

(12) **United States Design Patent** (10) **Patent No.:** **US D973,960 S**
Yang (45) **Date of Patent:** **** Dec. 27, 2022**

(54) **GROOMING APPARATUS**

(71) Applicant: **KONINKLIJKE PHILIPS N.V.**,
Eindhoven (NL)

(72) Inventor: **Wenwen Yang**, Amsterdam (NL)

(73) Assignee: **KONINKLIJKE PHILIPS N.V.**,
Eindhoven (NL)

(**) Term: **15 Years**

(21) Appl. No.: **29/754,253**

(22) Filed: **Oct. 8, 2020**

(30) **Foreign Application Priority Data**

Apr. 9, 2020 (EM) 007799960

(51) **LOC (13) CL.** **28-03**

(52) **U.S. CL.**
USPC **D28/51**

(58) **Field of Classification Search**
USPC D28/10, 45, 49-54
(Continued)

(56) **References Cited**

U.S. PATENT DOCUMENTS

4,512,077 A * 4/1985 Tanabe B26B 19/06
30/41

D758,661 S * 6/2016 Andersson D28/51
(Continued)

Primary Examiner — Alison M Ofstun

(57) **CLAIM**

The ornamental design for a grooming apparatus, as shown and described.

DESCRIPTION

FIG. 1 is a perspective view showing the first embodiment of a grooming apparatus, according to my design;

FIG. 2 is a front elevational view thereof;
 FIG. 3 is a rear elevational view thereof;
 FIG. 4 is a right side elevational view thereof;
 FIG. 5 is a left side elevational view thereof;
 FIG. 6 is a top plan view thereof;
 FIG. 7 is a bottom plan view thereof;
 FIG. 8 is a perspective view showing the second embodiment of a grooming apparatus, according to my design;
 FIG. 9 is a front elevational view thereof;
 FIG. 10 is a rear elevational view thereof;
 FIG. 11 is a right side elevational view thereof;
 FIG. 12 is a left side elevational view thereof;
 FIG. 13 is a top plan view thereof;
 FIG. 14 is a bottom plan view thereof.
 FIG. 15 is a perspective view showing the third embodiment of a grooming apparatus, according to my design;
 FIG. 16 is a front elevational view thereof;
 FIG. 17 is a rear elevational view thereof;
 FIG. 18 is a right side elevational view thereof;
 FIG. 19 is a left side elevational view thereof;
 FIG. 20 is a top plan view thereof;
 FIG. 21 is a bottom plan view thereof;
 FIG. 22 is a perspective view showing the fourth embodiment of a grooming apparatus, according to my design;
 FIG. 23 is a front elevational view thereof;
 FIG. 24 is a rear elevational view thereof;
 FIG. 25 is a right side elevational view thereof;
 FIG. 26 is a left side elevational view thereof;
 FIG. 27 is a top plan view thereof;
 FIG. 28 is a bottom plan view thereof;
 FIG. 29 is a perspective view showing the fifth embodiment of a grooming apparatus, according to my design;
 FIG. 30 is a front elevational view thereof;
 FIG. 31 is a rear elevational view thereof;
 FIG. 32 is a right side elevational view thereof;
 FIG. 33 is a left side elevational view thereof;
 FIG. 34 is a top plan view thereof; and,
 FIG. 35 is a bottom plan view thereof.

The portions of the grooming apparatus shown in broken lines are included for the purpose of illustrating unclaimed portions of the grooming apparatus and form no part of the claimed design.

1 Claim, 20 Drawing Sheets



(58) **Field of Classification Search**

CPC B26B 19/148; B26B 19/38; B26B 19/384;
 B26B 19/00; B26B 19/04; B26B 19/06;
 B26B 19/10; B26B 19/12; B26B 19/14;
 B26B 19/20; B26B 19/3853; B26B 21/00;
 A45D 26/00; A45D 26/008; A45D
 26/0061

See application file for complete search history.

(56) **References Cited**

U.S. PATENT DOCUMENTS

D758,662	S *	6/2016	De Klein	D28/51
D788,368	S *	5/2017	Andersson	D28/54
D833,074	S *	11/2018	Andersson	D28/49
D894,762	S *	9/2020	de Gouzillon de Belizal	D10/53
D942,080	S *	1/2022	Prat-Pfister	D28/50
2011/0214289	A1 *	9/2011	Maichel	B26B 19/38 30/29.5
2017/0050326	A1 *	2/2017	Lau	B26B 19/3846
2017/0190063	A1 *	7/2017	Schratter	B26B 19/06
2018/0206611	A1 *	7/2018	Schaefer	H01F 7/0252
2019/0015999	A1 *	1/2019	Darwinkel	B26B 19/3873
2020/0061856	A1 *	2/2020	Musallam	B26B 19/063
2020/0313368	A1 *	10/2020	Yau	H01R 13/713
2021/0347072	A1 *	11/2021	Xu	B26B 19/3846

* cited by examiner

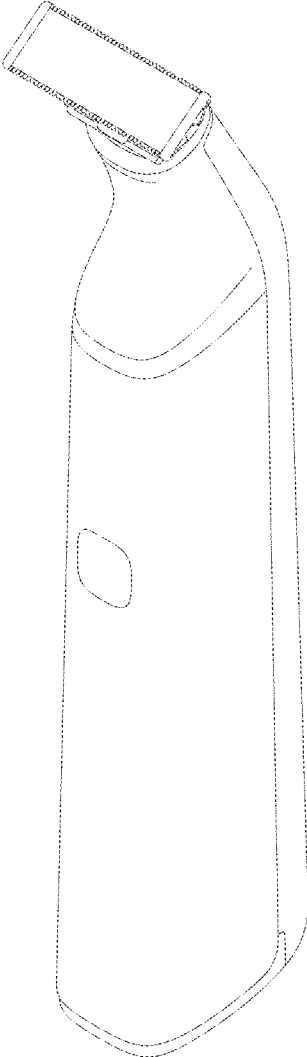


FIG. 1

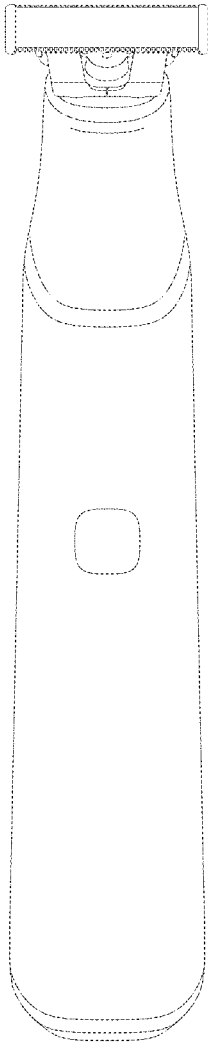


FIG. 2




FIG. 3




FIG. 4




FIG. 5

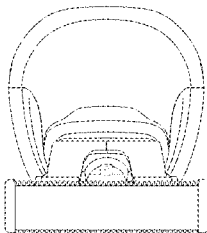


FIG. 6

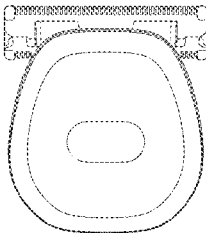


FIG. 7

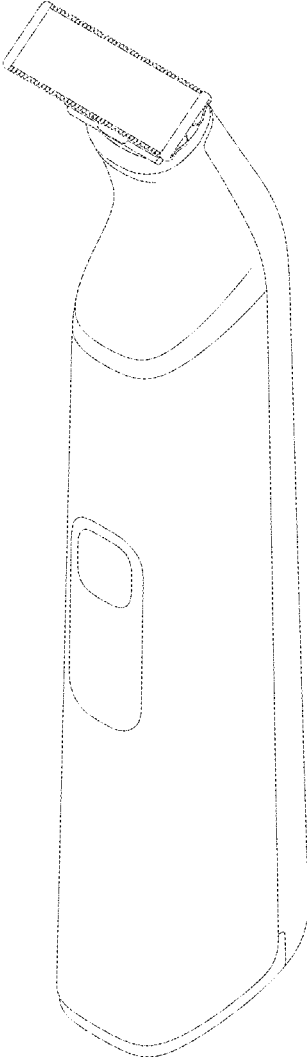


FIG. 8

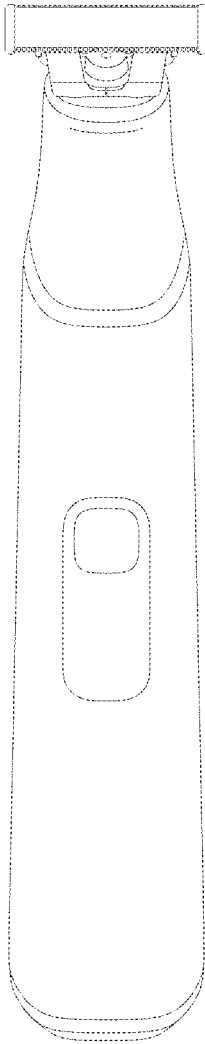


FIG. 9




FIG. 10




FIG. 11

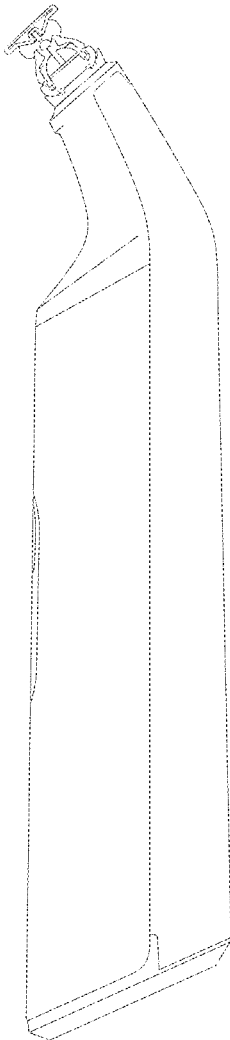


FIG. 12

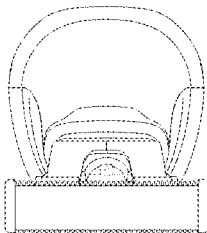


FIG. 13

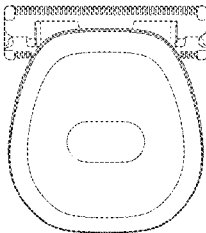


FIG. 14

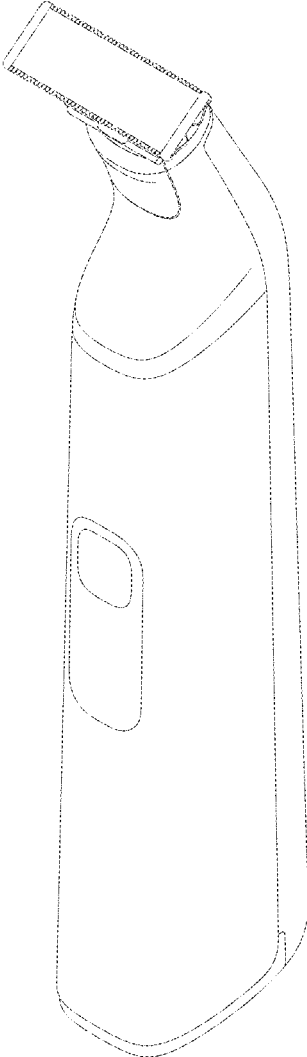


FIG. 15

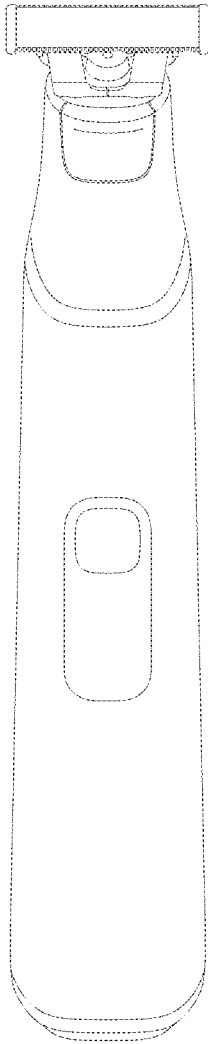


FIG. 16




FIG. 17




FIG. 18

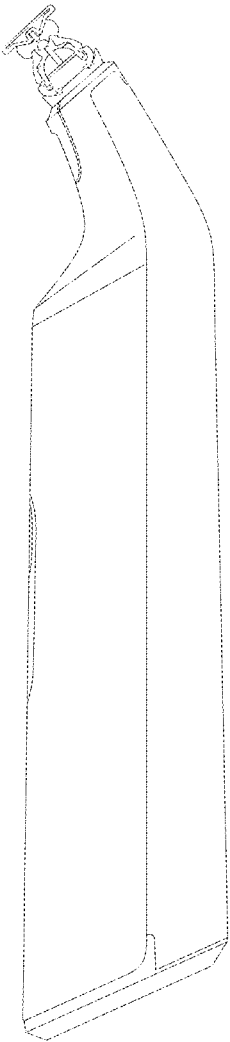


FIG. 19

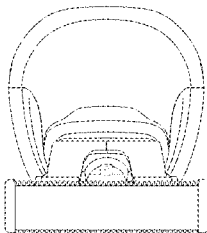


FIG. 20

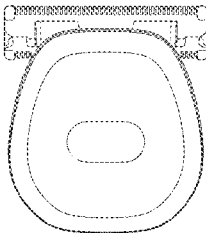


FIG. 21

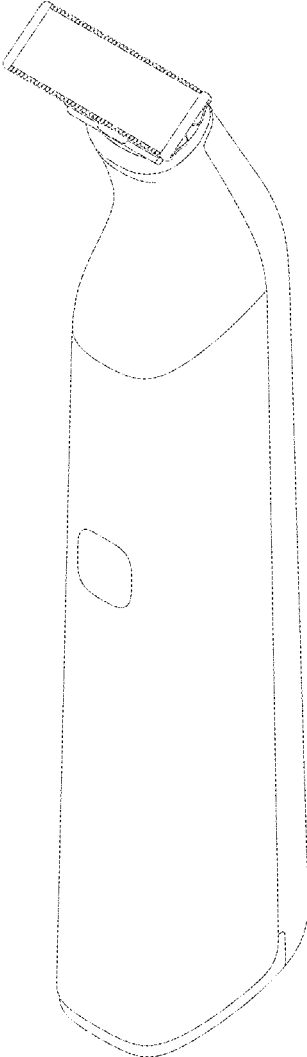


FIG. 22

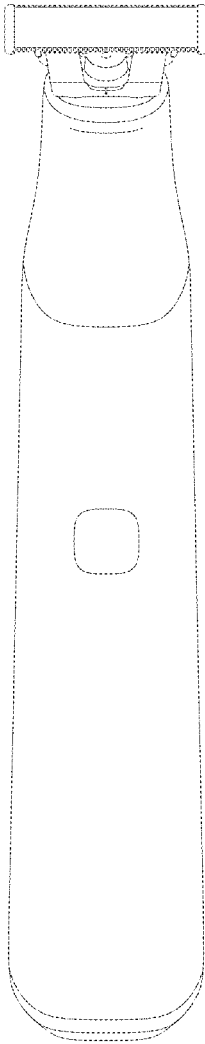


FIG. 23




FIG. 24

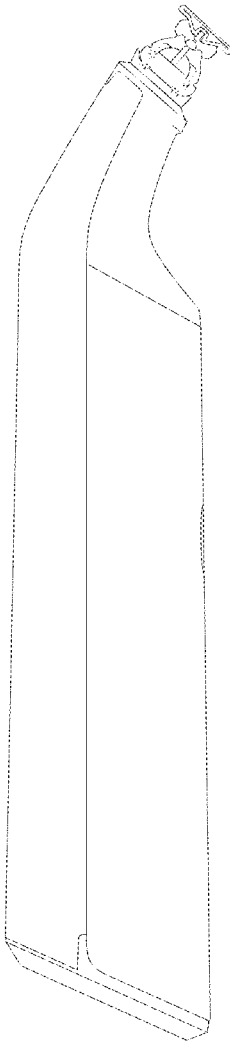


FIG. 25




FIG. 26

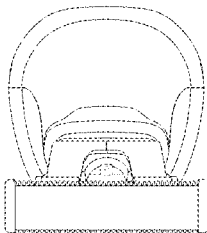


FIG. 27

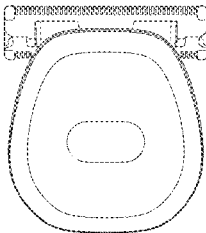


FIG. 28

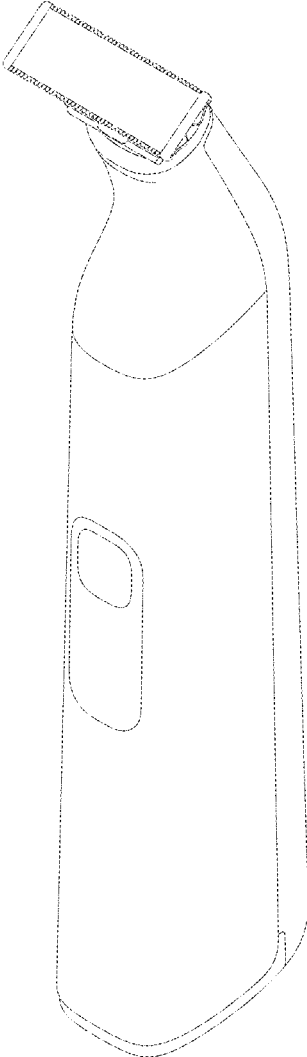


FIG. 29

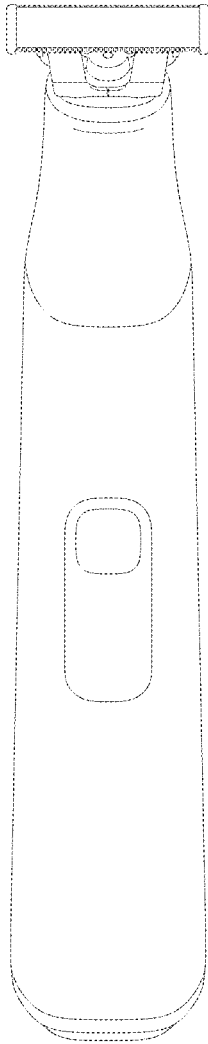


FIG. 30




FIG. 31

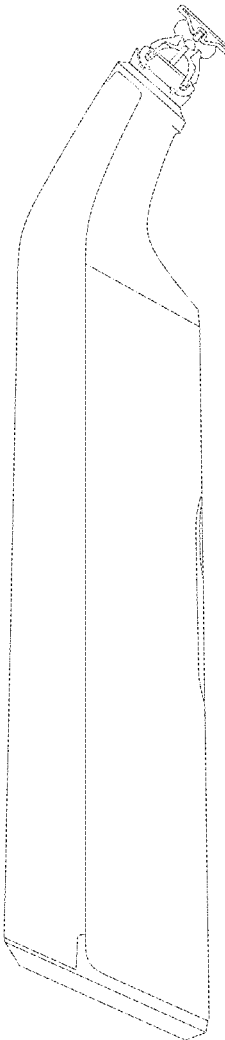


FIG. 32

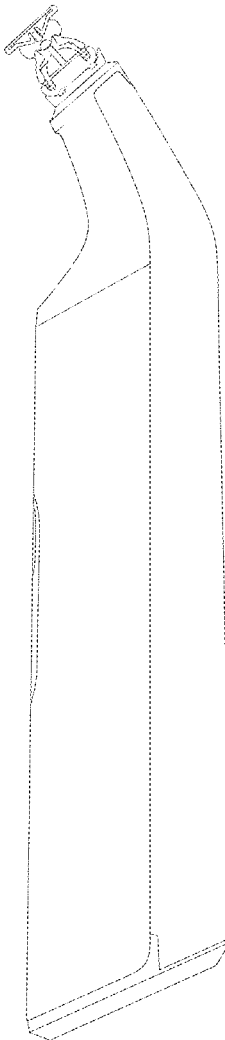


FIG. 33

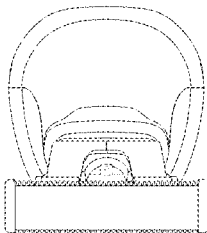


FIG. 34

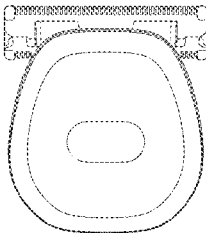


FIG. 35