



(12) **United States Design Patent**
Valenti

(10) **Patent No.:** **US D755,279 S**
(45) **Date of Patent:** **** May 3, 2016**

(54) **SPORTS TRAINING GOGGLES**
(71) Applicant: **Swivel Vision LLC**, Orange, CA (US)
(72) Inventor: **Joseph James Valenti**, Orange, CA (US)
(73) Assignee: **Swivel Vision Sports LLC**, Orange, CA (US)
(**) Term: **14 Years**

3,395,406 A * 8/1968 Smith A61F 9/028
2/436
3,517,393 A * 6/1970 Beauchef G02C 11/08
2/436
3,638,240 A * 2/1972 Militello A61F 9/028
2/437
3,708,224 A * 1/1973 Lindblom A61F 9/028
2/437
3,718,937 A * 3/1973 Smith A61F 9/028
2/436
D230,439 S * 2/1974 Rabuse D16/101
(Continued)

(21) Appl. No.: **29/504,836**
(22) Filed: **Oct. 9, 2014**
(51) **LOC (10) Cl.** **16-06**
(52) **U.S. Cl.**
USPC **D16/312**

Primary Examiner — Susan Moon Lee
(74) *Attorney, Agent, or Firm* — Knobbe, Martens, Olson & Bear, LLP

(58) **Field of Classification Search**
USPC D16/101, 300–342, 900; D29/109, 110;
D21/483, 659–661; 2/13, 15, 426–432,
2/447–449, 441, 434–437, 425, 439, 440,
2/443, 452; 351/41, 44–46, 51, 52, 59,
351/62, 63, 92, 103–123, 140–153, 158,
351/159, 162, 163, 83, 86; 434/36; 359/894
CPC A61F 9/00; A61F 9/02; A61F 9/022;
A61F 9/023–9/029; A61F 9/045; A61F
2009/021; A61F 2210/009; G02B 27/0006;
G02B 27/0075; G02B 27/0068; G02B
27/0062; G02B 27/0056; G02B 27/00; G02C
9/04; G02C 9/00; G02C 7/16; G02C 7/105;
G02C 7/104; G02C 7/081; G02C 7/08;
G02C 7/10; G02C 11/12
See application file for complete search history.

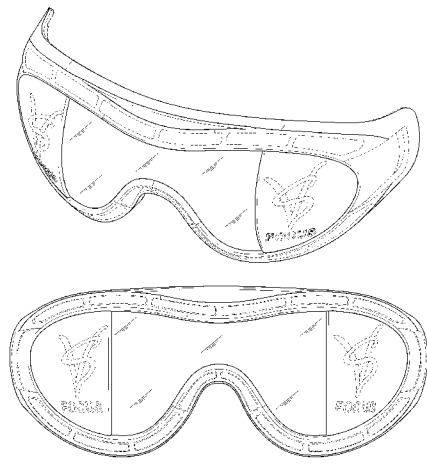
(57) **CLAIM**
The ornamental design for sports training goggles, as shown and described.

DESCRIPTION

FIG. 1 is a front, top, and left side perspective view of sports training goggles embodying my new design;
FIG. 2 is a rear, right, and top side perspective view thereof;
FIG. 3 is a front elevational view thereof;
FIG. 4 is a rear elevational view thereof;
FIG. 5 is a right side elevational view thereof;
FIG. 6 is a left side elevational view thereof;
FIG. 7 is a top plan view thereof;
FIG. 8 is a bottom plan view thereof;
FIG. 9 is a front, top, and left side perspective view of a second embodiment of the sports training goggles;
FIG. 10 is a rear, top, and right side perspective view thereof;
FIG. 11 is a front elevational view thereof;
FIG. 12 is a rear elevational view thereof;
FIG. 13 is a right side elevational view thereof;
FIG. 14 is a left side elevational view thereof;
FIG. 15 is a top plan view thereof; and,
FIG. 16 is a bottom plan view thereof.
Broken lines and unshaded portions contained within broken lines are not claimed.

(56) **References Cited**
U.S. PATENT DOCUMENTS
2,694,263 A * 11/1954 Francis G02C 7/16
351/44
2,864,088 A * 12/1958 Gongoll A61F 9/025
2/441
3,012,248 A * 12/1961 Kleinman A61F 9/026
2/436
3,031,675 A * 5/1962 Dubach A61F 9/028
2/437

1 Claim, 14 Drawing Sheets



(56)

References Cited

U.S. PATENT DOCUMENTS

2012/0240315	A1 *	9/2012	Chen	A61F 9/025 2/431	2013/0104300	A1 *	5/2013	Park	A61F 9/025 2/439
2012/0324638	A1 *	12/2012	Tobia	A61F 9/02 2/439	2015/0272260	A1 *	10/2015	Ryan	A42B 3/226 349/14
2013/0047324	A1 *	2/2013	Park	A61F 9/029 2/434	2015/0290036	A1 *	10/2015	Wang-Lee	A61F 9/026 2/428
2013/0097768	A1 *	4/2013	Lee	A61F 9/028 2/436	2015/0290038	A1 *	10/2015	Wang-Lee	A61F 9/029 2/439
2013/0097855	A1 *	4/2013	Li	A61F 9/025 29/700	2015/0297410	A1 *	10/2015	Park	G02C 11/08 2/436
					2016/0008174	A1 *	1/2016	Padovani	A61F 9/025 2/439

* cited by examiner

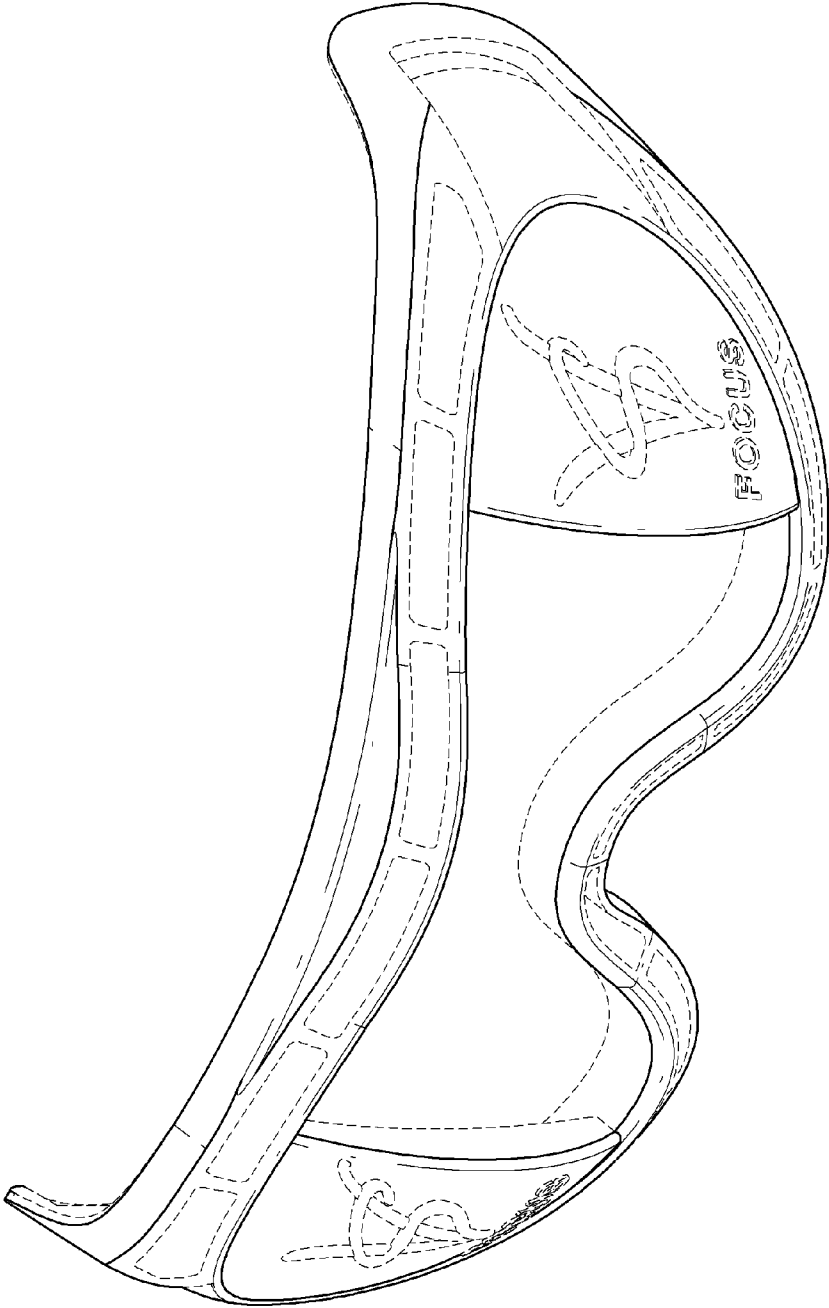


FIG. 1

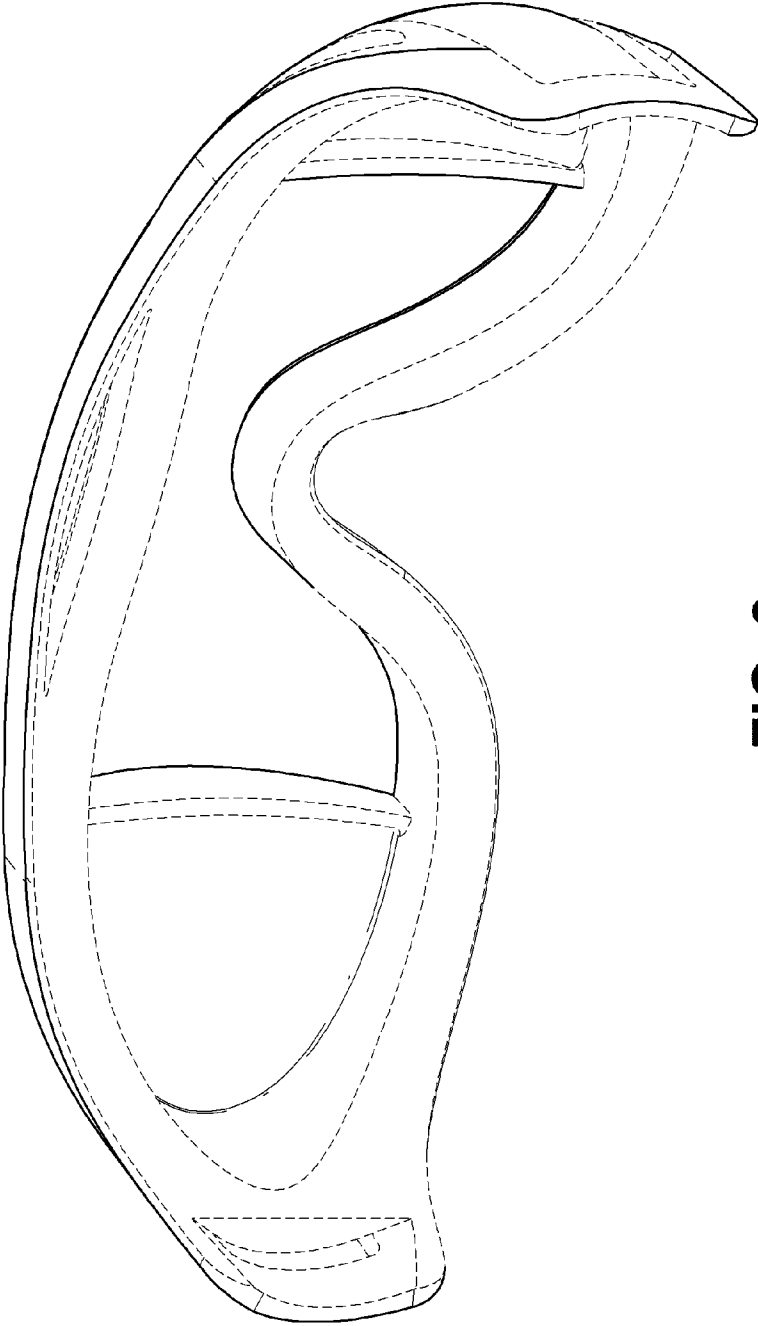


FIG. 2

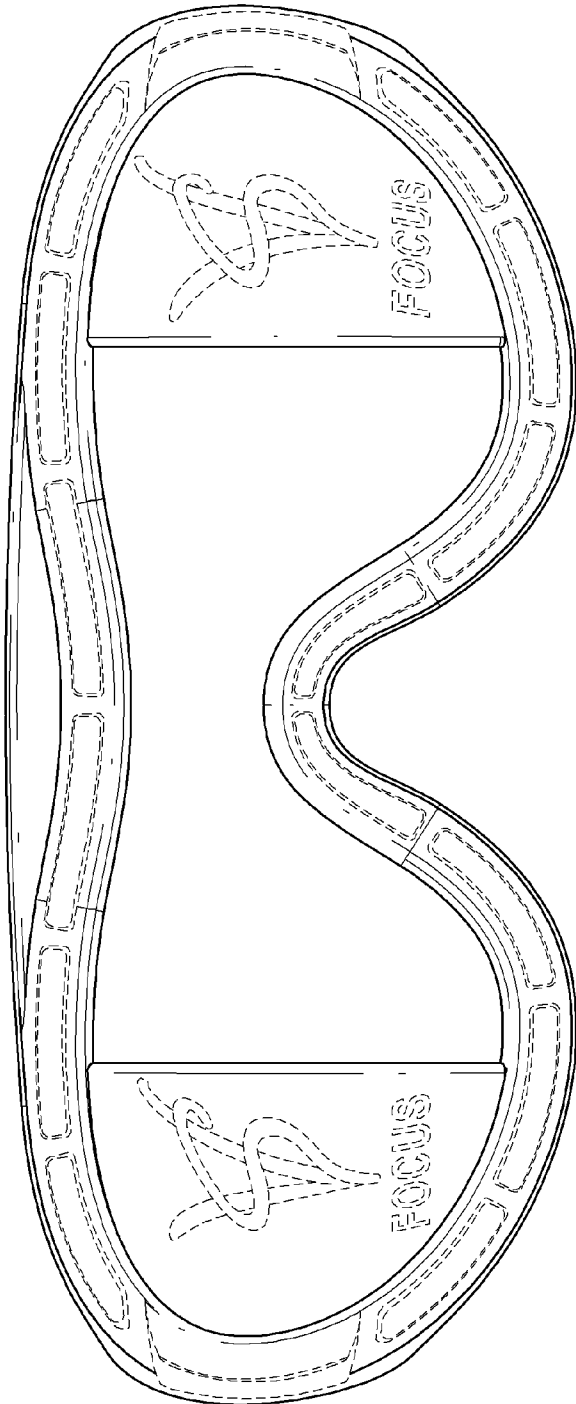


FIG. 3

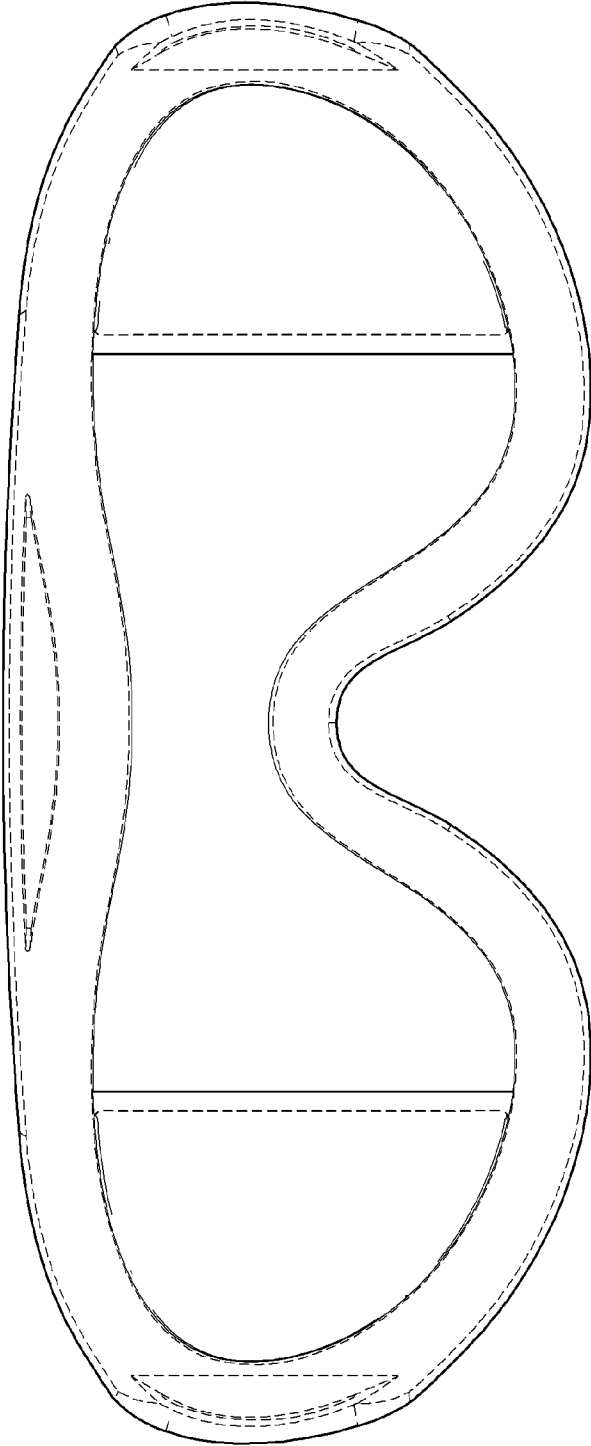


FIG. 4

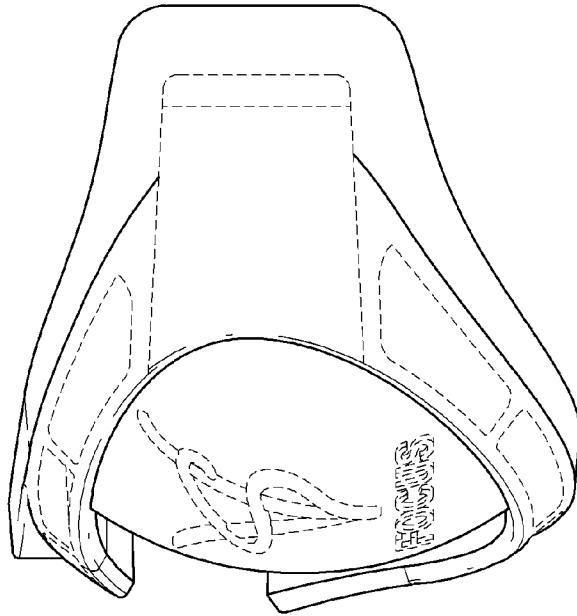


FIG. 6

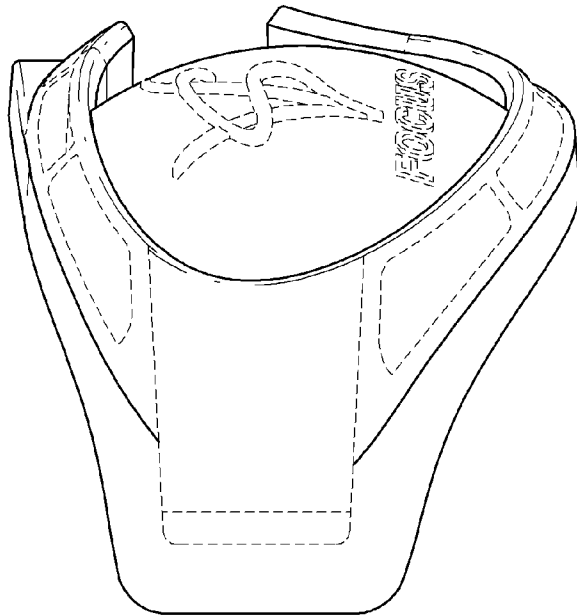


FIG. 5

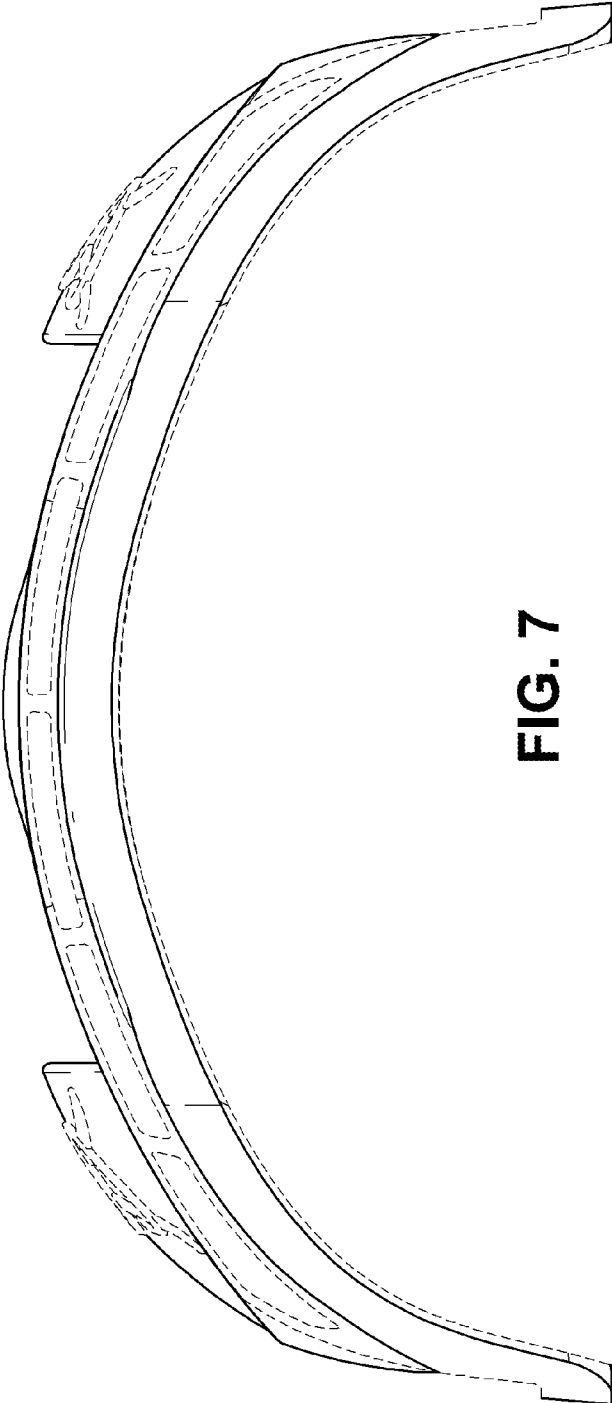


FIG. 7

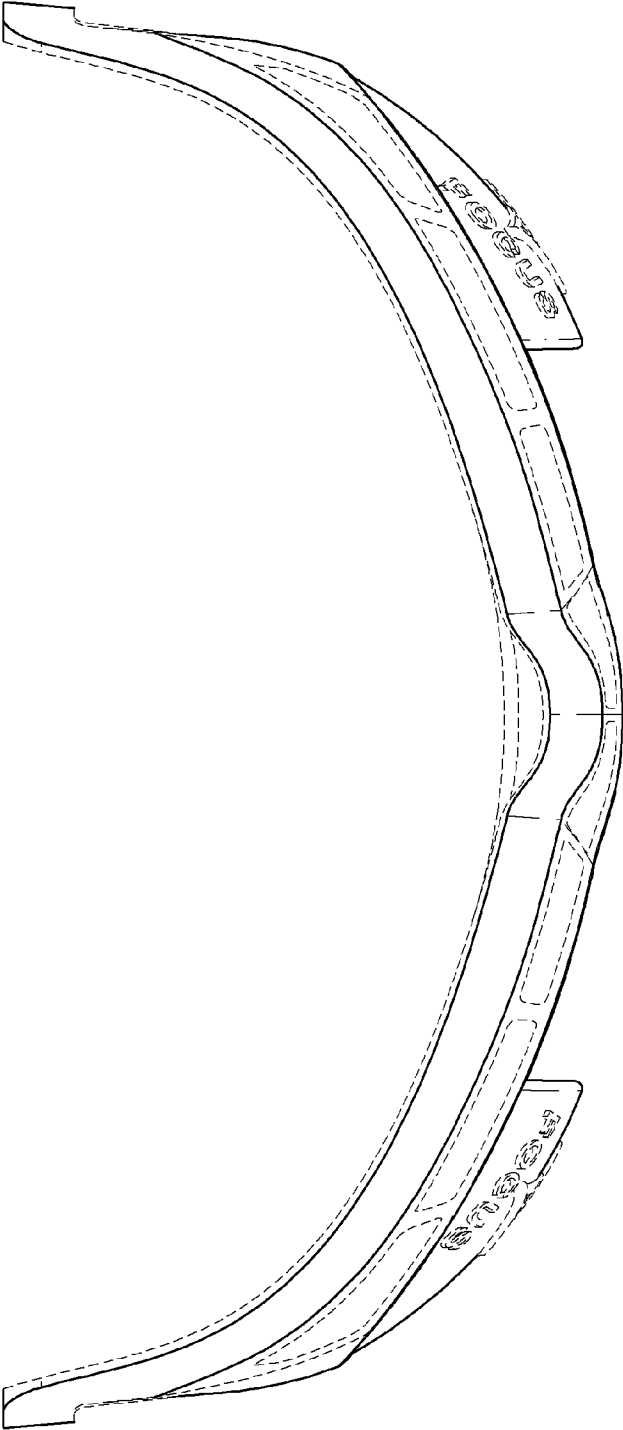


FIG. 8

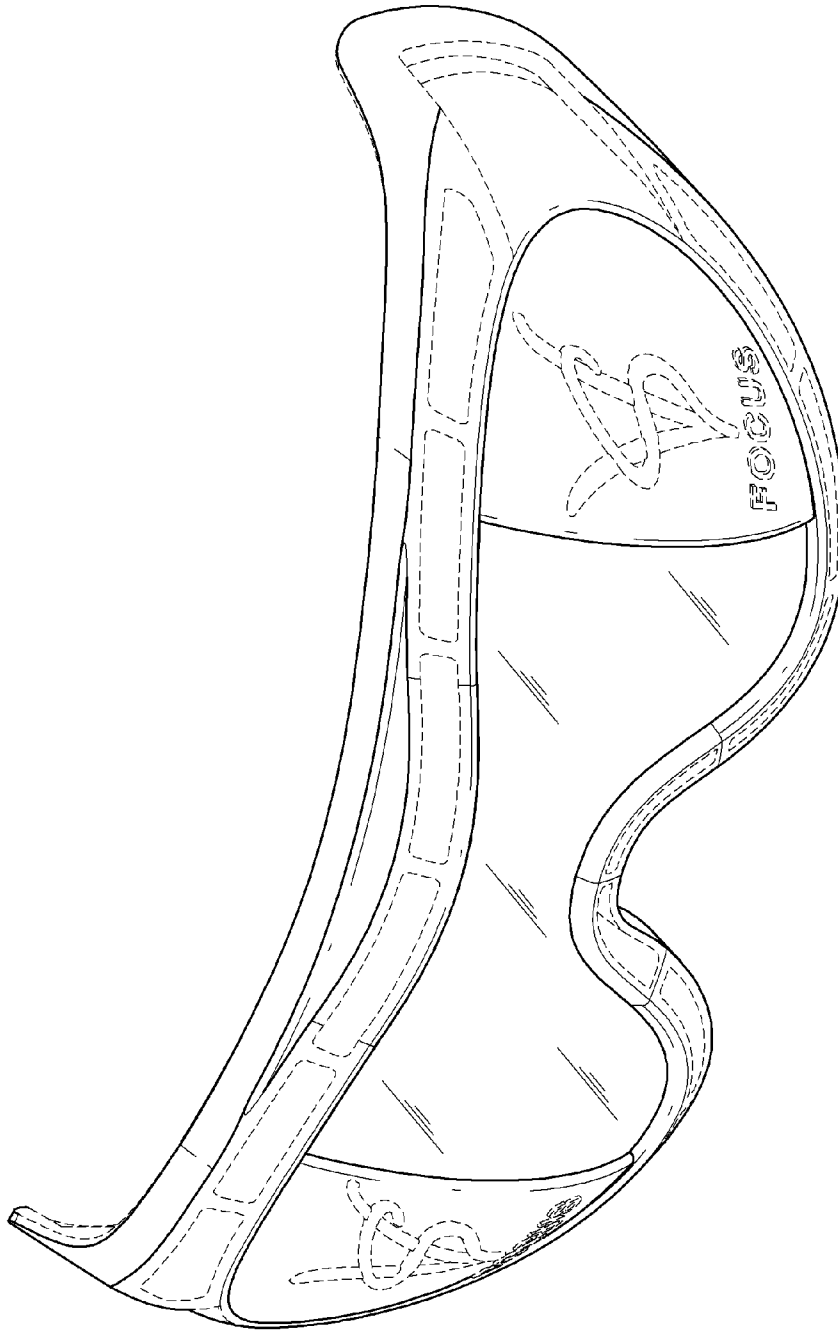


FIG. 9

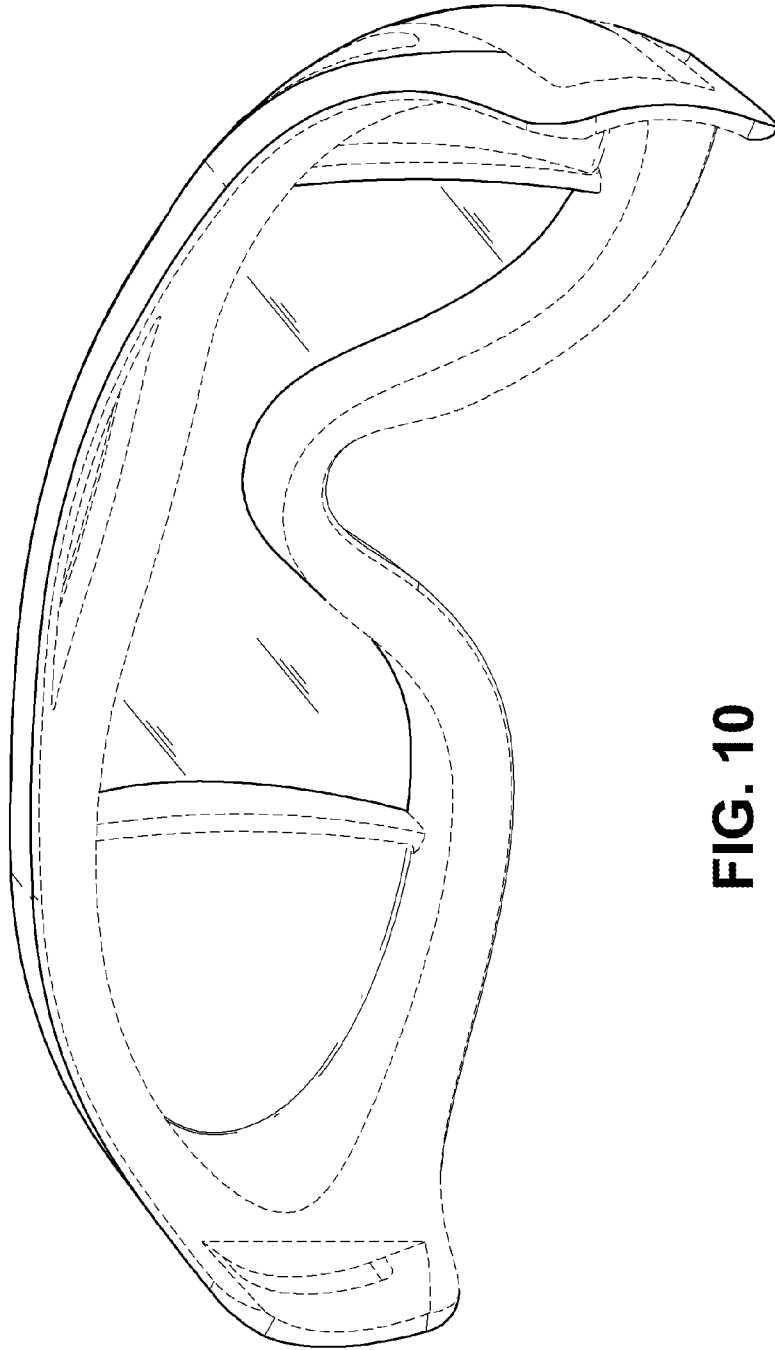


FIG. 10

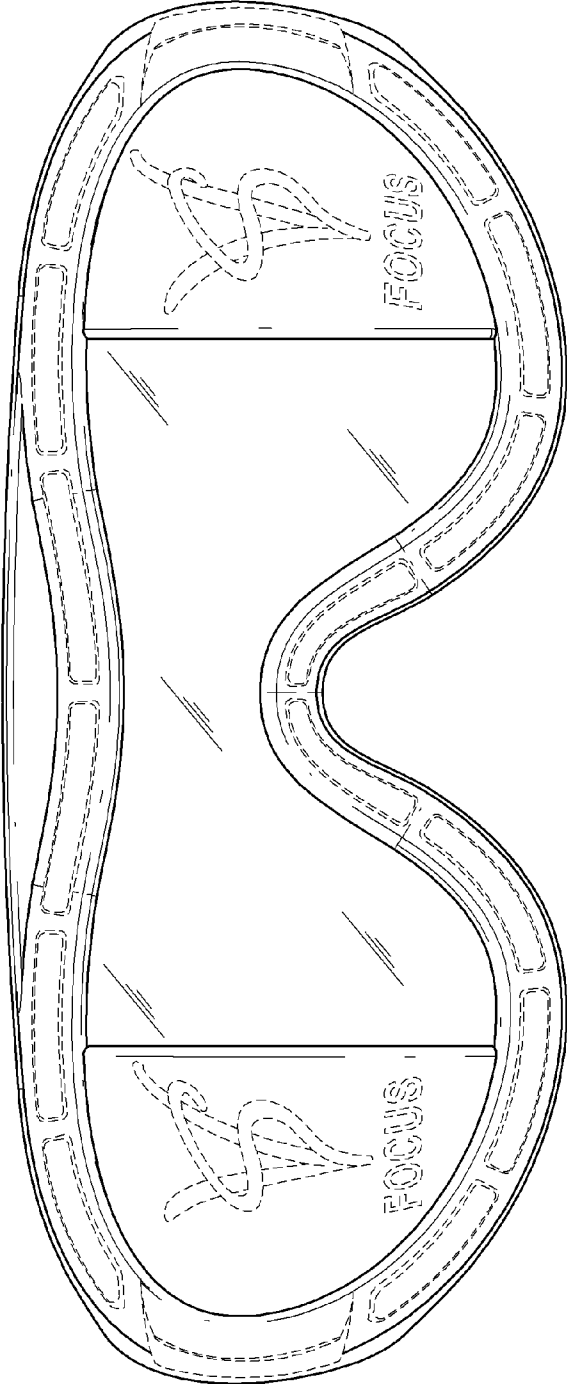


FIG. 11

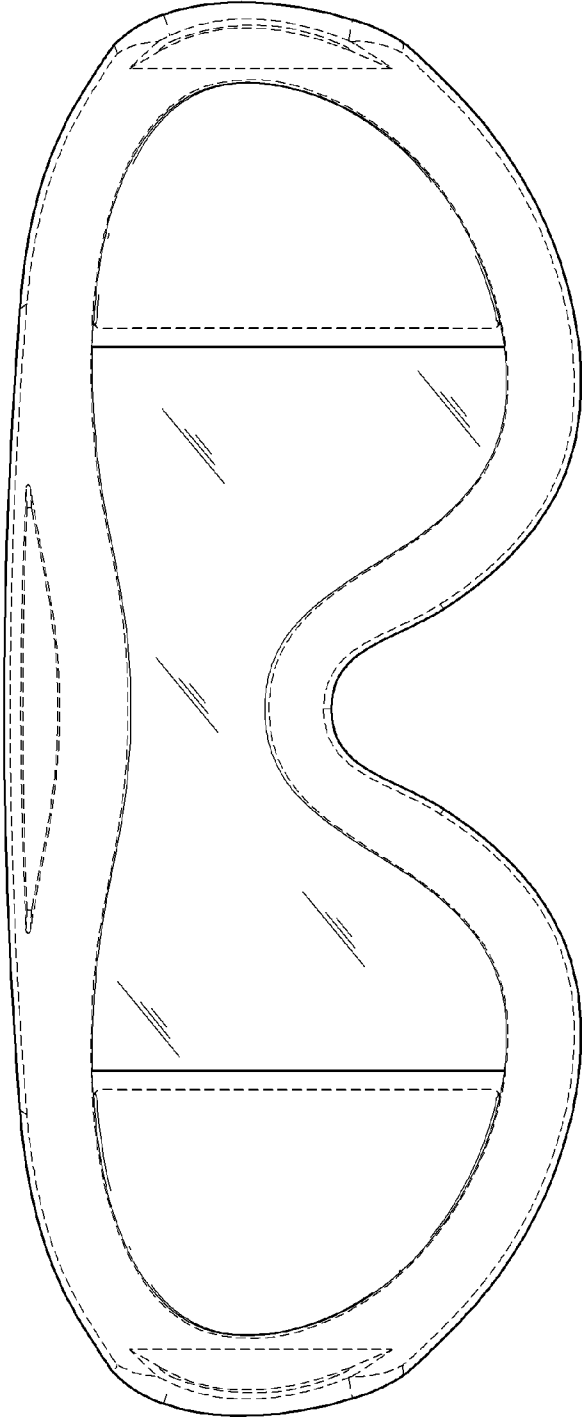


FIG. 12

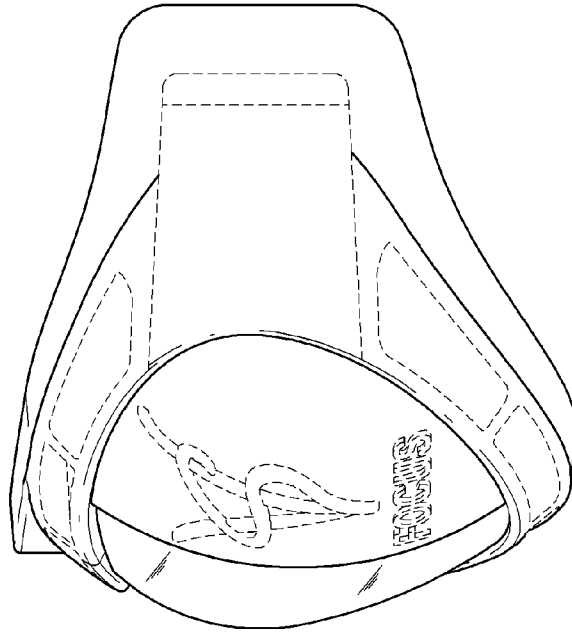


FIG. 14

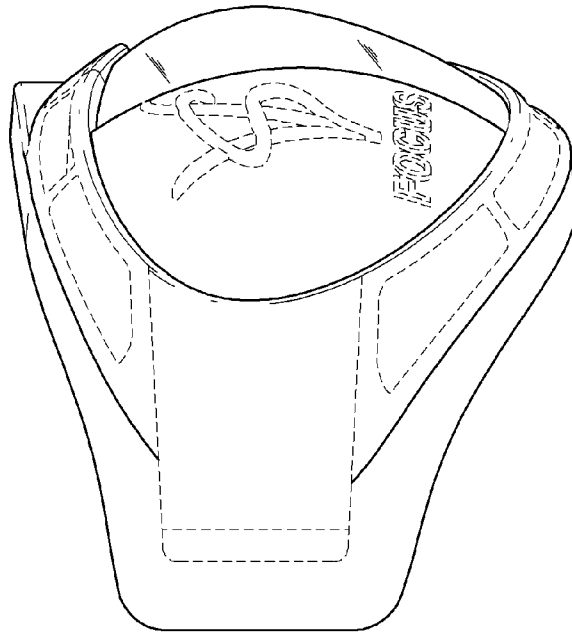


FIG. 13

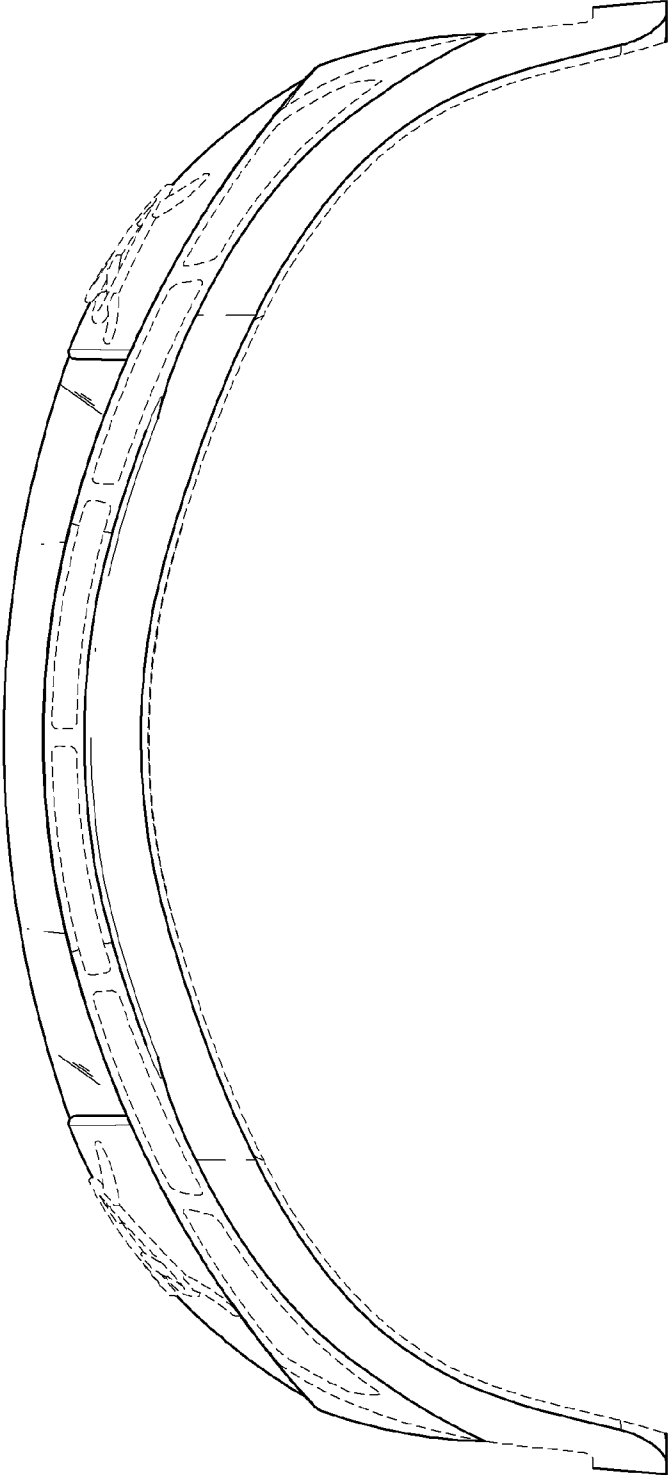


FIG. 15

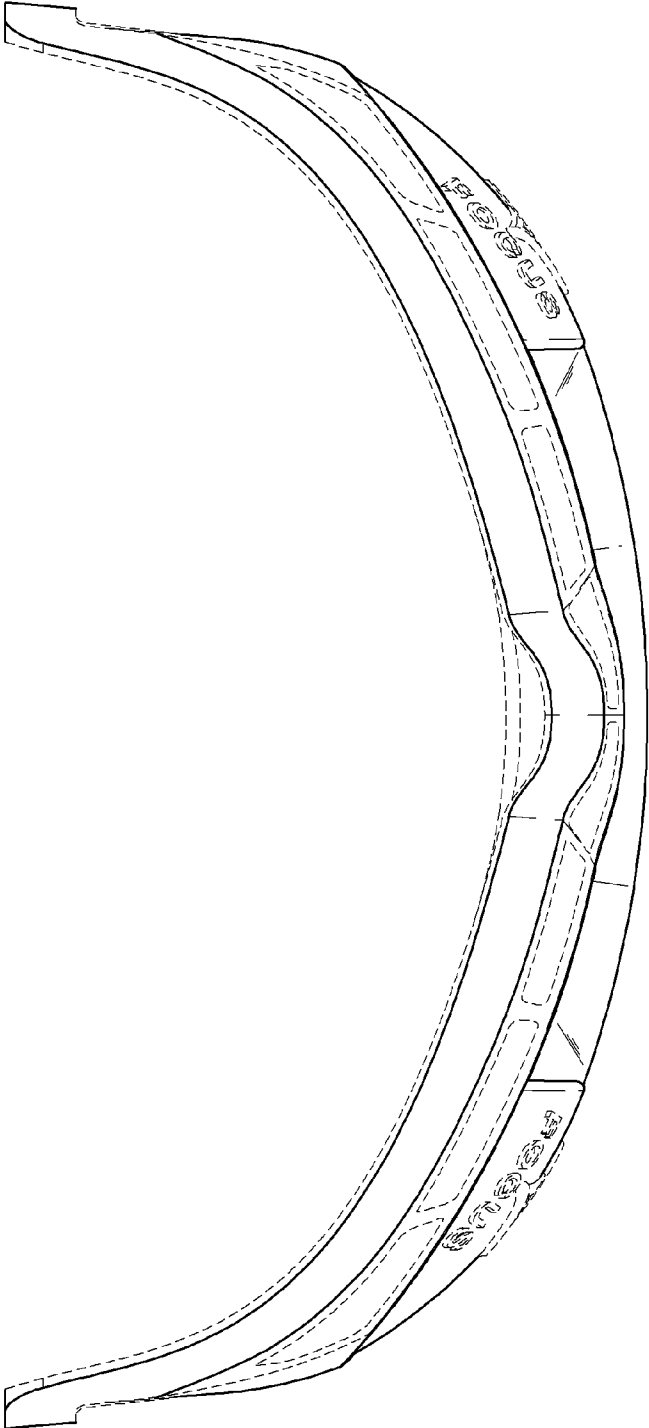


FIG. 16