



US00D533720S

(12) **United States Design Patent** (10) **Patent No.:** **US D533,720 S**
Vu (45) **Date of Patent:** **** Dec. 19, 2006**

(54) **ELECTRIC TOOTHBRUSH HANDLE**

(75) Inventor: **Duy Phong Vu**, Frankfurt am Main (DE)

(73) Assignee: **The Gillette Company**, Boston, MA (US)

(**) Term: **14 Years**

(21) Appl. No.: **29/241,589**

(22) Filed: **Oct. 28, 2005**

(30) **Foreign Application Priority Data**

Apr. 28, 2005 (DE) 4 05 02 279

(51) **LOC (8) Cl.** **28-03**

(52) **U.S. Cl.** **D4/101**

(58) **Field of Classification Search** D4/101, D4/104-112, 114, 138; D8/61; D24/111, D24/113; 15/22.1, 23, 24, 28, 29, 143.1, 15/167.1, 167.2; 16/430, 431; 81/54, 57.11, 81/57.14, 57.42; 132/308-311; 173/217; 601/142

See application file for complete search history.

(56) **References Cited**

U.S. PATENT DOCUMENTS

D197,763 S * 3/1964 Ayman D4/101

D204,127 S * 3/1966 Syvertson D4/101
D388,958 S 1/1998 Hartwein
D436,254 S 1/2001 Kling
D440,766 S 4/2001 Hartwein
D453,996 S 3/2002 Kling
D500,208 S 12/2004 Vu
D509,585 S 9/2005 Kling
D510,662 S 10/2005 Kling

* cited by examiner

Primary Examiner—Alan P. Douglas
Assistant Examiner—Lavone D. Tabor
(74) *Attorney, Agent, or Firm*—David Howley

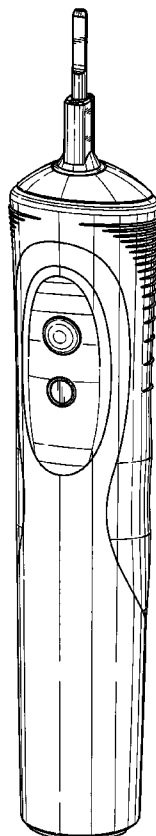
(57) **CLAIM**

The ornamental design for an electric toothbrush handle, as shown and described.

DESCRIPTION

FIG. 1 is a perspective view of an electric toothbrush handle from the top, front and right side, showing my new design; FIG. 2 is a front view thereof; FIG. 3 is a right side view thereof; FIG. 4 is a rear view thereof; FIG. 5 is a left side view thereof; FIG. 6 is a top plan view thereof; and, FIG. 7 is a bottom plan view thereof.

1 Claim, 4 Drawing Sheets



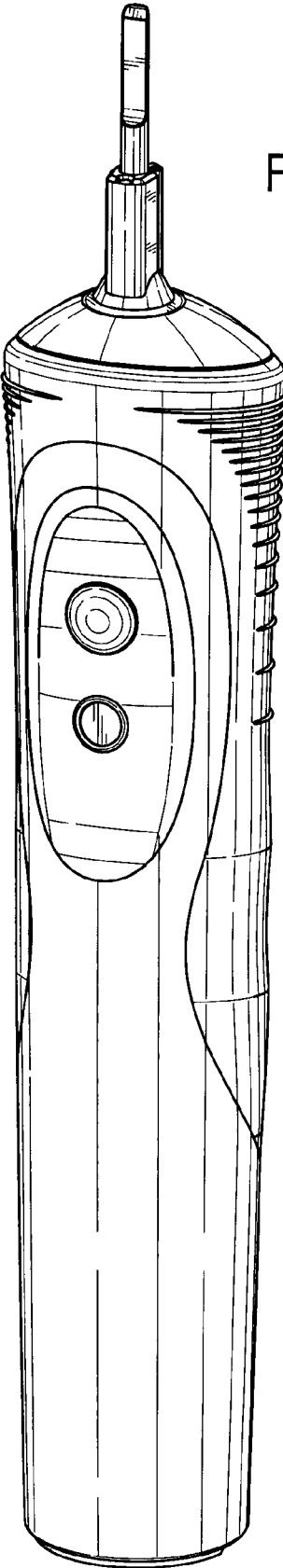


FIG. 1

FIG. 2

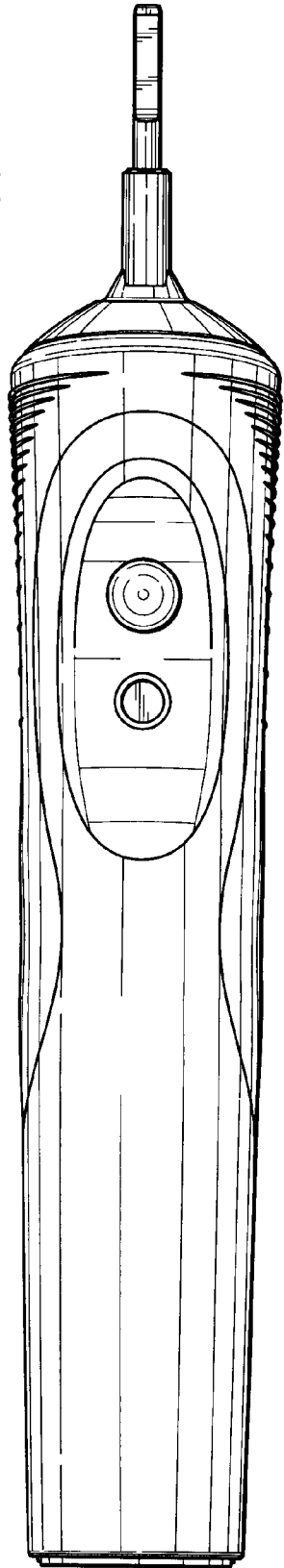


FIG. 3

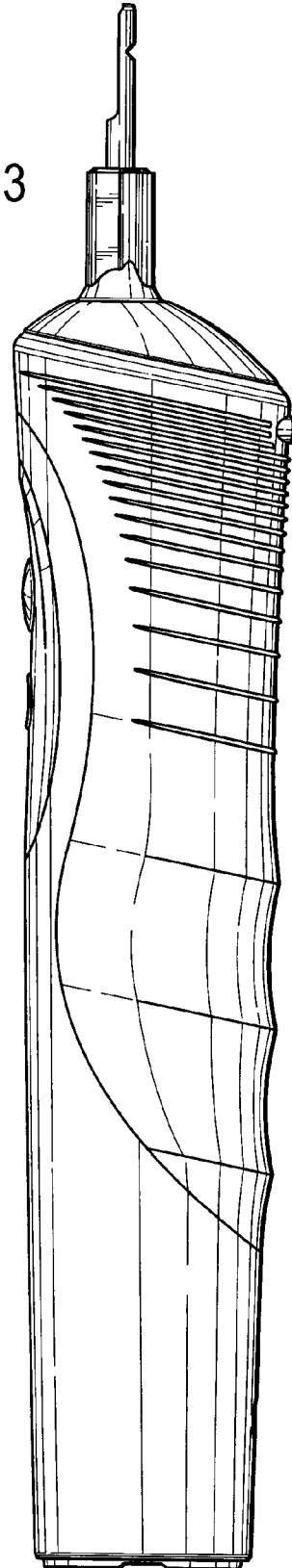


FIG. 4

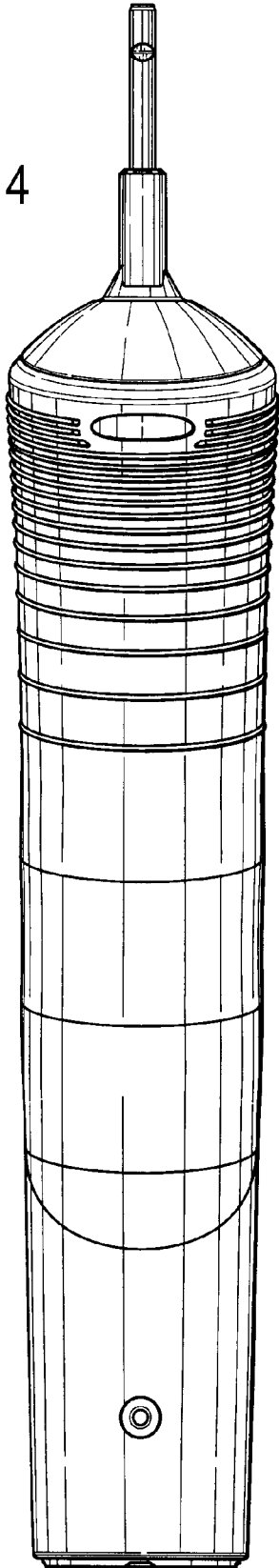


FIG. 5




FIG. 6


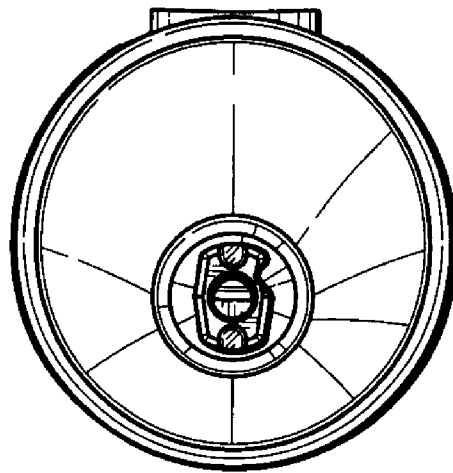


FIG. 7