



US00D930776S

(12) **United States Design Patent**  
**Song et al.**

(10) **Patent No.:** **US D930,776 S**

(45) **Date of Patent:** **\*\* Sep. 14, 2021**

- (54) **GOLF CLUB HEAD**
- (71) Applicant: **Acushnet Company**, Fairhaven, MA (US)
- (72) Inventors: **Yu-Jin Song**, San Marcos, CA (US); **Tyrone Northcutt**, San Marcos, CA (US)
- (73) Assignee: **Acushnet Company**, Fairhaven, MA (US)
- (\*\*) Term: **15 Years**
- (21) Appl. No.: **29/731,107**
- (22) Filed: **Apr. 12, 2020**
- (51) **LOC (13) Cl.** ..... **21-02**
- (52) **U.S. Cl.**  
USPC ..... **D21/752**
- (58) **Field of Classification Search**  
USPC ..... D21/733, 752, 759  
CPC ..... A63B 53/00; A63B 53/04; A63B 53/0466; A63B 2053/002; A63B 2053/0445; A63B 2053/0433; A63B 2053/0491; A63B 2053/0437; A63B 60/00; A63B 60/46  
See application file for complete search history.

D667,907 S *	9/2012	Engel	.....	D21/752
D707,767 S *	6/2014	Song	.....	D21/752
D708,686 S *	7/2014	Day	.....	D21/752
D709,150 S *	7/2014	Day	.....	D21/752
D714,892 S *	10/2014	Atwell	.....	D21/752
D716,889 S *	11/2014	Dolezel	.....	D21/759
D725,729 S *	3/2015	Song	.....	D21/752
D726,847 S *	4/2015	Song	.....	D21/752
D726,852 S *	4/2015	Song	.....	D21/759
D732,124 S *	6/2015	Trahan	.....	D21/759
D756,474 S *	5/2016	Trahan	.....	D21/759
D760,335 S *	6/2016	Song	.....	D21/752
D763,994 S *	8/2016	Foster	.....	D21/759
D783,748 S *	4/2017	Song	.....	D21/752
D785,111 S *	4/2017	Song	.....	D21/752
D786,991 S *	5/2017	Tang	.....	D21/759
D786,992 S *	5/2017	Tang	.....	D21/759
D786,993 S *	5/2017	Tang	.....	D21/759
D811,503 S *	2/2018	Bacon	.....	D21/752
D812,168 S *	3/2018	Kim	.....	D21/759
D813,327 S *	3/2018	Kim	.....	D21/752

(Continued)

*Primary Examiner* — Mitchell I. Siegel  
(74) *Attorney, Agent, or Firm* — Randy K. Chang

(57) **CLAIM**

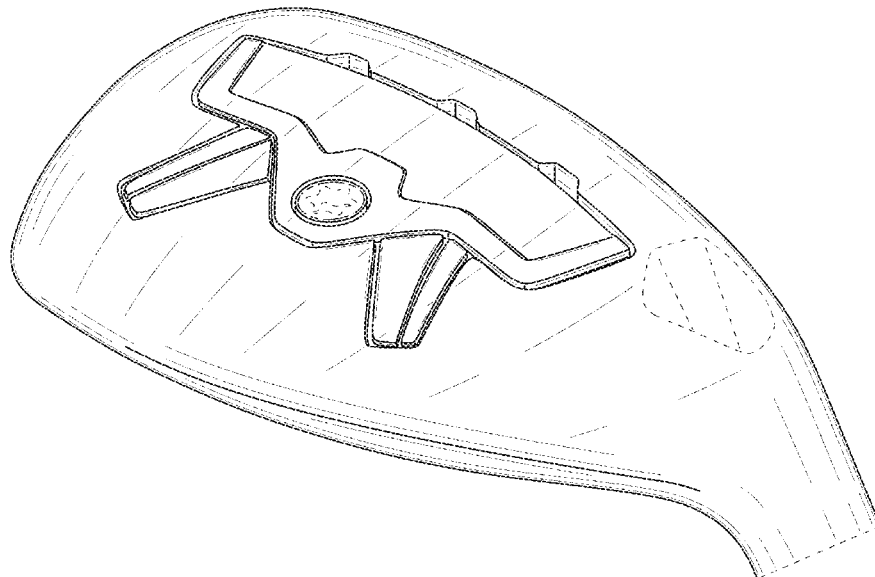
The ornamental design for golf club head, as shown and described.

**DESCRIPTION**

FIG. 1 is a perspective sole view of a golf club head showing our design;  
FIG. 2 is a bottom plan view thereof;  
FIG. 3 is a rear elevational plan view thereof;  
FIG. 4 is a top plan view thereof;  
FIG. 5 is a heel end front elevation view thereof;  
FIG. 6 is a toe end view thereof; and,  
FIG. 7 is a front elevation view thereof.  
The broken lines shown on the drawings form no part of the claimed design.

**1 Claim, 6 Drawing Sheets**

- (56) **References Cited**  
**U.S. PATENT DOCUMENTS**  
D472,950 S \* 4/2003 Burnett ..... D21/752  
D523,918 S \* 6/2006 Foster ..... D21/752  
D524,891 S \* 7/2006 Foster ..... D21/752  
D603,919 S \* 11/2009 Gray ..... D21/752  
D604,376 S \* 11/2009 Darley ..... D21/752  
D614,711 S \* 4/2010 Harbert ..... D21/752  
D631,111 S \* 1/2011 Bennett ..... D21/752  
D647,584 S \* 10/2011 Foster ..... D21/752  
D663,371 S \* 7/2012 Kim ..... D21/752  
D665,863 S \* 8/2012 Gonzalez ..... D21/759  
D667,516 S \* 9/2012 Gonzalez ..... D21/752



(56)

**References Cited**

## U.S. PATENT DOCUMENTS

D813,328	S	*	3/2018	Tang	.....	D21/752
D814,582	S	*	4/2018	Bacon	.....	D21/752
D814,583	S	*	4/2018	Stokke	.....	D21/752
D815,223	S	*	4/2018	Stokke	.....	D21/752
D823,958	S	*	7/2018	Stokke	.....	D21/752
D825,013	S	*	8/2018	Milleman	.....	D21/752
D834,116	S	*	11/2018	Chun	.....	D21/752
D834,118	S	*	11/2018	Song	.....	D21/759
D846,050	S	*	4/2019	Song	.....	D21/752
D846,673	S	*	4/2019	Song	.....	D21/752
D867,501	S	*	11/2019	Chun	.....	D21/752
D867,502	S	*	11/2019	Song	.....	D21/752
D867,503	S	*	11/2019	Chun	.....	D21/752
D877,834	S	*	3/2020	Song	.....	D21/759
D884,100	S	*	5/2020	Kitching, Jr.	.....	D21/759
D895,041	S	*	9/2020	Chun	.....	D21/752
D909,511	S	*	2/2021	Cyruulik	.....	D21/752
D916,221	S	*	4/2021	Bacon	.....	D21/752
D917,643	S	*	4/2021	Stokke	.....	D21/752
D917,644	S	*	4/2021	Wang	.....	D21/752
D920,454	S	*	5/2021	Chun	.....	D21/752
D920,455	S	*	5/2021	Chun	.....	D21/752
D920,456	S	*	5/2021	Song	.....	D21/752
D921,142	S	*	6/2021	Song	.....	D21/752

\* cited by examiner

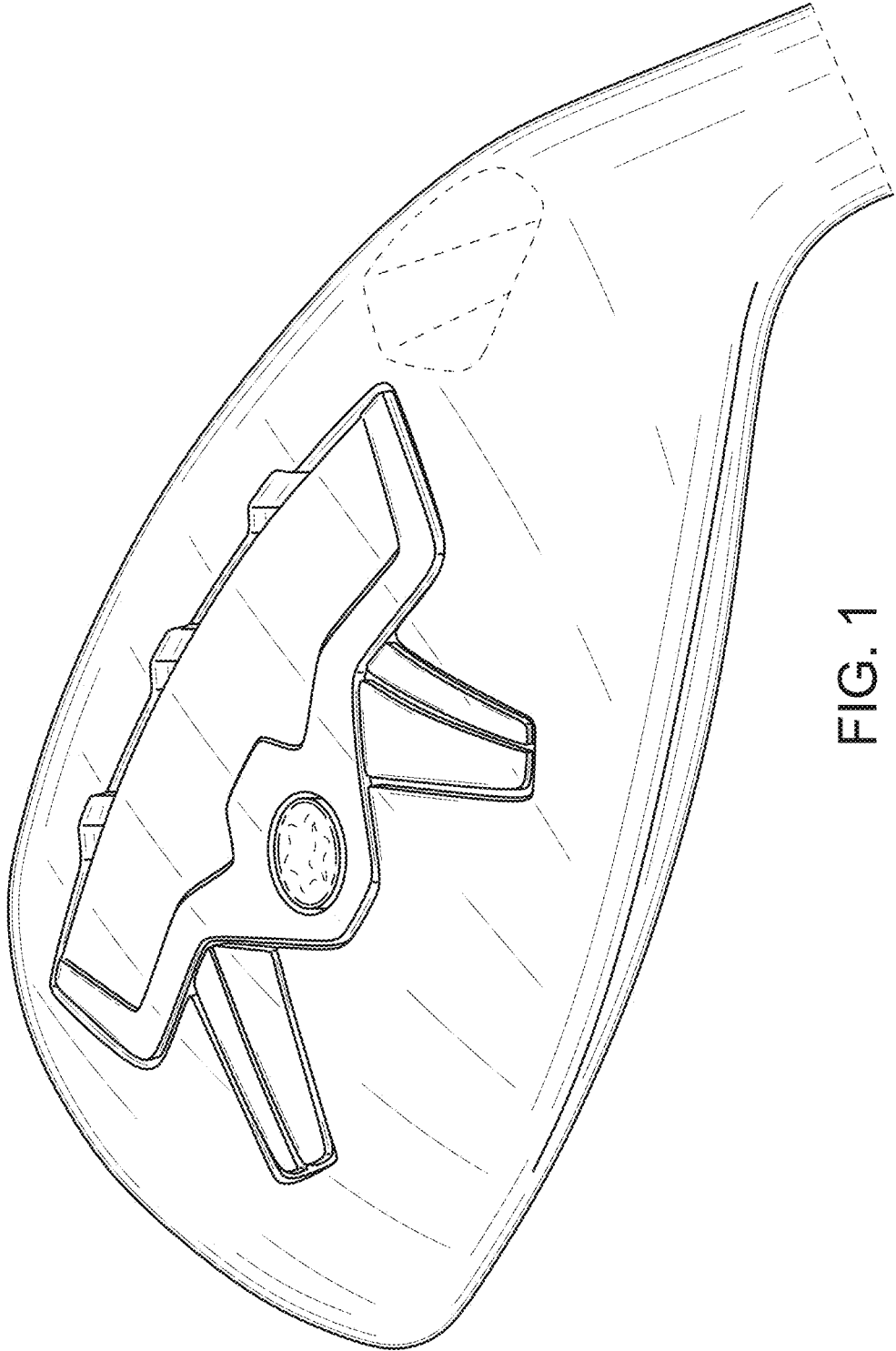


FIG. 1

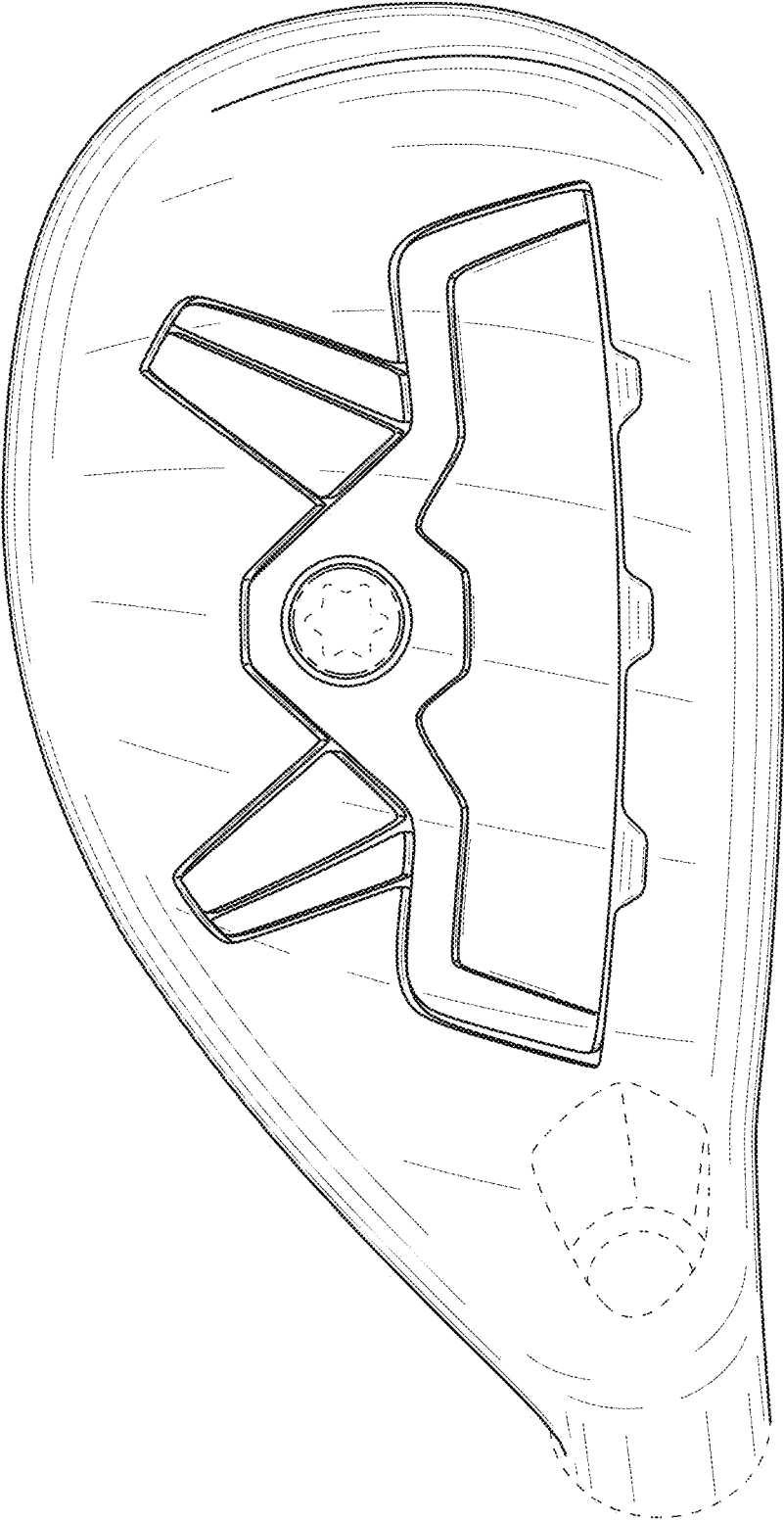


FIG. 2



FIG. 3

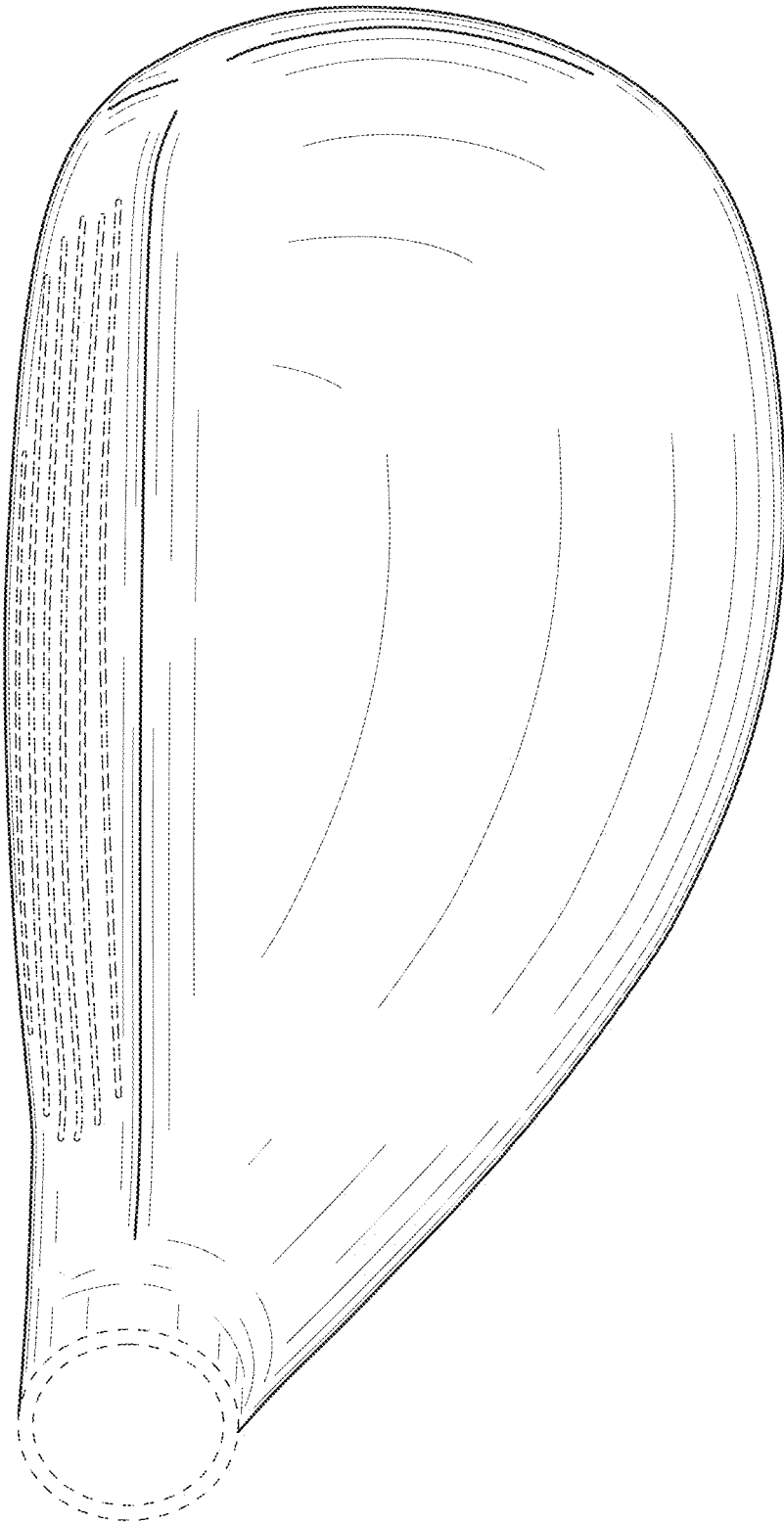


FIG. 4

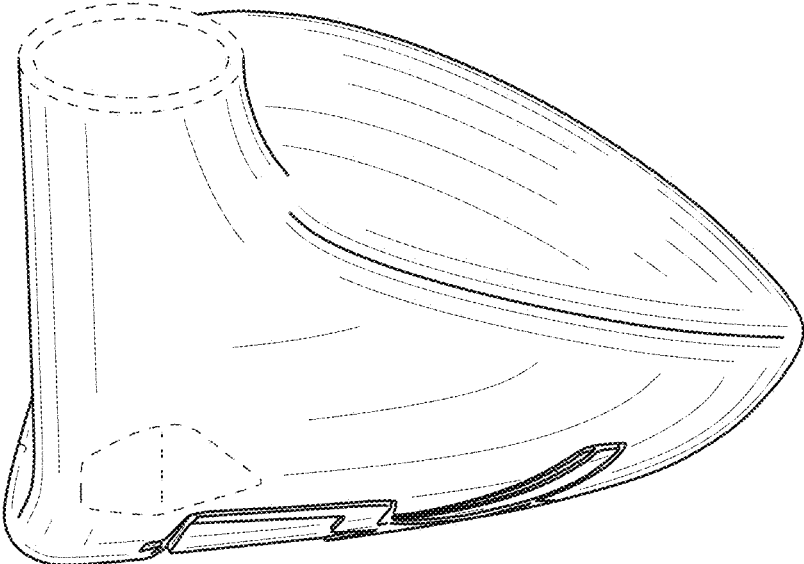


FIG. 5

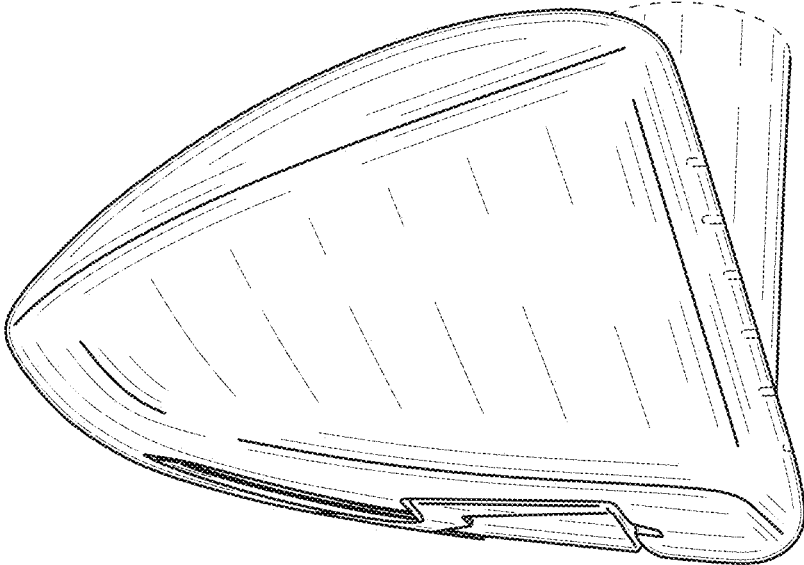


FIG. 6

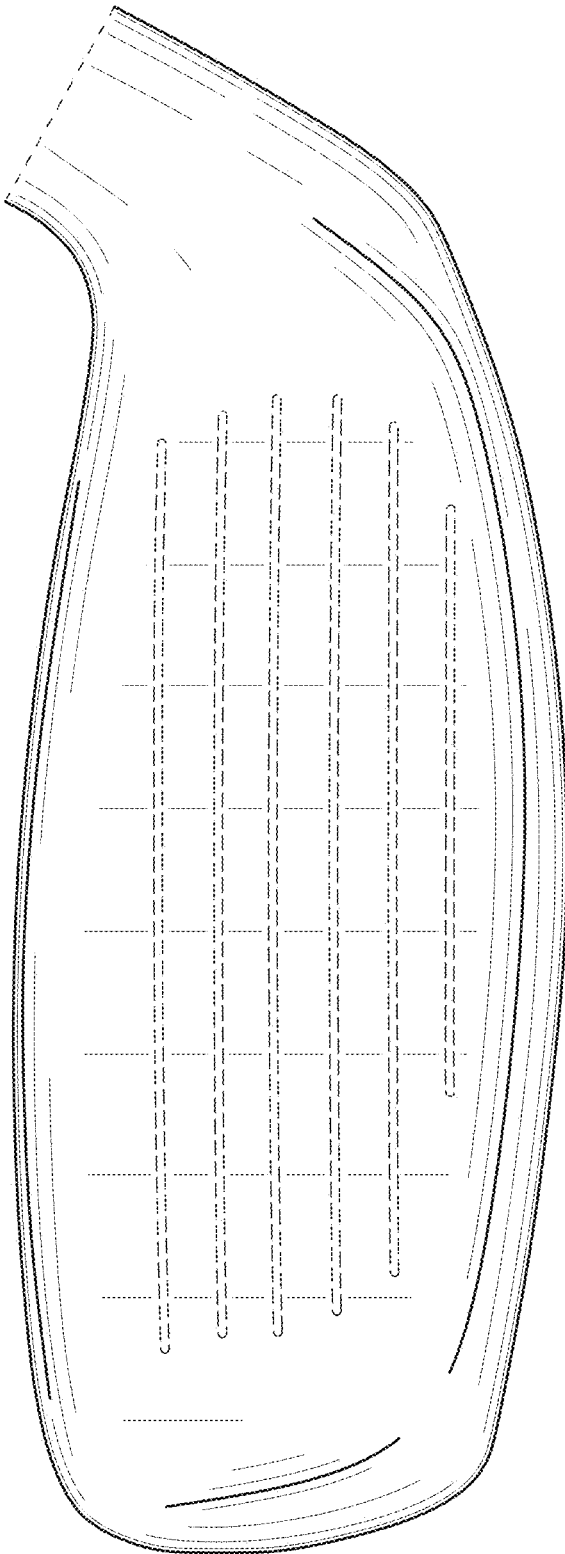


FIG. 7