



US00D728878S

(12) **United States Design Patent**  
**Johnson et al.**

(10) **Patent No.:** **US D728,878 S**

(45) **Date of Patent:** **\*\* May 5, 2015**

- (54) **VACUUM CLEANER UPRIGHT PORTION**
- (71) Applicant: **BISSELL Homecare, Inc.**, Grand Rapids, MI (US)
- (72) Inventors: **Drew A. Johnson**, Coopersville, MI (US); **Adam G. Carr**, Grand Rapids, MI (US); **Alan Finnie**, Hudsonville, MI (US)
- (73) Assignee: **BISSELL Homecare, Inc.**, Grand Rapids, MI (US)

D535,069	S	*	1/2007	Breit	.....	D32/22
D535,070	S	*	1/2007	Shin	.....	D32/22
D537,584	S	*	2/2007	Greene et al.	.....	D32/22
D553,313	S	*	10/2007	Parr et al.	.....	D32/22
D573,759	S	*	7/2008	Konno et al.	.....	D32/22
D609,415	S	*	2/2010	Hill et al.	.....	D32/31
D610,317	S	*	2/2010	Lee et al.	.....	D32/22
D610,318	S	*	2/2010	Shin	.....	D32/22
D633,264	S	*	2/2011	Lee	.....	D32/22
D637,777	S	*	5/2011	Fiorino et al.	.....	D32/31
D652,589	S	*	1/2012	Lee	.....	D32/22
D670,878	S	*	11/2012	Lee	.....	D32/22
D693,976	S	*	11/2013	Wu et al.	.....	D32/31
2014/0082883	A1	*	3/2014	Tran	.....	15/353

(\*\*) Term: **14 Years**

\* cited by examiner

(21) Appl. No.: **29/485,854**

*Primary Examiner* — Ruth McInroy

(22) Filed: **Mar. 24, 2014**

(74) *Attorney, Agent, or Firm* — McGarry Bair PC

(51) **LOC (10) Cl.** ..... **15-05**

(57) **CLAIM**

(52) **U.S. Cl.** ..... **D32/31**  
USPC .....

The ornamental design for a vacuum cleaner upright portion, as shown and described.

(58) **Field of Classification Search**  
USPC ..... D32/15-16, 18-21, 22, 30-34; D15/18; D12/111, 114; 15/410-412, 246.2, 15/320, 329, 344, 350, 34, DIG. 10, 349, 15/351-353, 340.2, 361, 362; 55/DIG. 3, 55/323, 337, 429; D8/68-69

**DESCRIPTION**

See application file for complete search history.

FIG. 1 is a front and right-side perspective view a vacuum cleaner upright portion showing our new design; FIG. 2 is a front view thereof; FIG. 3 is a rear view thereof; FIG. 4 is a right side view thereof; FIG. 5 is a left side view thereof; and, FIG. 6 is an enlarged top plan view thereof.

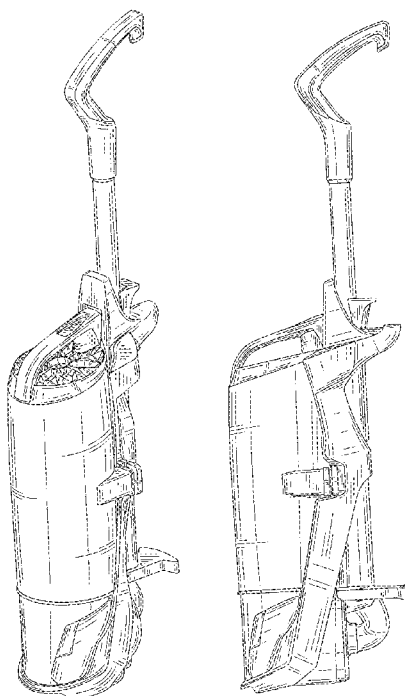
The broken lines shown in the drawings are included for illustrative purposes only and form no part of the claimed design.

(56) **References Cited**

**U.S. PATENT DOCUMENTS**

D462,813	S	*	9/2002	Nakano et al.	.....	D32/22
D510,465	S	*	10/2005	Takahashi et al.	.....	D32/22
D532,944	S	*	11/2006	Choi	.....	D32/22

**1 Claim, 4 Drawing Sheets**



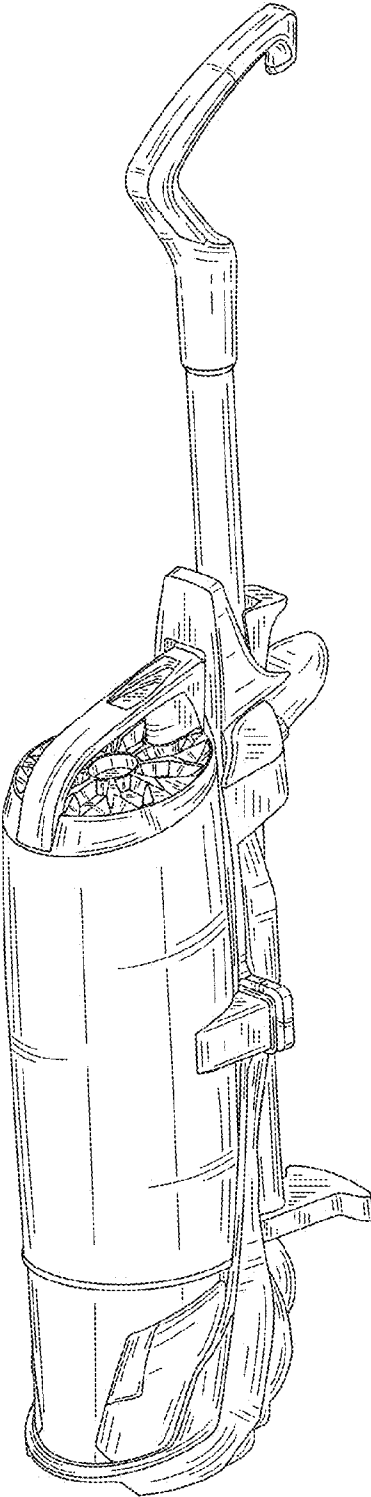


FIG. 1

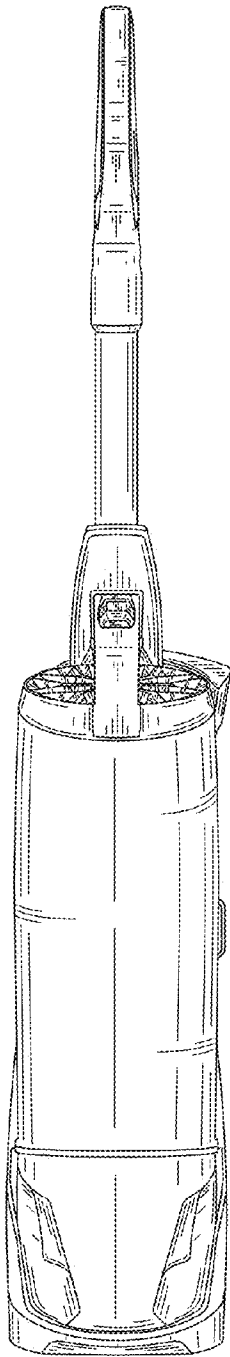


FIG. 2

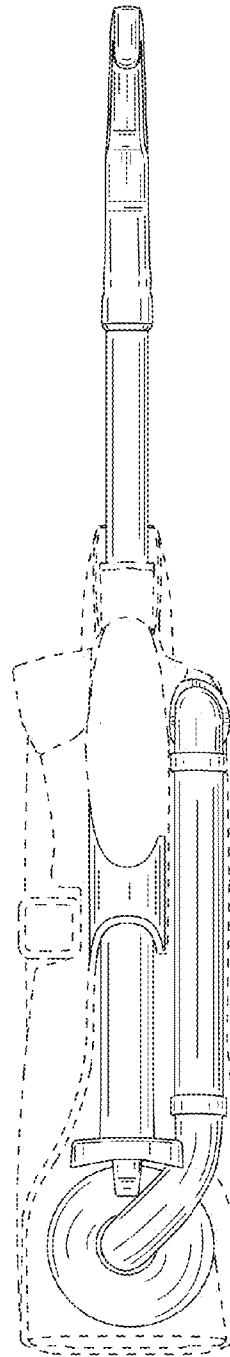


FIG. 3

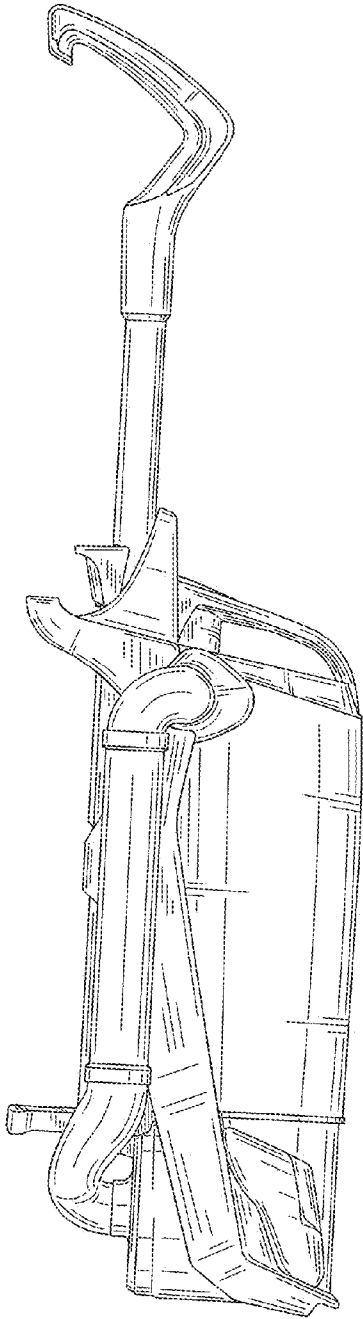


FIG. 4

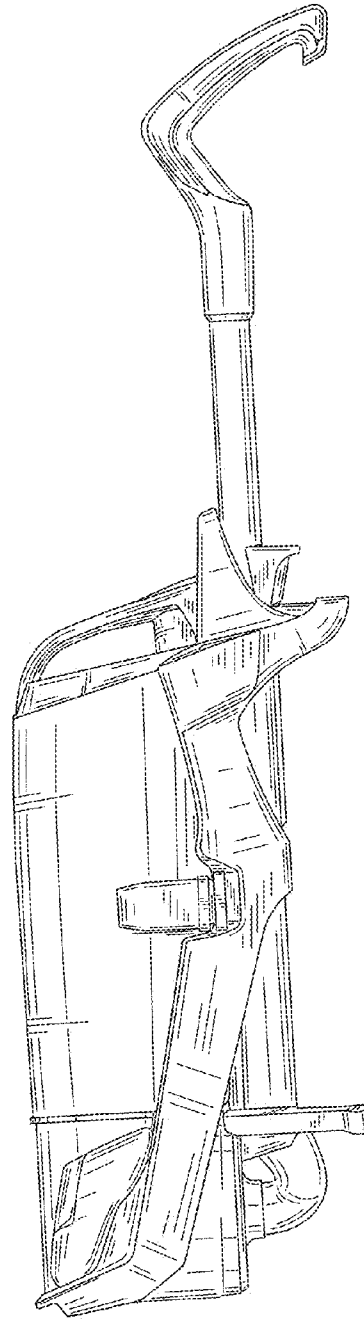
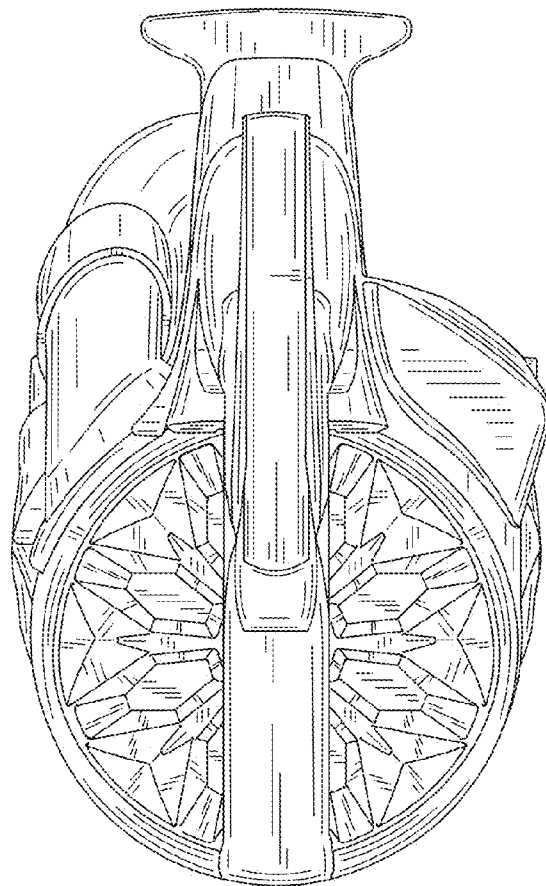


FIG. 5



**FIG. 6**