



US00D663660S

(12) **United States Design Patent**
Platto et al.

(10) **Patent No.:** **US D663,660 S**

(45) **Date of Patent:** **** Jul. 17, 2012**

(54) **VEHICLE REAR LOWER BUMPER COVER**

(75) Inventors: **Gordon M Platto**, Troy, MI (US); **Earl Clyde Lucas**, Brentwood (GB); **Dean Carbis**, Cologne (DE)

(73) Assignee: **Ford Motor Company**, Dearborn, MI (US)

(**) Term: **14 Years**

(21) Appl. No.: **29/393,577**

(22) Filed: **Jun. 7, 2011**

(51) **LOC (9) Cl.** **12-16**

(52) **U.S. Cl.** **D12/169**

(58) **Field of Classification Search** D12/169,
D12/196, 171, 216, 163, 86, 90-92; 293/102,
293/113, 115, 117, 120; 296/180.1, 180.2
See application file for complete search history.

(56) **References Cited**

U.S. PATENT DOCUMENTS

- D610,056 S * 2/2010 Ishibashi D12/169
- D610,503 S * 2/2010 Bucher et al. D12/169
- D610,504 S * 2/2010 Bucher et al. D12/169
- D614,092 S * 4/2010 Ectors et al. D12/169

- D614,093 S * 4/2010 Ectors et al. D12/169
- D627,276 S * 11/2010 Krugger et al. D12/169
- D630,976 S * 1/2011 Clottu D12/169

OTHER PUBLICATIONS

Ford Taurus, New York International Auto Show, Apr. 25, 2011.

* cited by examiner

Primary Examiner — Melody N Brown

(74) *Attorney, Agent, or Firm* — Damian Porcari


(57) **CLAIM**

The ornamental design for a vehicle rear lower bumper cover, as shown and described.

DESCRIPTION

FIG. 1 is a top plan view of a vehicle rear lower bumper cover; FIG. 2 is a bottom plan view of the vehicle rear lower bumper cover; FIG. 3 is a front elevational view of the vehicle rear lower bumper cover; FIG. 4 is a left side elevational view of the vehicle rear lower bumper cover; FIG. 5 is a right side elevational view of the vehicle rear lower bumper cover; and, FIG. 6 is a perspective view of the vehicle rear lower bumper cover.

1 Claim, 6 Drawing Sheets






Figure 1

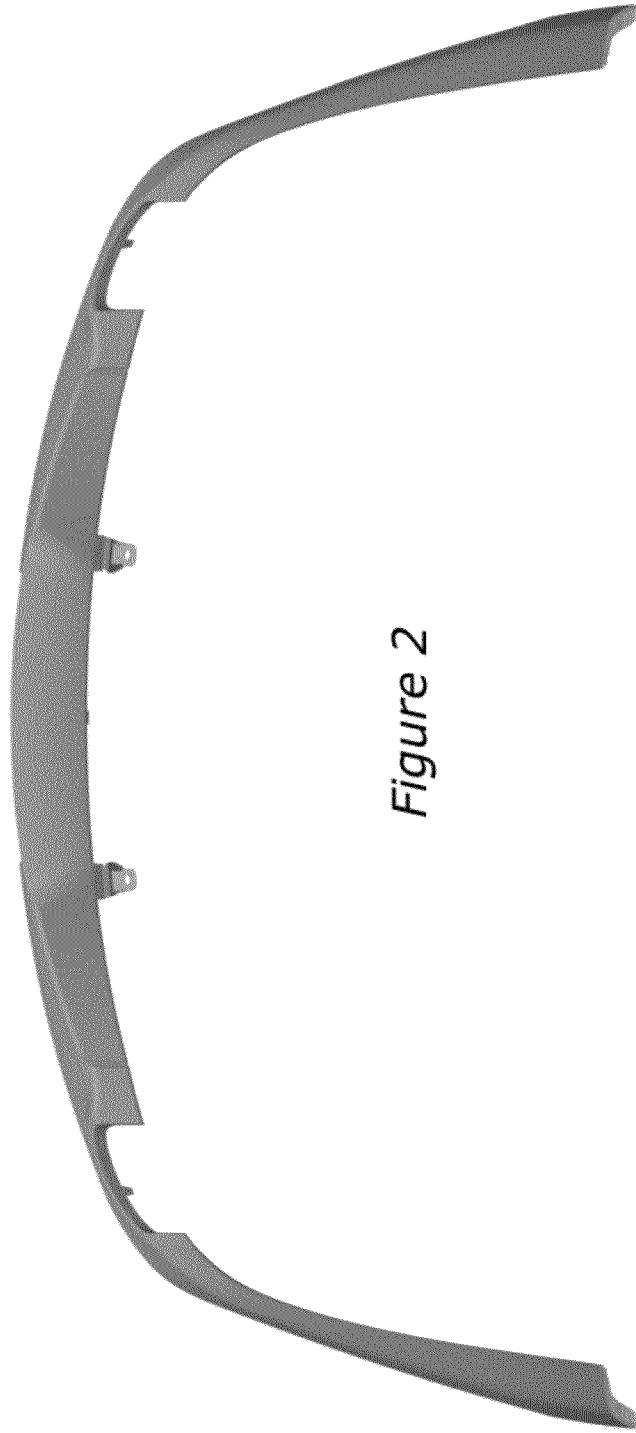


Figure 2




Figure 3




Figure 4




Figure 5

Figure 6

