



US00D488653S

(12) **United States Design Patent** (10) **Patent No.:** **US D488,653 S**
Ruff (45) **Date of Patent:** **** Apr. 20, 2004**

(54) **TABLE STORAGE SYSTEM** 4,837,877 A 6/1989 Hamada et al.
5,203,619 A 4/1993 Welsch et al.
(75) **Inventor:** **Edward J. Ruff**, Naples, FL (US) 5,366,203 A 11/1994 Huffman
5,871,070 A 2/1999 Contreras
(73) **Assignee:** **Edward J. Ruff Development, Inc.**, 5,943,714 A 8/1999 Dignam
Naples, FL (US) 6,131,702 A 10/2000 Berridge
6,250,728 B1 6/2001 Thorp
(**) **Term:** **14 Years** D470,353 S * 2/2003 Mikich et al. D6/513

(21) **Appl. No.:** **29/179,733**
(22) **Filed:** **Apr. 14, 2003**

(51) **LOC (7) Cl.** **06-06**
(52) **U.S. Cl.** **D6/513**
(58) **Field of Search** D6/512-514; 211/86.01,
211/113, 117; 248/309.1, 317, 320-322,
323, 327, 343

* cited by examiner

Primary Examiner—Brian N. Vinson
(74) *Attorney, Agent, or Firm*—Pearne & Gordon LLP

(57) **CLAIM**

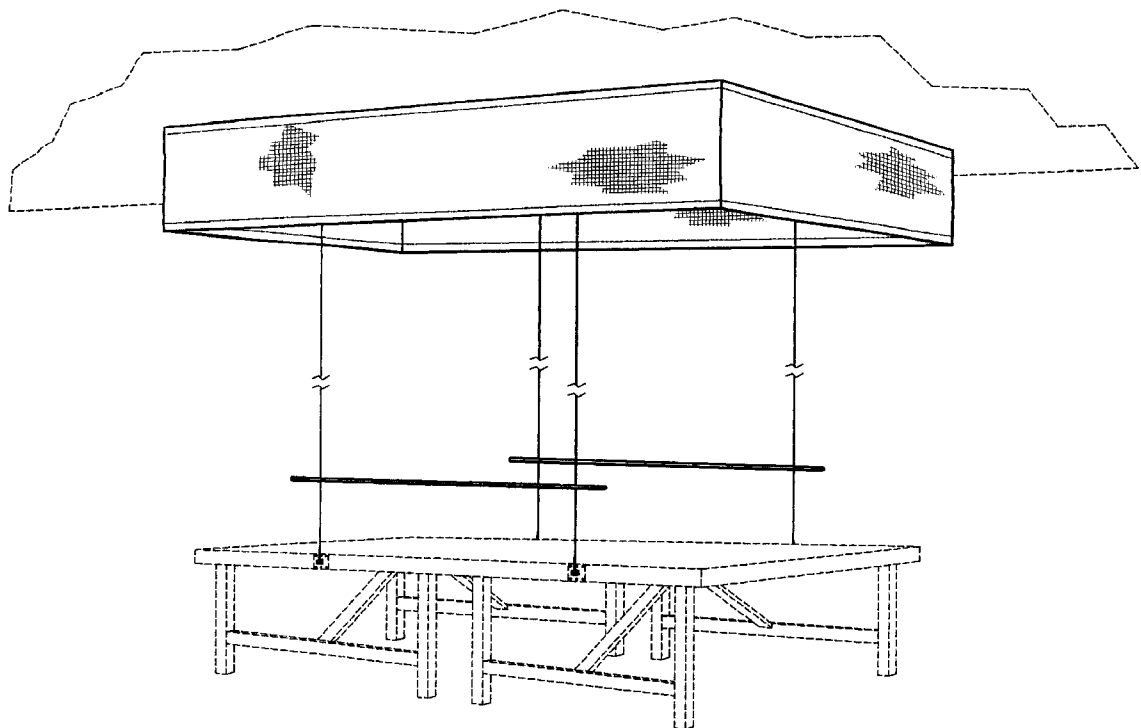
The ornamental design for table storage system, as shown and described.

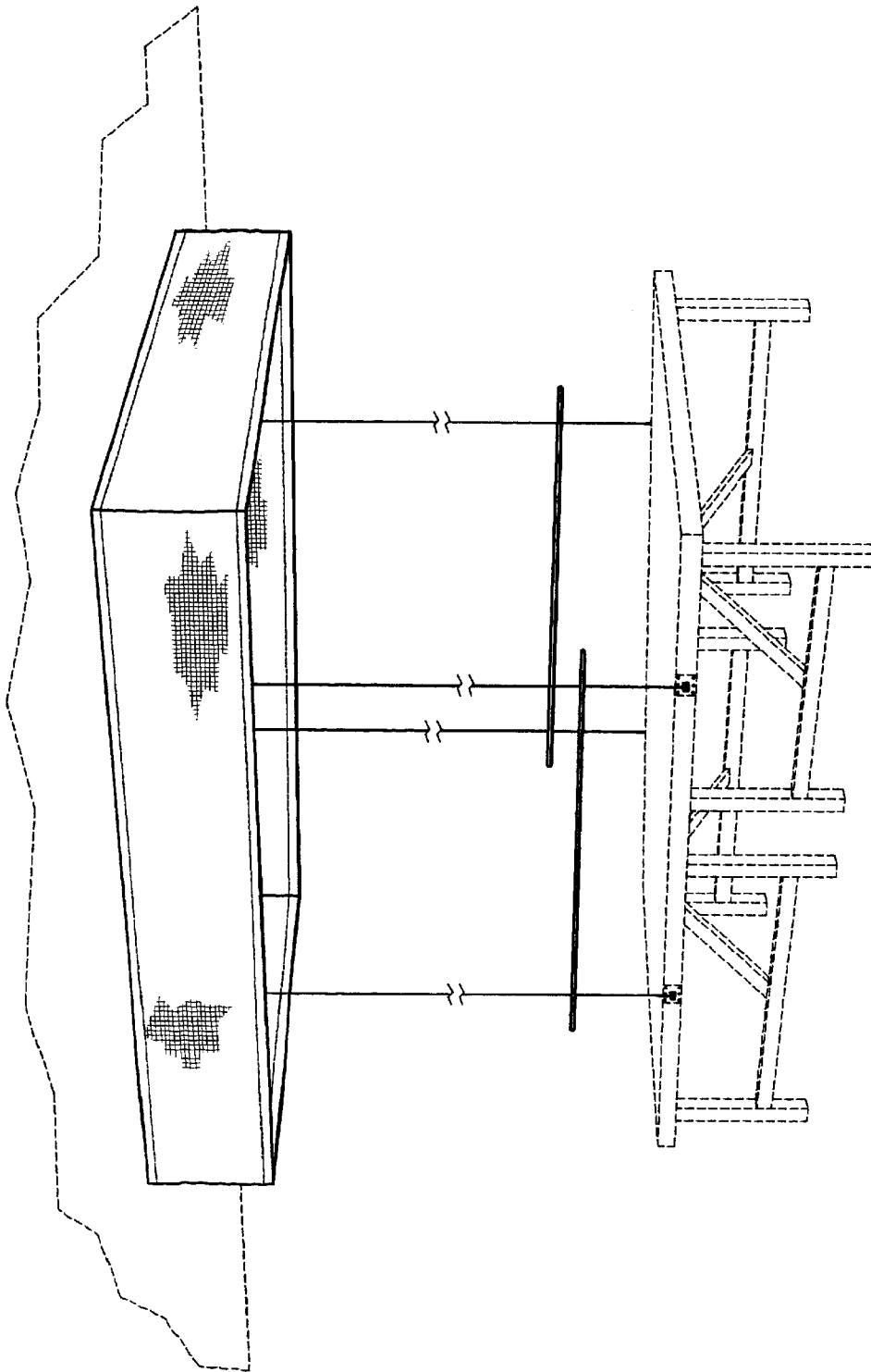
DESCRIPTION

FIG. 1 is a bottom, front, and right side perspective view of a table storage system showing my new design;
FIG. 2 is a front elevational view thereof;
FIG. 3 is a left side elevational view thereof;
FIG. 4 is a bottom plan view thereof; and,
FIG. 5 is a bottom and side perspective view thereof.
The broken-line disclosure in the views forms no part of the claimed design.

- (56) **References Cited**
U.S. PATENT DOCUMENTS
931,962 A 8/1909 Rountree
1,819,516 A 8/1931 Kelly
2,844,428 A 7/1958 Puntenney
3,743,287 A 7/1973 Liermann
4,000,841 A 1/1977 Bachli
4,345,758 A 8/1982 Kempf
4,412,601 A 11/1983 Cooper

1 Claim, 4 Drawing Sheets





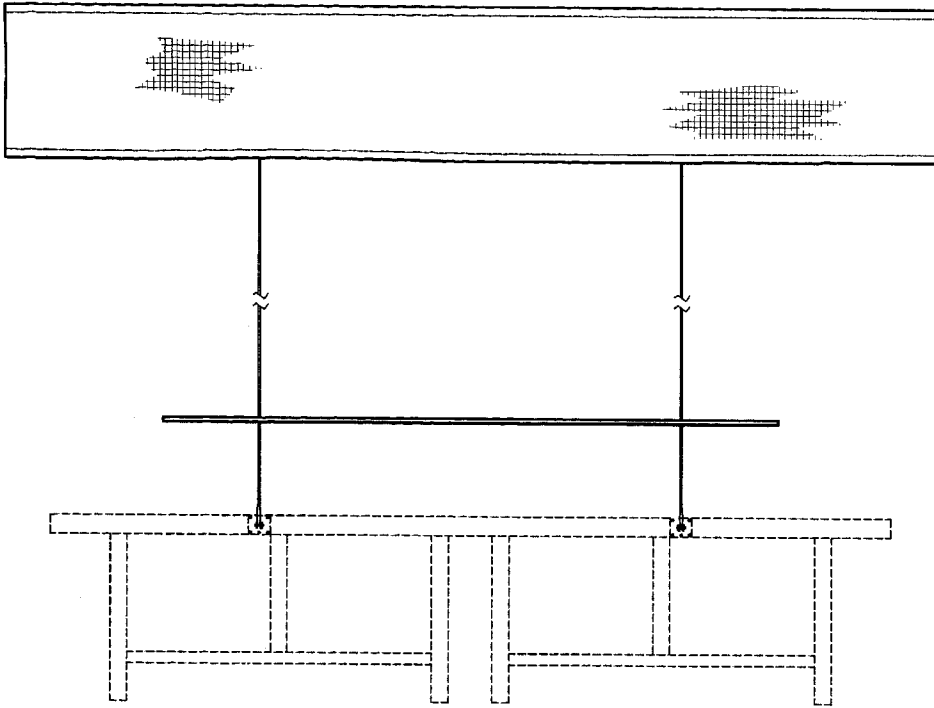


FIG. 2

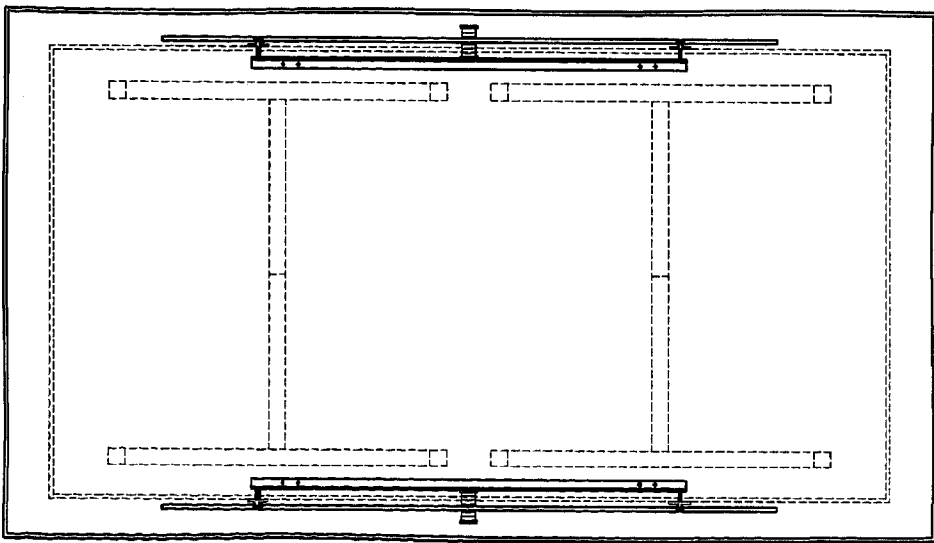


FIG. 4

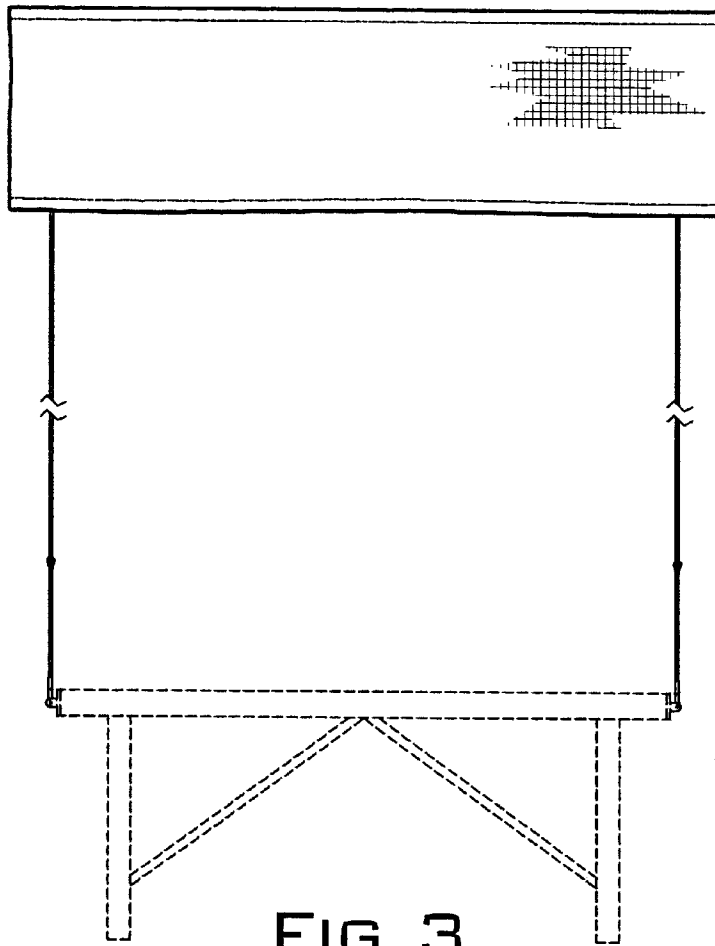


FIG. 3

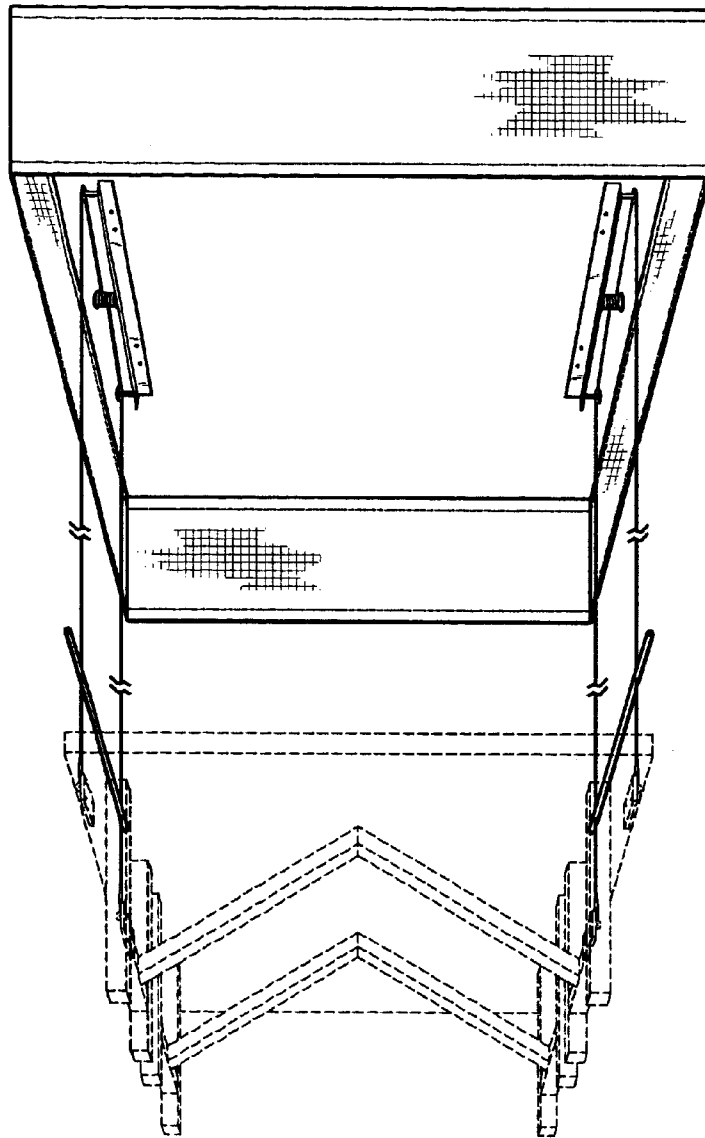


FIG. 5