

- [54] AMUSEMENT WATERSLIDE
- [76] Inventor: Robert H. Brown, 874 E. Woodward Rd., Manteca, Calif. 95336
- [\*\*] Term: 14 Years
- [21] Appl. No.: 255,797
- [22] Filed: Apr. 20, 1981
- [51] Int. Cl. .... D21-03
- [52] U.S. Cl. .... D21/244
- [58] Field of Search ..... D21/244; 272/56.5

References Cited

U.S. PATENT DOCUMENTS

|            |         |               |       |          |
|------------|---------|---------------|-------|----------|
| D. 256,827 | 9/1980  | Allen         | ..... | D21/244  |
| D. 256,828 | 9/1980  | Allen         | ..... | D21/244  |
| 872,253    | 11/1907 | Riehl         | ..... | 272/56.5 |
| 1,754,375  | 4/1930  | Sturges       | ..... | 193/12   |
| 3,343,793  | 9/1967  | Waser         | ..... | 238/10   |
| 3,923,301  | 12/1975 | Myers         | ..... | 272/56.5 |
| 4,149,710  | 4/1979  | Rouchard      | ..... | 272/56.5 |
| 4,196,900  | 4/1980  | Becker et al. | ..... | 272/56.5 |
| 4,198,043  | 4/1980  | Timbes        | ..... | 272/56.5 |

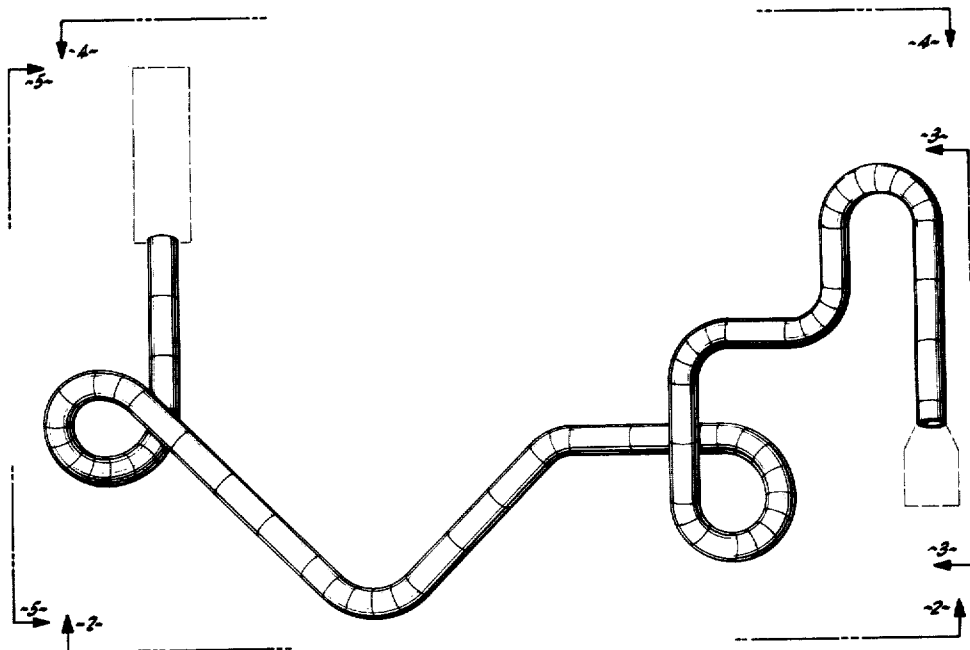
Primary Examiner—Melvin B. Feifer  
 Attorney, Agent, or Firm—Roger B. Webster

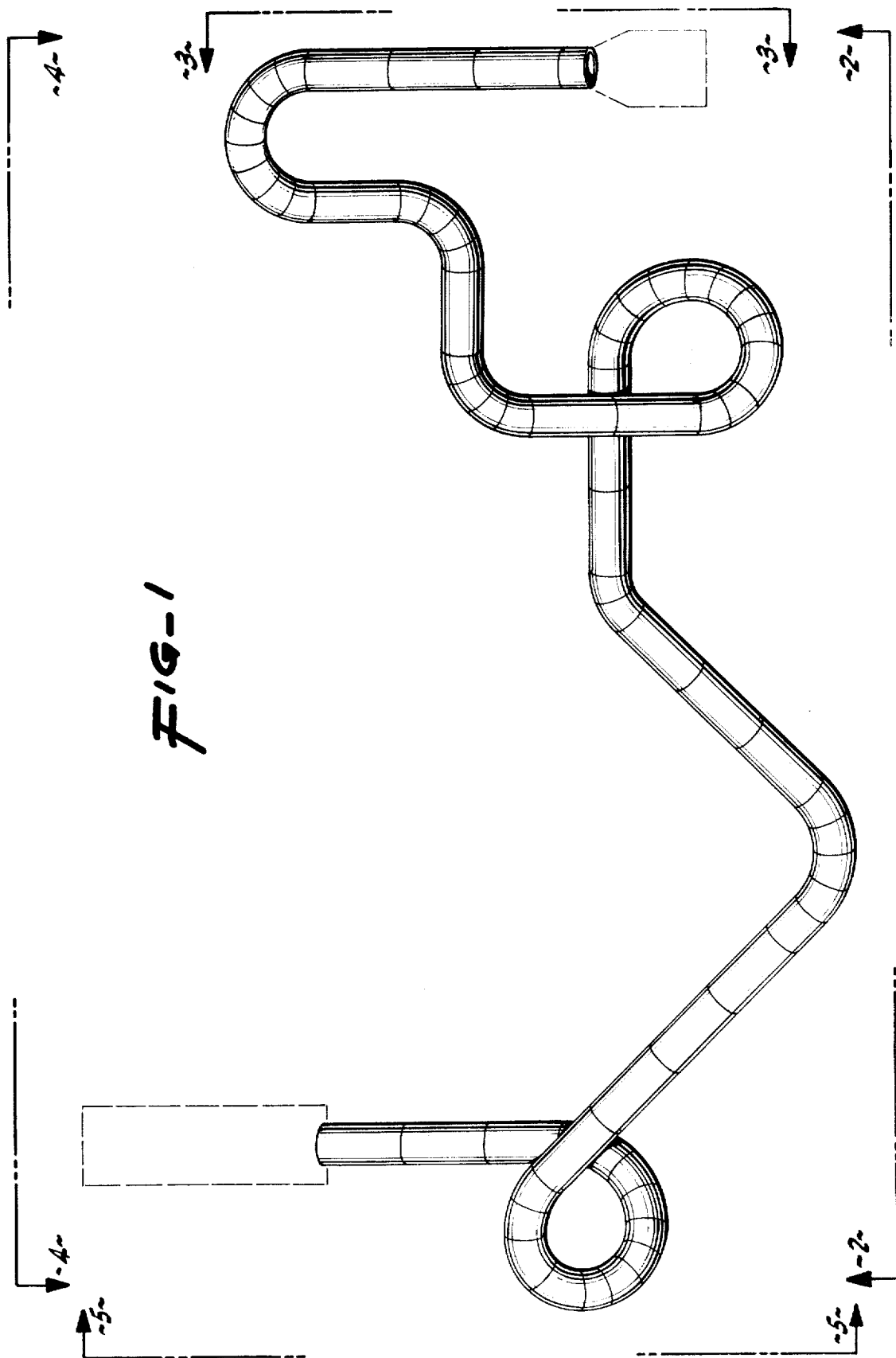
[57] CLAIM

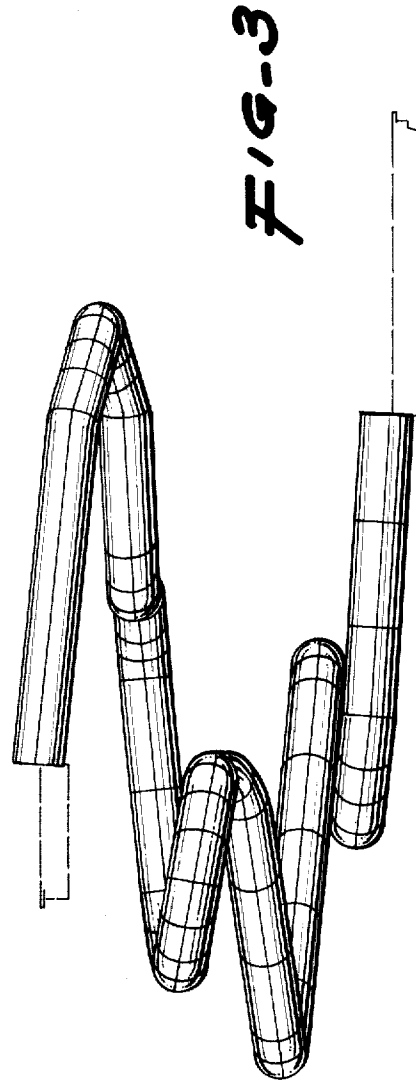
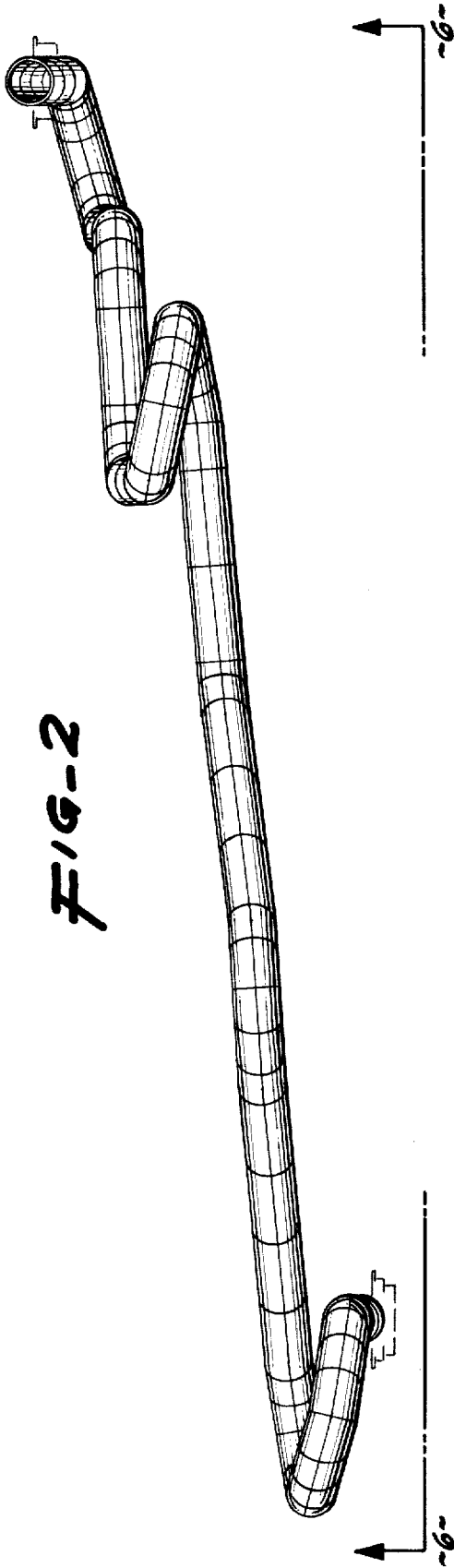
The ornamental design for an amusement waterslide, as shown and described.

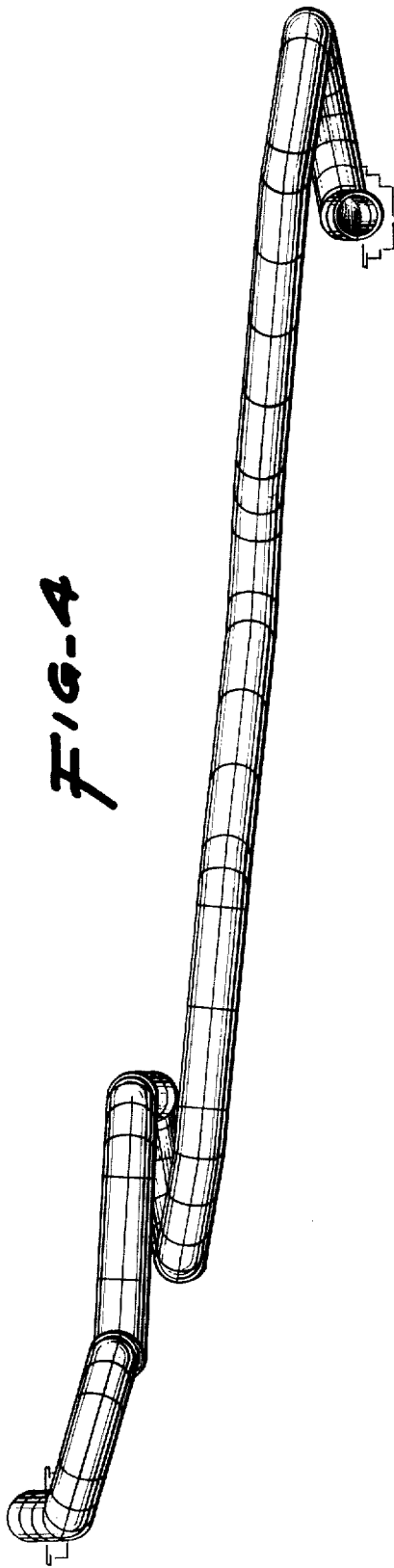
DESCRIPTION

FIG. 1 is a plan view of a waterslide embodying the present design.  
 FIG. 2 is a longitudinal elevation taken substantially on line 2-2 of FIG. 1.  
 FIG. 3 is an end elevation taken substantially on line 3-3 of FIG. 1.  
 FIG. 4 is a longitudinal elevation, opposite from FIG. 2, taken substantially on line 4-4 of FIG. 1.  
 FIG. 5 is an end elevation opposite from FIG. 3, taken substantially on line 5-5 of FIG. 1.  
 FIG. 6 is a bottom plan view taken substantially on line 6-6 of FIG. 2.  
 The entry and exit pools shown in broken lines at the ends of the waterslide are for positional illustration only and form no part of the present design.

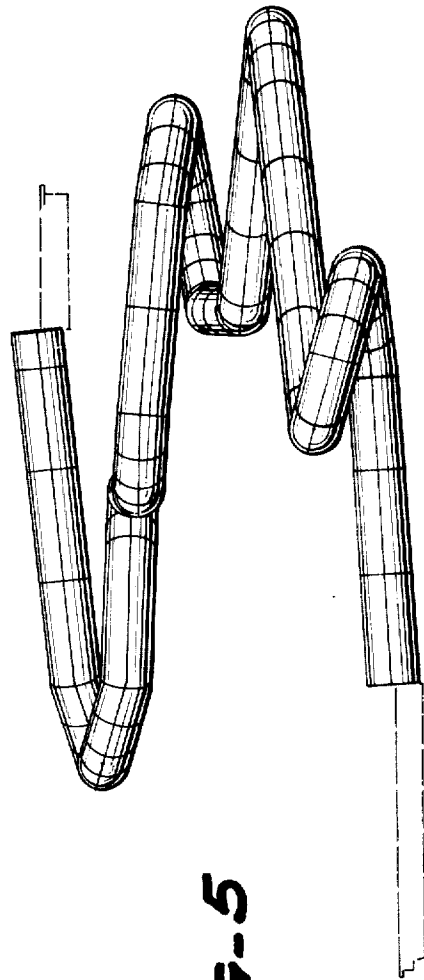




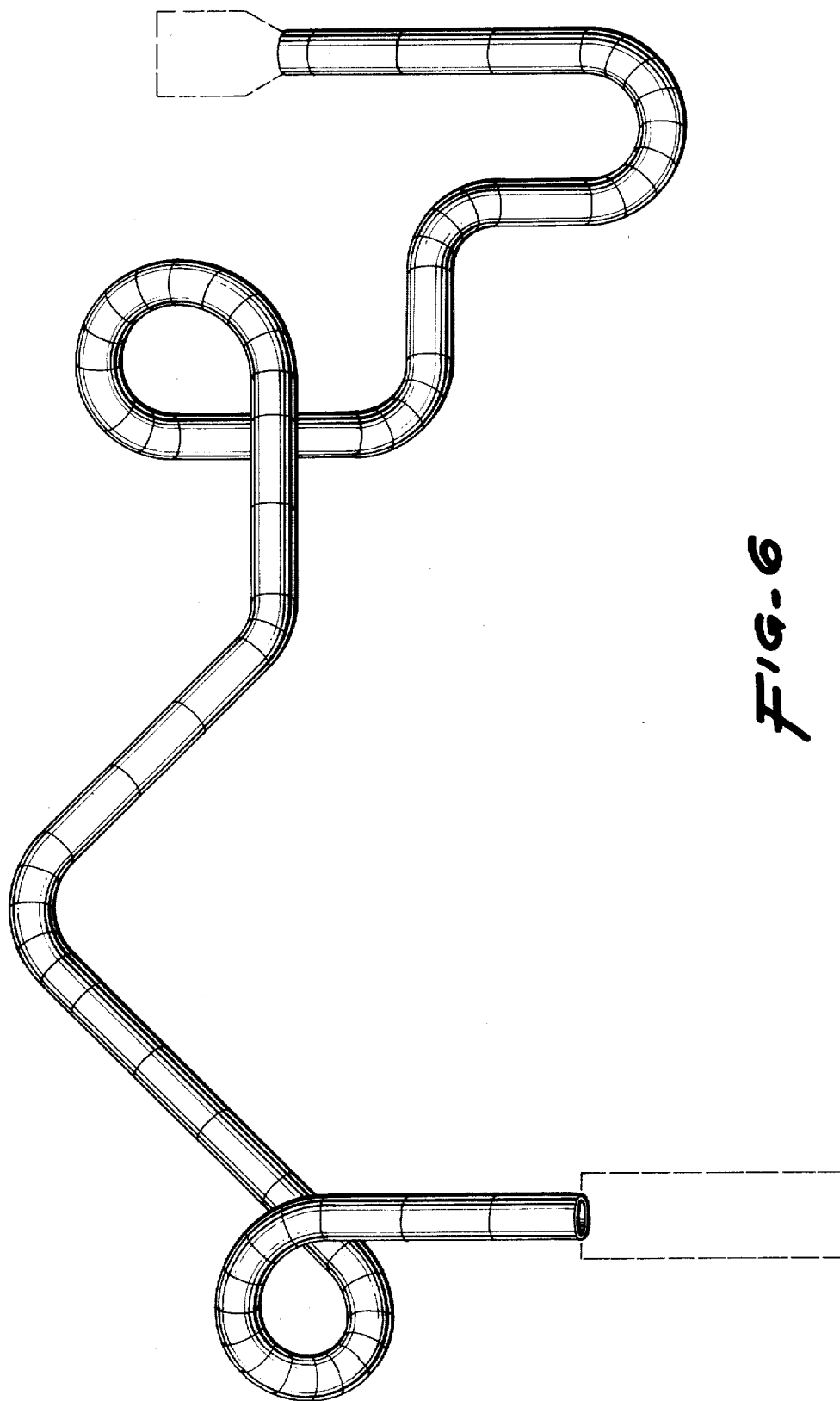




**FIG-4**



**FIG-5**



**FIG. 6**