



US0D1000590S

(12) **United States Design Patent**
Miller et al.

(10) **Patent No.:** **US D1,000,590 S**

(45) **Date of Patent:** **** Oct. 3, 2023**

(54) **FAUCET HANDLE**

(71) Applicant: **DELTA FAUCET COMPANY**,
Indianapolis, IN (US)

(72) Inventors: **Julia Miller**, Naperville, IL (US);
Benjamin Stoler, Carmel, IN (US)

(73) Assignee: **DELTA FAUCET COMPANY**,
Indianapolis, IN (US)

(**) Term: **15 Years**

(21) Appl. No.: **29/777,279**

(22) Filed: **Apr. 5, 2021**

(51) **LOC (14) Cl.** **23-01**

(52) **U.S. Cl.**
USPC **D23/252**

(58) **Field of Classification Search**
USPC D23/238-242, 249-250, 252;
D8/307-308
CPC E03C 1/04; E03C 1/0404; E03C 1/042;
E03C 2001/0415; Y10T 137/9464; F16K
31/60; F16K 31/607

See application file for complete search history.

(56) **References Cited**

U.S. PATENT DOCUMENTS

D950,018 S *	4/2022	Stoler	D23/242
D961,736 S *	8/2022	Kim	D23/241
D963,805 S *	9/2022	Liao	D23/242
D979,018 S *	2/2023	Zhang	D23/241

* cited by examiner

Primary Examiner — Robert A Delehanty

(74) *Attorney, Agent, or Firm* — Jeffrey L. Doyle

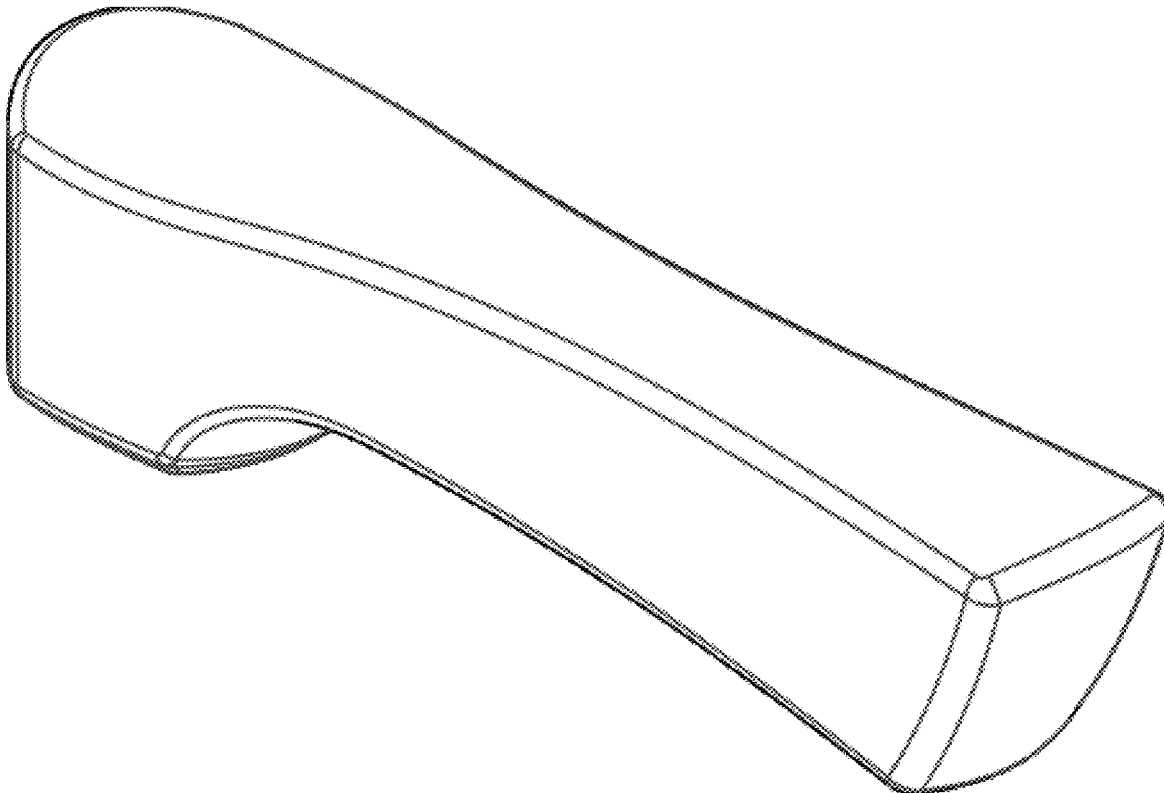
(57) **CLAIM**

The ornamental design for a faucet handle, as shown and described.

DESCRIPTION

FIG. 1 is a front perspective view of a faucet handle showing our new design;
FIG. 2 is a rear perspective view thereof.
FIG. 3 is a front elevational view thereof;
FIG. 4 is a left side view thereof;
FIG. 5 is a rear view thereof;
FIG. 6 is a right side view thereof; and,
FIG. 7 is a top plan view thereof.

1 Claim, 4 Drawing Sheets



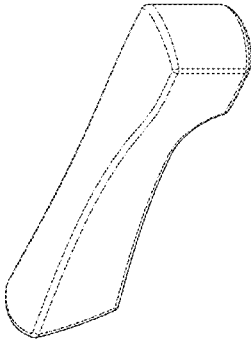


FIG - 2

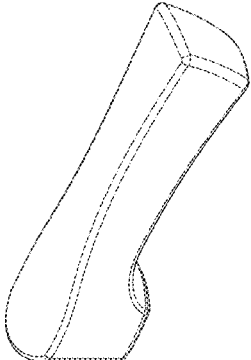


FIG - 1

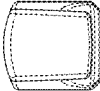


FIG - 4




FIG - 3

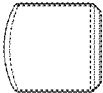


FIG - 6




FIG - 5



FIG - 8



FIG - 7