



US00D920979S

(12) **United States Design Patent**
Lam et al.

(10) **Patent No.:** **US D920,979 S**
(45) **Date of Patent:** **** *Jun. 1, 2021**

(54) **STYLUS**

OTHER PUBLICATIONS

(71) Applicant: **Google LLC**, Mountain View, CA (US)

Huawei MaleBook, p. 6. Notice of Grant dated Jul. 10, 2018 for Japanese Design Patent Application No. 2017-027183.

(72) Inventors: **Lawrence Lam**, San Jose, CA (US);
Sungyun Kim, Sunnyvale, CA (US);
Bernardo Núñez Rojas, San Francisco, CA (US); **Christophe Koch**, Santa Cruz, CA (US)

(Continued)

Primary Examiner — Austin Murphy
(74) *Attorney, Agent, or Firm* — Plumsea Law Group, LLC

(73) Assignee: **GOOGLE LLC**, Mountain View, CA (US)

(57) **CLAIM**

The ornamental design for a stylus, as shown and described.

(*) Notice: This patent is subject to a terminal disclaimer.

DESCRIPTION

(**) Term: **15 Years**

FIG. 1 is a front perspective view of a stylus according to a first embodiment of our design;

(21) Appl. No.: **29/690,564**

FIG. 2 is a front elevation view thereof;

(22) Filed: **May 9, 2019**

FIG. 3 is a rear elevation view thereof;

Related U.S. Application Data

FIG. 4 is a right side elevation view thereof;

(63) Continuation of application No. 29/611,588, filed on Jul. 24, 2017, now Pat. No. Des. 848,425.

FIG. 5 is a left side elevation view thereof;

(51) **LOC (13) Cl.** **14-02**

FIG. 6 is a bottom elevation view thereof;

(52) **U.S. Cl.**

FIG. 7 is a top elevation view thereof;

USPC **D14/411**

FIG. 8 is a front perspective view of a stylus according to a second embodiment of our design;

(58) **Field of Classification Search**

USPC D14/372, 496, 432, 371, 125, 126, 129, D14/299, 411; D16/300-342; 351/158,
(Continued)

FIG. 9 is a front elevation view thereof;

FIG. 10 is a rear elevation view thereof;

FIG. 11 is a right side elevation view thereof;

FIG. 12 is a left side elevation view thereof;

FIG. 13 is a bottom elevation view thereof;

FIG. 14 is a top elevation view thereof;

FIG. 15 is a front perspective view of a stylus according to a third embodiment of our design;

FIG. 16 is a front elevation view thereof;

FIG. 17 is a rear elevation view thereof;

FIG. 18 is a right side elevation view thereof;

FIG. 19 is a left side elevation view thereof;

FIG. 20 is a bottom elevation view thereof;

FIG. 21 is a top elevation view thereof;

FIG. 22 is a perspective view of the stylus of FIG. 8, shown in an example with a tablet computer; and,

FIG. 23 is a perspective view of the stylus of FIG. 15, shown in an example with a laptop computer.

(56) **References Cited**

U.S. PATENT DOCUMENTS

2,620,143 A 12/1952 Edouard-Roger
D463,797 S 10/2002 Andre et al.
(Continued)

FOREIGN PATENT DOCUMENTS

EM 001967969-0001 1/2012
JP 4-44040 U 4/1992
(Continued)

(Continued)



Broken lines are environmental only and form no part of the claimed design. The tablet computer of FIG. 22 and the laptop computer of FIG. 23 form no part of the claimed design. The portions of the Stylus shown in a pattern of stipple illustrate areas of contrasting appearance.

The pairs of closely adjacent, spaced wavy lines in the drawings form no part of the claimed design, and the portions between such pairs of wavy lines are broken away to disclose indeterminate length. By way of example, in embodiment three and in FIG. 23 the pairs of dashed wavy lines indicate that the portion of the Stylus between the dashed wavy lines may vary between about 2-10 cm in length, or more or less.

1 Claim, 11 Drawing Sheets

(58) **Field of Classification Search**

USPC 351/153, 144; 345/7-9, 905; 455/344;
348/115, 53, 121, 739
CPC G02B 27/017; G06F 3/016; G06F 3/033;
G06F 3/0317; G06F 3/03545; G06F
3/041; G06K 9/222

See application file for complete search history.

(56)

References Cited

U.S. PATENT DOCUMENTS

6,670,950 B1	12/2003	Chin et al.	
7,001,092 B1	2/2006	Varughese	
D517,063 S	3/2006	Nakajima et al.	
7,377,709 B2 *	5/2008	Butler	A45D 40/18 401/17
D606,988 S	12/2009	Andre et al.	
D623,645 S	9/2010	Andre et al.	
7,898,525 B2	3/2011	Imamura	
D670,700 S	11/2012	Halsinger et al.	
D675,621 S *	2/2013	Fletcher	D14/411
D682,833 S *	5/2013	Paschke	D14/411
8,471,809 B2	6/2013	Seki et al.	
D686,613 S	7/2013	Bowers et al.	
D695,741 S	12/2013	Wang	
D700,909 S	3/2014	Bowser	
D705,772 S	5/2014	Bowers et al.	
D705,773 S	5/2014	Tian	
D717,296 S	11/2014	Oh et al.	
D717,798 S	11/2014	Groene et al.	
8,963,885 B2	2/2015	Alameh et al.	
D723,539 S	3/2015	Andre et al.	
D724,086 S *	3/2015	Schoenert	D14/411
D725,114 S *	3/2015	Roskopp	D14/411
D727,892 S	4/2015	Bowers et al.	
D729,228 S	5/2015	Kawai	
D729,231 S	5/2015	Lam et al.	

D737,275 S *	8/2015	Dowd	D14/411
9,110,534 B2	8/2015	Dickinson et al.	
D743,958 S	11/2015	Goh et al.	
D746,808 S	1/2016	Matsuoka	
D750,616 S	3/2016	Liang	
D756,350 S	5/2016	Sun et al.	
9,367,088 B2	6/2016	Chang et al.	
D770,454 S	11/2016	Lee et al.	
D781,859 S	3/2017	Magi	
D784,991 S	4/2017	Chang et al.	
D789,370 S	6/2017	Akana et al.	
D791,120 S	7/2017	Leonard et al.	
D797,741 S *	9/2017	Cebe	D14/411
D799,487 S *	10/2017	Nishizawa	D14/411
D799,488 S *	10/2017	Nishizawa	D14/411
D802,592 S *	11/2017	Varghese	D14/411
9,977,594 B2	5/2018	Huh	
9,996,112 B2	6/2018	Chang et al.	
D823,944 S *	7/2018	Bohrer	D19/179
10,101,897 B1	10/2018	Buckley et al.	
D832,840 S *	11/2018	Shi	D14/411
D856,335 S *	8/2019	Lam	D14/411
D889,466 S *	7/2020	Weng	D14/411
D892,118 S *	8/2020	Yeo	D14/411
D895,619 S *	9/2020	Harju	D14/411
2010/0091442 A1	4/2010	Theobald et al.	
2011/0255727 A1	10/2011	Azuchi	

FOREIGN PATENT DOCUMENTS

JP	2010238046 A	10/2010
JP	1498275	5/2014

OTHER PUBLICATIONS

Nichiei Intec Barcode System, p. A-2. Notice of Grant dated Jul. 10, 2018 for Japanese Design Patent Application No. 2017-027183.
 Notice of Allowance for Japanese Design Patent Application No. 2017-27489, dated Sep. 7, 2018.
 Notice of Allowance for Japanese Design Patent Application No. 2017-27490, dated Sep. 7, 2018.
 Notice of Allowance for Japanese Design Patent Application No. 2017-27491, dated Sep. 7, 2018.
 Notice of Grant for Japanese Design Patent Application No. 2017-027183, dated Jul. 10, 2018. 3 pages.
 Sony VAIO Fit 15A Debut. VIAO Standard Specification Model Catalog. Consumer Products Catalogs (Published between Jul. 2013 and Nov. 2013). 4 pages.
 HP Spectre X360 13-4193DX 2-in-1 13.3" QHD Touch Screen Laptop Intel Core i7-6500U 256GB SSD 8GB DDR3L Windows 10-Black/Gold (Certified Refurbished). Amazon.com. Published in 2016. 8 pages., 2016, 8 pp.
 Dell Passive Stylus for Inspiron 13. Dell, Inc. Published in 2016. 4 pages., 2016, pp. 4.
 Flash: New and Notable Product Design. Design News. May 1, 2009. No. 1, vol. 64, p. 22., May 1, 2009, p. 22.

* cited by examiner




FIG. 1




FIG. 2




FIG. 3




FIG. 4




FIG. 5

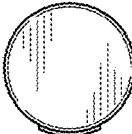


FIG. 6

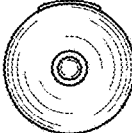


FIG. 7




FIG. 8




FIG. 9



FIG. 10



FIG. 11




FIG. 12

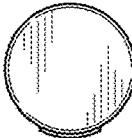


FIG. 13

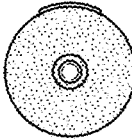


FIG. 14

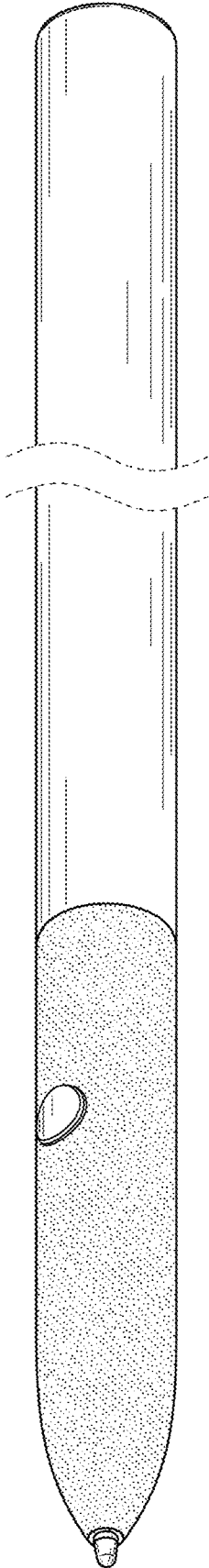


FIG. 15

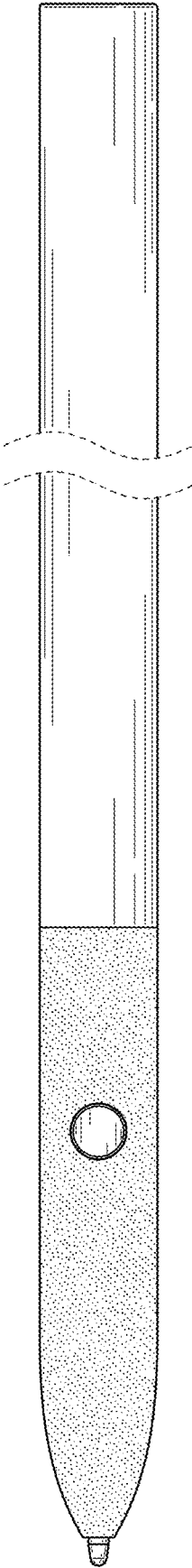


FIG. 16

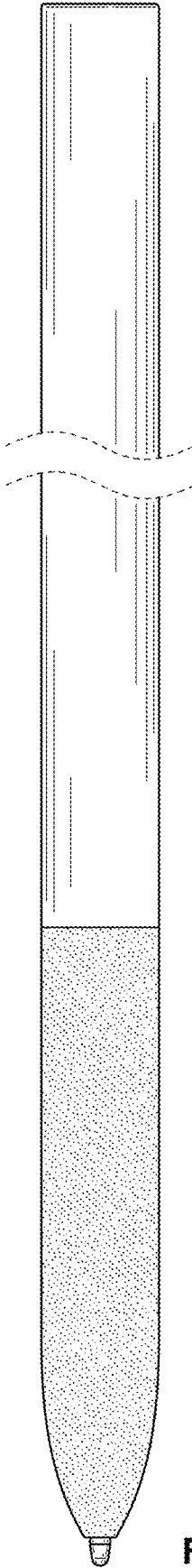


FIG. 17

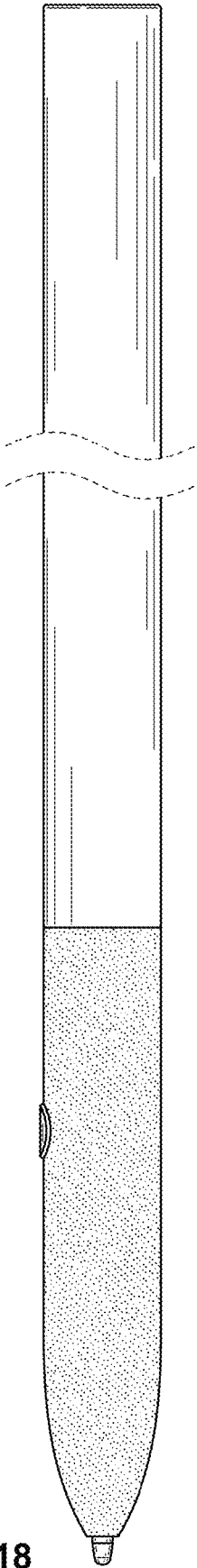


FIG. 18

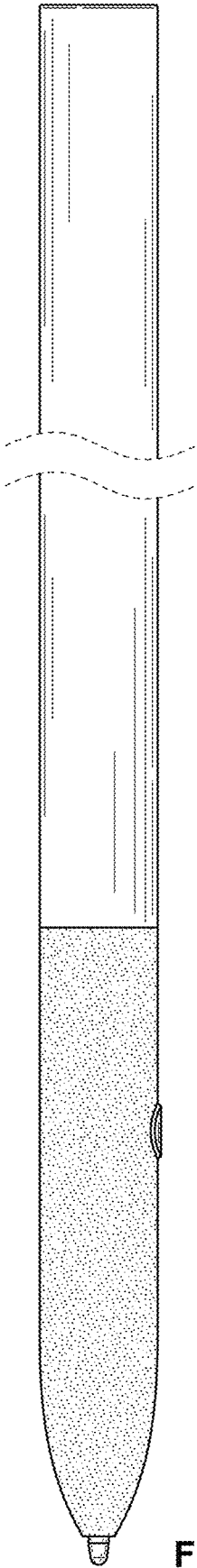


FIG. 19

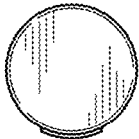


FIG. 20

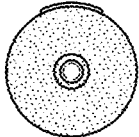


FIG. 21

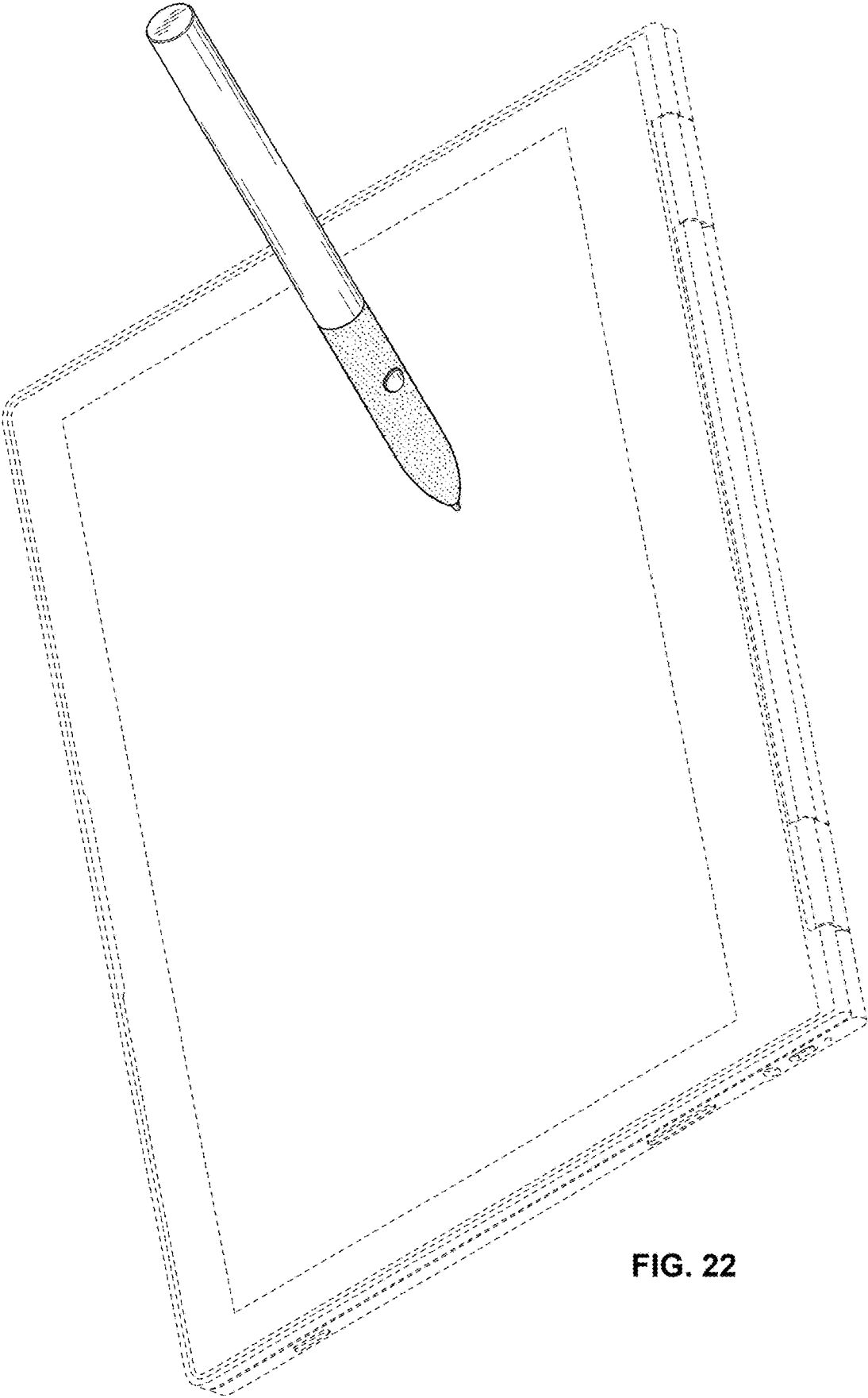


FIG. 22




FIG. 23