



US 20120312867A1

(19) **United States**

(12) **Patent Application Publication**
Hsieh

(10) **Pub. No.: US 2012/0312867 A1**

(43) **Pub. Date: Dec. 13, 2012**

(54) **BOX WITH TWO TEARING STAGES FOR RECEIVING AN ELEMENT**

(52) **U.S. Cl. 229/117.15; 229/212; 229/245**

(76) **Inventor: Chen-Ming Hsieh, Taipei Hsien (TW)**

(57) **ABSTRACT**

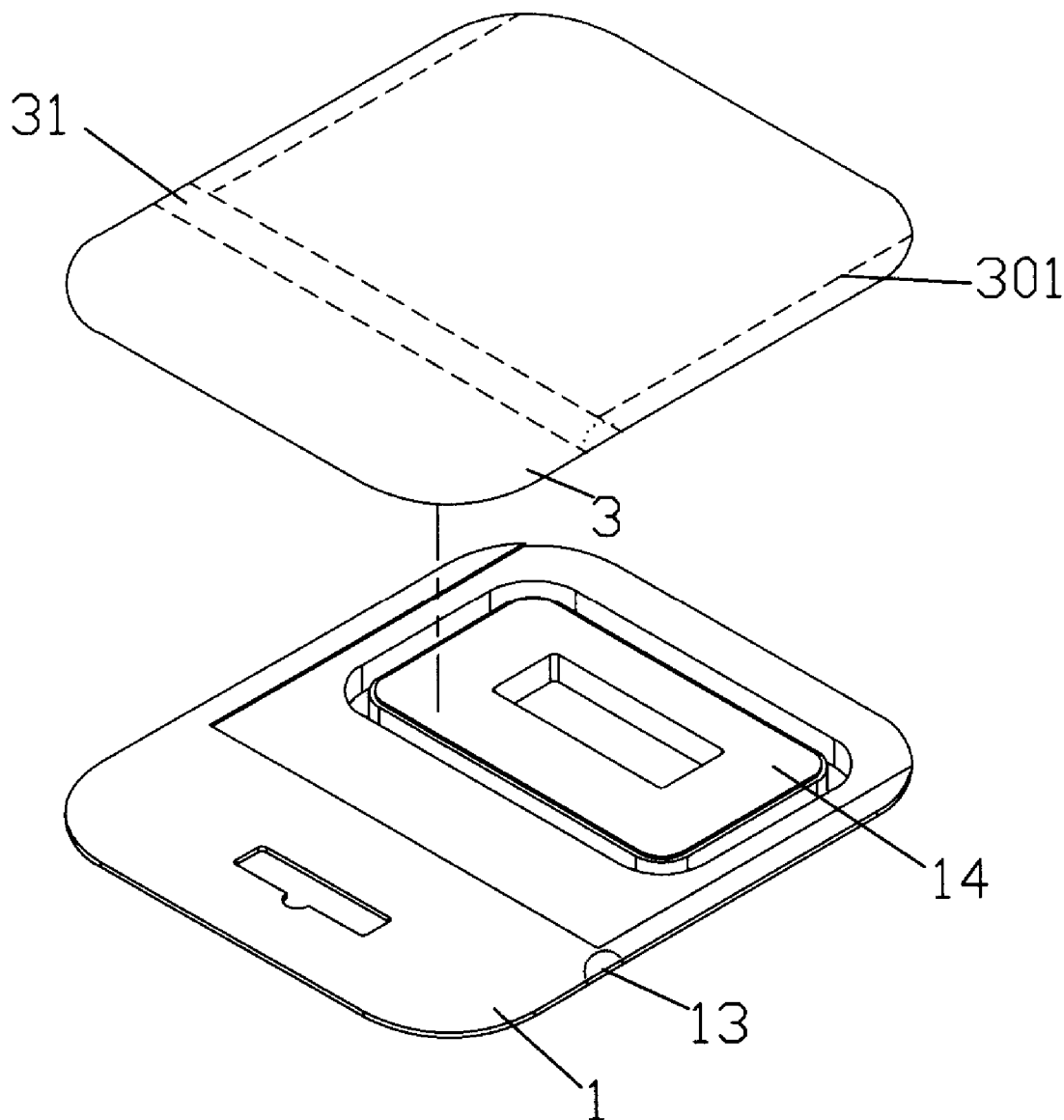
(21) **Appl. No.: 13/157,306**

A packaging box with easy tearing structure comprises a material box having: a seat; one side of the seat having a breakable portion; a receiving space formed at a lower side of the seat for receiving an object; an upper cover for covering the seat; a sealing film adhering on an upper side of the upper cover; the sealing film having at least one tearing line at the corresponding edge of the upper cover; the sealing film including an easy tearing portion which can be torn away from the other portion of the sealing film easily; and one end of the easy tearing portion adhering on the breakable portion. Moreover, the cover can be neglected.

(22) **Filed: Jun. 10, 2011**

Publication Classification

(51) **Int. Cl.**
B65D 5/468 (2006.01)
B65D 5/54 (2006.01)



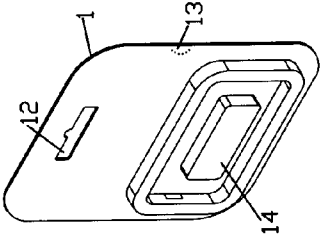


Fig.2

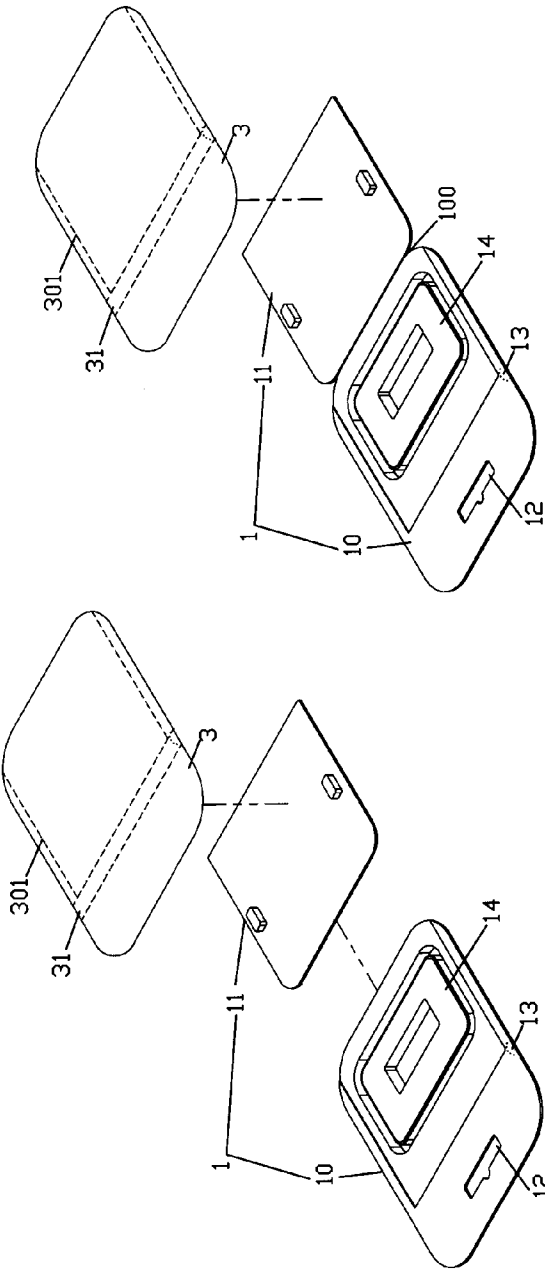


Fig.1(B)

Fig.1(A)

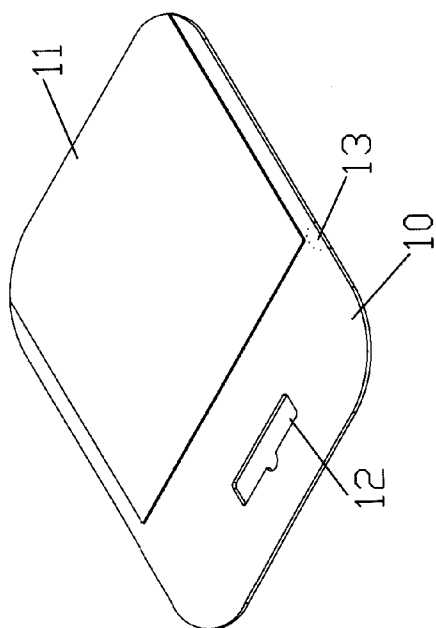


Fig.3(A)

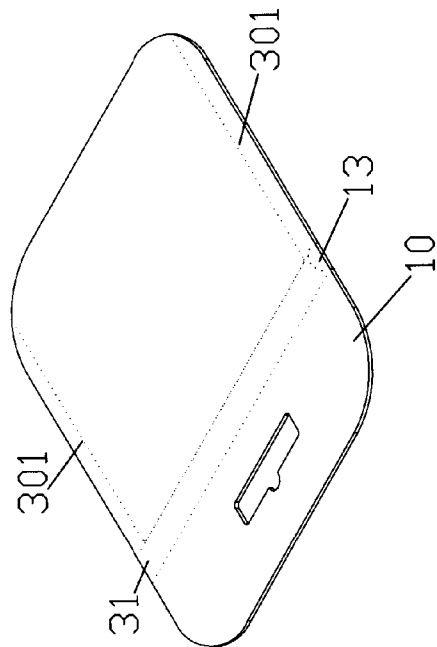


Fig.3(B)

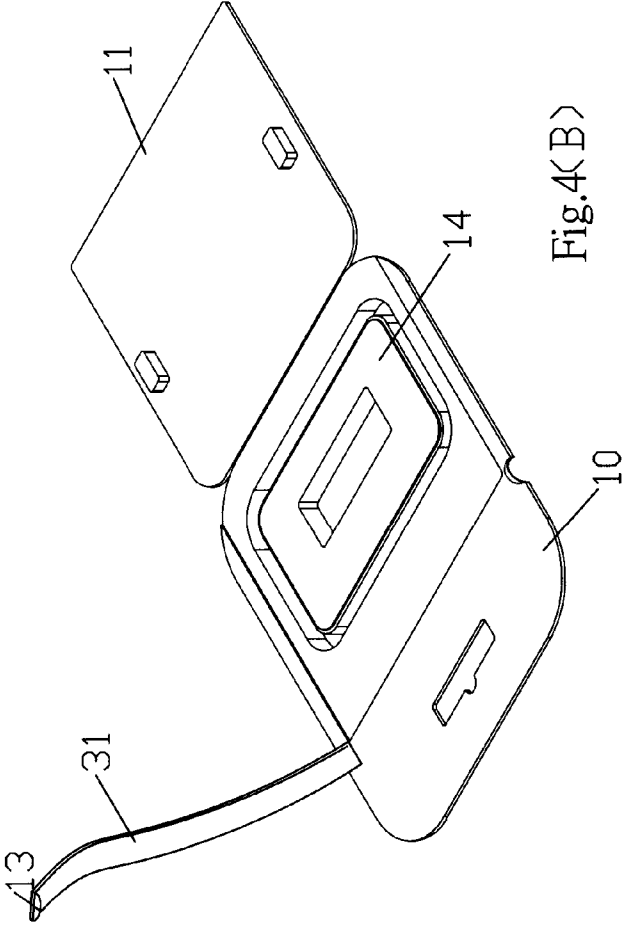


Fig. 4(B)

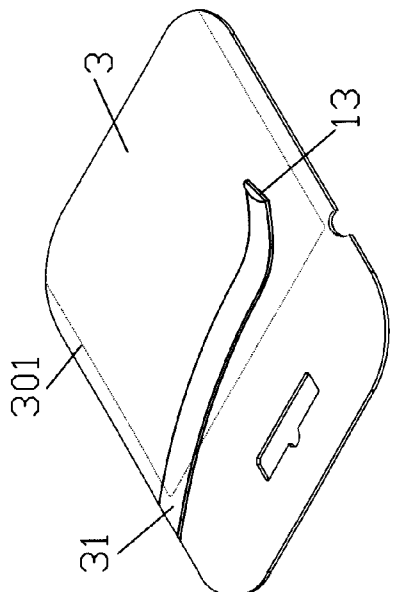


Fig. 4(A)

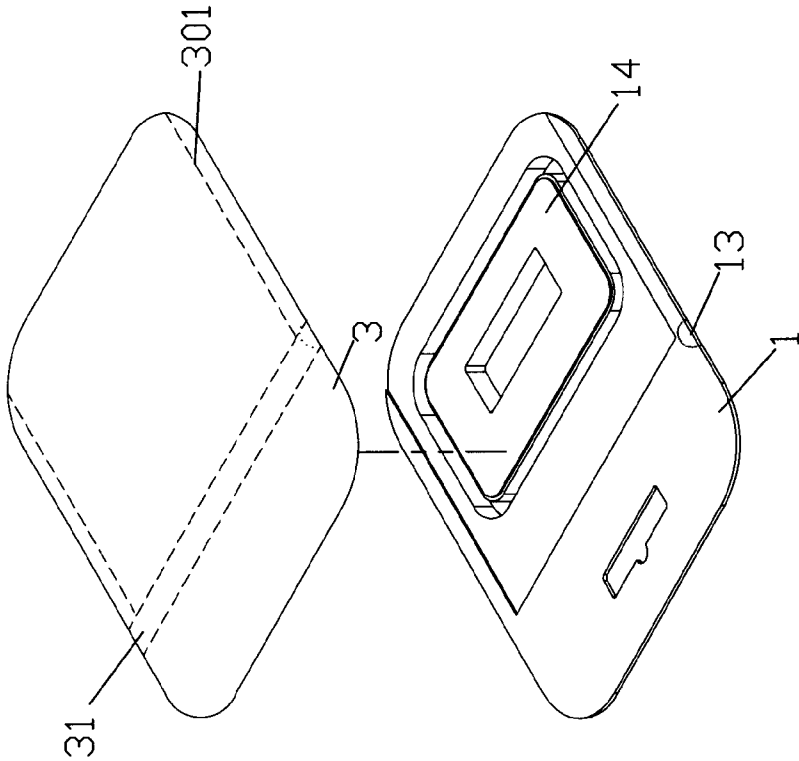


Fig. 5(A)

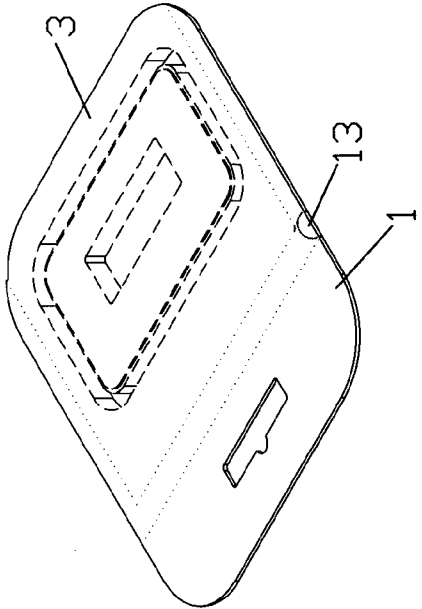


Fig. 5(B)

BOX WITH TWO TEARING STAGES FOR RECEIVING AN ELEMENT

FIELD OF THE INVENTION

[0001] The present invention relates to packaging of parts, and in particular to a packaging box with easy tearing structure.

BACKGROUND OF THE INVENTION

[0002] A prior art packing structure has a box formed by papers. The box has a receiving space. One side of the box has an opening which is communicated to the receiving space. In the receiving space, the connection area of two plates is formed with a supporting sheet for supporting a seat in the receiving space. However, the prior art is easy to be destroyed and thus it can not be reused.

[0003] Moreover, the prior art uses high frequency process. It is labor wasted. Furthermore, the combination of the structure is firmly so that it is very difficult to be attached without using any tools. However, the detaching work is inconvenient.

SUMMARY OF THE INVENTION

[0004] Accordingly, the object of the present invention is to provide a packaging box with easy tearing structure, wherein the user can break the breaking portion easily so as to tear away the sealing film and thus the upper cover is opened for taking out the element in the receiving space of the seat. Since the sealing film is adhesive, it can be used repeatedly. The box of the present invention is anti-electromagnetic, anti-dust and anti wet. Moreover, the friction effect can be avoided and the vibration is reduced.

[0005] To achieve above object, the present invention provides a packaging box with easy tearing structure comprises a material box having: a seat; one side of the seat having a breakable portion; a receiving space formed at a lower side of the seat for receiving an object; an upper cover for covering the seat; a sealing film adhering on an upper side of the upper cover; the sealing film having at least one tearing line at the corresponding edge of the upper cover; when the upper cover is moved upwards, the sealing film will be broken along the tearing line; the portion of the sealing film originally adhering on the upper cover still adhering on the upper cover and being separated from the other portion of the sealing film; besides, the sealing film including an easy tearing portion which can be torn away from the other portion of the sealing film easily; and one end of the easy tearing portion adhering on the breakable portion.

[0006] In another structure of the present invention, the cover can be neglected.

[0007] The various objects and advantages of the present invention will be more readily understood from the following detailed description when read in conjunction with the appended drawing.

BRIEF DESCRIPTION OF THE DRAWINGS

[0008] FIG. 1(A) is an exploded perspective view of the present invention.

[0009] FIG. 1(B) is another exploded perspective view of the present invention.

[0010] FIG. 2 is a perspective view of the present invention, showing the backside of the material box of the present invention.

[0011] FIG. 3(A) is an assembled view of the present invention, where the cover covers upon the box of the present invention.

[0012] FIG. 3(B) is another assembled view of the present invention, where the film covers upon the cover of the present invention.

[0013] FIGS. 4(A) and 4(B) show the operation of the present invention.

[0014] FIG. 5(A) is an exploded perspective view in another embodiment of the present invention, wherein the film is not covered on the seat.

[0015] FIG. 5(B) is an assembled view of the embodiment showing in FIG. 5(A).

DETAILED DESCRIPTION OF THE INVENTION

[0016] In order that those skilled in the art can further understand the present invention, a description will be provided in the following in details. However, these descriptions and the appended drawings are only used to cause those skilled in the art to understand the objects, features, and characteristics of the present invention, but not to be used to confine the scope and spirit of the present invention defined in the appended claims.

[0017] A material box 1 comprises:

[0018] A seat 10 has a through hole 12 at an upper side of the seat 10. By the through hole, the box can be hung on an object. One side of the seat 10 has a breakable portion 13. The edge of the breakable portion 13 connecting to the other portion of the seat 10 is formed with holes or is thinned so that the breakable portion 13 can be broken from the other portion of the seat 10.

[0019] A receiving space 14 is formed at a lower side of the seat 10 for receiving other objects, such as an electronic element.

[0020] An upper cover 11 as illustrated in FIG. 1A for covering the seat 10. In FIG. 1A, it is illustrated the cover 11 directly covers upon the seat 10, or as illustrated in FIG. 1B, the cover 11 is connected to the seat 10, and the connecting area of the cover 11 and the seat 10 is formed with a bendable portion 100. Through the bendable portion 100, the upper cover 11 can be bent easily to cover the seat 10.

[0021] A sealing film 3 adheres on an upper side of the upper cover 11. The sealing film 3 has at least one tearing line 301 at the corresponding edge of the upper cover 11 (referring to FIG. 3B). When the upper cover 11 moves upwards, the sealing film 3 will be broken along the tearing line. The portion of the sealing film 3 originally adhering on the upper cover 11 still adheres on the upper cover and is separated from the other portion of the sealing film 3. Besides, the sealing film 3 includes an easy tearing portion 31 which can be torn away from the other portion of the sealing film 3 easily. One end of the easy tearing portion 31 adheres on the breakable portion 13.

[0022] With reference to FIG. 4A, in operation, the breakable portion 13 is torn away from the other portion of the seat 10 easily. Since one end of the easy tearing portion 31 is adhered on the breakable portion 13, when the breakable portion 13 is taken away from the seat 10, it will drive the easy tearing portion 31 to tear away from the sealing film 3. At this moment, an edge of the upper cover 11 exposes out and the user can open the upper cover 11 from the seat 10. Then a portion of the sealing film 3 on the upper cover 11 will tear

away from the other portion of the sealing film 3 easily. As a result the user can take out the element located in the receiving space 14 of the seat 10.

[0023] It should be noted, in the present invention the space of the receiving space 14 is not confined to the shape illustrated in the drawing. Other shapes are permissible in the present invention, such as a round shape, a rectangular shape, a polygonal shape, etc. All these are within the scope of the present invention.

[0024] Advantages of the present invention will be described herein. In the present invention, the user can break the breaking portion 3 easily so as to tear away the sealing film and thus the upper cover is opened for taking out the element in the receiving space of the seat 10. Since the sealing film is adhesive, it can be used repeatedly. The box of the present invention is anti-electromagnetic, anti-dust and anti wet. Moreover, the friction effect can be avoided and the vibration is reduced.

[0025] Referring to FIGS. 5A and 5B, another embodiment of the present invention is illustrated. In this embodiment, those identical to the former embodiment is identified with the same number and the details will not be further described herein. Other those different from the former embodiment are described herein.

[0026] A material box 1 comprises the following elements:

[0027] A seat 10 has a through hole 12 at an upper side of the seat 10. By the through hole, the box can be hung on an object. One side of the seat 10 has a breakable portion 13. The edge of the breakable portion 13 connecting to the other portion of the seat 10 is formed with holes or is thinned so that the breakable portion 13 can be broken from the other portion of the seat 10.

[0028] A receiving space 14 is formed at a lower side of the seat 10 for receiving other objects, such as an electronic element.

[0029] A sealing film 3 adheres on an upper side of the receiving space 14. The sealing film 3 has at least one tearing line 301 at the corresponding edge of the receiving space. When a portion of the sealing film covering the receiving space is torn away, the sealing film 3 will be broken along the tearing line 301 and thus is separated from the other portion of the sealing film. The sealing film includes an easy tearing portion 31 which can be torn away from the other portion of the sealing film easily, and one end of the easy tearing portion 31 adhering on the breakable portion 13. Usually, the easy tearing portion 31 is confined by two tearing lines as illustrated in the drawings.

[0030] When the breakable portion 13 is torn upwards, the sealing film 3 will be broken along the easy tearing portion 31. The portion of the sealing film 3 originally adhering on the seat 10 still adheres thereon. Then the portion of the sealing film 3 covering the receiving space 14 can be torn away along the boundary thereof.

[0031] Advantages of this design of the present invention will be described herein. In the present invention, the user can break the breaking portion 3 easily so as to tear away the sealing film and thus receiving space is opened for taking out the element therein. Since the sealing film is adhesive, it can be used repeatedly. The box of the present invention is anti-electromagnetic, anti-dust and anti wet. Moreover, the friction effect can be avoided and the vibration is reduced.

[0032] The present invention is thus described, it will be obvious that the same may be varied in many ways. Such variations are not to be regarded as a departure from the spirit

and scope of the present invention, and all such modifications as would be obvious to one skilled in the art are intended to be included within the scope of the following claims.

What is claimed is:

1. A packaging box with easy tearing structure, comprising:

- a material box having:
 - a seat; one side of the seat having a breakable portion;
 - a receiving space formed at a lower side of the seat for receiving an object;
 - an upper cover for covering the seat;
 - a sealing film adhering on an upper side of the upper cover; the sealing film having at least one tearing line at the corresponding edge of the upper cover; when the upper cover moves upwards, the sealing film will be broken along the tearing line; the portion of the sealing film originally adhering on the upper cover still adhering on the upper cover and being separated from the other portion of the sealing film; besides, the sealing film including an easy tearing portion which can be torn away from the other portion of the sealing film easily; and one end of the easy tearing portion adhering on the breakable portion;

wherein in operation, the breakable portion is torn away from the other portion of the seat easily; since one end of the easy tearing portion is adhered on the breakable portion, when the breakable portion is taken away from the seat, it will drive the easy tearing portion to tear away from the sealing film; at this moment, an edge of the upper cover exposes out and the user can open the upper cover from the seat; then a portion of the sealing film on the upper cover will tear away from the other portion of the sealing film easily; and as a result the part in the receiving space can be taken out easily.

2. The packaging box with easy tearing structure as claimed in claim 1, wherein the seat has a through hole at an upper side of the seat;

by the through hole, the box can be hung on an object.

3. The packaging box with easy tearing structure as claimed in claim 1, wherein an edge of the breakable portion connecting to the other portion of the seat is formed with holes or is thinned so that the breakable portion can be broken from the other portion of the seat.

4. The packaging box with easy tearing structure as claimed in claim 1, wherein the cover is separated from the seat.

5. The packaging box with easy tearing structure as claimed in claim 1, wherein the cover is connected to the seat and the connecting area of the cover and the seat is formed with a bendable portion.

6. A packaging box with easy tearing structure, comprising:

- a material box comprising
 - a seat having a breakable portion at an edge thereof;
 - a receiving space formed at a lower side of the seat for receiving an object;
 - a sealing film adhering on an upper side of the receiving space; the sealing film having at least one tearing line at corresponding edges of the receiving space; when a portion of the sealing film covering the receiving space is torn away, the sealing film will be broken along the tearing line and thus is separated from the other portion of the sealing film; the sealing film includes an easy tearing portion which can be torn away from the other portion of the sealing film easily, and one end of the easy tearing portion adhering on the breakable portion; and

wherein when the breakable portion is torn upwards, the sealing film will be broken along the easy tearing portion; the portion of the sealing film originally adhering on the seat still adheres thereon; then the portion of the sealing film covering the receiving space can be torn away along the boundary thereof.

7. The packaging box with easy tearing structure as claimed in claim 6, wherein the seat has a through hole at an upper side of the seat; by the through hole, the box can be hung on an object.

8. The packaging box with easy tearing structure as claimed in claim 6, wherein an edge of the breakable portion connecting to the other portion of the seat is formed with holes or is thinned so that the breakable portion can be broken from the other portion of the seat.

9. The packaging box with easy tearing structure as claimed in claim 6, wherein the easy tearing portion is confined by two tearing lines.

* * * * *