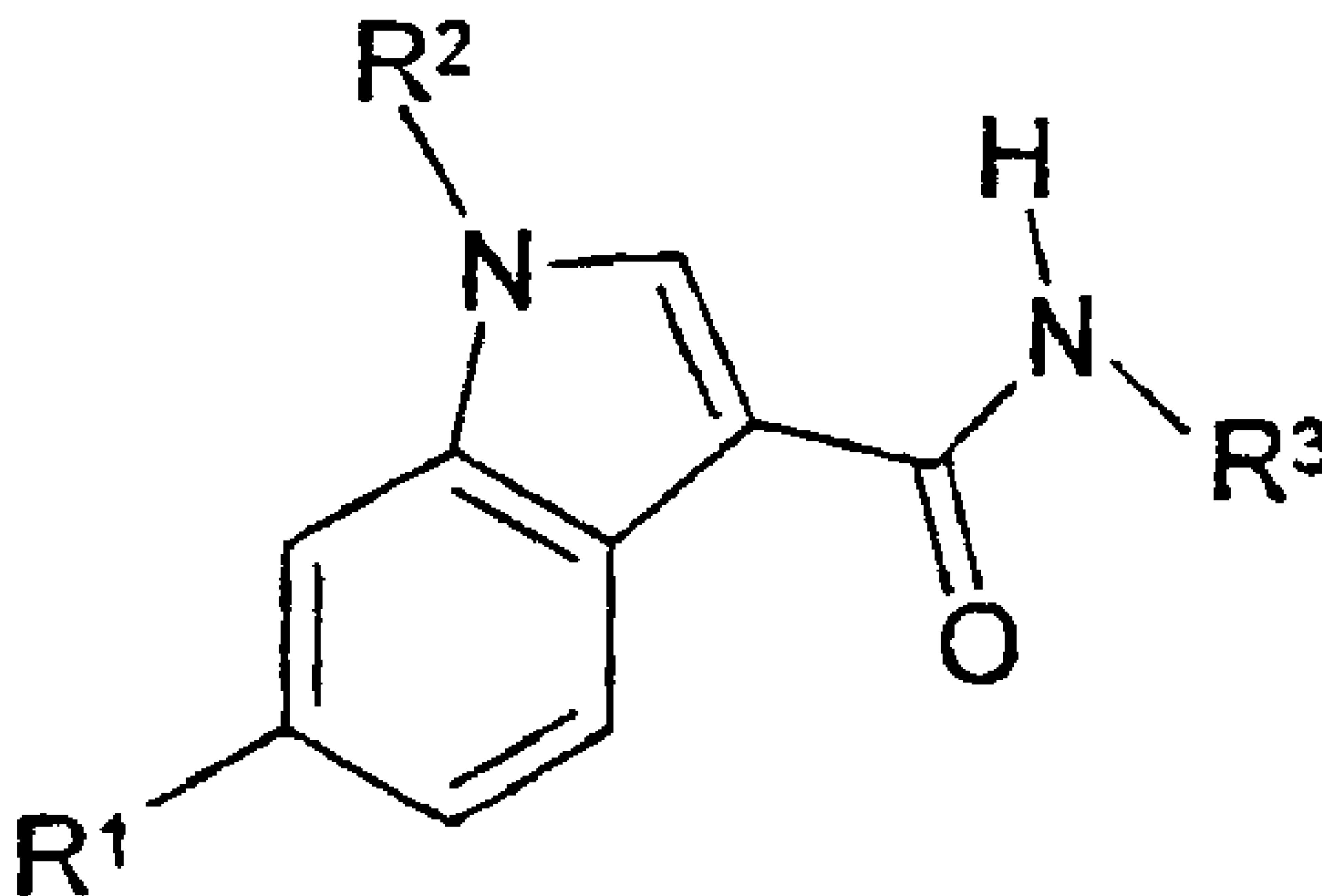




(86) Date de dépôt PCT/PCT Filing Date: 2003/09/26  
(87) Date publication PCT/PCT Publication Date: 2004/04/15  
(45) Date de délivrance/Issue Date: 2009/04/21  
(85) Entrée phase nationale/National Entry: 2005/03/16  
(86) N° demande PCT/PCT Application No.: EP 2003/010776  
(87) N° publication PCT/PCT Publication No.: 2004/031179  
(30) Priorité/Priority: 2002/10/03 (US60/415,737)

(51) Cl.Int./Int.Cl. *C07D 403/12* (2006.01),  
*A61K 31/427* (2006.01), *A61P 3/10* (2006.01),  
*C07D 401/12* (2006.01), *C07D 417/12* (2006.01)  
(72) Inventeur/Inventor:  
CORBETT, WENDY LEA, US  
(73) Propriétaire/Owner:  
F. HOFFMANN-LA ROCHE AG, CH  
(74) Agent: GOWLING LAFLEUR HENDERSON LLP

(54) Titre : INDOLE-3-CARBOXAMIDES SERVANT D'ACTIVATEURS DE GLUCOKINASE (GK)  
(54) Title: INDOLE-3-CARBOXAMIDES AS GLUCOKINASE (GK) ACTIVATORS



(57) Abrégé/Abstract:

The present invention provides glucokinase activators of formula (I), wherein R<sup>1</sup>, R<sup>2</sup> and R<sup>3</sup> are defined in the specification. Glucokinase activators are useful for increasing insulin secretion in the treatment of type II diabetes.



(12) INTERNATIONAL APPLICATION PUBLISHED UNDER THE PATENT COOPERATION TREATY (PCT)

(19) World Intellectual Property  
Organization  
International Bureau



(43) International Publication Date  
15 April 2004 (15.04.2004)

PCT

(10) International Publication Number  
**WO 2004/031179 A1**

(51) International Patent Classification<sup>7</sup>: C07D 403/12,  
401/12, 417/12, A61K 31/427, A61P 3/10

(21) International Application Number:  
PCT/EP2003/010776

(22) International Filing Date:  
26 September 2003 (26.09.2003)

(25) Filing Language: English

(26) Publication Language: English

(30) Priority Data:  
60/415,737 3 October 2002 (03.10.2002) US

(81) Designated States (*national*): AE, AG, AL, AM, AT, AU, AZ, BA, BB, BG, BR, BY, BZ, CA, CH, CN, CO, CR, CU, CZ, DE, DK, DM, DZ, EC, EE, EG, ES, FI, GB, GD, GE, GH, GM, HR, HU, ID, IL, IN, IS, JP, KE, KG, KP, KR, KZ, LC, LK, LR, LS, LT, LU, LV, MA, MD, MG, MK, MN, MW, MX, MZ, NI, NO, NZ, OM, PG, PH, PL, PT, RO, RU, SC, SD, SE, SG, SK, SL, SY, TJ, TM, TN, TR, TT, TZ, UA, UG, UZ, VC, VN, YU, ZA, ZM, ZW.

(84) Designated States (*regional*): ARIPO patent (GH, GM, KE, LS, MW, MZ, SD, SL, SZ, TZ, UG, ZM, ZW), Eurasian patent (AM, AZ, BY, KG, KZ, MD, RU, TJ, TM), European patent (AT, BE, BG, CH, CY, CZ, DE, DK, EE, ES, FI, FR, GB, GR, HU, IE, IT, LU, MC, NL, PT, RO, SE, SI, SK, TR), OAPI patent (BF, BJ, CF, CG, CI, CM, GA, GN, GQ, GW, ML, MR, NE, SN, TD, TG).

(71) Applicant: F. HOFFMANN-LA ROCHE AG [CH/CH];  
Grenzacherstrasse 124, CH-4070 Basel (CH).

(72) Inventor: CORBETT, Wendy, Lea; 36 Ridgewood Drive,  
Randolph, NJ 07869 (US).

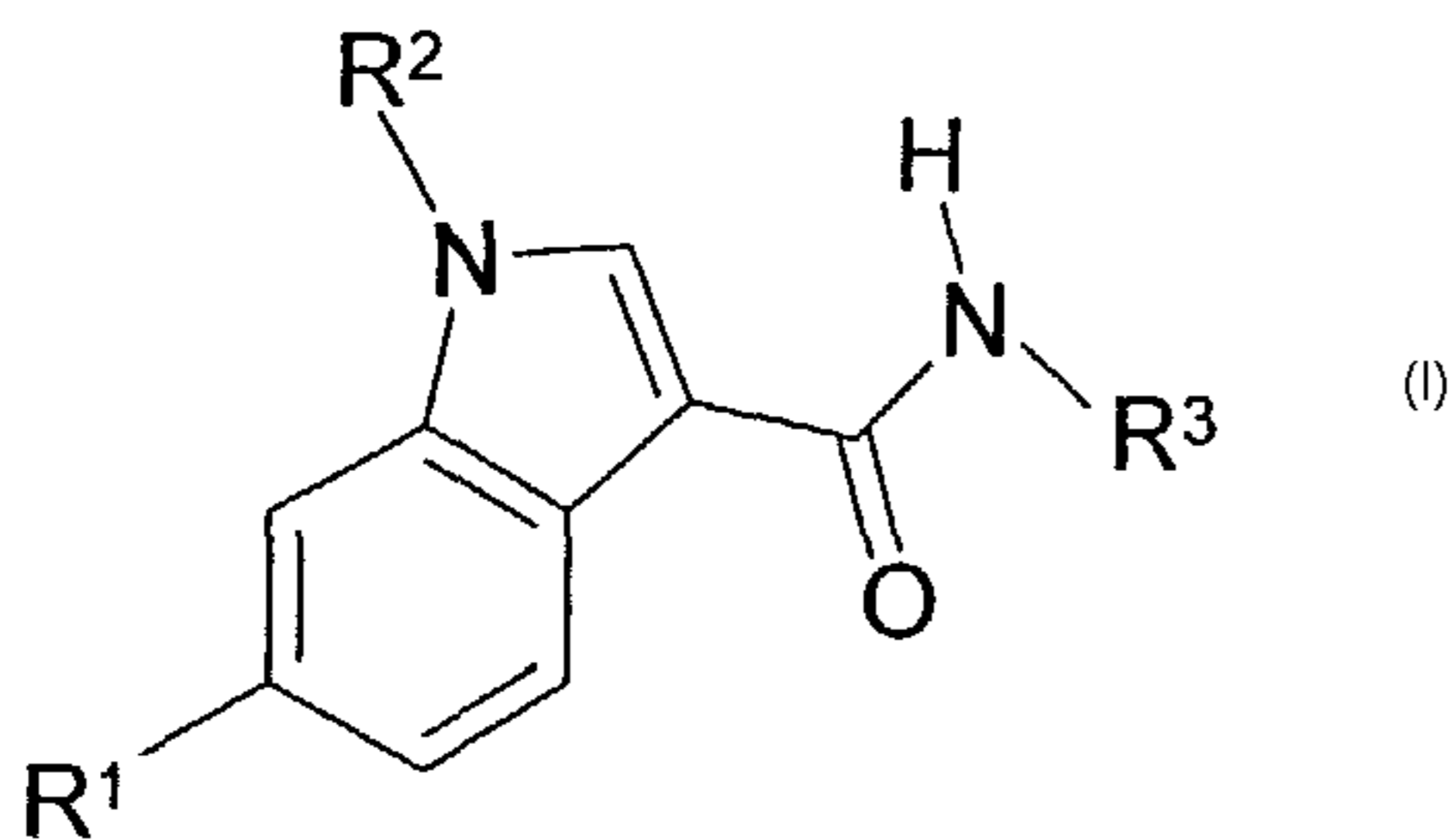
(74) Agent: BRODBECK, Michel; Grenzacherstrasse 124,  
CH-4070 Basel (CH).

**Published:**

- with international search report
- before the expiration of the time limit for amending the claims and to be republished in the event of receipt of amendments

For two-letter codes and other abbreviations, refer to the "Guidance Notes on Codes and Abbreviations" appearing at the beginning of each regular issue of the PCT Gazette.

(54) Title: INDOLE-3-CARBOXAMIDES AS GLUCOKINASE (GK) ACTIVATORS



(57) Abstract: The present invention provides glucokinase activators of formula (I), wherein R<sup>1</sup>, R<sup>2</sup> and R<sup>3</sup> are defined in the specification. Glucokinase activators are useful for increasing insulin secretion in the treatment of type II diabetes.

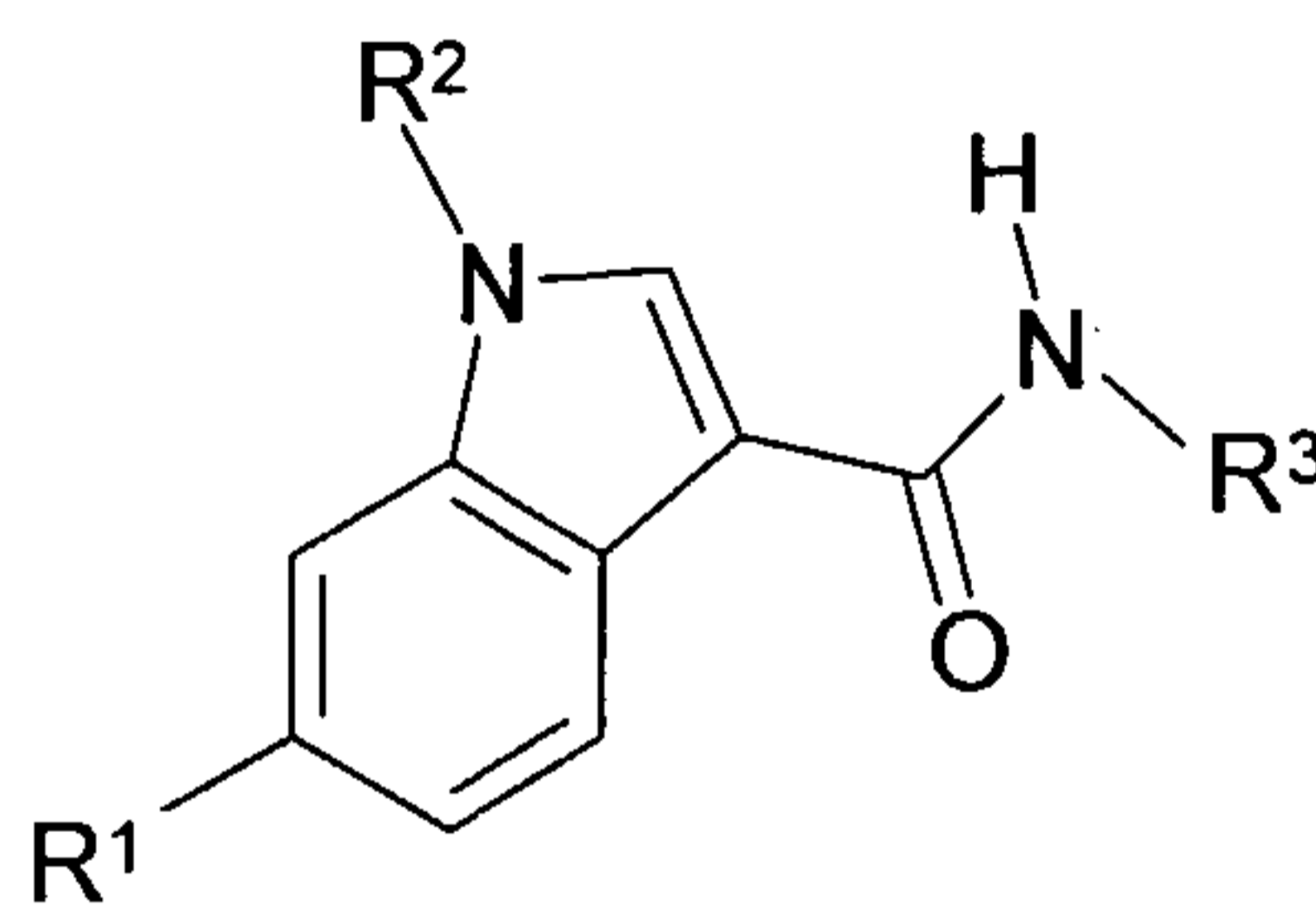
WO 2004/031179 A1

Indole-3-Carboxamides as Glucokinase (GK) Activators

[0001] Glucokinase (GK) is one of four hexokinases that are found in mammals [Colowick, S.P., in *The Enzymes*, Vol. 9 (P. Boyer, ed.) Academic Press, New York, NY, pages 1-48, 1973]. The hexokinases catalyze the first step in the metabolism of glucose, i.e., the conversion of glucose to glucose-6-phosphate. Glucokinase has a limited cellular distribution, being found principally in pancreatic  $\beta$ -cells and liver parenchymal cells. In addition, GK is a rate-controlling enzyme for glucose metabolism in these two cell types that are known to play critical roles in whole-body glucose homeostasis [Chipkin, S.R., Kelly, K.L., and Ruderman, N.B. in *Joslin's Diabetes* (C.R. Khan and G.C. Wier, eds.), Lea and Febiger, Philadelphia, PA, pages 97-115, 1994]. The concentration of glucose at which GK demonstrates half-maximal activity is approximately 8 mM. The other three hexokinases are saturated with glucose at much lower concentrations (<1 mM). Therefore, the flux of glucose through the GK pathway rises as the concentration of glucose in the blood increases from fasting (5 mM) to postprandial ( $\approx$ 10-15 mM) levels following a carbohydrate-containing meal [Printz, R.G., Magnuson, M.A., and Granner, D.K. in *Ann. Rev. Nutrition* Vol. 13 (R.E. Olson, D.M. Bier, and D.B. McCormick, eds.), Annual Review, Inc., Palo Alto, CA, pages 463-496, 1993]. These findings contributed over a decade ago to the hypothesis that GK functions as a glucose sensor in  $\beta$ -cells and hepatocytes (Meglasson, M.D. and Matschinsky, F.M. *Amer. J. Physiol.* **246**, E1-E13, 1984). In recent years, studies in transgenic animals have confirmed that GK does indeed play a critical role in whole-body glucose homeostasis. Animals that do not express GK die within days of birth with severe diabetes while animals overexpressing GK have improved glucose tolerance (Grupe, A., Hultgren, B., Ryan, A. et al., *Cell* **83**, 69-78, 1995; Ferrie, T., Riu, E., Bosch, F. et al., *FASEB J.*, **10**, 1213-1218, 1996). An increase in glucose exposure is coupled through GK in  $\beta$ -cells to increased insulin secretion and in hepatocytes to increased glycogen deposition and perhaps decreased glucose production.

[0002] The finding that type II maturity-onset diabetes of the young (MODY-2) is caused by loss of function mutations in the GK gene suggests that GK also functions as a glucose sensor in humans (Liang, Y., Kesavan, P., Wang, L. et al., *Biochem. J.* **309**, 167-173, 1995). Additional evidence supporting an important role for GK in the regulation of glucose metabolism in humans was provided by the identification of patients that express a mutant form of GK with increased enzymatic activity. These patients exhibit a fasting hypoglycemia associated with an inappropriately elevated level of plasma insulin (Glaser, B., Kesavan, P., Heyman, M. et al., *New England J. Med.* **338**, 226-230, 1998). While mutations of the GK gene are not found in the majority of patients with type II diabetes, compounds that activate GK, and thereby increase the sensitivity of the GK sensor system, will still be useful in the treatment of the hyperglycemia characteristic of all type II diabetes. Glucokinase activators will increase the flux of glucose metabolism in  $\beta$ -cells and hepatocytes, which will be coupled to increased insulin secretion. Such agents would be useful for treating type II diabetes.

[0003] The present invention provides a compound of formula I:



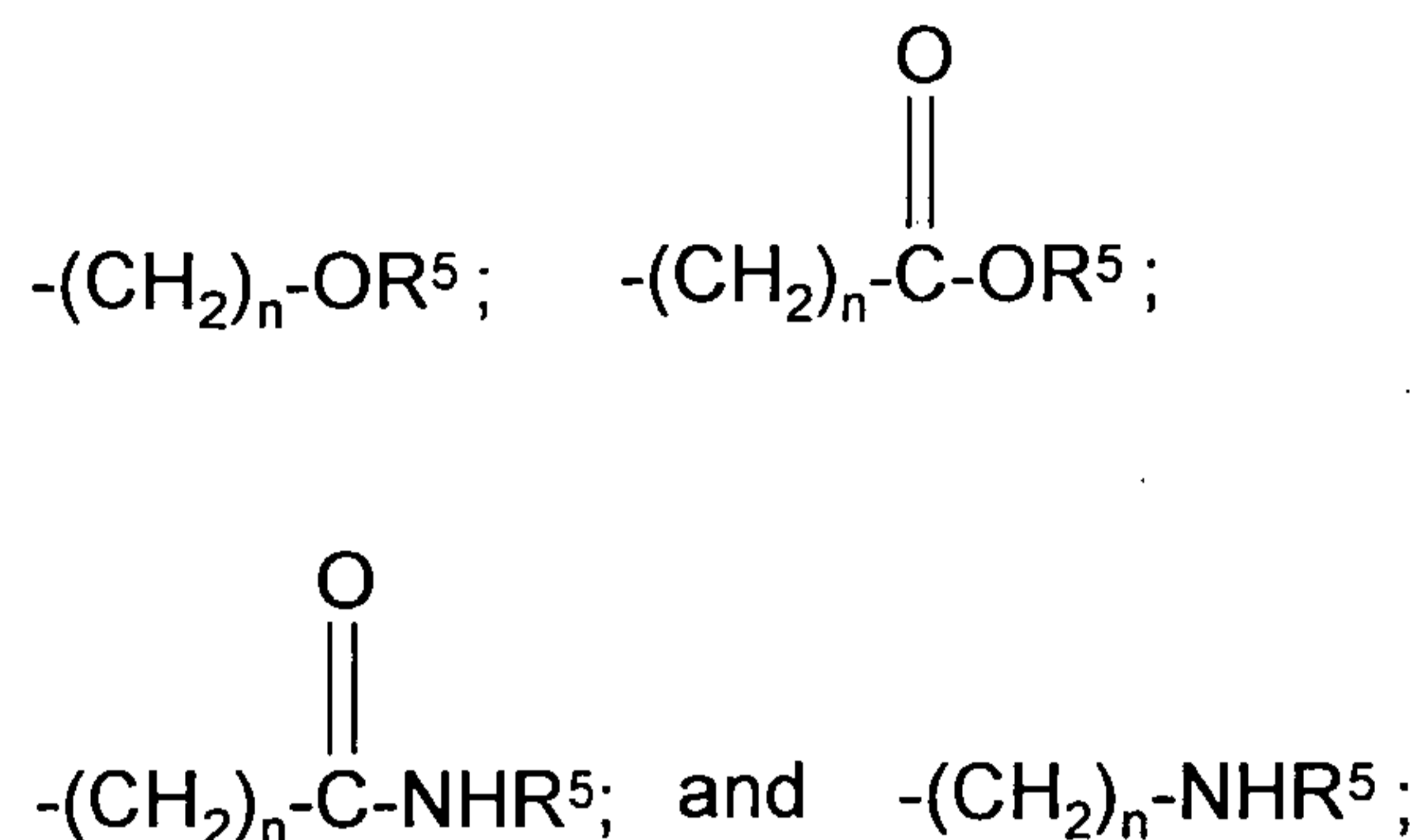
I

wherein  $R^1$  is halo, nitro, amino, cyano, methyl, trifluoromethyl, hydroxy, methoxy, trifluoromethoxy, methylthio, methylsulfinyl, or methylsulfonyl;

$R^2$  is lower alkyl having from 2 to 5 carbon atoms or  $-CH_2-R^4$  wherein  $R^4$  is cycloalkyl having from 3 to 6 carbon atoms; and

$R^3$  is an unsubstituted or mono-substituted five- or six-membered heteroaromatic ring connected by a ring carbon atom to the amine group shown, which five- or six-membered heteroaromatic ring contains from 1 to 3 heteroatoms selected from sulfur,

oxygen or nitrogen, with one heteroatom being nitrogen which is adjacent to the connecting ring carbon atom; said mono-substituted heteroaromatic ring being mono-substituted at a position on a ring carbon atom other than adjacent to said connecting carbon atom with a substituent selected from the group consisting of methyl, trifluoromethyl, chloro, bromo, nitro, cyano,



wherein n is 0 or 1;

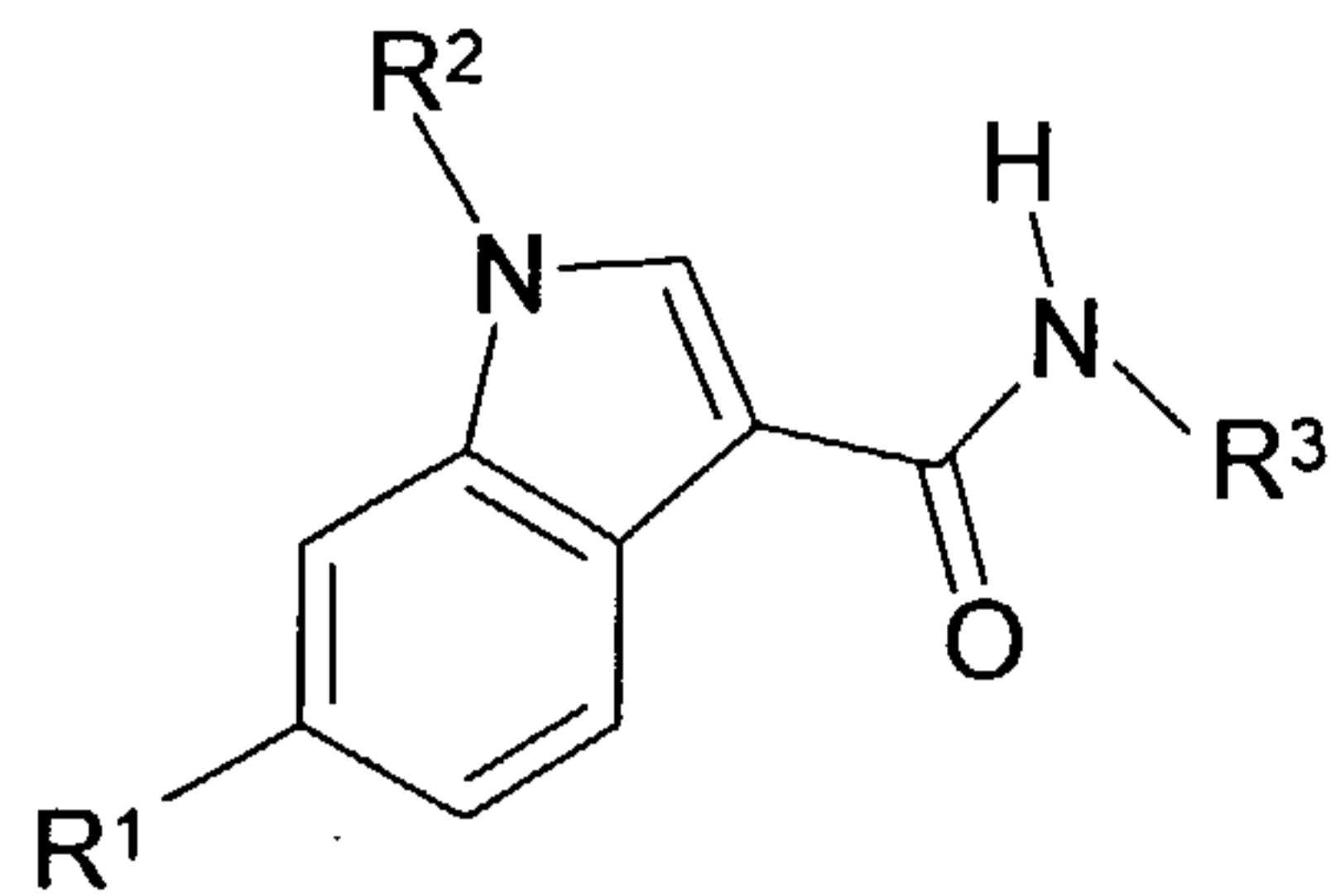
R<sup>5</sup> is hydrogen or lower alkyl;

or a pharmaceutically acceptable salt thereof.

**[0004]** The compounds of formula I have been found to activate glucokinase *in vitro*. Glucokinase activators are useful for increasing insulin secretion in the treatment of type II diabetes.

**[0005]** The present invention also relates to a pharmaceutical composition comprising a compound of formula I and a pharmaceutically acceptable carrier and/or adjuvant. Furthermore, the present invention relates to the use of such compounds as therapeutic active substances as well as to their use for the preparation of medicaments for the treatment or prophylaxis of type II diabetes. The present invention further relates to processes for the preparation of the compounds of formula I. In addition, the present invention relates to a method for the prophylactic or therapeutic treatment of type II diabetes, which method comprises administering a compound of formula I to a human being or an animal.

[0006] In more detail, the present invention provides compounds, which are amides in accordance with formula I:

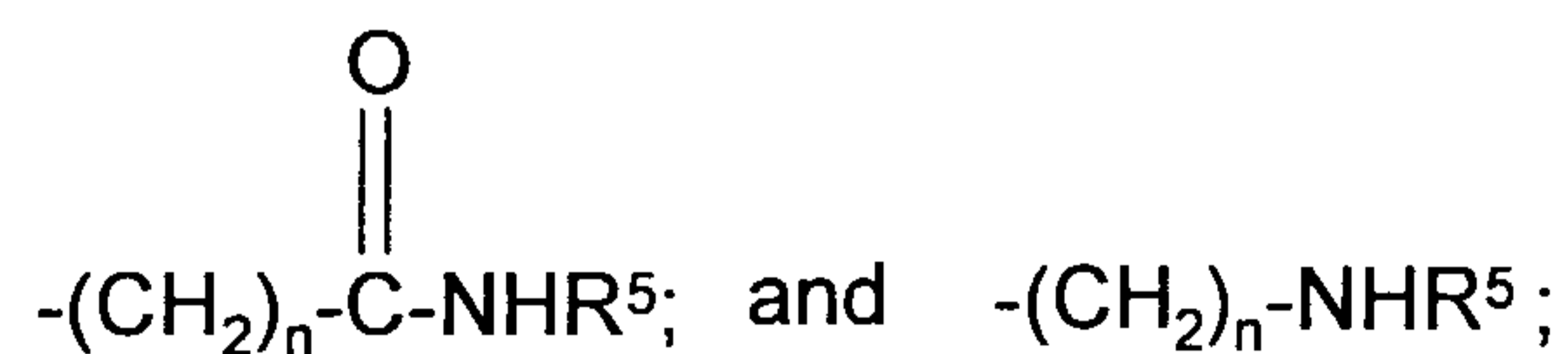
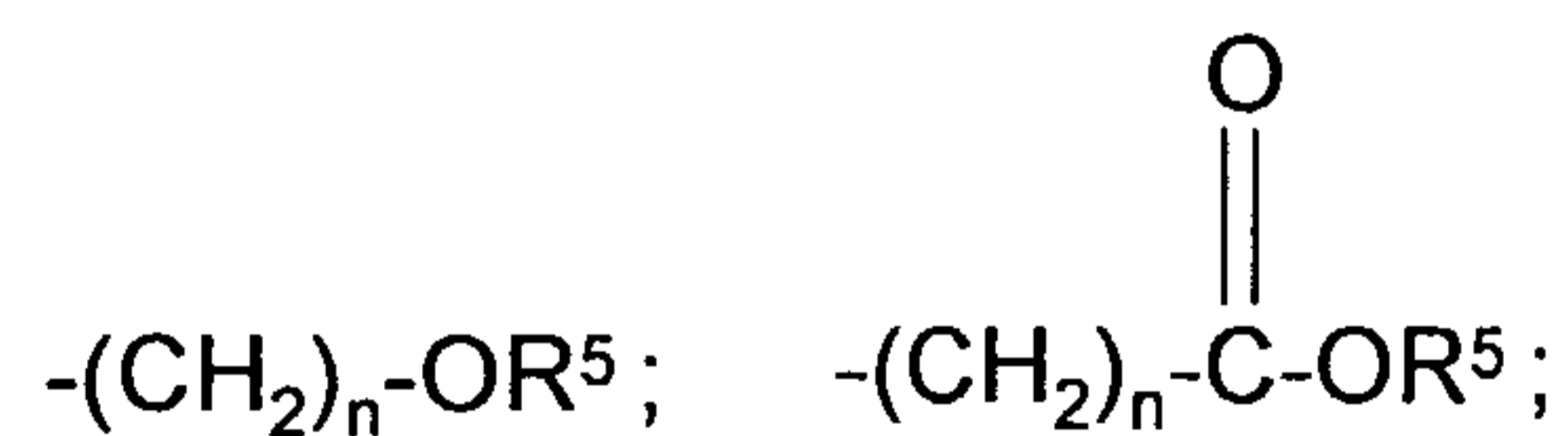


I

wherein  $R^1$  is halo, nitro, amino, cyano, methyl, trifluoromethyl, hydroxy, methoxy, trifluoromethoxy, methylthio, methylsulfinyl, or methylsulfonyl;

$R^2$  is lower alkyl having from 2 to 5 carbon atoms or a  $-\text{CH}_2-\text{R}^4$  wherein  $\text{R}^4$  is cycloalkyl having from 3 to 6 carbon atoms; and

$R^3$  is an unsubstituted or mono-substituted five- or six-membered heteroaromatic ring connected by a ring carbon atom to the amine group shown, which five- or six-membered heteroaromatic ring contains from 1 to 3 heteroatoms selected from sulfur, oxygen or nitrogen, with one heteroatom being nitrogen which is adjacent to the connecting ring carbon atom; said mono-substituted heteroaromatic ring being mono-substituted at a position on a ring carbon atom other than adjacent to said connecting carbon atom with a substituent selected from the group consisting of methyl, trifluoromethyl, chloro, bromo, nitro, cyano,



wherein  $n$  is 0 or 1;

$\text{R}^5$  is hydrogen or lower alkyl;

or a pharmaceutically acceptable salt thereof.

[0007] As used throughout, the term "lower alkyl" includes both straight chain and branched chain alkyl groups having from 1 to 7 carbon atoms, such as methyl, ethyl, propyl, isopropyl, etc. Preferable lower alkyls are lower alkyls having from 2 to 5 carbon atoms such as propyl and isopropyl.

[0008] As used herein, "perfluoro-lower alkyl" means any lower alkyl group wherein all of the hydrogens of the lower alkyl group are substituted or replaced by fluoro. Among the preferred perfluoro-lower alkyl groups are trifluoromethyl, pentafluoroethyl, heptafluoropropyl, etc.

[0009] As used herein, "cycloalkyl" means a saturated hydrocarbon ring having from 3 to 10 carbon atoms. Preferred cycloalkyls have from 3 to 6 carbon atoms. A preferred cycloalkyl is cyclobutyl.

[010] As used herein, each of the terms "halogen" and "halo", unless otherwise stated, designates all four halogens, i.e. fluorine, chlorine, bromine, and iodine. A preferred halogen is chlorine.

[011] As used herein, the term "aryl" signifies aryl mononuclear aromatic hydrocarbon groups such as, for example, phenyl and tolyl, which can be unsubstituted or substituted in one or more positions with halogen, nitro, lower alkyl, or lower alkoxy. The term "aryl" also signifies polynuclear aryl groups such as, for example, naphthyl, anthryl, and phenanthryl, which can be unsubstituted or substituted in one or more positions with halogen, nitro, lower alkyl, or lower alkoxy. Preferred aryl groups are the substituted and unsubstituted mononuclear aryl groups, particularly phenyl and tolyl. The term "arylalkyl" denotes an alkyl group, preferably lower alkyl, in which one of the hydrogen atoms can be replaced by an aryl group. Examples of arylalkyl groups are benzyl, 2-phenylethyl, 3-phenylpropyl, 4-chlorobenzyl, 4-methoxybenzyl and the like.

[012] As used herein, the term "lower alkoxy" includes both straight chain and branched chain alkoxy groups having from 1 to 7 carbon atoms, such as methoxy, ethoxy, propoxy, isopropoxy, preferably methoxy and ethoxy.

[013] As used herein, the term "lower alkanolic acid" denotes lower alkanolic acids containing from 2 to 7 carbon atoms such as propionic acid, acetic acid and the like. The term "lower alkanoyl" denotes monovalent alkanoyl groups having from 2 to 7 carbon atoms such as propionoyl, acetyl and the like. The term "arolic acids" denotes aryl alkanolic acids where aryl is as defined above and alkanolic contains from 1 to 6 carbon atoms. The term "aroyl" denotes arolic acids wherein aryl is as defined hereinbefore, with the hydroxy group of the -COOH moiety removed. Among the preferred aroyl groups is benzoyl.

[014] As used herein, "lower alkyl thio" means a lower alkyl group as defined above bound to a thio group that is attached to the rest of the molecule, e.g., methylthio. As used herein, "lower alkyl sulfinyl" means a lower alkyl group as defined above bound to a sulfinyl group (sulfoxide) that is attached to the rest of the molecule, e.g. methylsulfinyl. As used herein, "lower alkyl sulfonyl" means a lower alkyl group as defined above bound to a sulfonyl group that is attached to the rest of the molecule, e.g., methylsulfonyl.

[015] During the course of synthetic reactions, the various functional groups such as the free carboxylic acid or hydroxy groups may be protected via conventional hydrolyzable ester or ether protecting groups. As used herein, the term "hydrolyzable ester or ether protecting groups" designates any ester or ether conventionally used for protecting carboxylic acids or alcohols which can be hydrolyzed to yield the respective carboxy or hydroxy group. Exemplary ester groups useful for those purposes are those in which the acyl moieties are derived from a lower alkanolic, aryl lower alkanolic, or lower alkane dicarboxylic acid. Among the activated acids which can be utilized to form such groups are acid anhydrides, acid halides, preferably acid chlorides or acid bromides derived from aryl or lower alkanolic acids. Examples of anhydrides are anhydrides derived from monocarboxylic acids such as acetic anhydride, benzoic acid anhydride, and lower alkane dicarboxylic acid anhydrides, e.g., succinic anhydride as well as chloroformates e.g., trichloromethyl chloroformate and ethyl chloroformate being preferred. A suitable ether protecting group for alcohols may be, for example, a tetrahydropyranyl ether such as 4-methoxy-5,6-dihydroxy-2H-pyranyl ethers.



Other suitable ethers are aroylmethylethers such as benzyl, benzhydryl or trityl ethers or  $\alpha$ -lower alkoxy lower alkyl ethers, for example, methoxymethyl or allylic ethers or alkyl silylethers such as trimethylsilylether.

[016] The term "amino protecting group" designates any conventional amino protecting group which can be cleaved to yield the free amino group. The preferred protecting groups are the conventional amino protecting groups utilized in peptide synthesis. Especially preferred are those amino protecting groups which are cleavable under mildly acidic conditions from about pH=2 to 3. Particularly preferred amino protecting groups include t-butyl carbamate (BOC), benzyl carbamate (CBZ), and 9-fluorenylmethyl carbamate (FMOC).

[017] The heteroaromatic ring defined by  $R^3$  can be an unsubstituted or mono-substituted five- or six-membered heteroaromatic ring having from 1 to 3 heteroatoms selected from the group consisting of oxygen, nitrogen, or sulfur and connected by a ring carbon to the amine of the amide group shown. The heteroaromatic ring contains a first nitrogen heteroatom adjacent to the connecting ring carbon atom, and if present, the other heteroatom(s) can be sulfur, oxygen, or nitrogen. Such heteroaromatic rings include, for example, pyridazinyl, isoxazolyl, isothiazolyl, and pyrazolyl. Among the preferred heteroaromatic rings are pyridinyl, pyrazinyl, and thiazolyl, with pyridinyl and thiazolyl being especially preferred. These heteroaromatic rings which constitute  $R^3$  are connected *via* a ring carbon atom to the amide group to form the amides of formula I. The ring carbon atom of the heteroaromatic ring which is connected *via* the amide linkage to form the compound of formula I cannot have any substituent.

[018] When  $R^3$  is an unsubstituted or mono-substituted five-membered heteroaromatic ring, the preferred rings are those which contain a nitrogen heteroatom adjacent to the connecting ring carbon and a second heteroatom adjacent to the connecting ring carbon or adjacent to said first heteroatom. The preferred five-membered heteroaromatic rings contain 2 or 3 heteroatoms with thiazolyl, imidazolyl, oxazolyl, and thiadiazolyl being especially preferred. Most preferred five-membered heteroaromatic ring is thiazolyl. When the

heteroaromatic ring is a six-membered heteroaromatic, the ring is connected by a ring carbon to the amine group shown, with one nitrogen heteroatom being adjacent to the connecting ring carbon atom. The preferred six-membered heteroaromatic rings include, for example, pyridinyl, pyrimidinyl, pyrazinyl, pyridazinyl, and triazinyl, with pyridinyl being especially preferred.

[019] The term "pharmaceutically acceptable salts" as used herein include any salt with both inorganic or organic pharmaceutically acceptable acids such as hydrochloric acid, hydrobromic acid, nitric acid, sulfuric acid, phosphoric acid, citric acid, formic acid, maleic acid, acetic acid, succinic acid, tartaric acid, methanesulfonic acid, *para*-toluene sulfonic acid and the like. The term "pharmaceutically acceptable salts" also includes any pharmaceutically acceptable base salt such as amine salts, trialkyl amine salts and the like. Such salts can be formed quite readily by those skilled in the art using standard techniques.

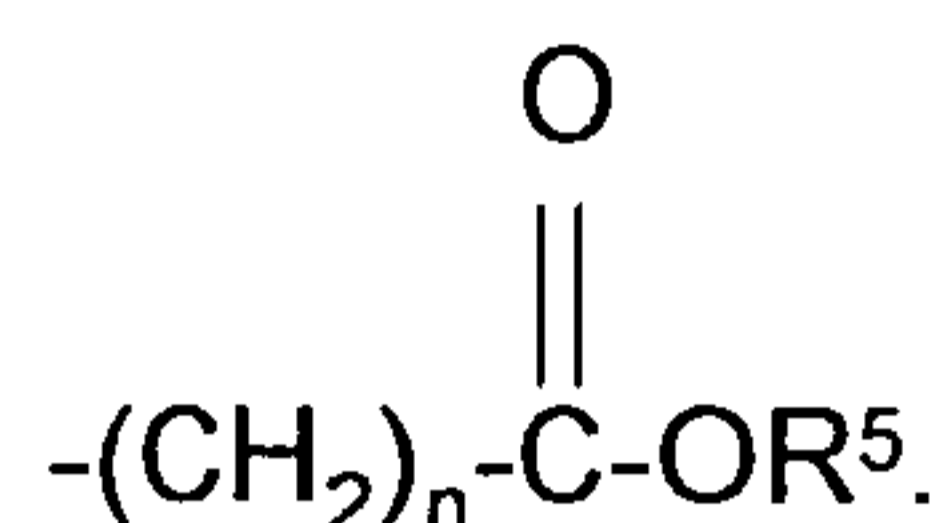
[020] In one embodiment, the present invention relates to compounds of formula I, wherein R<sup>1</sup> is halo, nitro, methyl, trifluoromethyl, hydroxy, methoxy, methylthio, or methylsulfonyl. Preferred halo in substituent R<sup>1</sup> are fluoro, chloro and bromo. Preferable R<sup>1</sup> is halo such as chloro.

[021] In another embodiment, the present invention relates to compounds of formula I, wherein R<sup>2</sup> is lower alkyl having from 2 to 5 carbon atoms, such as ethyl, n-propyl, isopropyl, n-butyl, isobutyl, n-pentyl and isopentyl. In still another embodiment, R<sup>2</sup> is -CH<sub>2</sub>-R<sup>4</sup> wherein R<sup>4</sup> is cycloalkyl having from 3 to 6 carbon atoms, such as cyclopropyl, cyclobutyl, cyclopentyl and cyclohexyl, with cyclobutyl being especially preferred.

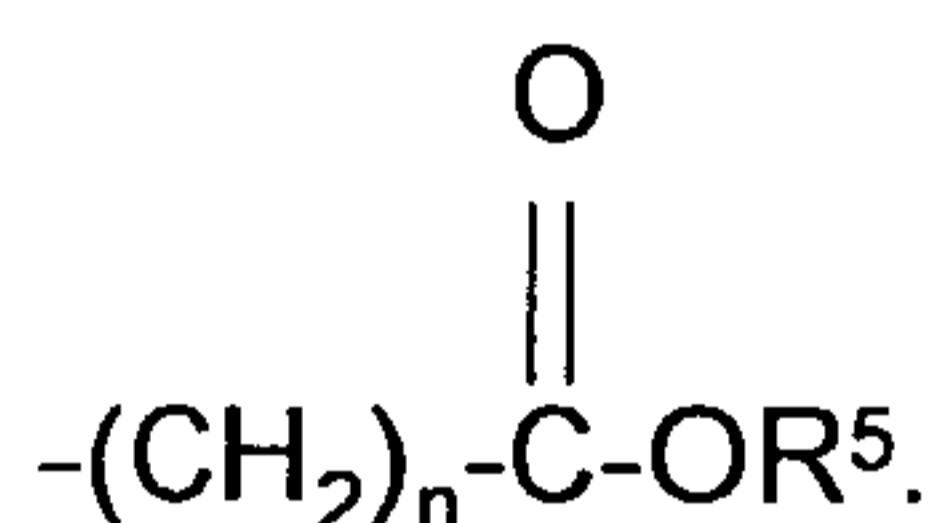
[022] In another embodiment, the present invention relates to compounds of formula I, wherein R<sup>3</sup> is an unsubstituted or mono-substituted five- or six-membered heteroaromatic ring connected by a ring carbon atom to the amine group shown, which five- or six-membered heteroaromatic ring contains 1, 2 or 3 heteroatoms selected from sulfur or nitrogen, with one heteroatom being nitrogen which is adjacent to the connecting ring carbon atom. Preferable unsubstituted or mono-substituted five- or six-membered heteroaromatic rings R<sup>3</sup> are thiazolyl,

thiadiazolyl, pyridinyl, pyrazinyl, pyridazinyl, isoxazolyl, isothiazolyl and pyrazolyl, with pyridinyl and thiazolyl being especially preferred.

[023] The mono-substituted five- or six-membered heteroaromatic rings R<sup>3</sup> are preferably substituted at a position on a ring carbon atom other than adjacent to said connecting carbon atom with a substituent selected from the group consisting of methyl, trifluoromethyl, chloro, bromo, or



[024] In one preferable embodiment, R<sup>3</sup> is a mono-substituted heteroaromatic ring selected from thiazolyl, thiadiazolyl, pyridinyl, pyrazinyl, pyridazinyl, isoxazolyl, isothiazolyl or pyrazolyl, with pyridinyl and thiazolyl being especially preferred, said mono-substituted heteroaromatic ring being substituted by methyl, trifluoromethyl, chloro, bromo, or



[025] In another preferable embodiment, the five- or six-membered heteroaromatic ring R<sup>3</sup> is unsubstituted.

[026] In still another embodiment, the present invention relates to compounds of formula I, wherein R<sup>5</sup> is lower alkyl, preferably having 1 or 2 carbon atoms, such as, for example, ethyl.

[027] In a preferable embodiment, n is 1.

[028] Preferable compounds according to the present invention are selected from the group consisting of:

1-isopropyl-6-methyl-1H-indole-3-carboxylic acid thiazol-2-ylamide;

1-isopropyl-6-trifluoromethyl-1H-indole-3-carboxylic acid thiazol-2-ylamide;

1-isopropyl-6-nitro-1H-indole-3-carboxylic acid thiazol-2-ylamide;

6-hydroxy-1-isopropyl-1H-indole-3-carboxylic acid thiazol-2-ylamide;  
1-isopropyl-6-methoxy-1H-indole-3-carboxylic acid thiazol-2-ylamide;  
1-isopropyl-6-methylsulfanyl-1H-indole-3-carboxylic acid thiazol-2-ylamide;  
1-isopropyl-6-methanesulfonyl-1H-indole-3-carboxylic acid thiazol-2-ylamide;  
6-fluoro-1-isopropyl-1H-indole-3-carboxylic acid thiazol-2-ylamide;  
6-bromo-1-isopropyl-1H-indole-3-carboxylic acid thiazol-2-ylamide;  
6-chloro-1-isopropyl-1H-indole-3-carboxylic acid thiazol-2-ylamide;  
6-chloro-1-ethyl-1H-indole-3-carboxylic acid thiazol-2-ylamide;  
6-chloro-1-propyl-1H-indole-3-carboxylic acid thiazol-2-ylamide;  
1-butyl-6-chloro-1H-indole-3-carboxylic acid thiazol-2-ylamide;  
6-chloro-1-isobutyl-1H-indole-3-carboxylic acid thiazol-2-ylamide;  
6-chloro-1-pentyl-1H-indole-3-carboxylic acid thiazol-2-ylamide;  
6-chloro-1-(3-methyl-butyl)-1H-indole-3-carboxylic acid thiazol-2-ylamide;  
6-chloro-1-cyclopropylmethyl-1H-indole-3-carboxylic acid thiazol-2-ylamide;  
6-chloro-1-cyclobutylmethyl-1H-indole-3-carboxylic acid thiazol-2-ylamide;  
6-chloro-1-cyclopentylmethyl-1H-indole-3-carboxylic acid thiazol-2-ylamide;  
6-chloro-1-cyclohexylmethyl-1H-indole-3-carboxylic acid thiazol-2-ylamide;  
6-chloro-1-isopropyl-1H-indole-3-carboxylic acid [1,3,4]thiadiazol-2-ylamide;  
6-chloro-1-isopropyl-1H-indole-3-carboxylic acid pyridin-2-ylamide;  
6-chloro-1-isopropyl-1H-indole-3-carboxylic acid (5-methyl-thiazol-2-yl)-amide;  
6-chloro-1-isopropyl-1H-indole-3-carboxylic acid (4-methyl-thiazol-2-yl)-amide;  
6-chloro-1-isopropyl-1H-indole-3-carboxylic acid (5-chloro-thiazol-2-yl)-amide;  
6-chloro-1-isopropyl-1H-indole-3-carboxylic acid (5-bromo-thiazol-2-yl)-amide;  
{2-[(6-chloro-1-isopropyl-1H-indole-3-carbonyl)-amino]-thiazol-4-yl}-acetic acid ethyl ester;  
6-chloro-1-isopropyl-1H-indole-3-carboxylic acid (5-methyl-pyridin-2-yl)-amide;  
6-chloro-1-isopropyl-1H-indole-3-carboxylic acid (5-trifluoromethyl-pyridin-2-yl)-amide;  
6-chloro-1-isopropyl-1H-indole-3-carboxylic acid (5-chloro-pyridin-2-yl)-amide;  
6-chloro-1-isopropyl-1H-indole-3-carboxylic acid (5-bromo-pyridin-2-yl)-amide;  
and pharmaceutically acceptable salts thereof.

[029] Further preferable compounds according to the present invention are selected from the group consisting of:

1-isopropyl-6-methyl-1H-indole-3-carboxylic acid thiazol-2-ylamide;  
1-isopropyl-6-trifluoromethyl-1H-indole-3-carboxylic acid thiazol-2-ylamide;  
1-isopropyl-6-nitro-1H-indole-3-carboxylic acid thiazol-2-ylamide;  
6-hydroxy-1-isopropyl-1H-indole-3-carboxylic acid thiazol-2-ylamide;  
1-isopropyl-6-methoxy-1H-indole-3-carboxylic acid thiazol-2-ylamide;  
1-isopropyl-6-methylsulfanyl-1H-indole-3-carboxylic acid thiazol-2-ylamide;  
1-isopropyl-6-methanesulfonyl-1H-indole-3-carboxylic acid thiazol-2-ylamide;  
6-fluoro-1-isopropyl-1H-indole-3-carboxylic acid thiazol-2-ylamide;  
6-bromo-1-isopropyl-1H-indole-3-carboxylic acid thiazol-2-ylamide;  
6-chloro-1-isopropyl-1H-indole-3-carboxylic acid thiazol-2-ylamide;  
and pharmaceutically acceptable salts thereof.

[030] Further preferable compounds according to the present invention are selected from the group consisting of:

6-chloro-1-ethyl-1H-indole-3-carboxylic acid thiazol-2-ylamide;  
6-chloro-1-propyl-1H-indole-3-carboxylic acid thiazol-2-ylamide;  
1-butyl-6-chloro-1H-indole-3-carboxylic acid thiazol-2-ylamide;  
6-chloro-1-isobutyl-1H-indole-3-carboxylic acid thiazol-2-ylamide;  
6-chloro-1-pentyl-1H-indole-3-carboxylic acid thiazol-2-ylamide;  
6-chloro-1-(3-methyl-butyl)-1H-indole-3-carboxylic acid thiazol-2-ylamide;  
and pharmaceutically acceptable salts thereof.

[031] Further preferable compounds according to the present invention are selected from the group consisting of:

6-chloro-1-cyclopropylmethyl-1H-indole-3-carboxylic acid thiazol-2-ylamide;  
6-chloro-1-cyclobutylmethyl-1H-indole-3-carboxylic acid thiazol-2-ylamide;  
6-chloro-1-cyclopentylmethyl-1H-indole-3-carboxylic acid thiazol-2-ylamide;  
6-chloro-1-cyclohexylmethyl-1H-indole-3-carboxylic acid thiazol-2-ylamide;  
and pharmaceutically acceptable salts thereof.

[032] Further preferable compounds according to the present invention are selected from the group consisting of:

6-chloro-1-isopropyl-1H-indole-3-carboxylic acid [1,3,4]thiadiazol-2-ylamide;  
6-chloro-1-isopropyl-1H-indole-3-carboxylic acid pyridin-2-ylamide;

and pharmaceutically acceptable salts thereof.

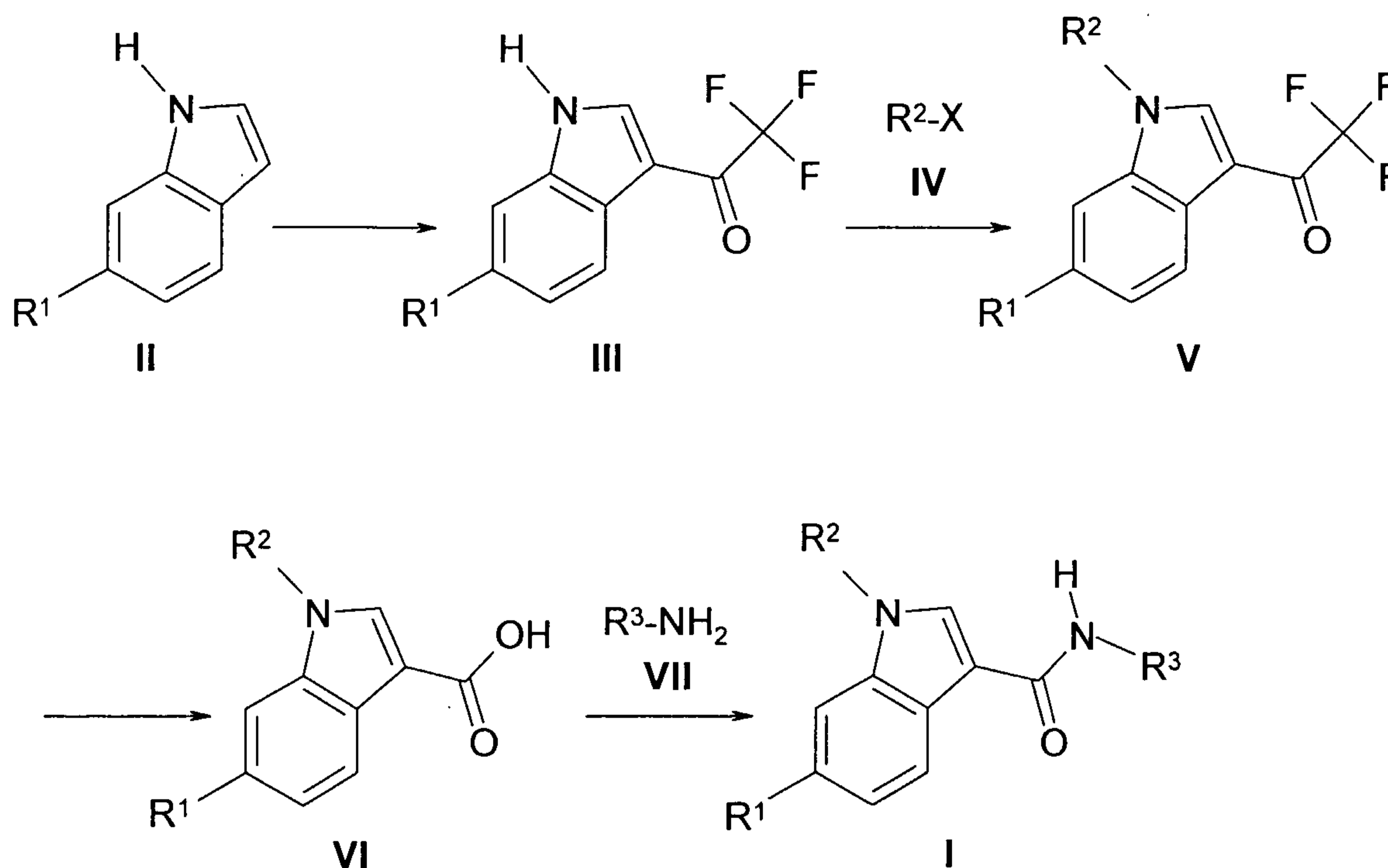
[033] Further preferable compounds according to the present invention are selected from the group consisting of:

6-chloro-1-isopropyl-1H-indole-3-carboxylic acid (5-methyl-thiazol-2-yl)-amide;  
6-chloro-1-isopropyl-1H-indole-3-carboxylic acid (4-methyl-thiazol-2-yl)-amide;  
6-chloro-1-isopropyl-1H-indole-3-carboxylic acid (5-chloro-thiazol-2-yl)-amide;  
6-chloro-1-isopropyl-1H-indole-3-carboxylic acid (5-bromo-thiazol-2-yl)-amide;  
{2-[(6-chloro-1-isopropyl-1H-indole-3-carbonyl)-amino]-thiazol-4-yl}-acetic acid ethyl ester;  
and pharmaceutically acceptable salts thereof.

[034] Further preferable compounds according to the present invention are selected from the group consisting of:

6-chloro-1-isopropyl-1H-indole-3-carboxylic acid (5-methyl-pyridin-2-yl)-amide;  
6-chloro-1-isopropyl-1H-indole-3-carboxylic acid (5-trifluoromethyl-pyridin-2-yl)-amide;  
6-chloro-1-isopropyl-1H-indole-3-carboxylic acid (5-chloro-pyridin-2-yl)-amide;  
6-chloro-1-isopropyl-1H-indole-3-carboxylic acid (5-bromo-pyridin-2-yl)-amide;  
and pharmaceutically acceptable salts thereof.

[035] The compound of formula I can be prepared according to the following Reaction Scheme:

**Reaction Scheme**

wherein  $R^1$ ,  $R^2$ , and  $R^3$  are as above, and X is a halogen, preferably iodo or bromo.

**[036]** In the first step of this Reaction Scheme, an indole compound of formula II is converted into the corresponding 3-trifluoroacetylindole compound of formula III by treatment with trifluoroacetic anhydride in a polar, water-miscible solvent such as tetrahydrofuran or *N,N*-dimethylformamide (*J. Chem. Soc.* **1954**, 1651-1653; *Org. Prep. Proc. Int.* **1970**, 2, 297-303).

**[037]** The 3-trifluoroacetylindole compound of formula III can then be reacted with the alkyl halide of formula IV to produce the N-alkylated compound of formula V. This reaction can be carried out by any conventional means of N-alkylation of an indole. The preferred conditions for N-alkylation of the 3-trifluoroacetylindole compound of formula III include deprotonation of the indole-NH with excess potassium carbonate in *N,N*-dimethylformamide followed by treatment with the desired alkyl halide and then subsequent heating of the reaction mixture at high temperatures, from 60°C to 75°C being preferred.

- [038] The N-alkylated 3-trifluoroacetylindole compound of formula V can then be converted to the N-alkylated indole-3-carboxylic acid compound of formula VI. The compound of formula V readily undergoes a haloform cleavage reaction with 20% aqueous sodium hydroxide under refluxing conditions to afford the desired indole-3-carboxylic acid compound of formula VI (*J. Chem. Soc.* **1954**, 1651-1653; *Org. Prep. Proc. Int.* **1970**, 2, 297-303).
- [039] The compound of formula VI is then condensed with the compound of formula VII *via* conventional peptide coupling to produce the desired compound of formula I. In carrying out this reaction, any conventional method of condensing a primary amine with a carboxylic acid can be utilized to effect this conversion.
- [040] The indoles of formula II wherein R<sup>1</sup> is chloro [6-chloroindole], fluoro [6-fluoroindole], bromo [6-bromoindole], nitro [6-nitroindole], amino [6-aminoindole], cyano [6-cyanoindole], methyl [6-methylindole], trifluoromethyl [6-(trifluoro-methyl)indole], hydroxy [6-hydroxyindole], methoxy [6-methoxyindole], and benzyloxy [6-benzyloxyindole] are commercially available.
- [041] The indoles of formula II wherein R<sup>1</sup> is trifluoromethoxy, methylthio, and iodo can be prepared from those skilled in the art by using synthetic transformations reported in the chemical literature: (a) 6-(trifluoromethoxy)indole, *J. Med. Chem.* **1998**, 41(10), 1598-1612; (b) 6-(methylthio)indole, PCT Int. Appl. (1998), WO 9804553 A1; and (c) 6-iodoindole, *Heterocycles* **1987**, 26(11), 2817-2822.
- [042] The indoles of formula II wherein R<sup>1</sup> is amino and hydroxy must be protected before carrying out the Reaction Scheme. The amino group and hydroxy group can be protected with any conventional acid removable group. The protecting groups are then removed from the amine and hydroxy groups after the step of coupling the compound of formula VI with the amine of formula VII to produce the desired compounds of formula I.
- [043] Once the compounds of formula I wherein R<sup>1</sup> is methylthio are available, they can be converted to the corresponding compounds of formula I wherein R<sup>1</sup> is



methylsulfinyl. Any conventional method of oxidizing a methylthio substituent to a methylsulfinyl substituent (sulfoxide) can be utilized to effect this conversion. On the otherhand, if it is desired to produce compounds of formula I wherein R<sup>1</sup> is methylsulfonyl, the compounds of formula I wherein R<sup>1</sup> is methylthio can also be used as starting materials. Any conventional method of oxidizing a methylthio substituent to methylsulfonyl substituent can be utilized to effect this conversion.

[044] The amino heteroaromatic compounds of formula VII are commercially available, or are known in the chemical literature, or can be prepared from those skilled in the art by using adaptations of standard synthetic transformations reported in the chemical literature. To produce the compounds of formula I, the synthetic conversions described herein to produce the desired R<sup>3</sup> substituents can take place either before or after the compounds of formula VII are converted to the compounds of formula I.

[045] For example, the amino heteroaromatic compounds of formula VII, wherein one of the substitutions is  $-(\text{CH}_2)_n\text{COOR}^5$  and where  $n = 0$  or  $1$  and  $\text{R}^5$  is hydrogen or lower alkyl, can be prepared from the corresponding carboxylic acids  $-(\text{CH}_2)_n\text{COOR}^5$  ( $n = 0$  and  $\text{R}^5$  is hydrogen). Any conventional carbon homologation method can be utilized to convert a lower carboxylic acid to its higher homologs (see for example, Skeean, R. W.; Goel, O. P. *Synthesis*, 1990, 628), which in turn can then be converted to the corresponding lower alkyl esters using any conventional esterification methods. The amino heteroaromatic compounds of formula VII, wherein one of the substitutions is  $-(\text{CH}_2)_n\text{C}(=\text{O})\text{NHR}^5$  and where  $n = 0$  or  $1$  and  $\text{R}^5$  is hydrogen or lower alkyl, can in turn be made by the above mentioned carboxylic acids. Any conventional means of converting carboxylic acids to the corresponding amides may be utilized to effect this conversion. In turn, the lower alkyl amides can be converted to the corresponding amines of formula VII, wherein one of the substitutions is  $-(\text{CH}_2)_n\text{NHR}^5$  and where  $n=1$ , by any conventional amide reduction method. The amino heteroaromatic compounds of formula VII, wherein one of the claimed substitutions is  $-(\text{CH}_2)_n\text{OR}^5$  and where  $n = 1$ , can be prepared from the above said corresponding lower alkyl esters. The lower alkyl esters can be converted to the corresponding alcohols using any conventional ester reduction method.

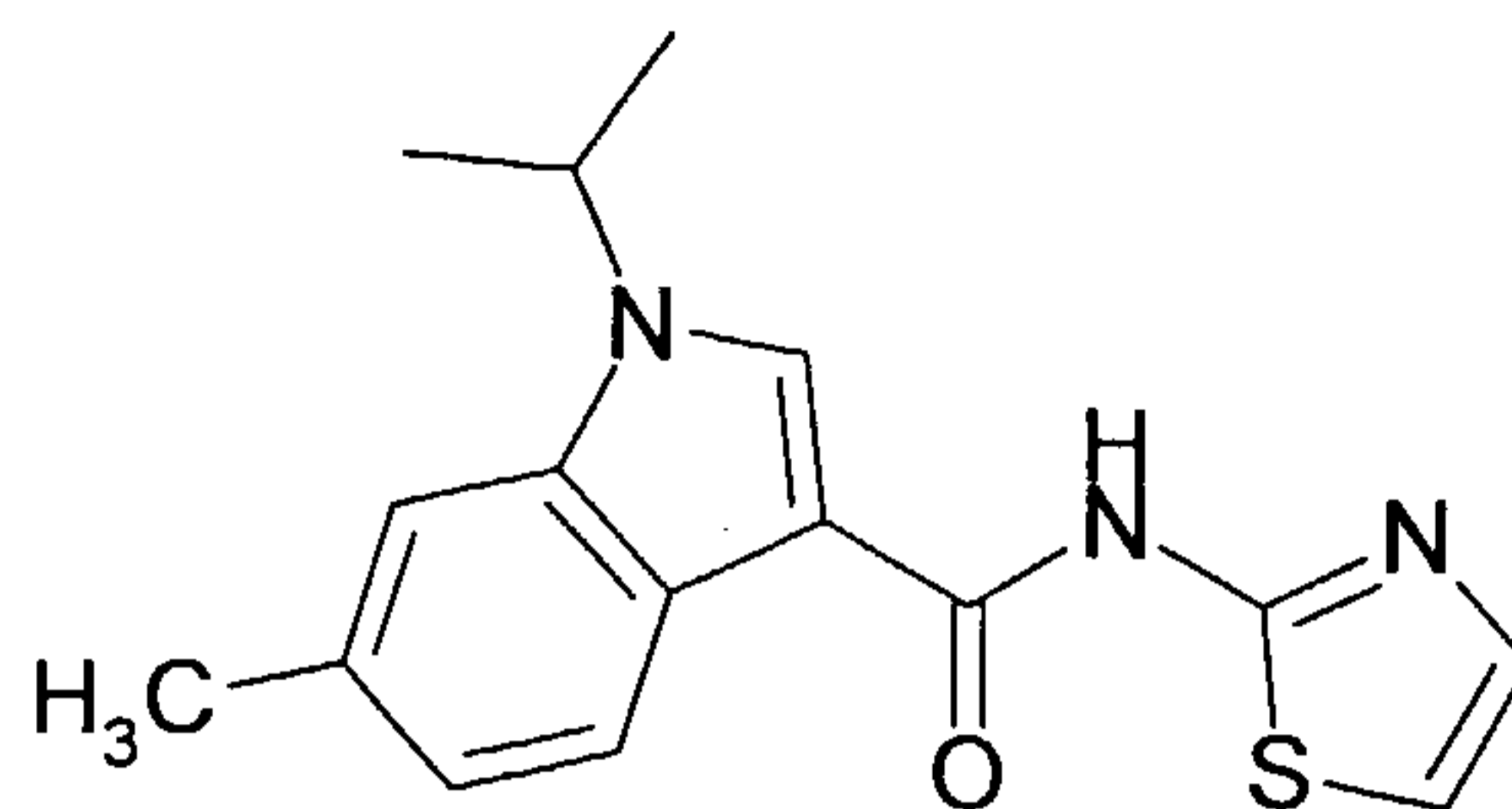
- [046] Such amines and alcohols described above would have to be selectively protected before carrying out the condensation step. The amino group and alcohol group can be protected with any conventional acid removable group. The protecting groups are then removed from the amine and alcohol groups after the coupling step to produce the desired compounds of formula I.
- [047] If it is desired to produce the amino heteroaromatic compounds of formula VII wherein one of the substituents is cyano or the compound of formula I wherein one of the substituents on the five- or six-membered heteroaromatic ring is cyano, then the corresponding halogen (especially bromo) can be utilized as the starting material. Any conventional method of converting a halogen to a cyanide may be utilized to effect this conversion.
- [048] All of the compounds of formula I, which include the compounds set forth in the Examples, activated glucokinase *in vitro* by the procedure of Biological Activity Example A. In this manner, they increase the flux of glucose metabolism, which causes increased insulin secretion. Therefore, the compounds of formula I are glucokinase activators useful for increasing insulin secretion.
- [049] On the basis of their capability of activating glucokinase, the compounds of above formula I can be used as medicaments for the treatment of type II diabetes. Therefore, as mentioned earlier, medicaments containing a compound of formula I are also an object of the present invention, as is a process for the manufacture of such medicaments, which process comprises bringing one or more compounds of formula I and, if desired, one or more other therapeutically valuable substances into a galenical administration form, e.g. by combining a compound of formula I with a pharmaceutically acceptable carrier and/or adjuvant.
- [050] The pharmaceutical compositions may be administered orally, for example in the form of tablets, coated tablets, dragées, hard or soft gelatine capsules, solutions, emulsions or suspensions. Administration can also be carried out rectally, for example using suppositories; locally or percutaneously, for example using ointments, creams, gels or solutions; or parenterally, e.g. intravenously,

intramuscularly, subcutaneously, intrathecally or transdermally, using for example injectable solutions. Furthermore, administration can be carried out sublingually or as an aerosol, for example in the form of a spray. For the preparation of tablets, coated tablets, dragées or hard gelatine capsules the compounds of the present invention may be admixed with pharmaceutically inert, inorganic or organic excipients. Examples of suitable excipients for tablets, dragées or hard gelatine capsules include lactose, maize starch or derivatives thereof, talc or stearic acid or salts thereof. Suitable excipients for use with soft gelatine capsules include for example vegetable oils, waxes, fats, semi-solid or liquid polyols etc.; according to the nature of the active ingredients it may however be the case that no excipient is needed at all for soft gelatine capsules. For the preparation of solutions and syrups, excipients which may be used include for example water, polyols, saccharose, invert sugar and glucose. For injectable solutions, excipients which may be used include for example water, alcohols, polyols, glycerine, and vegetable oils. For suppositories, and local or percutaneous application, excipients which may be used include for example natural or hardened oils, waxes, fats and semi-solid or liquid polyols. The pharmaceutical compositions may also contain preserving agents, solubilising agents, stabilising agents, wetting agents, emulsifiers, sweeteners, colorants, odorants, salts for the variation of osmotic pressure, buffers, coating agents or antioxidants. As mentioned earlier, they may also contain other therapeutically valuable agents. It is a prerequisite that all adjuvants used in the manufacture of the preparations are non-toxic.

[051] Preferred forms of use are intravenous, intramuscular or oral administration, most preferred is oral administration. The dosages in which the compounds of formula I are administered in effective amounts depend on the nature of the specific active ingredient, the age and the requirements of the patient and the mode of application. In general, dosages of about 1-100 mg/kg body weight per day come into consideration.

[052] The present invention encompasses the following examples.

**Example 1**  
**1-Isopropyl-6-methyl-1H-indole-3-carboxylic acid thiazol-2-ylamide**



[053] A solution of 6-methyl-1H-indole (1.0 g, 7.62 mmol) in tetrahydrofuran (10 mL) cooled to 0°C was treated with trifluoroacetic anhydride (1.62 mL, 11.43 mmol). The reaction was stirred at 0°C for 1 h. At this time, the resulting precipitate was collected by filtration, washed with water, and dried *in vacuo* to afford 2,2,2-trifluoro-1-(6-methyl-1H-indol-3-yl)-ethanone (146 mg, 8%) as a white solid: mp 216-218°C; EI-HRMS m/e calcd for C<sub>11</sub>H<sub>8</sub>F<sub>3</sub>NO (M<sup>+</sup>) 227.0558, found 227.0554.

[054] A solution of 2,2,2-trifluoro-1-(6-methyl-1H-indol-3-yl)-ethanone (1.5 g, 6.60 mmol) in *N,N*-dimethylformamide (15 mL) at 25°C was treated with potassium carbonate (2.28 g, 16.51 mmol). The resulting mixture was stirred at 25°C for 15 min and then treated with 2-iodopropane (0.99 mL, 9.90 mmol). The reaction was heated at 65°C for 3 h. At this time, the reaction was cooled to 25°C and was partitioned between water (100 mL) and ethyl acetate (100 mL). The organic layer was then washed with a 1N aqueous hydrochloric acid solution (1 x 50 mL) and a saturated aqueous sodium chloride solution (1 x 50 mL), dried over magnesium sulfate, filtered, and concentrated *in vacuo*. Biotage chromatography (FLASH 40M, Silica, 4/1 hexanes/ethyl acetate) afforded 2,2,2-trifluoro-1-(1-isopropyl-6-methyl-1H-indol-3-yl)-ethanone (1.61 g, 90.6%) as a pink solid: mp 65-68°C; EI-HRMS m/e calcd for C<sub>14</sub>H<sub>14</sub>F<sub>3</sub>NO (M<sup>+</sup>) 269.1027, found 269.1037.

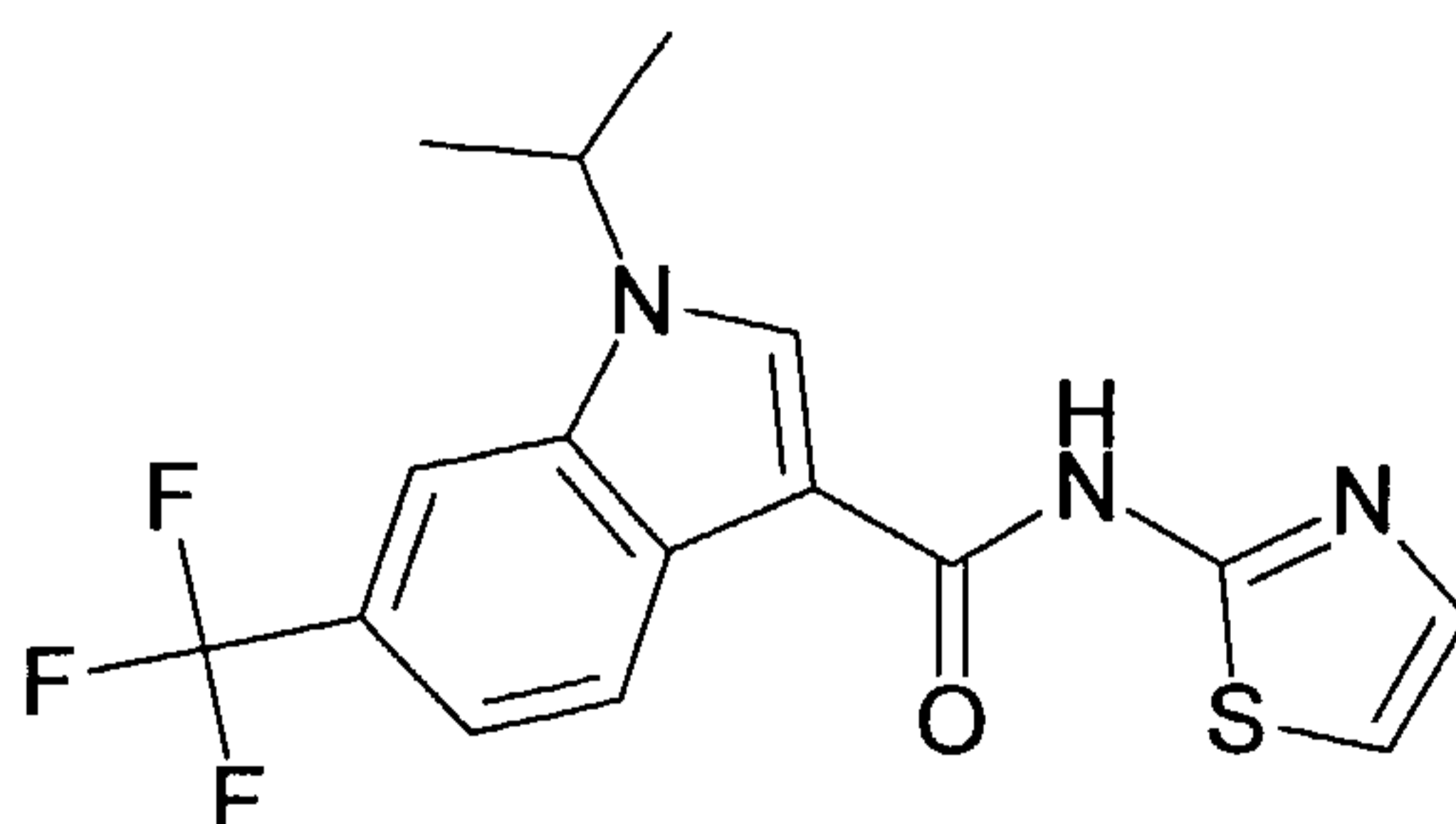
[055] A solution of 2,2,2-trifluoro-1-(1-isopropyl-6-methyl-1H-indol-3-yl)-ethanone (1.50 g, 5.57 mmol) in a 20% aqueous sodium hydroxide solution (20 mL) was heated at 110°C for 18 h. At this time, the reaction was cooled to 25°C, partitioned between water (150 mL) and ethyl acetate (150 mL), and then treated with a 1N aqueous hydrochloric acid solution (50 mL). The organic layer was

washed with a saturated aqueous sodium bicarbonate solution (1 x 50 mL), water (1 x 50 mL), and a saturated aqueous sodium chloride solution (1 x 50 mL). The organic layer was then dried over magnesium sulfate, filtered, and concentrated *in vacuo* to afford 1-isopropyl-6-methyl-1H-indole-3-carboxylic acid (1.19 g, 98%) as a yellow solid: mp 185-186°C; EI-HRMS m/e calcd for C<sub>13</sub>H<sub>15</sub>NO<sub>2</sub> (M<sup>+</sup>) 217.1103, found 217.1110.

[056] A solution of triphenylphosphine (628 mg, 2.39 mmol) in methylene chloride (5 mL) cooled to 0°C was treated with *N*-bromosuccinimide (425 mg, 2.39 mmol). The reaction was stirred at 0°C for 15 min and then was treated with 1-isopropyl-6-methyl-1H-indole-3-carboxylic acid (400 mg, 1.84 mmol). The reaction was stirred at 0°C for 15 min and then was allowed to warm to 25°C where it was stirred for 30 min. The reaction was then treated with 2-aminothiazole (424 mg, 4.23 mmol) and stirred at 25°C for 16 h. At this time, the mixture was partitioned between water (75 mL) and ethyl acetate (75 mL) and treated with a 1N aqueous hydrochloric acid solution (40 mL). The organic layer was washed with a saturated aqueous sodium bicarbonate solution (1 x 40 mL) and a saturated aqueous sodium chloride solution (1 x 40 mL), dried over magnesium sulfate, filtered, and concentrated *in vacuo*. Biotage chromatography (FLASH 40M, Silica, 1/1 hexanes/ethyl acetate) afforded 1-isopropyl-6-methyl-1H-indole-3-carboxylic acid thiazol-2-ylamide (229 mg, 41.5%) as a tan solid: mp 215-217°C; EI-HRMS m/e calcd for C<sub>16</sub>H<sub>17</sub>N<sub>3</sub>OS (M<sup>+</sup>) 363.0041, found 363.0034.

### Example 2

#### 1-Isopropyl-6-trifluoromethyl-1H-indole-3-carboxylic acid thiazol-2-ylamide



[057] A solution of 6-trifluoromethyl-1H-indole (2.0 g, 10.80 mmol) in tetrahydrofuran (10 mL) cooled to 0°C was treated with trifluoroacetic anhydride (2.29 mL, 16.20 mmol). The reaction was stirred at 0°C for 1 h and then allowed

to warm to 25°C where it was stirred for 16 h. At this time, the reaction was poured into water (150 mL) and was stirred at 25°C for 5 min. The resulting precipitate was collected by filtration, washed with water (200 mL), and dried *in vacuo* to afford 2,2,2-trifluoro-1-(6-trifluoromethyl-1H-indol-3-yl)-ethanone (2.95 g, 97%) as a white solid: mp 250-251°C; EI-HRMS m/e calcd for C<sub>11</sub>H<sub>5</sub>F<sub>6</sub>NO (M<sup>+</sup>) 281.0275, found 281.0266.

[058] A solution of 2,2,2-trifluoro-1-(6-trifluoromethyl-1H-indol-3-yl)-ethanone (1.0 g, 3.56 mmol) in *N,N*-dimethylformamide (10 mL) at 25°C was treated with potassium carbonate (1.22 g, 8.89 mmol). The resulting mixture was stirred at 25°C for 10 min. At this time, the reaction was treated with 2-iodopropane (0.53 mL, 5.34 mmol). The reaction was heated at 65°C for 4 h. At this time, the reaction was cooled to 25°C and was partitioned between water (75 mL) and ethyl acetate (75 mL). The organic layer was washed with a 1N aqueous hydrochloric acid solution (1 x 25 mL), water (1 x 50 mL), and a saturated aqueous sodium chloride solution (1 x 50 mL). The organic layer was then dried over magnesium sulfate, filtered, and concentrated *in vacuo* to afford 2,2,2-trifluoro-1-(1-isopropyl-6-trifluoromethyl-1H-indol-3-yl)-ethanone (850 mg, 74%) as a pale orange solid: mp 92-93°C; EI-HRMS m/e calcd for C<sub>14</sub>H<sub>11</sub>F<sub>6</sub>NO (M<sup>+</sup>) 323.0745, found 323.0739.

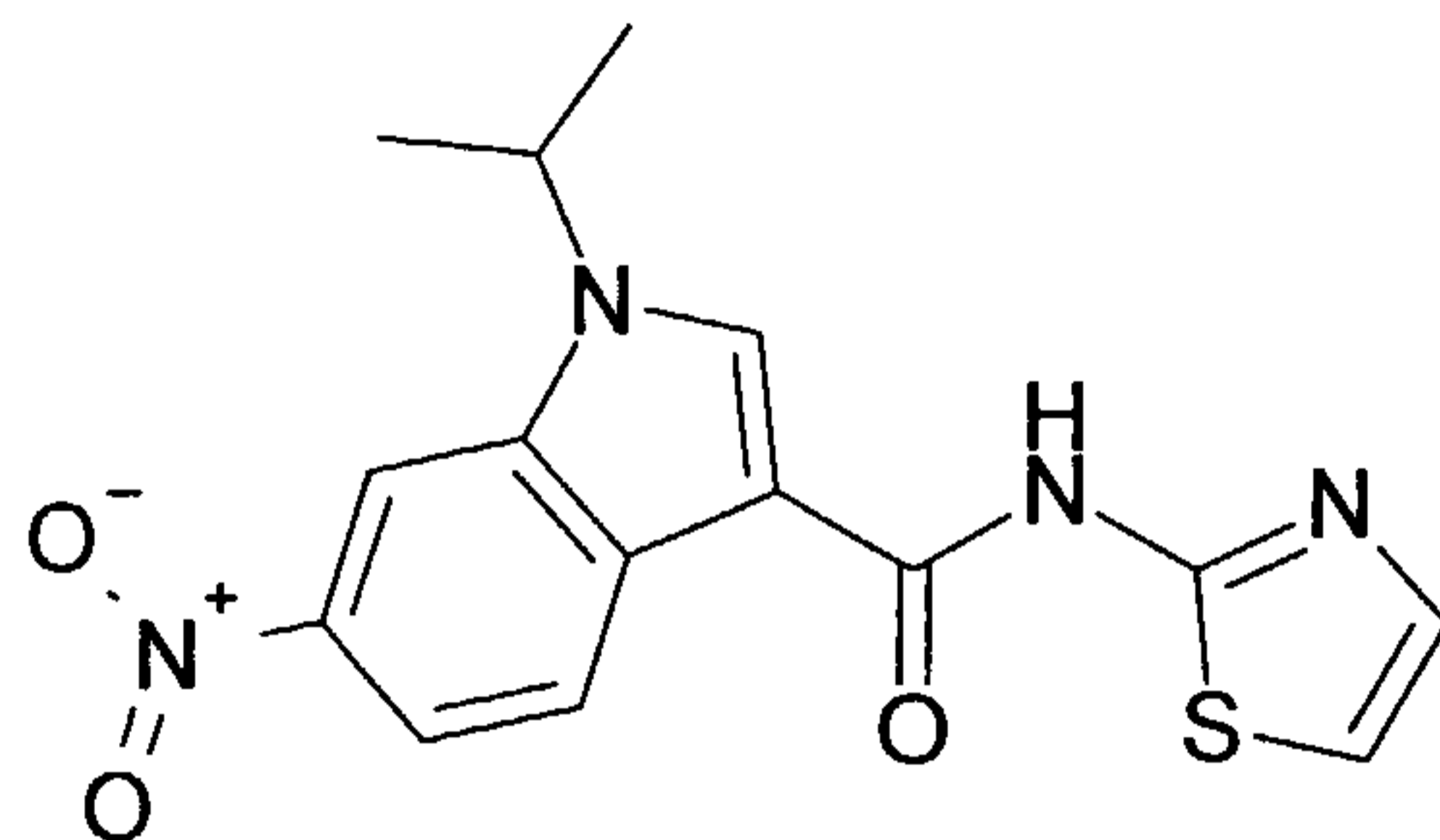
[059] A solution of 2,2,2-trifluoro-1-(1-isopropyl-6-trifluoromethyl-1H-indol-3-yl)-ethanone (800 mg, 2.48 mmol) in a 20% aqueous sodium hydroxide solution (12 mL) was heated at 110°C for 3 h. At this time, the reaction was cooled to 25°C, partitioned between water (100 mL) and ethyl acetate (100 mL), and treated with a 1N aqueous hydrochloric acid solution (50 mL). The organic layer was dried over magnesium sulfate, filtered, and concentrated *in vacuo* to afford 1-isopropyl-6-trifluoromethyl-1H-indole-3-carboxylic acid (704 mg, 99%) as a yellow solid: mp 177-178°C; EI-HRMS m/e calcd for C<sub>13</sub>H<sub>12</sub>F<sub>3</sub>NO<sub>2</sub> (M<sup>+</sup>) 271.0820, found 271.0807.

[060] A solution of triphenylphosphine (377 mg, 1.44 mmol) in methylene chloride (4 mL) cooled to 0°C was treated with *N*-bromosuccinimide (256 mg, 1.44 mmol). The reaction was stirred at 0°C for 15 min. At this time, the reaction was treated

with 1-isopropyl-6-trifluoromethyl-1H-indole-3-carboxylic acid (300 mg, 1.11 mmol). The reaction was stirred at 0°C for 5 min and then was allowed to warm to 25°C where it was stirred for 30 min. The reaction was then treated with 2-aminothiazole (255 mg, 2.54 mmol) and stirred at 25°C for 24 h. At this time, the mixture was partitioned between water (50 mL) and ethyl acetate (50 mL) and treated with a 1N aqueous hydrochloric acid solution (25 mL). The organic layer was washed with a saturated aqueous sodium bicarbonate solution (1 x 25 mL) and a saturated aqueous sodium chloride solution (1 x 25 mL), dried over magnesium sulfate, filtered, and concentrated *in vacuo*. Biotage chromatography (FLASH 40S, Silica, diethyl ether) afforded 1-isopropyl-6-trifluoromethyl-1H-indole-3-carboxylic acid thiazol-2-ylamide (43 mg, 11%) as a light pink solid: mp 246-247°C; EI-HRMS m/e calcd for C<sub>16</sub>H<sub>14</sub>F<sub>3</sub>N<sub>3</sub>OS (M<sup>+</sup>) 353.0810, found 353.0801.

### Example 3

#### 1-Isopropyl-6-nitro-1H-indole-3-carboxylic acid thiazol-2-ylamide



[061] A solution of 6-nitro-1H-indole (1.0 g, 6.17 mmol) in tetrahydrofuran (5 mL) cooled to 0°C was treated with trifluoroacetic anhydride (1.31 mL, 9.25 mmol). The reaction was stirred at 0°C for 1 h and then was allowed to warm to 25°C where it was stirred for 16 h. At this time, the reaction was poured into water (100 mL) and stirred at 25°C for 5 min. The resulting precipitate was collected by filtration, washed with water (100 mL), and dried *in vacuo*. This solid was re-dissolved in tetrahydrofuran (8 mL) at 25°C, and the resulting solution was treated with trifluoroacetic anhydride (1 mL, 7.08 mmol) and was stirred at 25°C for 1 h. The resulting precipitate was collected by filtration, washed with water, and dried *in vacuo* to afford 2,2,2-trifluoro-1-(6-nitro-1H-indol-3-yl)-ethanone (646 mg, 40%) as a yellow solid: mp 263-265°C; EI-HRMS m/e calcd for C<sub>10</sub>H<sub>5</sub>F<sub>3</sub>N<sub>2</sub>O<sub>3</sub> (M<sup>+</sup>) 258.0252, found 258.0253.

[062] A solution of 2,2,2-trifluoro-1-(6-nitro-1H-indol-3-yl)-ethanone (1.0 g, 3.87 mmol) in *N,N*-dimethylformamide (10 mL) at 25°C was treated with potassium carbonate (1.34 g, 9.68 mmol). The resulting mixture was stirred at 25°C for 10 min and then treated with 2-iodopropane (0.58 mL, 5.81 mmol). The reaction was heated at 65°C for 3 h. At this time, the reaction was cooled to 25°C and was partitioned between water (50 mL) and ethyl acetate (50 mL). This mixture was treated with a 1N aqueous hydrochloric acid solution (25 mL). The organic layer was washed with water (1 x 50 mL) and a saturated aqueous sodium chloride solution (1 x 50 mL), dried over magnesium sulfate, filtered, and concentrated *in vacuo* to afford 2,2,2-trifluoro-1-(1-isopropyl-6-nitro-1H-indol-3-yl)-ethanone (581 mg, 98%) as a yellow solid: mp 143-145°C; EI-HRMS *m/e* calcd for C<sub>14</sub>H<sub>14</sub>F<sub>3</sub>NO (M<sup>+</sup>) 269.1027, found 269.1037.

[063] A solution of 2,2,2-trifluoro-1-(1-isopropyl-6-nitro-1H-indol-3-yl)-ethanone (525 mg, 1.75 mmol) in a 20% aqueous sodium hydroxide solution (10 mL) was heated at 110°C for 2 h. At this time, the reaction was cooled to 25°C, partitioned between water (75 mL) and ethyl acetate (75 mL), and treated with a 1N aqueous hydrochloric acid solution (25 mL). The organic layer was washed with water (1 x 50 mL) and a saturated aqueous sodium chloride solution (1 x 50 mL), dried over magnesium sulfate, filtered, and concentrated *in vacuo* to afford 1-isopropyl-6-nitro-1H-indole-3-carboxylic acid (436 mg, 99%) as a yellow solid: mp 242-243°C; EI-HRMS *m/e* calcd for C<sub>12</sub>H<sub>12</sub>N<sub>2</sub>O<sub>4</sub> (M<sup>+</sup>) 248.0797, found 248.0796.

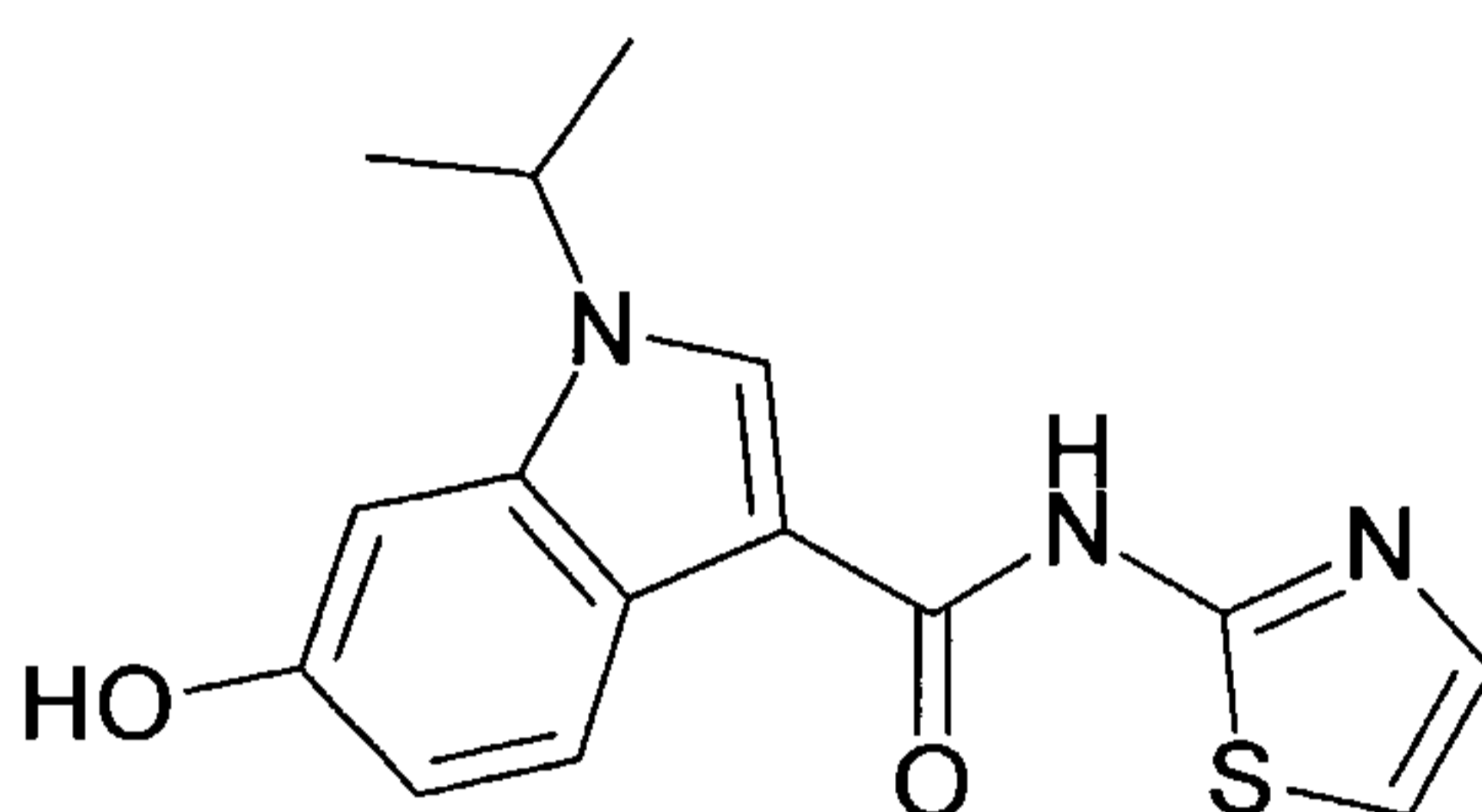
[064] A solution of 1-isopropyl-6-nitro-1H-indole-3-carboxylic acid (200 mg, 0.81 mmol) in methylene chloride (4 mL) and *N,N*-diisopropylethylamine (0.32 mL, 1.85 mmol) at 25°C was treated with benzotriazol-1-yloxy-tris(dimethylamino) phosphonium hexafluoro-phosphate (463 mg, 1.05 mmol). The reaction was stirred at 25°C for 20 min. At this time, the reaction was treated with 2-aminothiazole (186 mg, 1.85 mmol) and was stirred at 25°C for 24 h. At this time, the reaction mixture was partitioned between water (50 mL) and ethyl acetate (50 mL) and was treated with a 1N aqueous hydrochloric acid solution (25 mL). The organic layer was washed with a saturated aqueous sodium chloride solution, dried over magnesium sulfate, filtered, and concentrated *in vacuo*. The resulting



solid was dissolved in a hot solution of 1/1 hexanes/ethyl acetate and then filtered. The filtrate was cooled in the freezer for 1 h. At this time, the resulting solid was collected by filtration. The filtrate was concentrated *in vacuo*. Biotage chromatography (FLASH 40S, Silica, 1/1 hexanes/ethyl acetate) afforded 1-isopropyl-6-nitro-1H-indole-3-carboxylic acid thiazol-2-ylamide (13 mg, 4.9%) as a yellow solid: mp 236-239°C; EI-HRMS m/e calcd for C<sub>15</sub>H<sub>14</sub>N<sub>4</sub>O<sub>3</sub>S (M<sup>+</sup>) 330.0786, found 330.0792.

#### Example 4

#### 6-Hydroxy-1-isopropyl-1H-indole-3-carboxylic acid thiazol-2-ylamide



[065] A solution of 6-methoxy-1H-indole (927 mg, 6.30 mmol) in tetrahydrofuran (5 mL) cooled to 0°C was treated with trifluoroacetic anhydride (1.33 mL, 9.45 mmol) followed by additional tetrahydrofuran (3 mL). The reaction was stirred at 0°C for 30 min. At this time, the reaction was poured into water (75 mL). The resulting precipitate was collected by filtration, washed with water, and dried *in vacuo* to afford 2,2,2-trifluoro-1-(6-methoxy-1H-indol-3-yl)-ethanone (1.56 g, 94.5%) as a yellow solid: mp 206-208°C; EI-HRMS m/e calcd for C<sub>11</sub>H<sub>8</sub>F<sub>3</sub>NO<sub>2</sub> (M<sup>+</sup>) 243.0507, found 243.0515.

[066] A solution of 2,2,2-trifluoro-1-(6-methoxy-1H-indol-3-yl)-ethanone (1.0 g, 4.11 mmol) in *N,N*-dimethylformamide (10 mL) at 25°C was treated with potassium carbonate (1.42 mg, 10.28 mmol). The resulting mixture was stirred at 25°C for 30 min and then was treated with 2-iodopropane (0.62 mL, 6.17 mmol). The reaction was heated at 65°C for 20 h. At this time, the reaction was cooled to 25°C and was partitioned between water (50 mL) and ethyl acetate (50 mL). This mixture was treated with a 1N aqueous hydrochloric acid solution (25 mL), shaken, and separated. The organic layer was washed with water (1 x 50 mL) and a saturated aqueous sodium chloride solution (1 x 50 mL), dried over magnesium sulfate, filtered, and concentrated *in vacuo*. Biotage chromatography (FLASH

40M, Silica, 3/1 hexanes/ethyl acetate) afforded 2,2,2-trifluoro-1-(1-isopropyl-6-methoxy-1H-indol-3-yl)-ethanone (99 mg, 85%) as a yellow solid: mp 58-60°C; EI-HRMS m/e calcd for C<sub>14</sub>H<sub>14</sub>F<sub>3</sub>NO<sub>2</sub> (M<sup>+</sup>) 285.0977, found 285.0974.

[067] A solution of 2,2,2-trifluoro-1-(1-isopropyl-6-methoxy-1H-indol-3-yl)-ethanone (950 mg, 3.33 mmol) in a 20% aqueous sodium hydroxide solution (12 mL) was heated at 105°C for 18 h. At this time, the reaction was cooled to 25°C, partitioned between water (50 mL) and ethyl acetate (50 mL), and treated with a 1N aqueous hydrochloric acid solution (35 mL). The organic layer was dried over magnesium sulfate, filtered, and concentrated *in vacuo*. The resulting solids were collected by filtration, washed with petroleum ether, and dried *in vacuo* to afford 1-isopropyl-6-methoxy-1H-indole-3-carboxylic acid (553 mg, 71%) as orange needles: mp 162-163°C; EI-HRMS m/e calcd for C<sub>13</sub>H<sub>15</sub>NO<sub>3</sub> (M<sup>+</sup>) 233.1052, found 233.1056.

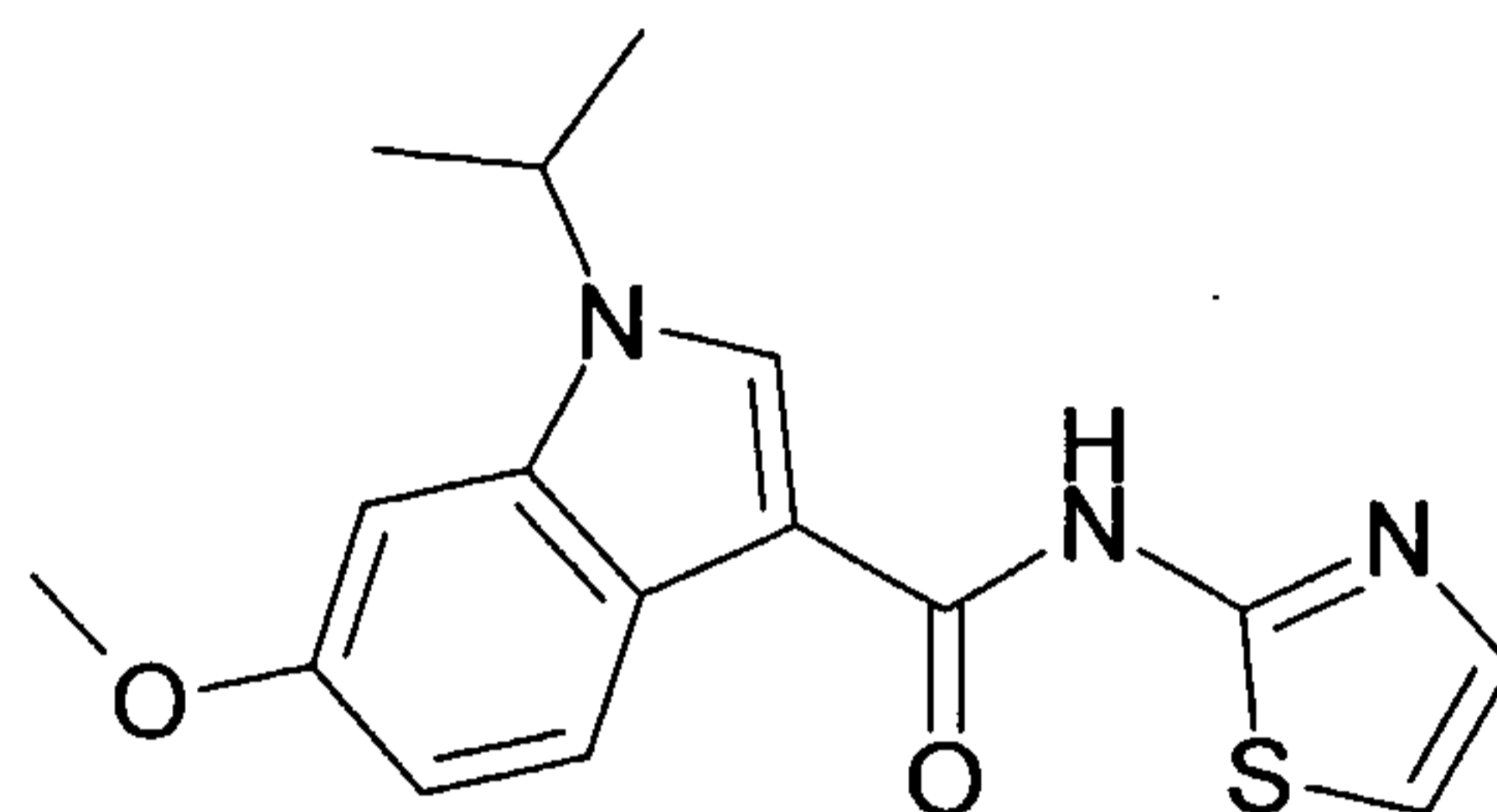
[068] A solution of triphenylphosphine (219 mg, 0.84 mmol) in methylene chloride (3 mL) cooled to 0°C was treated with *N*-bromosuccinimide (149 mg, 0.84 mmol). The reaction was stirred at 0°C for 15 min. At this time, the reaction was treated with 1-isopropyl-6-methoxy-1H-indole-3-carboxylic acid (150 mg, 0.64 mmol). The reaction was stirred at 0°C for 5 min and then was allowed to warm to 25°C where it was stirred for 30 min. The reaction was then treated with 2-aminothiazole (148 mg, 1.48 mmol) and stirred at 25°C for 24 h. At this time, the mixture was partitioned between water (50 mL) and ethyl acetate (50 mL) and treated with a 1N aqueous hydrochloric acid solution (25 mL). The organic layer was washed with a saturated aqueous sodium bicarbonate solution (1 x 25 mL) and a saturated aqueous sodium chloride solution (1 x 25 mL). The organic layer was then dried over magnesium sulfate, filtered, and concentrated *in vacuo*. Biotage chromatography (FLASH 40S, Silica, 1/1 hexanes/ethyl acetate) afforded 1-isopropyl-6-methoxy-1H-indole-3-carboxylic acid thiazol-2-ylamide (101 mg, 50%) as tan solid: mp 182-185°C; EI-HRMS m/e calcd for C<sub>16</sub>H<sub>17</sub>N<sub>3</sub>O<sub>2</sub>S (M<sup>+</sup>) 315.1041, found 315.1039.

[069] A 1.0M solution of boron tribromide in methylene chloride (2.70 mL, 2.70 mmol) at 25°C was treated with a solution of 1-isopropyl-6-methoxy-1H-indole-3-

carboxylic acid thiazol-2-ylamide (85 mg, 0.27 mmol) in methylene chloride (2.7 mL). The reaction was stirred at 25°C for 1 h. At this time, the reaction was cooled to 0°C and then was treated with a 20% aqueous ammonium hydroxide solution (3 mL). The reaction mixture was stirred at 0°C for 15 min. At this time, the resulting precipitate was collected by filtration to afford (6-hydroxy-1-isopropyl-1H-indole-3-carboxylic acid thiazol-2-ylamide (31.9 mg, 39%) as a yellow solid: mp 239-241°C; EI-HRMS m/e calcd for C<sub>15</sub>H<sub>15</sub>N<sub>3</sub>O<sub>2</sub>S (M<sup>+</sup>) 315.1041, found 315.1039.

### Example 5

#### 1-Isopropyl-6-methoxy-1H-indole-3-carboxylic acid thiazol-2-ylamide



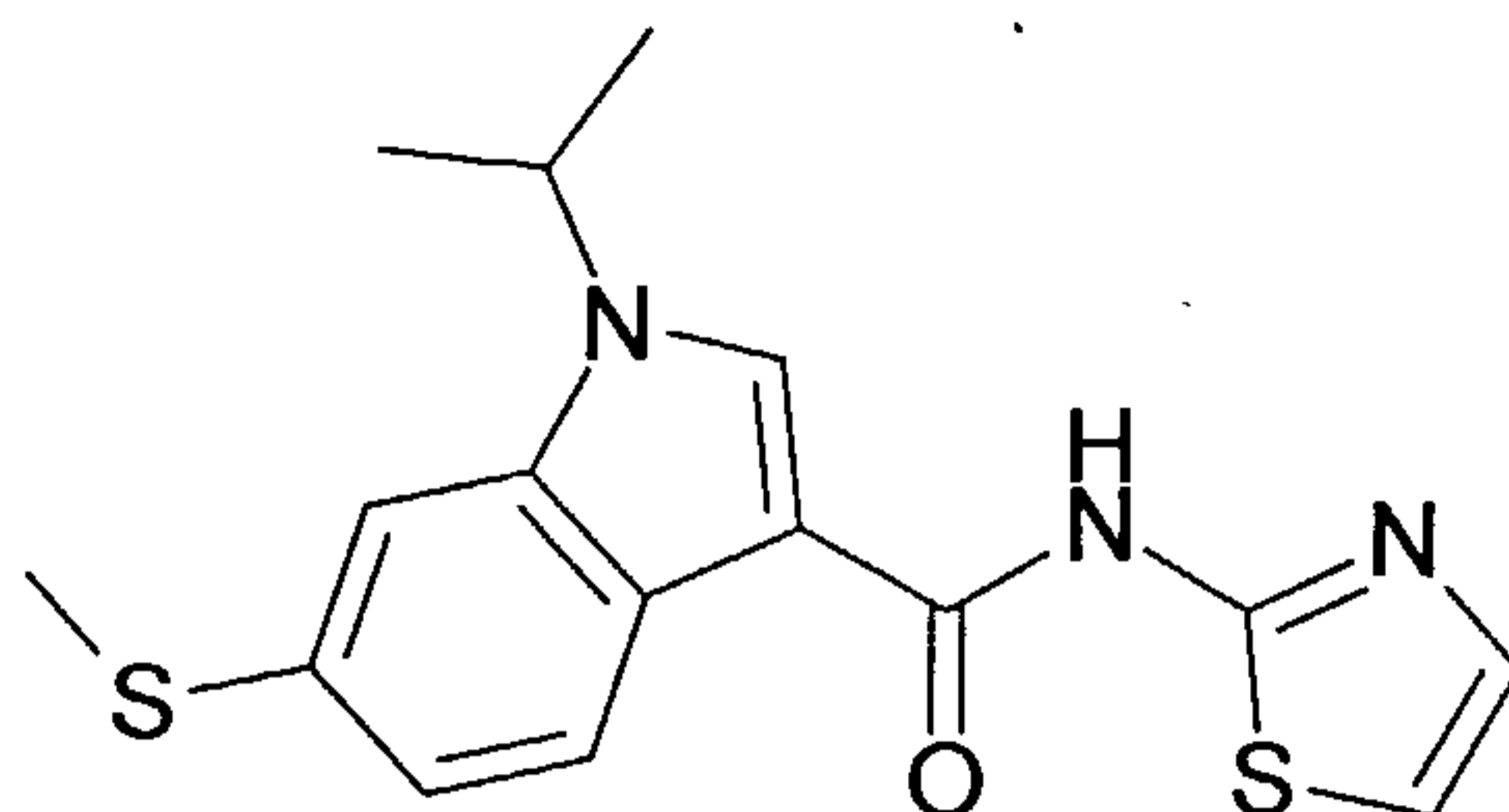
[070] A solution of 6-methoxy-1H-indole (927 mg, 6.30 mmol) in tetrahydrofuran (5 mL) cooled to 0°C was treated with trifluoroacetic anhydride (1.33 mL, 9.45 mmol) followed by additional tetrahydrofuran (3 mL). The reaction was stirred at 0°C for 30 min. At this time, the reaction was poured into water (75 mL). The resulting precipitate was collected by filtration, washed with water, and dried *in vacuo* to afford 2,2,2-trifluoro-1-(6-methoxy-1H-indol-3-yl)-ethanone (1.56 g, 94.5%) as a yellow solid: mp 206-208°C; EI-HRMS m/e calcd for C<sub>11</sub>H<sub>8</sub>F<sub>3</sub>NO<sub>2</sub> (M<sup>+</sup>) 243.0507, found 243.0515.

[071] A solution of 2,2,2-trifluoro-1-(6-methoxy-1H-indol-3-yl)-ethanone (1.0 g, 4.11 mmol) in *N,N*-dimethylformamide (10 mL) at 25°C was treated with potassium carbonate (1.42 mg, 10.28 mmol). The resulting mixture was stirred at 25°C for 30 min and then was treated with 2-iodopropane (0.62 mL, 6.17 mmol). The reaction was heated at 65°C for 20 h. At this time, the reaction was cooled to 25°C and was partitioned between water (50 mL) and ethyl acetate (50 mL). This mixture was treated with a 1N aqueous hydrochloric acid solution (25 mL), shaken, and separated. The organic layer was washed with water (1 x 50 mL) and a saturated aqueous sodium chloride solution (1 x 50 mL), dried over magnesium

sulfate, filtered, and concentrated *in vacuo*. Biotage chromatography (FLASH 40M, Silica, 3/1 hexanes/ethyl acetate) afforded 2,2,2-trifluoro-1-(1-isopropyl-6-methoxy-1H-indol-3-yl)-ethanone (99 mg, 85%) as a yellow solid: mp 58-60°C; EI-HRMS m/e calcd for C<sub>14</sub>H<sub>14</sub>F<sub>3</sub>NO<sub>2</sub> (M<sup>+</sup>) 285.0977, found 285.0974.

[072] A solution of 2,2,2-trifluoro-1-(1-isopropyl-6-methoxy-1H-indol-3-yl)-ethanone (950 mg, 3.33 mmol) in a 20% aqueous sodium hydroxide solution (12 mL) was heated at 105°C for 18 h. At this time, the reaction was cooled to 25°C, partitioned between water (50 mL) and ethyl acetate (50 mL), and treated with a 1N aqueous hydrochloric acid solution (35 mL). The organic layer was dried over magnesium sulfate, filtered, and concentrated *in vacuo*. The resulting solids were collected by filtration, washed with petroleum ether, and dried *in vacuo* to afford 1-isopropyl-6-methoxy-1H-indole-3-carboxylic acid (553 mg, 71%) as orange needles: mp 162-163°C; EI-HRMS m/e calcd for C<sub>13</sub>H<sub>15</sub>NO<sub>3</sub> (M<sup>+</sup>) 233.1052, found 233.1056.

[073] A solution of triphenylphosphine (219 mg, 0.84 mmol) in methylene chloride (3 mL) cooled to 0°C was treated with *N*-bromosuccinimide (149 mg, 0.84 mmol). The reaction was stirred at 0°C for 15 min. At this time, the reaction was treated with 1-isopropyl-6-methoxy-1H-indole-3-carboxylic acid (150 mg, 0.64 mmol). The reaction was stirred at 0°C for 5 min and then was allowed to warm to 25°C where it was stirred for 30 min. The reaction was then treated with 2-aminothiazole (148 mg, 1.48 mmol) and stirred at 25°C for 24 h. At this time, the mixture was partitioned between water (50 mL) and ethyl acetate (50 mL) and treated with a 1N aqueous hydrochloric acid solution (25 mL). The organic layer was washed with a saturated aqueous sodium bicarbonate solution (1 x 25 mL) and a saturated aqueous sodium chloride solution (1 x 25 mL). The organic layer was then dried over magnesium sulfate, filtered, and concentrated *in vacuo*. Biotage chromatography (FLASH 40S, Silica, 1/1 hexanes/ethyl acetate) afforded 1-isopropyl-6-methoxy-1H-indole-3-carboxylic acid thiazol-2-ylamide (101 mg, 50%) as a tan solid: mp 182-185°C; EI-HRMS m/e calcd for C<sub>16</sub>H<sub>17</sub>N<sub>3</sub>O<sub>2</sub>S (M<sup>+</sup>) 315.1041, found 315.1039.

**Example 6****1-Isopropyl-6-methylsulfanyl-1H-indole-3-carboxylic acid thiazol-2-ylamide**

[074] A mixture of potassium hydride in mineral oil (35 wt.%, 3.04 g, 26.52 mmol) in tetrahydrofuran (53 mL) was cooled to 0°C then was treated with a solution of 6-bromo-1H-indole (5.20 g, 26.52 mmol) in tetrahydrofuran (53 mL). The reaction was stirred at 0°C for 30 min. At this time, the reaction was cooled to -78°C and was treated with a 1.7M solution of *tert*-butyllithium in pentane (31.2 mL, 53.04 mmol). The reaction mixture was stirred at -78°C for 20 min. At this time, the reaction was added to a solution of methyl disulfide (4.78 mL, 53.04 mmol) in tetrahydrofuran (15 mL). The reaction was then allowed to warm to 25°C where it was stirred for 18 h. The reaction was then quenched by the addition of a saturated aqueous ammonium chloride solution (300 mL) and was extracted with ethyl acetate (1 x 500 mL). The organic layer was washed with a saturated aqueous sodium chloride solution (1 x 300 mL), dried over magnesium sulfate, filtered, and concentrated *in vacuo*. Flash chromatography (Merck Silica gel 60, 230-400 mesh, 9/1 hexanes/ethyl acetate) afforded 6-methylsulfanyl-1H-indole (2.3 g, 53%) as an off-white solid: mp 88-90°C; EI-HRMS *m/e* calcd for C<sub>9</sub>H<sub>9</sub>NS (M<sup>+</sup>) 163.0456, found 163.0457.

[075] A solution of 6-methylsulfanyl-1H-indole (1.30 g, 7.96 mmol) in tetrahydrofuran (5 mL) cooled to 0°C was treated with trifluoroacetic anhydride (1.69 mL, 11.94 mmol) followed by additional tetrahydrofuran (5 mL). The reaction was stirred at 0°C for 30 min and then was allowed to warm to 25°C. At this time, the reaction was poured into water (50 mL) and was stirred at 25°C for 30 min. The resulting precipitate was collected by filtration and dried *in vacuo*. Due to the presence of approximately 10% unreacted 6-methylsulfanyl-1H-indole, the resulting solid was slurried in tetrahydrofuran (5 mL) and re-treated with trifluoroacetic anhydride (1.12 mL, 7.96 mmol). The reaction mixture was stirred at 25°C for 2 d. At this time, the resulting solids were collected by filtration,

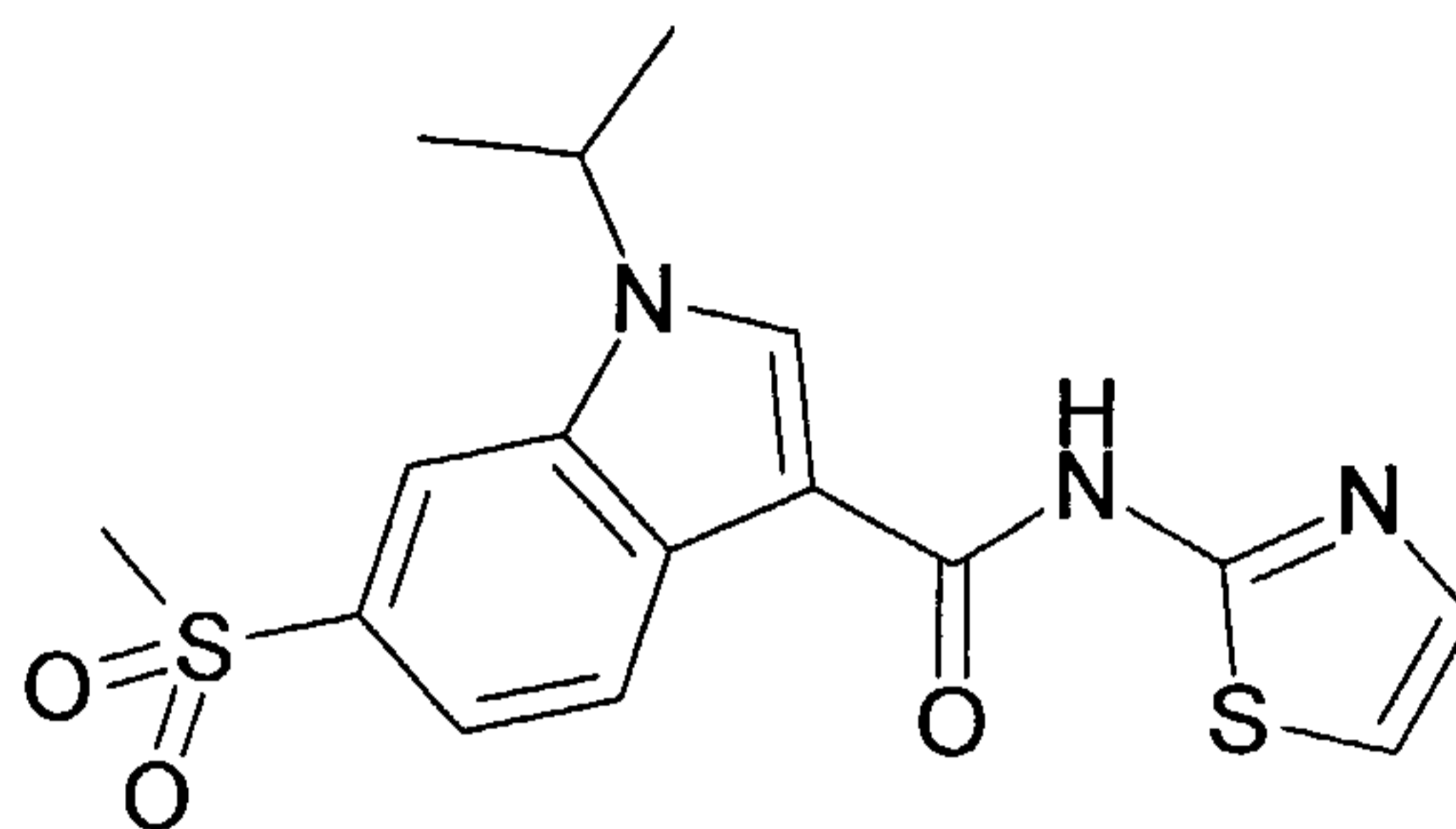
washed with petroleum ether, and dried *in vacuo* to afford 2,2,2-trifluoro-1-(6-methylsulfanyl-1H-indol-3-yl)-ethanone (1.03 g, 50%) as a yellow solid: mp 237-239°C; EI-HRMS m/e calcd for C<sub>11</sub>H<sub>8</sub>F<sub>3</sub>NOS (M<sup>+</sup>) 259.0279, found 259.0270.

[076] A solution of 2,2,2-trifluoro-1-(6-methylsulfanyl-1H-indol-3-yl)-ethanone (200 mg, 0.77 mmol) in *N,N*-dimethylformamide (2 mL) at 25°C was treated with potassium carbonate (160 mg, 1.16 mmol). The reaction was stirred at 25°C for 15 min and then was treated with 2-iodopropane (0.11 mL, 1.16 mmol). The reaction was stirred at 25°C for 18 h and then was heated at 60°C for 2 h. At this time, the reaction was cooled to 25°C and was partitioned between water (50 mL) and ethyl acetate (50 mL). The layers were separated. The aqueous layer was extracted with ethyl acetate (1 x 50 mL). The organic layer was dried over magnesium sulfate, filtered, and concentrated *in vacuo*. Biotage chromatography (FLASH 40S, Silica, 3/1 hexanes/ethyl acetate) afforded 2,2,2-trifluoro-1-(1-isopropyl-6-methylsulfanyl-1H-indol-3-yl)-ethanone (216 mg, 93%) as an off-white solid: mp 67-69°C; (ES)<sup>+</sup>-HRMS m/e calcd for C<sub>14</sub>H<sub>14</sub>F<sub>3</sub>NOS (M<sup>+</sup>) 301.0748, found 301.0740.

[077] A solution of 2,2,2-trifluoro-1-(1-isopropyl-6-methylsulfanyl-1H-indol-3-yl)-ethanone (200 mg, 0.77 mmol) in tetrahydrofuran (1 mL) at 25°C was treated with a 20% aqueous sodium hydroxide solution (2 mL). The mixture was heated at 100°C for 24 h. At this time, the reaction was cooled to 25°C and was partitioned between water (40 mL) and ethyl acetate (40 mL). The solution was treated with a 1N aqueous hydrochloric acid solution. The layers were then shaken and separated. The organic layer was dried over magnesium sulfate, filtered, and concentrated *in vacuo*. Biotage chromatography (FLASH 40S, Silica, 2/1 hexanes/ethyl acetate) afforded 1-isopropyl-6-methylsulfanyl-1H-indole-3-carboxylic acid (126 mg, 77%) as a white solid: mp 132-133°C; EI-HRMS m/e calcd for C<sub>13</sub>H<sub>15</sub>NO<sub>2</sub>S (M<sup>+</sup>) 249.0823, found 249.0819.

[078] A solution of 1-isopropyl-6-methylsulfanyl-1H-indole-3-carboxylic acid (275 mg, 1.10 mmol) and benzotriazol-1-yloxy-tris(dimethylamino)phosphonium hexafluorophosphate (585 mg, 1.32 mmol) in methylene chloride (5 mL) at 25°C was treated with *N,N*-diisopropylethylamine (0.44 mL, 2.54 mmol). The reaction

was stirred at 25°C for 30 min. At this time, the reaction was treated with 2-aminothiazole (254 mg, 2.54 mmol) and then was stirred at 25°C for 18 h. The reaction was then partitioned between water (40 mL) and ethyl acetate (40 mL) and was treated with a 1N aqueous hydrochloric acid solution (25 mL). The layers were shaken and separated. The organic layer was washed with a saturated aqueous sodium bicarbonate solution (1 x 25 mL), water (1 x 25 mL), and a saturated aqueous sodium chloride solution (1 x 25 mL). The organic layer was then dried over magnesium sulfate, filtered, and concentrated *in vacuo*. Biotage chromatography (FLASH 40S, Silica, 1/1 hexanes/ethyl acetate) afforded 1-isopropyl-6-methylsulfanyl-1H-indole-3-carboxylic acid thiazol-2-ylamide (155 mg, 42%) as light yellow solid: mp 172-176°C; (ES)<sup>+</sup>-HRMS m/e calcd for C<sub>16</sub>H<sub>17</sub>N<sub>3</sub>OS<sub>2</sub> (M+Na)<sup>+</sup> 354.0705, found 354.0709.

**Example 7****1-Isopropyl-6-methanesulfonyl-1H-indole-3-carboxylic acid thiazol-2-ylamide**

[079] A mixture of potassium hydride in mineral oil (35 wt.%, 3.04 g, 26.52 mmol) in tetrahydrofuran (53 mL) was cooled to 0°C then was treated with a solution of 6-bromo-1H-indole (5.20 g, 26.52 mmol) in tetrahydrofuran (53 mL). The reaction was stirred at 0°C for 30 min. At this time, the reaction was cooled to -78°C and then was treated with 1.7M solution of *tert*-butyllithium in pentane (31.2 mL, 53.04 mmol). The reaction mixture was stirred at -78°C for 20 min. At this time, the reaction was added to a solution of methyl disulfide (4.78 mL, 53.04 mmol) in tetrahydrofuran (15 mL). The reaction was then allowed to warm to 25°C where it was stirred for 18 h. At this time, the reaction was quenched by the addition of a saturated aqueous ammonium chloride solution (300 mL) and was extracted with ethyl acetate (1 x 500 mL). The organic layer was washed with a saturated aqueous sodium chloride solution (1 x 300 mL), dried over magnesium sulfate, filtered, and concentrated *in vacuo*. Flash chromatography (Merck Silica gel 60, 230-400 mesh, 9:1 hexanes/ethyl acetate) afforded 6-methylsulfanyl-1H-indole (2.3 g, 53%) as an off-white solid: mp 88-90°C; EI-HRMS *m/e* calcd for C<sub>9</sub>H<sub>9</sub>NS (M<sup>+</sup>) 163.0456, found 163.0457.

[080] A solution of 6-methylsulfanyl-1H-indole (1.30 g, 7.96 mmol) in tetrahydrofuran (5 mL) cooled to 0°C was treated with trifluoroacetic anhydride (1.69 mL, 11.94 mmol) followed by additional tetrahydrofuran (5 mL). The reaction was stirred at 0°C for 30 min and then was allowed to warm to 25°C. At this time, the reaction was poured into water (50 mL) and was stirred at 25°C for 30 min. The resulting precipitate was collected by filtration and dried *in vacuo*. Due to the presence of approximately 10% unreacted 6-methylsulfanyl-1H-indole, the resulting solid was slurried in tetrahydrofuran (5 mL) and re-treated with trifluoroacetic anhydride (1.12 mL, 7.96 mmol). The reaction mixture was stirred



at 25°C for 2 d. At this time, the resulting solids were collected by filtration, washed with petroleum ether, and dried *in vacuo* to afford 2,2,2-trifluoro-1-(6-methylsulfanyl-1H-indol-3-yl)-ethanone (1.03 g, 50%) as a yellow solid: mp 237-239°C; EI-HRMS m/e calcd for C<sub>11</sub>H<sub>8</sub>F<sub>3</sub>NOS (M<sup>+</sup>) 259.0279, found 259.0270.

[081] A solution of 2,2,2-trifluoro-1-(6-methylsulfanyl-1H-indol-3-yl)-ethanone (200 mg, 0.77 mmol) in *N,N*-dimethylformamide (2 mL) at 25°C was treated with potassium carbonate (160 mg, 1.16 mmol). The reaction was stirred at 25°C for 15 min and then was treated with 2-iodopropane (0.11 mL, 1.16 mmol). The reaction was stirred at 25°C for 18 h and then was heated at 60°C for 2 h. At this time, the reaction was cooled to 25°C and was partitioned between water (50 mL) and ethyl acetate (50 mL). The layers were separated. The aqueous layer was extracted with ethyl acetate (1 x 50 mL). The organic layer was dried over magnesium sulfate, filtered, and concentrated *in vacuo*. Biotage chromatography (FLASH 40S, Silica, 3/1 hexanes/ethyl acetate) afforded 2,2,2-trifluoro-1-(1-isopropyl-6-methylsulfanyl-1H-indol-3-yl)-ethanone (216 mg, 93%) as an off-white solid: mp 67-69°C; (ES)<sup>+</sup>-HRMS m/e calcd for C<sub>14</sub>H<sub>14</sub>F<sub>3</sub>NOS (M<sup>+</sup>) 301.0748, found 301.0740.

[082] A solution of 2,2,2-trifluoro-1-(1-isopropyl-6-methylsulfanyl-1H-indol-3-yl)-ethanone (200 mg, 0.77 mmol) in tetrahydrofuran (1 mL) at 25°C was treated with a 20% aqueous sodium hydroxide solution (2 mL). The mixture was heated at 100°C for 24 h. At this time, the reaction was cooled to 25°C and was partitioned between water (40 mL) and ethyl acetate (40 mL). The solution was treated with a 1N aqueous hydrochloric acid solution. The layers were then shaken and separated. The organic layer was dried over magnesium sulfate, filtered, and concentrated *in vacuo*. Biotage chromatography (FLASH 40S, Silica, 2/1 hexanes/ethyl acetate) afforded 1-isopropyl-6-methylsulfanyl-1H-indole-3-carboxylic acid (126 mg, 77%) as a white solid: mp 132-133°C; EI-HRMS m/e calcd for C<sub>13</sub>H<sub>15</sub>NO<sub>2</sub>S (M<sup>+</sup>) 249.0823, found 249.0819.

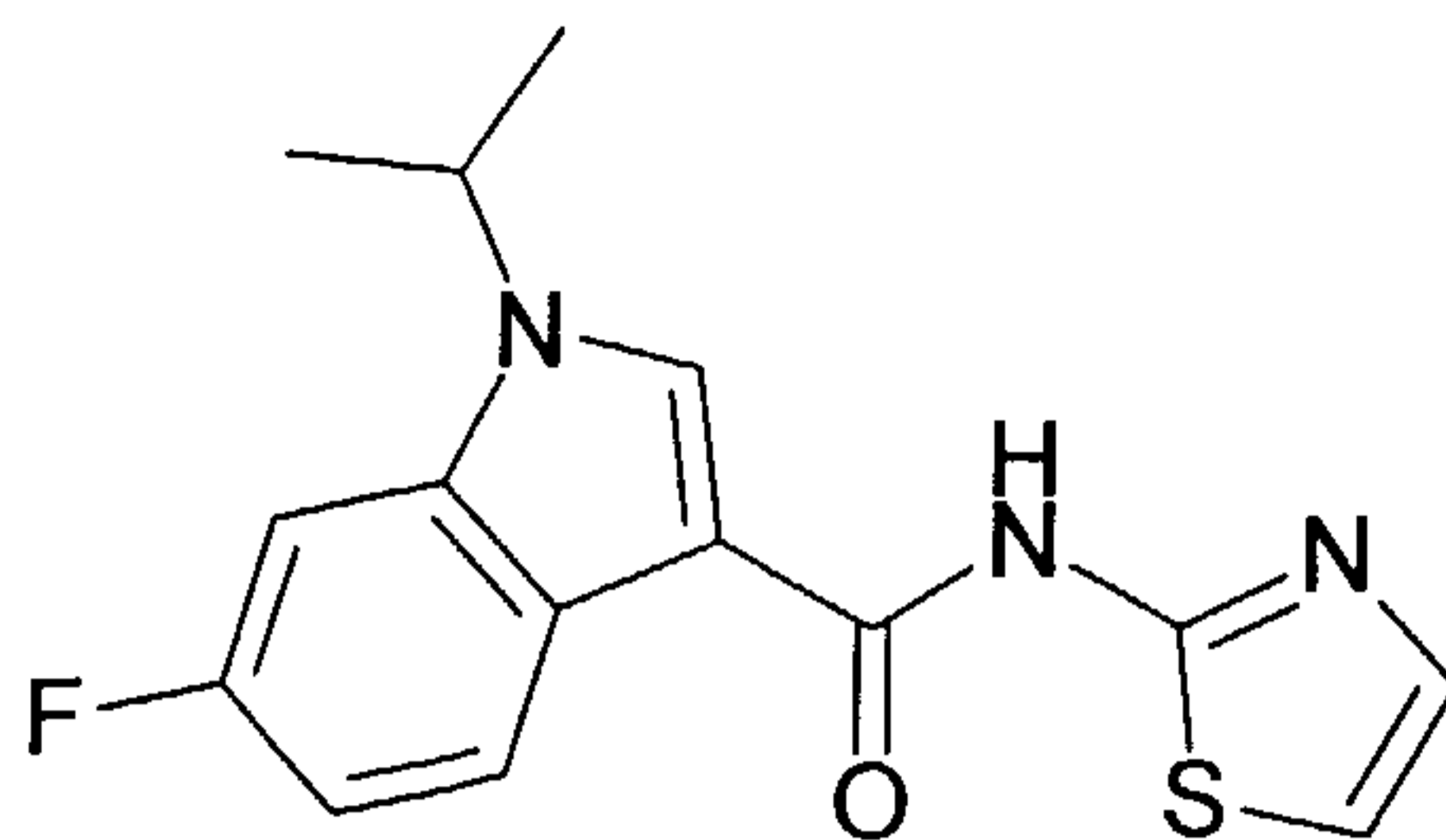
[083] A solution of 1-isopropyl-6-methylsulfanyl-1H-indole-3-carboxylic acid (275 mg, 1.10 mmol) and benzotriazol-1-yloxy-tris(dimethylamino)phosphonium hexafluorophosphate (585 mg, 1.32 mmol) in methylene chloride (5 mL) at 25°C

was treated with *N,N*-diisopropylethylamine (0.44 mL, 2.54 mmol). The reaction was stirred at 25°C for 30 min. At this time, the reaction was treated with 2-aminothiazole (254 mg, 2.54 mmol). The reaction was stirred at 25°C for 18 h. At this time, the reaction was partitioned between water (40 mL) and ethyl acetate (40 mL) and was treated with a 1N aqueous hydrochloric acid solution (25 mL). The layers were shaken and separated. The organic layer was washed with a saturated aqueous sodium bicarbonate solution (1 x 25 mL), water (1 x 25 mL), and a saturated aqueous sodium chloride solution (1 x 25 mL). The organic layer was then dried over magnesium sulfate, filtered, and concentrated *in vacuo*. Biotage chromatography (FLASH 40S, Silica, 1/1 hexanes/ethyl acetate) afforded 1-isopropyl-6-methylsulfanyl-1H-indole-3-carboxylic acid thiazol-2-ylamide (155 mg, 42%) as light yellow solid: mp 172-176°C; (ES)<sup>+</sup>-HRMS m/e calcd for C<sub>16</sub>H<sub>17</sub>N<sub>3</sub>OS<sub>2</sub> (M+Na)<sup>+</sup> 354.0705, found 354.0709.

[084] A solution of 1-isopropyl-6-methylsulfanyl-1H-indole-3-carboxylic acid thiazol-2-ylamide (55 mg, 0.17 mmol) in tetrahydrofuran (0.5 mL) at 25°C was treated with formic acid (0.03 mL). The reaction solution was cooled to 0°C and then treated with a 30% aqueous hydrogen peroxide solution (94 mg, 0.83 mmol). The reaction was stirred at 0°C for 15 min and then was allowed to warm to 25°C where it was stirred for 2 h. At this time, the reaction was re-cooled to 0°C, quenched by the addition of a saturated aqueous sodium sulfite solution, and then extracted with ethyl acetate (1 x 50 mL). The organic layer was washed with water (1 x 50 mL) and a saturated aqueous sodium chloride solution (1 x 50 mL), dried over magnesium sulfate, filtered, and concentrated *in vacuo*. The residue was treated with a solution of 3/1 ethyl acetate/hexanes. The resulting precipitate was collected by filtration and dried *in vacuo* to afford 1-isopropyl-6-methanesulfonyl-1H-indole-3-carboxylic acid thiazol-2-ylamide (33 mg, 55%) as a white solid: mp 247-249°C; (ES)<sup>+</sup>-HRMS m/e calcd for C<sub>16</sub>H<sub>17</sub>N<sub>3</sub>O<sub>3</sub>S<sub>2</sub> (M+H)<sup>+</sup> 364.0784, found 364.0788.

### Example 8

#### 6-Fluoro-1-isopropyl-1H-indole-3-carboxylic acid thiazol-2-ylamide



[085] A solution of 6-fluoro-1H-indole (1.0 g, 7.40 mmol) in tetrahydrofuran (5 mL) cooled to 0°C was treated with trifluoroacetic anhydride (1.57 mL, 11.10 mmol). The reaction was stirred at 0°C for 1 h and then was allowed to warm to 25°C where it was stirred for 2 h. At this time, the resulting precipitate was collected by filtration, washed with water, and dried *in vacuo* to afford 2,2,2-trifluoro-1-(6-fluoro-1H-indol-3-yl)-ethanone (330 mg, 19.3%) as a white solid: mp 234-235°C; EI-HRMS m/e calcd for C<sub>10</sub>H<sub>5</sub>F<sub>4</sub>NO (M<sup>+</sup>) 231.0307, found 231.0307.

[086] A solution of 2,2,2-trifluoro-1-(6-fluoro-1H-indol-3-yl)-ethanone (1.63 g, 7.05 mmol) in *N,N*-dimethylformamide (15 mL) at 25°C was treated with potassium carbonate (2.44 g, 17.63 mmol). The resulting mixture was stirred at 25°C for 15 min. At this time, the reaction was treated with 2-iodopropane (1.06 mL, 10.58 mmol). The reaction was heated at 65°C for 18 h. At this time, the reaction was cooled to 25°C and was partitioned between water (100 mL) and ethyl acetate (100 mL). The organic layer was washed with a 1N aqueous hydrochloric acid solution (1 x 25 mL) and a saturated aqueous sodium chloride solution (1 x 100 mL), dried over magnesium sulfate, filtered, and concentrated *in vacuo*. Biotage chromatography (FLASH 40M, Silica, 2/1 hexanes/ethyl acetate) afforded 2,2,2-trifluoro-1-(6-fluoro-1-isopropyl-1H-indol-3-yl)-ethanone (1.74 g, 90%) as a yellow solid: mp 67-69°C; EI-HRMS m/e calcd for C<sub>13</sub>H<sub>11</sub>F<sub>4</sub>NO (M<sup>+</sup>) 273.0776, found 273.0780.

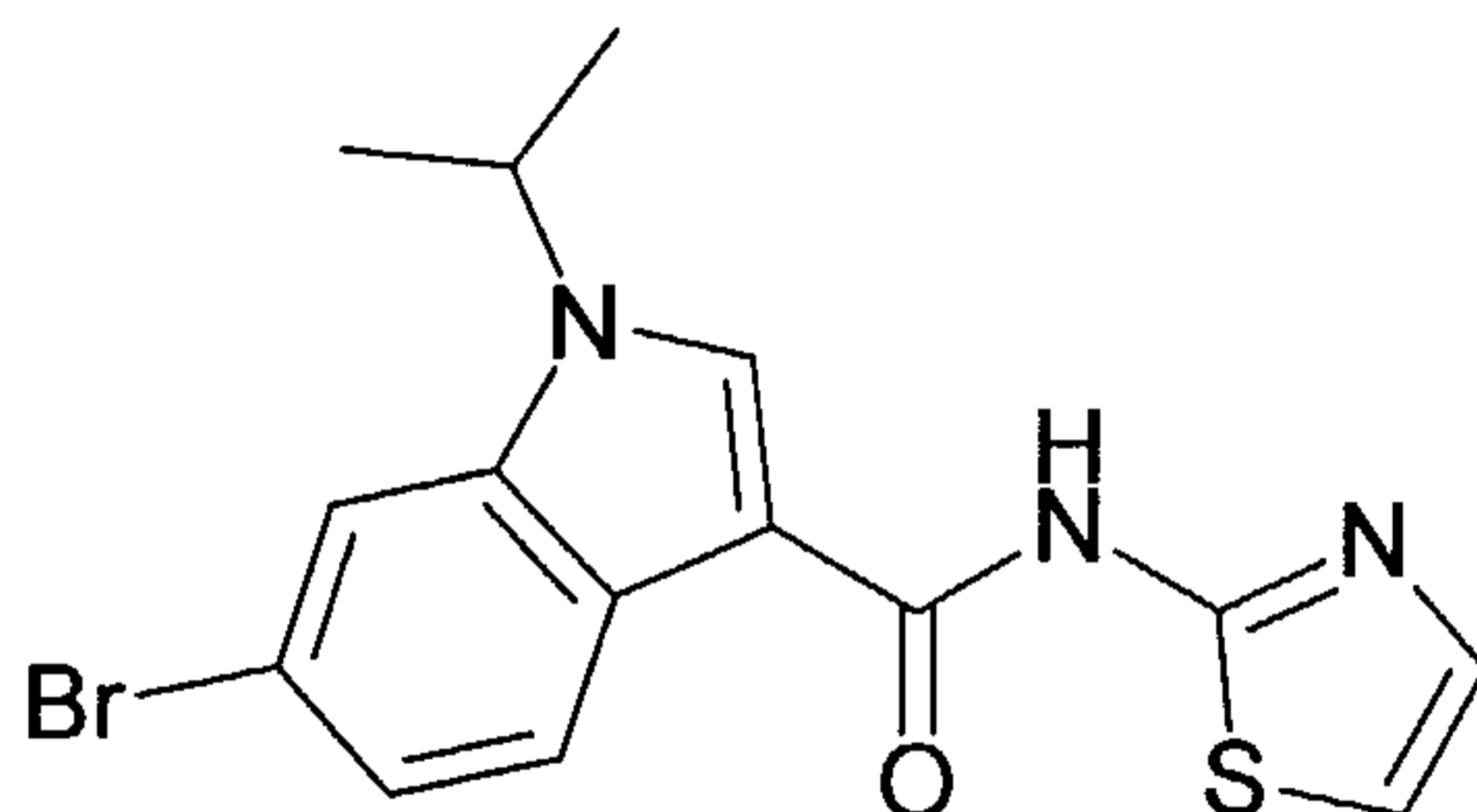
[087] A solution of 2,2,2-trifluoro-1-(6-fluoro-1-isopropyl-1H-indol-3-yl)-ethanone (1.65 g, 6.04 mmol) in a 20% aqueous sodium hydroxide solution (25 mL) was heated at 110°C for 18 h. At this time, the reaction was cooled to 25°C, partitioned between water (50 mL) and ethyl acetate (50 mL), and treated with a 1N aqueous hydrochloric acid solution (50 mL). The organic layer was washed with a saturated aqueous sodium chloride solution (1 x 100 mL), dried over

magnesium sulfate, filtered, and concentrated *in vacuo* to afford 6-fluoro-1-isopropyl-1H-indole-3-carboxylic acid (1.29 g, 96%) as a yellow solid: mp 177-180°C; EI-HRMS m/e calcd for C<sub>12</sub>H<sub>12</sub>FNO<sub>2</sub> (M<sup>+</sup>) 221.0852, found 221.0850.

[088] A solution of triphenylphosphine (771 mg, 2.94 mmol) in methylene chloride (7 mL) cooled to 0°C was treated with *N*-bromosuccinimide (523 mg, 2.94 mmol). The reaction was stirred at 0°C for 15 min. At this time, the reaction was treated with 6-fluoro-1-isopropyl-1H-indole-3-carboxylic acid (500 mg, 2.26 mmol). The reaction was stirred at 0°C for 15 min and then was allowed to warm to 25°C where it was stirred for 15 min. The reaction was then treated with 2-aminothiazole (521 mg, 5.20 mmol) and stirred at 25°C for 18 h. At this time, the mixture was partitioned between water (75 mL) and ethyl acetate (75 mL) and treated with a 1N aqueous hydrochloric acid solution (50 mL). The organic layer was then washed with a saturated aqueous sodium bicarbonate solution (1 x 50 mL), water (1 x 50 mL), and a saturated aqueous sodium chloride solution (1 x 50 mL). The organic layer was then dried over magnesium sulfate, filtered, and concentrated *in vacuo*. Biotage chromatography (FLASH 40M, Silica, 1/1 hexanes/ethyl acetate) afforded 6-fluoro-1-isopropyl-1H-indole-3-carboxylic acid thiazol-2-ylamide (160 mg, 23%) as pink solid: mp 203-204°C; EI-HRMS m/e calcd for C<sub>15</sub>H<sub>14</sub>FN<sub>3</sub>OS (M<sup>+</sup>) 303.0842, found 303.0844.

### Example 9

#### 6-Bromo-1-isopropyl-1H-indole-3-carboxylic acid thiazol-2-ylamide



[089] A solution of 6-bromo-1H-indole (2.0 g, 10.20 mmol) in tetrahydrofuran (10 mL) cooled to 0°C was treated with trifluoroacetic anhydride (2.16 mL, 15.30 mmol). The reaction was stirred at 0°C for 1 h and then was allowed to warm to 25°C where it was stirred for 2 h. At this time, the resulting precipitate was collected by filtration, washed with water, and dried *in vacuo* to afford 2,2,2-trifluoro-1-(6-bromo-1H-indol-3-yl)-ethanone (1.79 g, 60%) as a white solid: mp

258-260°C; EI-HRMS m/e calcd for C<sub>10</sub>H<sub>5</sub>BrF<sub>3</sub>NO (M<sup>+</sup>) 290.9511, found 290.9511.

[090] A solution of 2,2,2-trifluoro-1-(6-bromo-1H-indol-3-yl)-ethanone (3.0 g, 10.27 mmol) in *N,N*-dimethylformamide (20 mL) at 25°C was treated with potassium carbonate (3.54 g, 25.68 mmol). The resulting mixture was stirred at 25°C for 15 min and then treated with 2-iodopropane (1.54 mL, 15.41 mmol). The reaction was heated at 65°C for 18 h. At this time, the reaction was cooled to 25°C and was partitioned between water (100 mL) and ethyl acetate (100 mL). The organic layer was then washed with a 1N aqueous hydrochloric acid solution (1 x 25 mL) and a saturated aqueous sodium chloride solution (1 x 100 mL), dried over magnesium sulfate, filtered, and concentrated *in vacuo*. Biotage chromatography (FLASH 40M, Silica, 2/1 hexanes/ethyl acetate) afforded 2,2,2-trifluoro-1-(6-bromo-1-isopropyl-1H-indol-3-yl)-ethanone (3.38 g, 99%) as a pink solid: mp 77-79°C; EI-HRMS m/e calcd for C<sub>13</sub>H<sub>11</sub>BrF<sub>3</sub>NO (M<sup>+</sup>) 332.9976, found 332.9975.

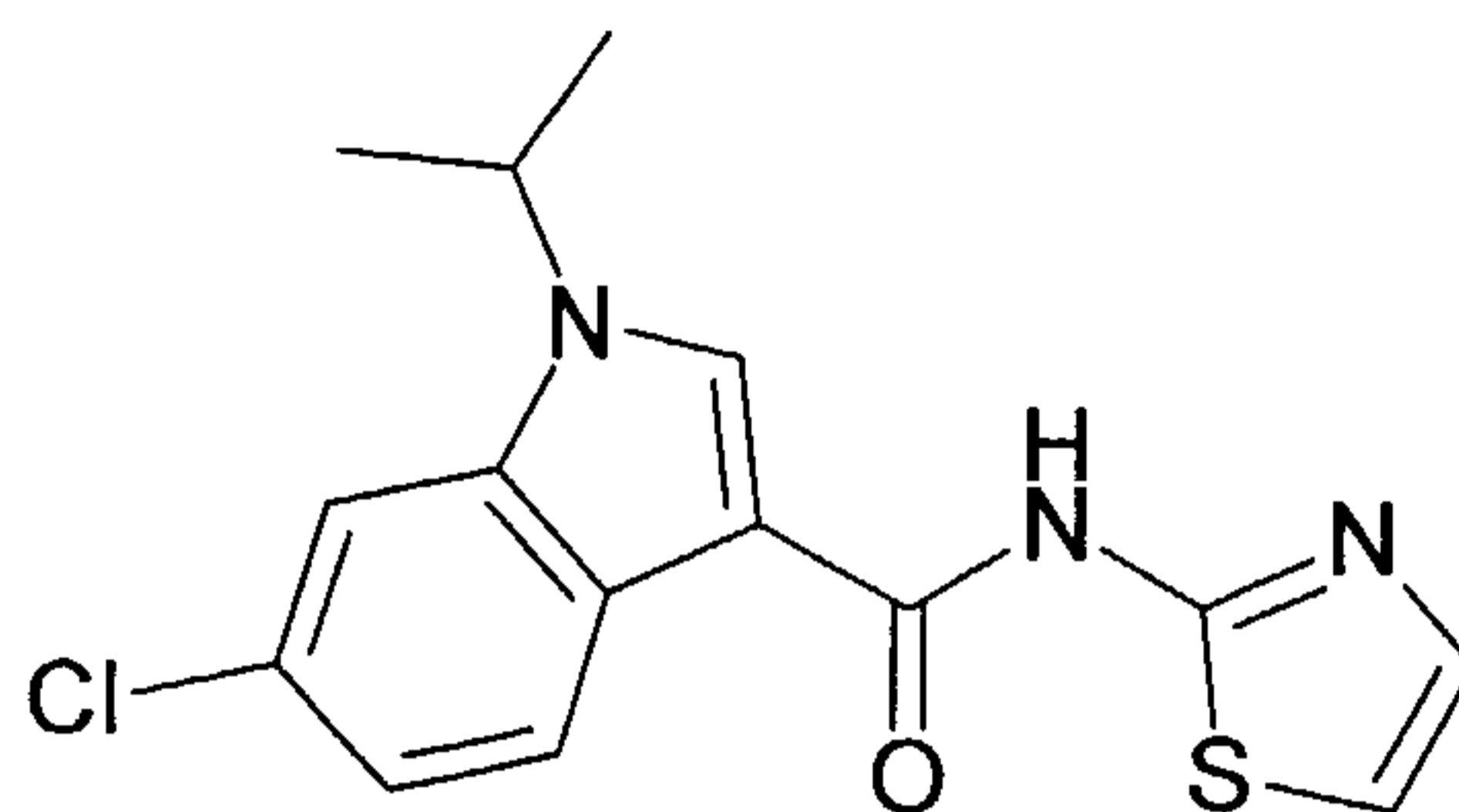
[091] A solution of 2,2,2-trifluoro-1-(6-bromo-1-isopropyl-1H-indol-3-yl)-ethanone (3.30 g, 9.88 mmol) in a 20% aqueous sodium hydroxide solution (35 mL) was heated at 110°C for 18 h. At this time, the reaction was cooled to 25°C, partitioned between water (100 mL) and ethyl acetate (100 mL), and treated with a 1N aqueous hydrochloric acid solution (60 mL). The organic layer was then washed with a saturated aqueous sodium chloride solution (1 x 100 mL), dried over magnesium sulfate, filtered, and concentrated *in vacuo* to afford 6-bromo-1-isopropyl-1H-indole-3-carboxylic acid (2.63 g, 94%) as a yellow solid: mp 207-209°C; EI-HRMS m/e calcd for C<sub>12</sub>H<sub>12</sub>BrNO<sub>2</sub> (M<sup>+</sup>) 281.0051, found 281.0047.

[092] A solution of triphenylphosphine (2.42 mg, 9.22 mmol) in methylene chloride (25 mL) cooled to 0°C was treated with *N*-bromosuccinimide (1.64 mg, 9.22 mmol). The reaction was stirred at 0°C for 15 min. At this time, the reaction was treated with 6-bromo-1-isopropyl-1H-indole-3-carboxylic acid (2.0 g, 7.09 mmol). The reaction was stirred at 0°C for 15 min and then was allowed to warm to 25°C where it was stirred for 15 min. The reaction was then treated with 2-aminothiazole (1.63 g, 16.31 mmol) and stirred at 25°C for 18 h. At this time, the mixture was partitioned between water (150 mL) and ethyl acetate (150 mL) and

treated with a 1N aqueous hydrochloric acid solution (100 mL). The organic layer was washed with a saturated aqueous sodium bicarbonate solution (1 x 100 mL), water (1 x 100 mL), and a saturated aqueous sodium chloride solution (1 x 100 mL). The organic layer was then dried over magnesium sulfate, filtered, and concentrated *in vacuo*. Biotage chromatography (FLASH 40M, Silica, 1/1 hexanes/ethyl acetate) afforded 6-bromo-1-isopropyl-1H-indole-3-carboxylic acid thiazol-2-ylamide (300 mg, 11.6%) as white solid: mp 205-207°C; EI-HRMS m/e calcd for C<sub>15</sub>H<sub>14</sub>BrN<sub>3</sub>OS (M<sup>+</sup>) 363.0041, found 363.0034.

### Example 10

#### 6-Chloro-1-isopropyl-1H-indole-3-carboxylic acid thiazol-2-ylamide



[093] A solution of 6-chloro-1H-indole (1.0 g, 6.60 mmol) in tetrahydrofuran cooled to 0°C was treated with trifluoroacetic anhydride. This solution was stirred at 0°C for 30 min and then was allowed to warm to 25°C where it was stirred for 1 h. At this time, the reaction was poured into water (75 mL). The resulting precipitate was collected by filtration, washed with water, and dried *in vacuo* to afford 1-(6-chloro-1H-indol-3-yl)-2,2,2-trifluoro-ethanone (1.52 g, 93%) as an off-white solid: mp 256-258°C; EI-HRMS m/e calcd for C<sub>10</sub>H<sub>15</sub>ClF<sub>3</sub>NO (M<sup>+</sup>) 247.0012, found 247.0006.

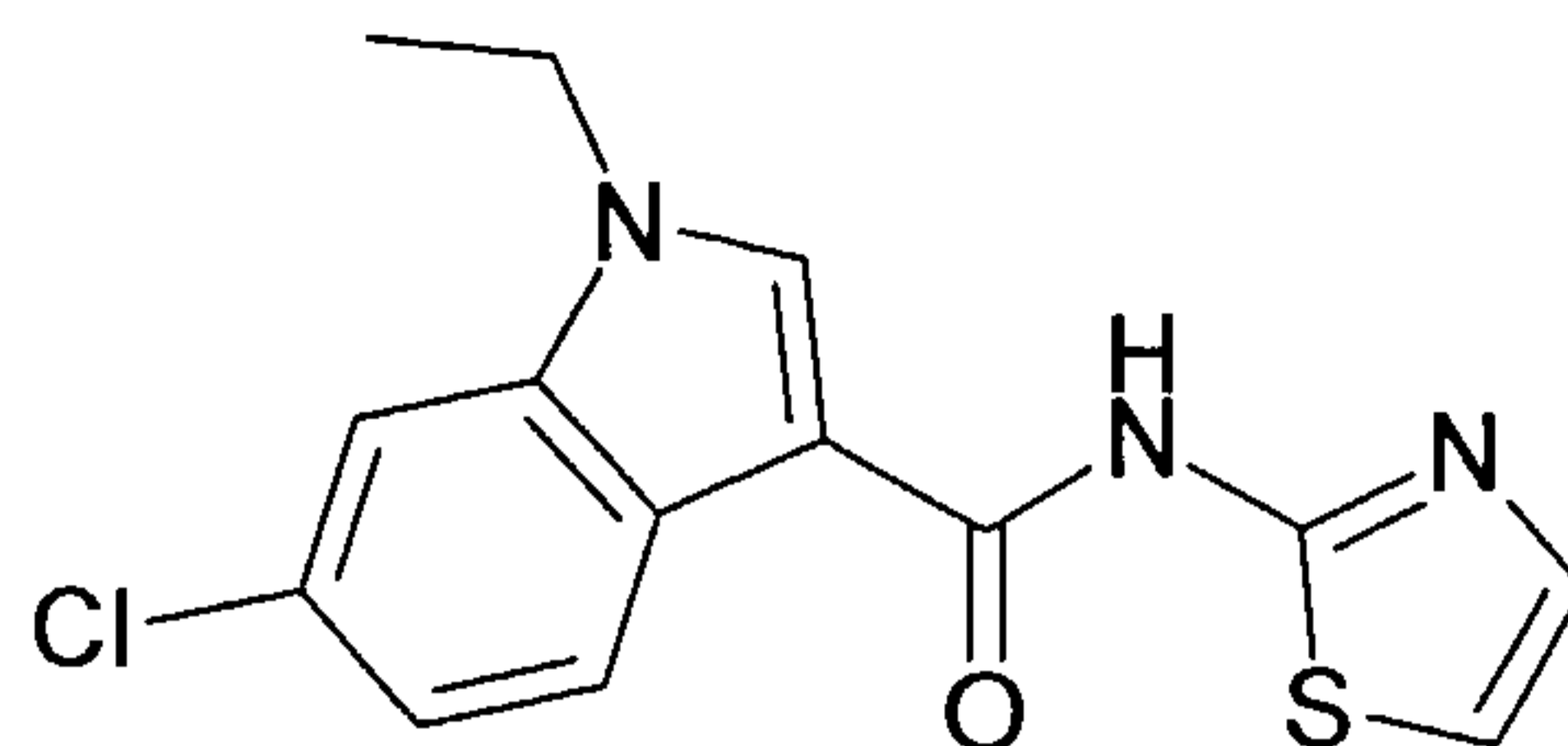
[094] A solution of 1-(6-chloro-1H-indol-3-yl)-2,2,2-trifluoro-ethanone in *N,N*-dimethylformamide (5 mL) was treated with potassium carbonate (698 mg, 5.05 mmol). The reaction was stirred at 25°C for 15 min and then was treated with 2-iodopropane (0.30 mL, 3.03 mmol). This mixture was heated at 65°C for 20 h. At this time, the reaction was cooled to 25°C, quenched with water (5 mL), and then partitioned between water (50 mL) and ethyl acetate (50 mL). This mixture was treated with a saturated aqueous sodium chloride solution (1 x 25 mL), shaken, and separated. The organic layer was then dried over magnesium sulfate, filtered, and concentrated *in vacuo*. Biotage chromatography (FLASH 40M, Silica, 3/1

hexanes/ethyl acetate) afforded 1-(6-chloro-1-isopropyl-1H-indol-3-yl)-2,2,2-trifluoro-ethanone (483 mg, 83%) as a pale pink solid: mp 94-96°C; EI-HRMS m/e calcd for C<sub>13</sub>H<sub>11</sub>ClF<sub>3</sub>NO (M<sup>+</sup>) 289.0481, found 289.0482.

[095] A mixture of 1-(6-chloro-1-isopropyl-1H-indol-3-yl)-2,2,2-trifluoro-ethanone (475 mg, 1.64 mmol) in a 20% aqueous sodium hydroxide solution was heated at 110°C for 18 h. At this time, the reaction was cooled to 25°C and treated with a 1N aqueous hydrochloric acid solution. This solution was extracted with ethyl acetate (1 x 50 mL). The organic layer was dried over magnesium sulfate, filtered, and concentrated *in vacuo* to afford 6-chloro-1-isopropyl-1H-indole-3-carboxylic acid (385 mg, 99%) as a yellow solid: mp 206-208°C; EI-HRMS m/e calcd for C<sub>12</sub>H<sub>12</sub>ClNO<sub>2</sub> (M<sup>+</sup>) 237.0056, found 237.0554.

[096] A solution of triphenylphosphine (179 mg, 0.68 mmol) in methylene chloride (3 mL) cooled to 0°C was treated with *N*-bromosuccinimide (122 mg, 0.68 mmol). This solution was stirred at 0°C for 15 min. At this time, the reaction was treated with 6-chloro-1-isopropyl-1H-indole-3-carboxylic acid (125 mg, 0.53 mmol). This solution was stirred at 0°C for 5 min and then was allowed to warm to 25°C where it was stirred for 30 min. The reaction was then treated with 2-aminothiazole (121 mg, 1.21 mmol) and was stirred at 25°C for 3 d. At this time, the reaction was partitioned between water (30 mL) and ethyl acetate (30 mL). The organic layer was separated and then washed with a 1N aqueous hydrochloric acid solution (1 x 20 mL), a saturated aqueous sodium bicarbonate solution (1 x 20 mL), water (1 x 20 mL), and a saturated aqueous sodium chloride solution (1 x 20 mL). The organic layer was then dried over magnesium sulfate, filtered, and concentrated *in vacuo*. Biotage chromatography (FLASH 40S, Silica, 1/1 hexanes/ethyl acetate) afforded 6-chloro-1-isopropyl-1H-indole-3-carboxylic acid thiazol-2-ylamide (62 mg, 37%) as a pink solid: mp 202-204°C; EI-HRMS m/e calcd for C<sub>17</sub>H<sub>16</sub>ClN<sub>3</sub>O (M<sup>+</sup>) 319.0546, found 319.0547.

**Example 11**  
**6-Chloro-1-ethyl-1H-indole-3-carboxylic acid thiazol-2-ylamide**



[097] A solution of 6-chloro-1H-indole (1.0 g, 6.60 mmol) in tetrahydrofuran cooled to 0°C was treated with trifluoroacetic anhydride. This solution was stirred at 0°C for 30 min and then was allowed to warm to 25°C where it was stirred for 1 h. At this time, the reaction was poured into water (75 mL). The resulting precipitate was collected by filtration, washed with water, and dried *in vacuo* to afford 1-(6-chloro-1H-indol-3-yl)-2,2,2-trifluoro-ethanone (1.52 g, 93%) as an off-white solid: mp 256-258°C; EI-HRMS *m/e* calcd for C<sub>10</sub>H<sub>15</sub>ClF<sub>3</sub>NO (M<sup>+</sup>) 247.0012, found 247.0006.

[098] A mixture of 1-(6-chloro-1H-indol-3-yl)-2,2,2-trifluoro-ethanone (300 mg, 1.21 mmol), potassium carbonate (419 mg, 3.03 mmol), and iodoethane (0.14 mL, 1.82 mmol) in *N,N*-dimethylformamide (4 mL) in a sealed reaction vessel was heated at 60°C for 16 h. At this time, the reaction was cooled to 25°C and partitioned between water (30 mL) and ethyl acetate (30 mL). This mixture was treated with a 1N aqueous hydrochloric acid solution (6 mL), shaken, and separated. The organic layer was concentrated *in vacuo* to afford a yellow solid. The resulting solid was then treated with a 20% aqueous sodium hydroxide solution (7 mL) and was heated at 115°C for 24 h. At this time, the reaction was cooled to 25°C and was partitioned between water (75 mL) and ethyl acetate (75 mL). This solution was treated with a 1N aqueous hydrochloric acid solution (25 mL), shaken, and separated. The organic layer was washed with a saturated aqueous sodium chloride solution (1 x 50 mL), dried over magnesium sulfate, filtered, and concentrated *in vacuo* to afford 6-chloro-1-ethyl-1H-indole-3-carboxylic acid (250 mg, 92%) as a pale yellow solid: mp 225-227°C; EI-HRMS *m/e* calcd for C<sub>11</sub>H<sub>10</sub>ClNO<sub>2</sub> (M<sup>+</sup>) 223.0400, found 223.0400.

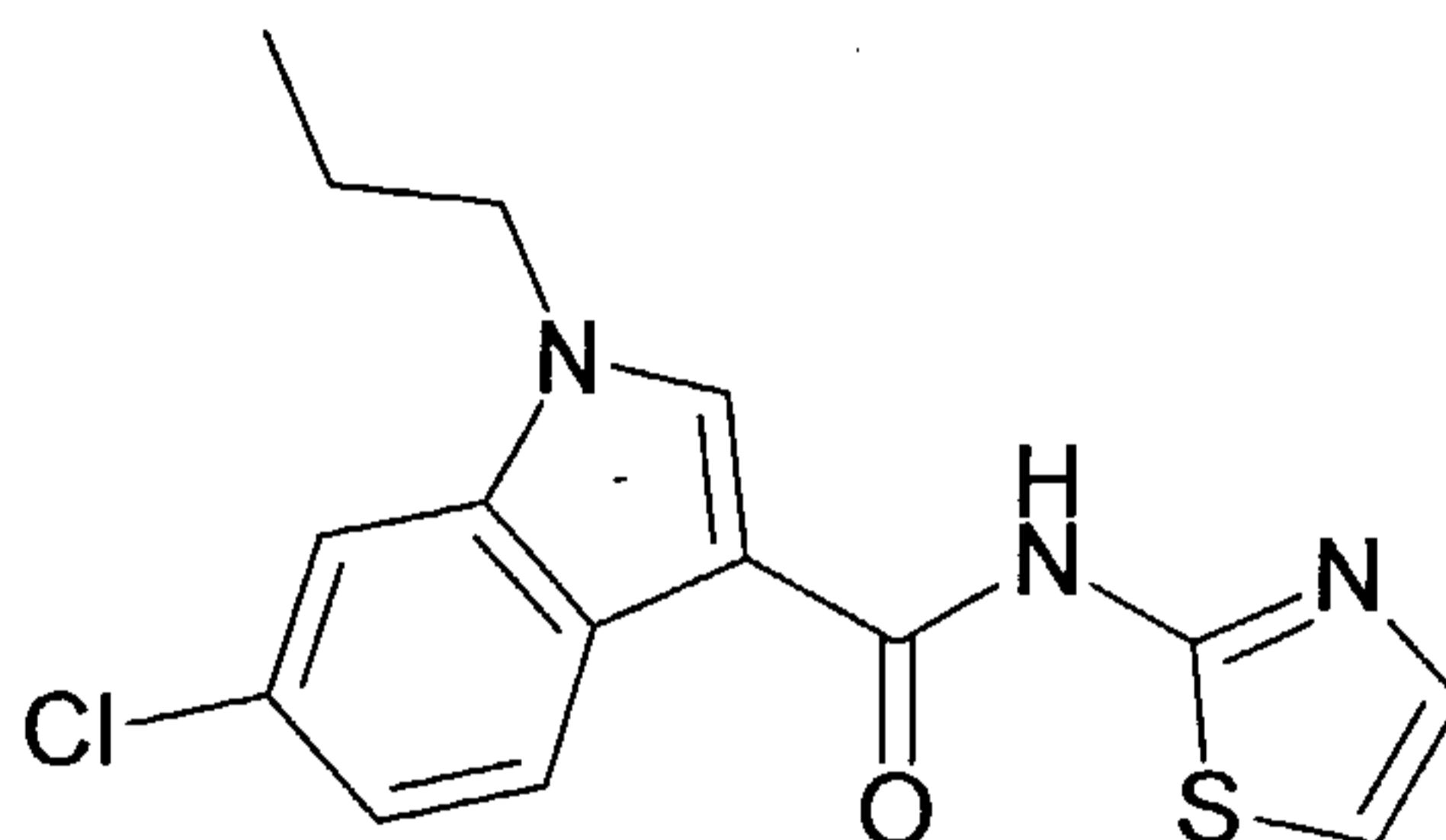
[099] A solution of 6-chloro-1-ethyl-1H-indole-3-carboxylic acid (240 mg, 1.07 mmol) in methylene chloride (3 mL) was cooled to 0°C and then treated with *N,N*-dimethylformamide (1 drop) and oxalyl chloride (0.14 mL, 1.61 mmol). The



reaction was stirred at 0°C for 15 min and then was allowed to warm to 25°C where it was stirred for 1 h. At this time, the reaction was concentrated *in vacuo*. The residue was dissolved in methylene chloride (1 mL), and this mixture was then added to a solution of 2-aminothiazole (214 mg, 2.14 mmol) and triethylamine (0.30 mL, 2.14 mmol) in *N,N*-dimethylformamide (2 mL). This mixture was stirred at 25°C for 16 h. At this time, the reaction was partitioned between water (40 mL) and ethyl acetate (40 mL). This mixture was then treated with a 1N aqueous hydrochloric acid solution (15 mL). The organic layer was washed with a saturated aqueous sodium bicarbonate solution (1 x 30 mL), water (1 x 30 mL), and a saturated aqueous sodium chloride solution (1 x 30 mL). The organic layer was then dried over magnesium sulfate, filtered, and concentrated *in vacuo*. Recrystallization from ethyl acetate afforded 6-chloro-1-ethyl-1H-indole-3-carboxylic acid thiazol-2-ylamide (27 mg, 8%) as a pale yellow solid: mp 234-236°C; EI-HRMS *m/e* calcd for C<sub>14</sub>H<sub>12</sub>ClN<sub>3</sub>OS (M<sup>+</sup>) 305.0390, found 305.0383.

### Example 12

#### 6-Chloro-1-propyl-1H-indole-3-carboxylic acid thiazol-2-ylamide



[0100] A solution of 6-chloro-1H-indole (1.0 g, 6.60 mmol) in tetrahydrofuran cooled to 0°C was treated with trifluoroacetic anhydride. This solution was stirred at 0°C for 30 min and then was allowed to warm to 25°C where it was stirred for 1 h. At this time, the reaction was poured into water (75 mL). The resulting precipitate was collected by filtration, washed with water, and dried *in vacuo* to afford 1-(6-chloro-1H-indol-3-yl)-2,2,2-trifluoro-ethanone (1.52 g, 93%) as an off-white solid: mp 256-258°C; EI-HRMS *m/e* calcd for C<sub>10</sub>H<sub>15</sub>ClF<sub>3</sub>NO (M<sup>+</sup>) 247.0012, found 247.0006.

[0101] A mixture of 1-(6-chloro-1H-indol-3-yl)-2,2,2-trifluoro-ethanone (200 mg, 0.81 mmol) and potassium carbonate (214 mg, 2.02 mmol) in *N,N*-dimethylformamide (4 mL) was stirred at 25°C for 30 min. At this time, the

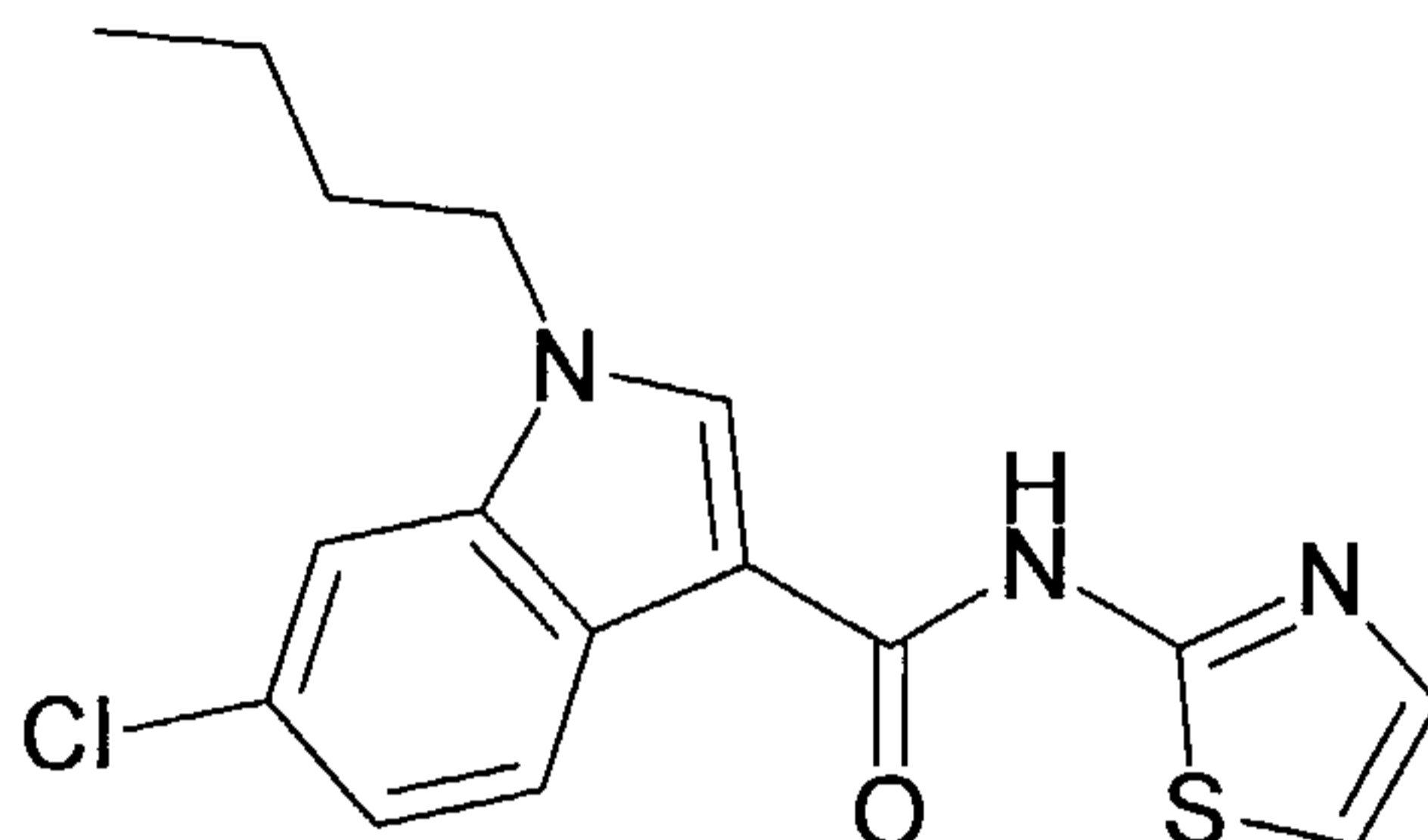
reaction was treated with 1-iodopropane (0.12 mL, 1.21 mmol) and heated at 60°C for 5 h. The reaction mixture was cooled to 25°C and then concentrated *in vacuo*. The residue was diluted with ethyl acetate (50 mL) and was washed with a saturated aqueous sodium bicarbonate solution (1 x 50 mL), water (2 x 50 mL) and a saturated aqueous sodium chloride solution (1 x 50 mL). The organic layer was dried over magnesium sulfate, filtered, and concentrated *in vacuo* to afford 1-(6-chloro-1-propyl-1H-indol-3-yl)-2,2,2-trifluoro-ethanone (277.1 mg) as an orange solid which was used without further purification or characterization.

[0102] A mixture of 1-(6-chloro-1-propyl-1H-indol-3-yl)-2,2,2-trifluoro-ethanone (277.1 mg, 0.81 mmol) in a 20% aqueous sodium hydroxide solution (2.7 mL) was heated under reflux for 17 h. At this time, the reaction was cooled to 25°C, partitioned between water (75 mL) and ethyl acetate (75 mL), and extracted with diethyl ether (1 x 50 mL). The aqueous layer was acidified to pH=1 with concentrated hydrochloric acid and then extracted with ethyl acetate (1 x 75 mL). The combined organic layers were washed with water (1 x 50 mL) and a saturated aqueous sodium chloride solution (1 x 50 mL), dried over sodium sulfate, filtered, and concentrated *in vacuo* to afford 6-chloro-1-propyl-1H-indole-3-carboxylic acid (141.4 mg, 74%) as a cream-colored solid: mp 179-180°C; EI-HRMS *m/e* calcd for C<sub>12</sub>H<sub>12</sub>ClNO<sub>2</sub> (M<sup>+</sup>) 237.0556, found 237.0558.

[0103] A solution of triphenylphosphine (172 mg, 0.66 mmol) in methylene chloride (2 mL) cooled to 0°C was treated with *N*-bromosuccinimide (117 mg, 0.66 mmol). The reaction was stirred at 0°C for 10 min. At this time, the reaction was treated with 6-chloro-1-propyl-1H-indole-3-carboxylic acid (120 mg, 0.50 mmol). The reaction was stirred at 0°C for 10 min and then was allowed to warm to 25°C where it was stirred for 30 min. The reaction was then treated with 2-aminothiazole (126 mg, 1.26 mmol) and stirred at 25°C for 3 d. At this time, the reaction was partitioned between water (50 mL) and ethyl acetate (50 mL). This mixture was treated with a 10% aqueous hydrochloric acid solution (15 mL), shaken, and separated. The organic layer was washed with a saturated aqueous sodium bicarbonate solution (1 x 25 mL), water (1 x 25 mL), and a saturated aqueous sodium chloride solution (1 x 25 mL). The organic layer was then dried

over magnesium sulfate, filtered, and concentrated *in vacuo*. Biotage chromatography (FLASH 40S, Silica, 1/1 hexanes/ethyl acetate) provided a light pink solid which was slurried with a 3/1 ethyl acetate/hexanes solution. The solid was collected by filtration to afford 6-chloro-1-propyl-1H-indole-3-carboxylic acid thiazol-2-ylamide (47 mg, 29%) as a white solid: mp 175-176°C; EI-HRMS m/e calcd for C<sub>15</sub>H<sub>14</sub>ClN<sub>3</sub>O (M<sup>+</sup>) 319.0546, found 319.0540.

**Example 13**  
**1-Butyl-6-chloro-1H-indole-3-carboxylic acid thiazol-2-ylamide**



[0104] A solution of 6-chloro-1H-indole (1.0 g, 6.60 mmol) in tetrahydrofuran cooled to 0°C was treated with trifluoroacetic anhydride. This solution was stirred at 0°C for 30 min and then was allowed to warm to 25°C where it was stirred for 1 h. At this time, the reaction was poured into water (75 mL). The resulting precipitate was collected by filtration, washed with water, and dried *in vacuo* to afford 1-(6-chloro-1H-indol-3-yl)-2,2,2-trifluoro-ethanone (1.52 g, 93%) as an off-white solid: mp 256-258°C; EI-HRMS m/e calcd for C<sub>10</sub>H<sub>15</sub>ClF<sub>3</sub>NO (M<sup>+</sup>) 247.0012, found 247.0006.

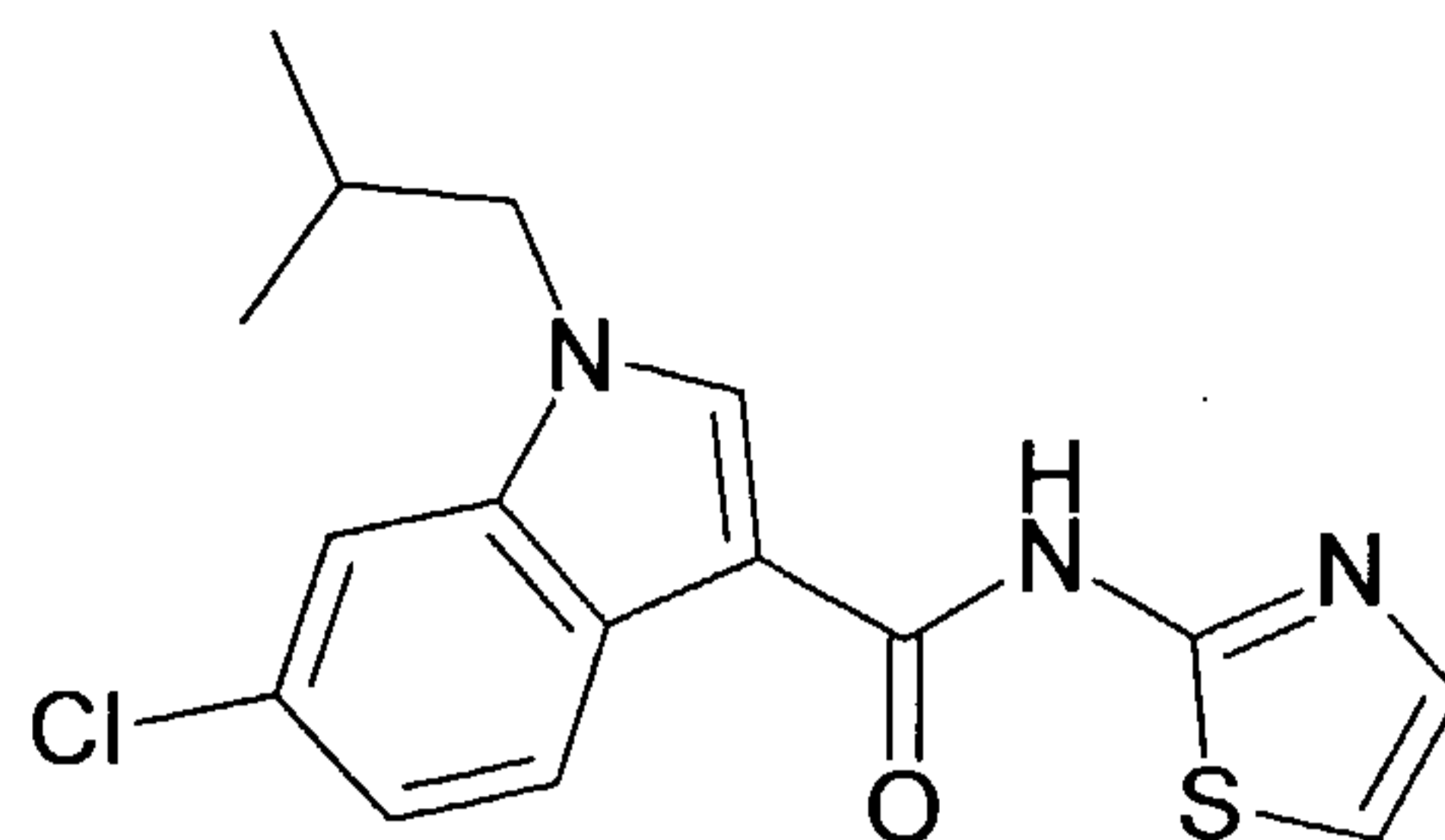
[0105] A mixture of 1-(6-chloro-1H-indol-3-yl)-2,2,2-trifluoro-ethanone (200 mg, 0.81 mmol) and potassium carbonate (214 mg, 2.02 mmol) in *N,N*-dimethylformamide (2.0 mL) was stirred at 25°C for 30 min. The reaction was then treated with 1-iodobutane (0.14 mL, 1.21 mmol) and heated at 60°C for 5 h. At this time, the reaction was cooled to 25°C and concentrated *in vacuo*. The residue was diluted with ethyl acetate (50 mL) and was washed with a saturated aqueous sodium bicarbonate solution (1 x 50 mL), water (2 x 50 mL) and a saturated aqueous sodium chloride solution (1 x 50 mL). The organic layer was dried over magnesium sulfate, filtered, and concentrated *in vacuo* to afford 1-(1-butyl-6-chloro-1H-indol-3-yl)-2,2,2-trifluoro-ethanone (283.7 mg) as an orange oil which was used without further purification or characterization.

[0106] A mixture of 1-(1-butyl-6-chloro-1H-indol-3-yl)-2,2,2-trifluoro-ethanone (283.7 mg, 0.81 mmol) in a 20% aqueous sodium hydroxide solution (2.7 mL) was heated under reflux for 17 h. At this time, the reaction was cooled to 25°C and was diluted with water (75 mL). This mixture was extracted with diethyl ether (1 x 50 mL). The aqueous layer was acidified to pH=1 with concentrated hydrochloric acid and then extracted with ethyl acetate (1 x 75 mL). The combined organic layers were washed with water (1 x 50 mL) and a saturated aqueous sodium chloride solution (1 x 50 mL), dried over sodium sulfate, filtered, and concentrated *in vacuo* to afford 1-butyl-6-chloro-1H-indole-3-carboxylic acid (141.4 mg, 69.6%) as a pale orange solid: mp 149-151°C; EI-HRMS m/e calcd for C<sub>13</sub>H<sub>14</sub>ClNO<sub>2</sub> (M<sup>+</sup>) 251.0713, found 251.0721.

[0107] A solution of triphenylphosphine (176 mg, 0.67 mmol) in methylene chloride (2 mL) cooled to 0°C was treated with *N*-bromosuccinimide (119 mg, 0.67 mmol). The reaction was stirred at 0°C for 10 min. At this time, the reaction was treated with 1-butyl-6-chloro-1H-indole-3-carboxylic acid (130 mg, 0.52 mmol). The reaction was stirred at 0°C for 10 min and then was allowed to warm to 25°C where it was stirred for 30 min. The reaction was then treated with 2-aminothiazole (129 mg, 1.29 mmol) and stirred at 25°C for 3 d. At this time, the reaction was partitioned between water (50 mL) and ethyl acetate (50 mL). This mixture was treated with a 10% aqueous hydrochloric acid solution (15 mL), shaken, and separated. The organic layer was washed with a saturated aqueous sodium bicarbonate solution (1 x 25 mL), water (1 x 25 mL), and a saturated aqueous sodium chloride solution (1 x 25 mL). The organic layer was then dried over magnesium sulfate, filtered, and concentrated *in vacuo*. Biotage chromatography (FLASH 40S, Silica, 1/1 hexanes/ethyl acetate) provided a light, pink solid which was slurried with a 3/1 ethyl acetate/hexanes solution. The solid was collected by filtration to afford 1-butyl-6-chloro-1H-indole-3-carboxylic acid thiazol-2-ylamide (45 mg, 26%) as a white solid: mp 168-169°C; EI-HRMS m/e calcd for C<sub>16</sub>H<sub>16</sub>ClN<sub>3</sub>OS (M<sup>+</sup>) 333.0702, found 333.0699.

#### Example 14

#### 6-Chloro-1-isobutyl-1H-indole-3-carboxylic acid thiazol-2-ylamide



[0108] A solution of 6-chloro-1H-indole (1.0 g, 6.60 mmol) in tetrahydrofuran cooled to 0°C was treated with trifluoroacetic anhydride. This solution was stirred at 0°C for 30 min and then was allowed to warm to 25°C where it was stirred for 1 h. At this time, the reaction was poured into water (75 mL). The resulting precipitate was collected by filtration, washed with water, and dried *in vacuo* to afford 1-(6-chloro-1H-indol-3-yl)-2,2,2-trifluoro-ethanone (1.52 g, 93%) as an off-white solid: mp 256-258°C; EI-HRMS *m/e* calcd for C<sub>10</sub>H<sub>15</sub>ClF<sub>3</sub>NO (M<sup>+</sup>) 247.0012, found 247.0006.

[0109] A mixture of 1-(6-chloro-1H-indol-3-yl)-2,2,2-trifluoro-ethanone (200 mg, 0.81 mmol) and potassium carbonate (214 mg, 2.02 mmol) in *N,N*-dimethylformamide (2 mL) was stirred at 25°C for 30 min. This mixture was then treated with 1-bromo-2-methylpropane (0.13 mL, 1.21 mmol) and heated at 60°C for 5 h. At this time, the reaction was cooled to 25°C and concentrated *in vacuo*. The residue was diluted with ethyl acetate (50 mL) and was washed with a saturated aqueous sodium bicarbonate solution (1 x 50 mL), water (2 x 50 mL) and a saturated aqueous sodium chloride solution (1 x 50 mL). The organic layer was dried over sodium sulfate, filtered, and concentrated *in vacuo* to afford 1-(6-chloro-1-isobutyl-1H-indol-3-yl)-2,2,2-trifluoro-ethanone (282.7 mg) as dark yellow solid which was used without further purification or characterization.

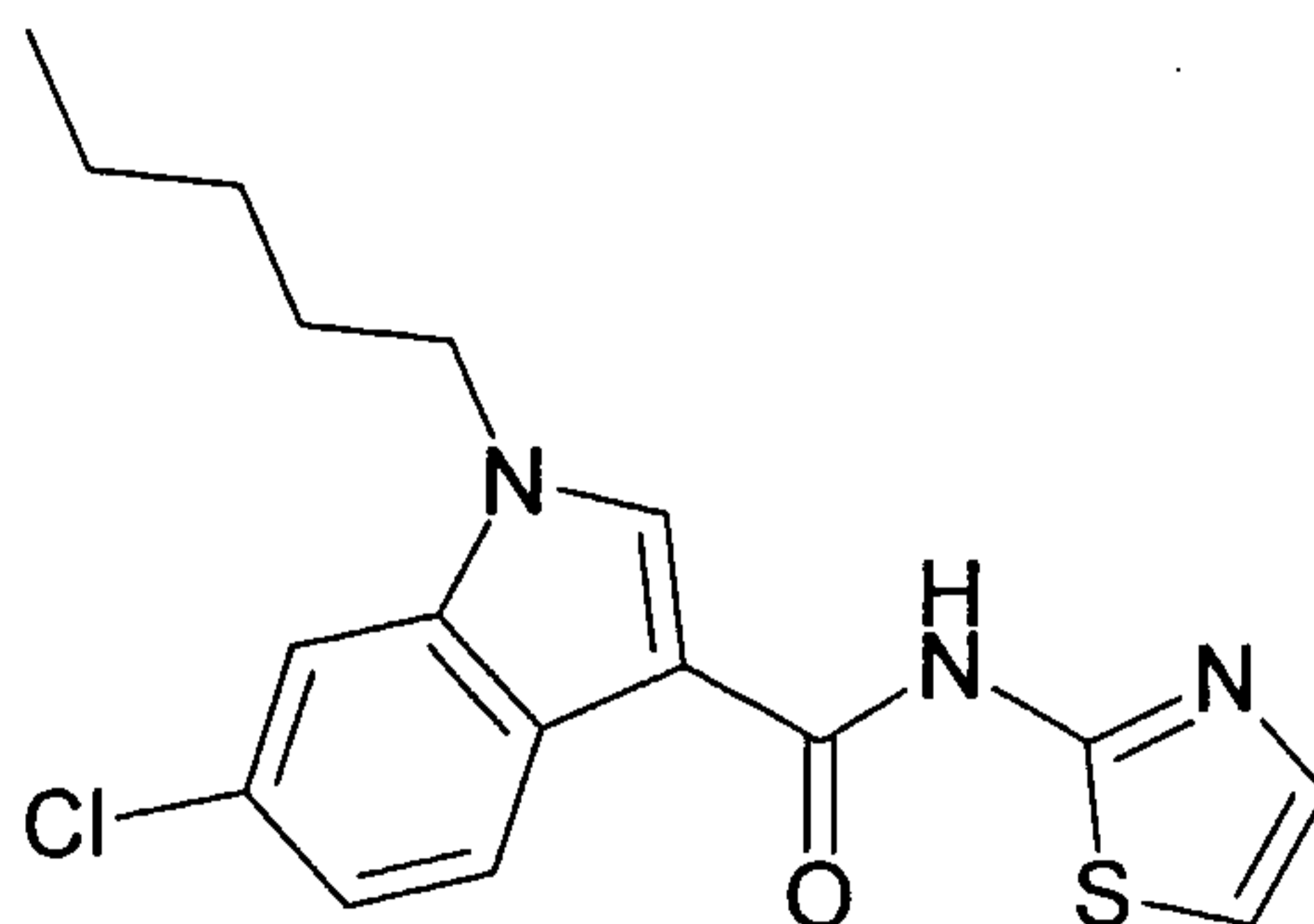
[0110] A mixture of 1-(6-chloro-1-isobutyl-1H-indol-3-yl)-2,2,2-trifluoro-ethanone (282.7 mg, 0.81 mmol) in a 20% aqueous sodium hydroxide solution (2.7 mL) was heated under reflux for 17 h. At this time, the reaction was cooled to 25°C and was diluted with water (75 mL). This mixture was extracted with diethyl ether (1 x 50 mL). The aqueous layer was acidified to pH=1 with concentrated hydrochloric acid and then extracted with ethyl acetate (1 x 75 mL). The combined organic layers were washed with water (1 x 50 mL) and a saturated

aqueous sodium chloride solution (1 x 50 mL), dried over sodium sulfate, filtered, and concentrated *in vacuo* to afford 6-chloro-1-isobutyl-1H-indole-3-carboxylic acid (161.4 mg, 79%) as a cream-colored solid: mp 205-206°C; EI-HRMS *m/e* calcd for C<sub>13</sub>H<sub>14</sub>ClNO<sub>2</sub> (M<sup>+</sup>) 251.0713, found 251.0713.

[0111] A solution of triphenylphosphine (196 mg, 0.75 mmol) in methylene chloride (2 mL) cooled to 0°C was treated with *N*-bromosuccinimide (133 mg, 0.75 mmol). The reaction was stirred at 0°C for 10 min. At this time, the reaction was treated with 6-chloro-1-isobutyl-1H-indole-3-carboxylic acid (145 mg, 0.58 mmol). The reaction was stirred at 0°C for 10 min and then was allowed to warm to 25°C where it was stirred for 30 min. The reaction was then treated with 2-aminothiazole (144 mg, 1.44 mmol) and stirred at 25°C for 3 d. At this time, the reaction was partitioned between water (50 mL) and ethyl acetate (50 mL). This mixture was treated with a 10% aqueous hydrochloric acid solution (15 mL), shaken, and separated. The organic layer was washed with a saturated aqueous sodium bicarbonate solution (1 x 25 mL), water (1 x 25 mL), and a saturated aqueous sodium chloride solution (1 x 25 mL). The organic layer was then dried over magnesium sulfate, filtered, and concentrated *in vacuo*. Biotage chromatography (FLASH 40S, Silica, 1/1 hexanes/ethyl acetate) provided a pink solid which was slurried with a 3/1 ethyl acetate/hexanes solution (3.0 mL). The solid was collected by filtration to afford 6-chloro-1-isobutyl-1H-indole-3-carboxylic acid thiazol-2-ylamide (57 mg, 29%) as a light pink solid: mp 200-202°C; EI-HRMS *m/e* calcd for C<sub>16</sub>H<sub>16</sub>ClN<sub>3</sub>OS (M<sup>+</sup>) 333.0702, found 333.0707.

### Example 15

#### 6-Chloro-1-pentyl-1H-indole-3-carboxylic acid thiazol-2-ylamide



[0112] A solution of 6-chloro-1H-indole (1.0 g, 6.60 mmol) in tetrahydrofuran cooled to 0°C was treated with trifluoroacetic anhydride. This solution was stirred at 0°C

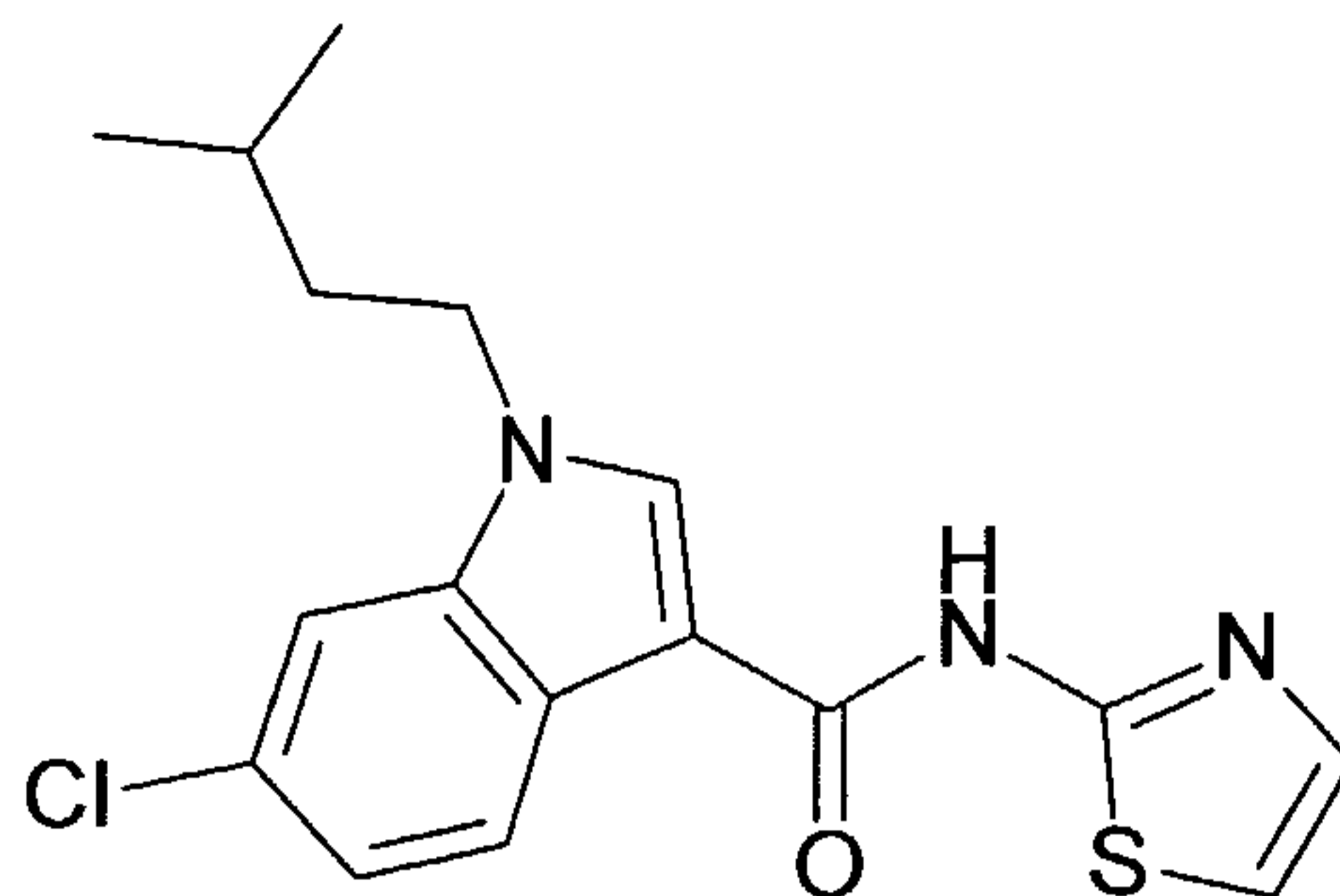
for 30 min and then was allowed to warm to 25°C where it was stirred for 1 h. At this time, the reaction was poured into water (75 mL). The resulting precipitate was collected by filtration, washed with water, and dried *in vacuo* to afford 1-(6-chloro-1H-indol-3-yl)-2,2,2-trifluoro-ethanone (1.52 g, 93%) as an off-white solid: mp 256-258°C; EI-HRMS m/e calcd for C<sub>10</sub>H<sub>15</sub>ClF<sub>3</sub>NO (M<sup>+</sup>) 247.0012, found 247.0006.

[0113] A mixture of 1-(6-chloro-1H-indol-3-yl)-2,2,2-trifluoro-ethanone (300 mg, 1.21 mmol), potassium carbonate (419 mg, 3.03 mmol), and 1-bromopentane (0.23 mL, 1.82 mmol) in *N,N*-dimethylformamide (4 mL) in a sealed reaction vessel was heated at 60°C for 16 h. At this time, the reaction was cooled to 25°C and partitioned between water (30 mL) and ethyl acetate (30 mL). This mixture was treated with a 1N aqueous hydrochloric acid solution (6 mL), shaken, and separated. The organic layer was concentrated *in vacuo* to afford a yellow solid. The resulting solid was treated with a 20% aqueous sodium hydroxide solution (7 mL) and was heated at 115°C for 24 h. At this time, the reaction was cooled to 25°C and was partitioned between water (75 mL) and ethyl acetate (75 mL). This solution was treated with a 1N aqueous hydrochloric acid solution (25 mL), shaken, and separated. The organic layer was washed with a saturated aqueous sodium chloride solution (1 x 50 mL), dried over magnesium sulfate, filtered, and concentrated *in vacuo* to afford 6-chloro-1-pentyl-1H-indole-3-carboxylic acid (315 mg, 98%) as a yellow solid: mp 152-154°C; EI-HRMS m/e calcd for C<sub>14</sub>H<sub>16</sub>ClNO<sub>2</sub> (M<sup>+</sup>) 265.0870, found 265.0865.

[0114] A solution of triphenylphosphine (355 mg, 1.35 mmol) in methylene chloride (3 mL) cooled to 0°C was treated with *N*-bromosuccinimide (240 mg, 1.35 mmol). The reaction was stirred at 0°C for 15 min. At this time, the reaction was treated with 6-chloro-1-pentyl-1H-indole-3-carboxylic acid (300 mg, 1.13 mmol). The reaction was stirred at 0°C for 10 min and then was allowed to warm to 25°C where it was stirred for 1 h. The reaction was then treated with 2-aminothiazole (283 mg, 2.83 mmol) and stirred at 25°C for 3 d. At this time, the reaction was partitioned between water (50 mL) and ethyl acetate (50 mL). This mixture was treated with a 10% aqueous hydrochloric acid solution (15 mL), shaken, and separated. The organic layer was washed with a saturated aqueous sodium

bicarbonate solution (1 x 30 mL), water (1 x 30 mL), and a saturated aqueous sodium chloride solution (1 x 30 mL). The organic layer was then dried over magnesium sulfate, filtered, and concentrated *in vacuo*. Biotage chromatography (FLASH 40S, Silica, 2/1 hexanes/ethyl acetate) afforded 6-chloro-1-pentyl-1H-indole-3-carboxylic acid thiazol-2-ylamide (101 mg, 25%) as a pink solid: mp 139-141°C; EI-HRMS m/e calcd for C<sub>17</sub>H<sub>18</sub>ClN<sub>3</sub>OS (M<sup>+</sup>) 347.0859, found 347.0859.



**Example 16****6-Chloro-1-(3-methyl-butyl)-1H-indole-3-carboxylic acid thiazol-2-ylamide**

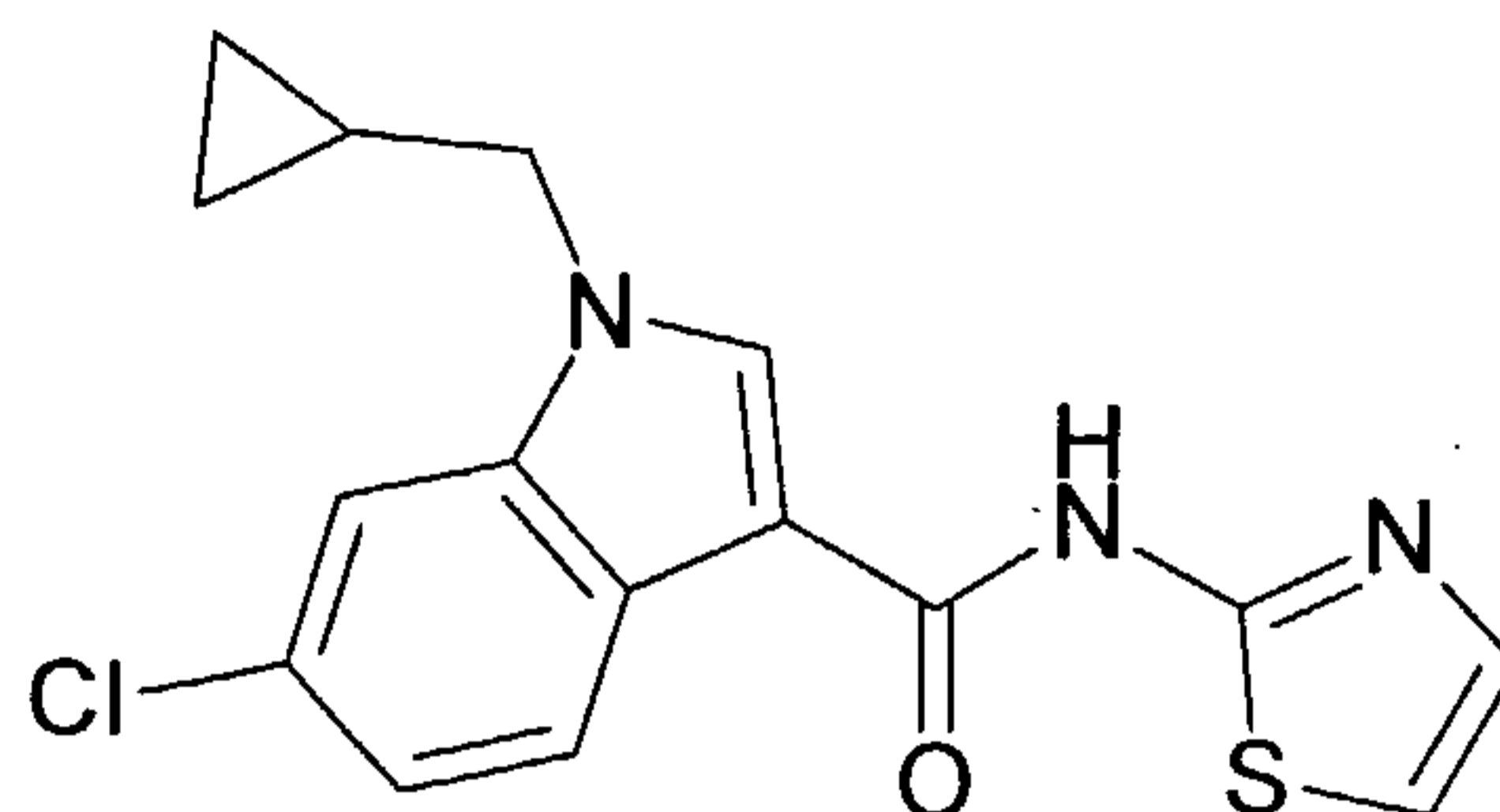
[0115] A solution of 6-chloro-1H-indole (1.0 g, 6.60 mmol) in tetrahydrofuran cooled to 0°C was treated with trifluoroacetic anhydride. This solution was stirred at 0°C for 30 min and then was allowed to warm to 25°C where it was stirred for 1 h. At this time, the reaction was poured into water (75 mL). The resulting precipitate was collected by filtration, washed with water, and dried *in vacuo* to afford 1-(6-chloro-1H-indol-3-yl)-2,2,2-trifluoro-ethanone (1.52 g, 93%) as an off-white solid: mp 256-258°C; EI-HRMS m/e calcd for C<sub>10</sub>H<sub>15</sub>ClF<sub>3</sub>NO (M<sup>+</sup>) 247.0012, found 247.0006.

[0116] A mixture of 1-(6-chloro-1H-indol-3-yl)-2,2,2-trifluoro-ethanone (200 mg, 0.81 mmol) and potassium carbonate (214 mg, 2.02 mmol) in *N,N*-dimethylformamide (2 mL) was stirred at 25°C for 30 min. This mixture was then treated with 1-bromo-3-methylbutane (0.15 mL, 1.21 mmol) and then heated at 60°C for 5 h. At this time, the reaction was cooled to 25°C and concentrated *in vacuo*. The residue was diluted with ethyl acetate (50 mL) and was washed with a saturated aqueous sodium bicarbonate solution (1 x 50 mL), water (2 x 50 mL), and a saturated aqueous sodium chloride solution (1 x 50 mL). The organic layer was dried over sodium sulfate, filtered, and concentrated *in vacuo* to afford 1-[6-chloro-1-(3-methyl-butyl)-1H-indol-3-yl]-2,2,2-trifluoro-ethanone (284.9 mg) as dark yellow solid which was used without further purification or characterization.

[0117] A mixture of 1-[6-chloro-1-(3-methyl-butyl)-1H-indol-3-yl]-2,2,2-trifluoro-ethanone (284.9 mg, 0.81 mmol) in a 20% aqueous sodium hydroxide solution (2.7 mL) was heated under reflux for 17 h. At this time, the reaction was cooled to 25°C and was diluted with water (75 mL). This mixture was extracted with diethyl ether (1 x 50 mL). The aqueous layer was acidified to pH=1 with

concentrated hydrochloric acid and then extracted with ethyl acetate (1 x 75 mL). The combined organic layers were washed with water (1 x 50 mL) and a saturated aqueous sodium chloride solution (1 x 50 mL), dried over sodium sulfate, filtered, and concentrated *in vacuo* to afford 6-chloro-1-(3-methyl-butyl)-1H-indole-3-carboxylic acid (149.3 mg, 69.5%) as a light orange solid: mp 53-55°C; EI-HRMS *m/e* calcd for C<sub>14</sub>H<sub>16</sub>ClNO<sub>2</sub> (M<sup>+</sup>) 265.0870, found 265.0860.

[0118] A solution of triphenylphosphine (180 mg, 0.69 mmol) in methylene chloride (2 mL) cooled to 0°C was treated with *N*-bromosuccinimide (122 mg, 0.69 mmol). The reaction was stirred at 0°C for 10 min. At this time, the reaction was treated with 6-chloro-1-(3-methyl-butyl)-1H-indole-3-carboxylic acid (140 mg, 0.53 mmol). The reaction was stirred at 0°C for 10 min and then was allowed to warm to 25°C where it was stirred for 30 min. The reaction was then treated with 2-aminothiazole (132 mg, 1.32 mmol) and stirred at 25°C for 3 d. At this time, the reaction was partitioned between water (50 mL) and ethyl acetate (50 mL). This mixture was treated with a 10% aqueous hydrochloric acid solution (15 mL), shaken, and separated. The organic layer was washed with a saturated aqueous sodium bicarbonate solution (1 x 25 mL), water (1 x 25 mL), and a saturated aqueous sodium chloride solution (1 x 25 mL). The organic layer was then dried over magnesium sulfate, filtered, and concentrated *in vacuo*. Biotage chromatography (FLASH 40S, Silica, 1/1 hexanes/ethyl acetate) provided a pink solid which was slurried with a 3/1 ethyl acetate/hexanes solution (3 mL). The solid was collected by filtration to afford 6-chloro-1-(3-methyl-butyl)-1H-indole-3-carboxylic acid thiazol-2-ylamide (58 mg, 31%) as a white solid: mp 179-180°C; EI-HRMS *m/e* calcd for C<sub>17</sub>H<sub>18</sub>ClN<sub>3</sub>OS (M<sup>+</sup>) 347.0859, found 347.0864.

**Example 17****6-Chloro-1-cyclopropylmethyl-1H-indole-3-carboxylic acid thiazol-2-ylamide**

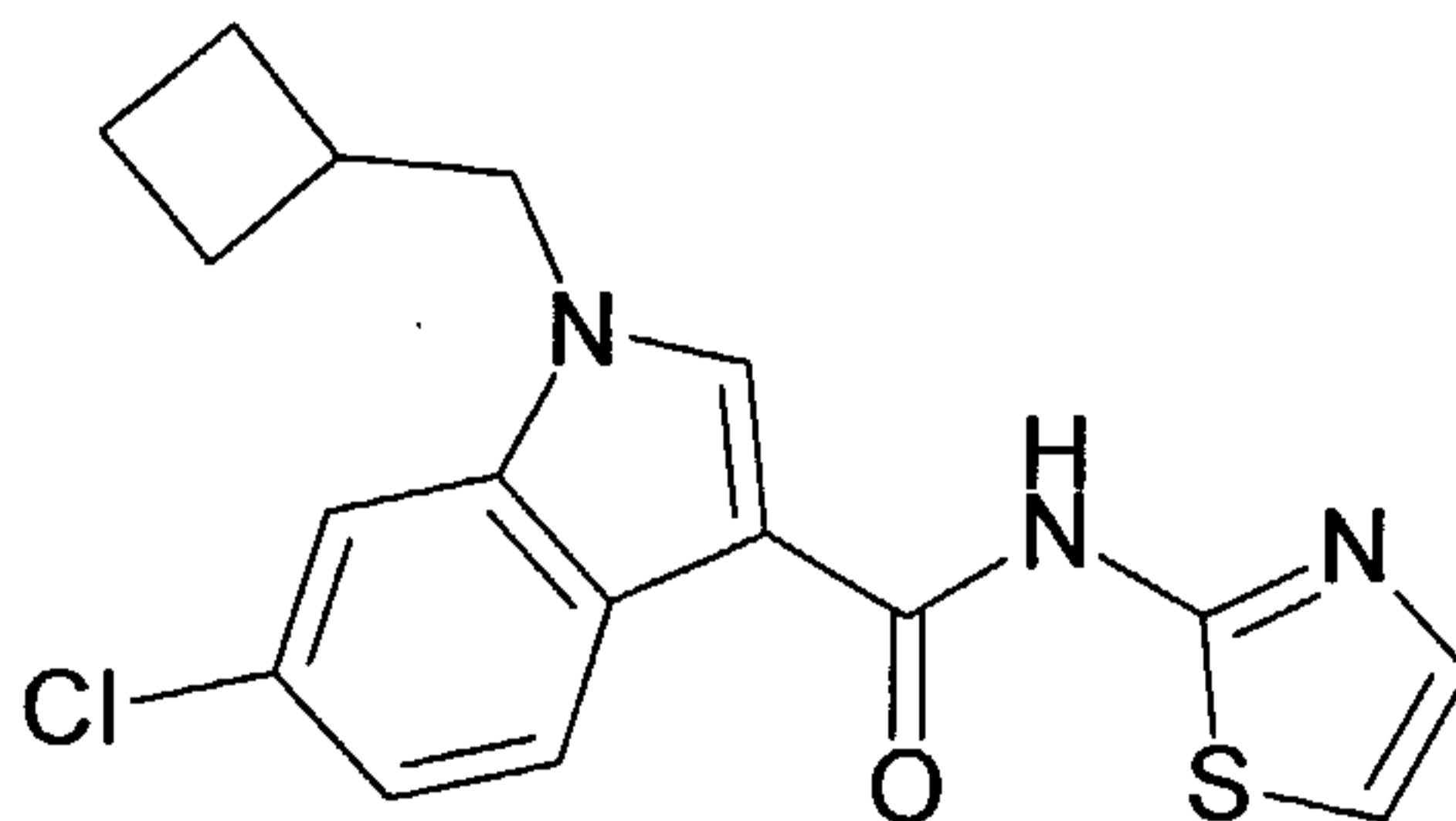
[0119] A solution of 6-chloro-1H-indole (1.0 g, 6.60 mmol) in tetrahydrofuran cooled to 0°C was treated with trifluoroacetic anhydride. This solution was stirred at 0°C for 30 min and then was allowed to warm to 25°C where it was stirred for 1 h. At this time, the reaction was poured into water (75 mL). The resulting precipitate was collected by filtration, washed with water, and dried *in vacuo* to afford 1-(6-chloro-1H-indol-3-yl)-2,2,2-trifluoro-ethanone (1.52 g, 93%) as an off-white solid: mp 256-258°C; EI-HRMS m/e calcd for C<sub>10</sub>H<sub>15</sub>ClF<sub>3</sub>NO (M<sup>+</sup>) 247.0012, found 247.0006.

[0120] A mixture of 1-(6-chloro-1H-indol-3-yl)-2,2,2-trifluoro-ethanone (300 mg, 1.21 mmol), potassium carbonate (419 mg, 3.03 mmol), and (bromomethyl)-cyclopropane (0.18 mL, 1.82 mmol) in *N,N*-dimethylformamide (4 mL) in a sealed reaction vessel was stirred at 60°C for 16 h. At this time, the reaction was cooled to 25°C and partitioned between water (30 mL) and ethyl acetate (30 mL). This mixture was treated with a 1N aqueous hydrochloric acid solution (5 mL), shaken, and separated. The organic layer was dried over magnesium sulfate, filtered, and concentrated *in vacuo* to afford a yellow oil. The resulting oil was treated with a 20% aqueous sodium hydroxide solution (7 mL) and was heated at 110°C for 2 d. At this time, the reaction was cooled to 25°C and was partitioned between water (75 mL) and ethyl acetate (75 mL). This solution was treated with a 1N aqueous hydrochloric acid solution (30 mL), shaken, and separated. The organic layer was washed with a saturated aqueous sodium chloride solution (1 x 50 mL), dried over magnesium sulfate, filtered, and concentrated *in vacuo* to afford 6-chloro-1-cyclopropylmethyl-1H-indole-3-carboxylic acid (287 mg, 95%) as a pale yellow solid: mp 219-220°C; EI-HRMS m/e calcd for C<sub>13</sub>H<sub>12</sub>ClNO<sub>2</sub> (M<sup>+</sup>) 249.0556, found 249.0558.

[0121] A solution of triphenylphosphine (315 mg, 1.20 mmol) in methylene chloride (3 mL) cooled to 0°C was treated with *N*-bromosuccinimide (214 mg, 1.20 mmol). The reaction was stirred at 0°C for 20 min. At this time, the reaction was treated with 6-chloro-1-cyclopropylmethyl-1H-indole-3-carboxylic acid (250 mg, 1.00 mmol). The reaction was stirred at 0°C for 15 min and then was allowed to warm to 25°C where it was stirred for 45 min. The reaction was then treated with 2-aminothiazole (250 mg, 2.50 mmol) and stirred at 25°C for 24 h. At this time, the reaction was partitioned between water (50 mL) and ethyl acetate (50 mL). This mixture was treated with a 10% aqueous hydrochloric acid solution (10 mL), shaken, and separated. The organic layer was washed with a saturated aqueous sodium bicarbonate solution (1 x 50 mL), water (1 x 50 mL), and a saturated aqueous sodium chloride solution (1 x 50 mL), dried over magnesium sulfate, filtered, and concentrated *in vacuo*. Biotage chromatography (FLASH 40S, Silica, 1/1 hexanes/ethyl acetate) afforded a yellow solid. This solid was dissolved in ethyl acetate (25 mL) and was washed with a 1N aqueous sodium hydroxide solution (1 x 25 mL). The organic layer was dried over magnesium sulfate, filtered, and concentrated *in vacuo* to afford 6-chloro-1-cyclopropylmethyl-1H-indole-3-carboxylic acid thiazol-2-ylamide (25 mg, 8%) as a yellow solid: mp 185-187°C; EI-HRMS *m/e* calcd for C<sub>16</sub>H<sub>14</sub>ClN<sub>3</sub>OS (M<sup>+</sup>) 331.0542, found 331.0542.

### Example 18

#### 6-Chloro-1-cyclobutylmethyl-1H-indole-3-carboxylic acid thiazol-2-ylamide



[0122] A solution of 6-chloro-1H-indole (1.0 g, 6.60 mmol) in tetrahydrofuran cooled to 0°C was treated with trifluoroacetic anhydride. This solution was stirred at 0°C for 30 min and then was allowed to warm to 25°C where it was stirred for 1 h. At this time, the reaction was poured into water (75 mL). The resulting precipitate was collected by filtration, washed with water, and dried *in vacuo* to afford 1-(6-chloro-1H-indol-3-yl)-2,2,2-trifluoro-ethanone (1.52 g, 93%) as an off-white

solid: mp 256-258°C; EI-HRMS m/e calcd for C<sub>10</sub>H<sub>15</sub>ClF<sub>3</sub>NO (M<sup>+</sup>) 247.0012, found 247.0006.

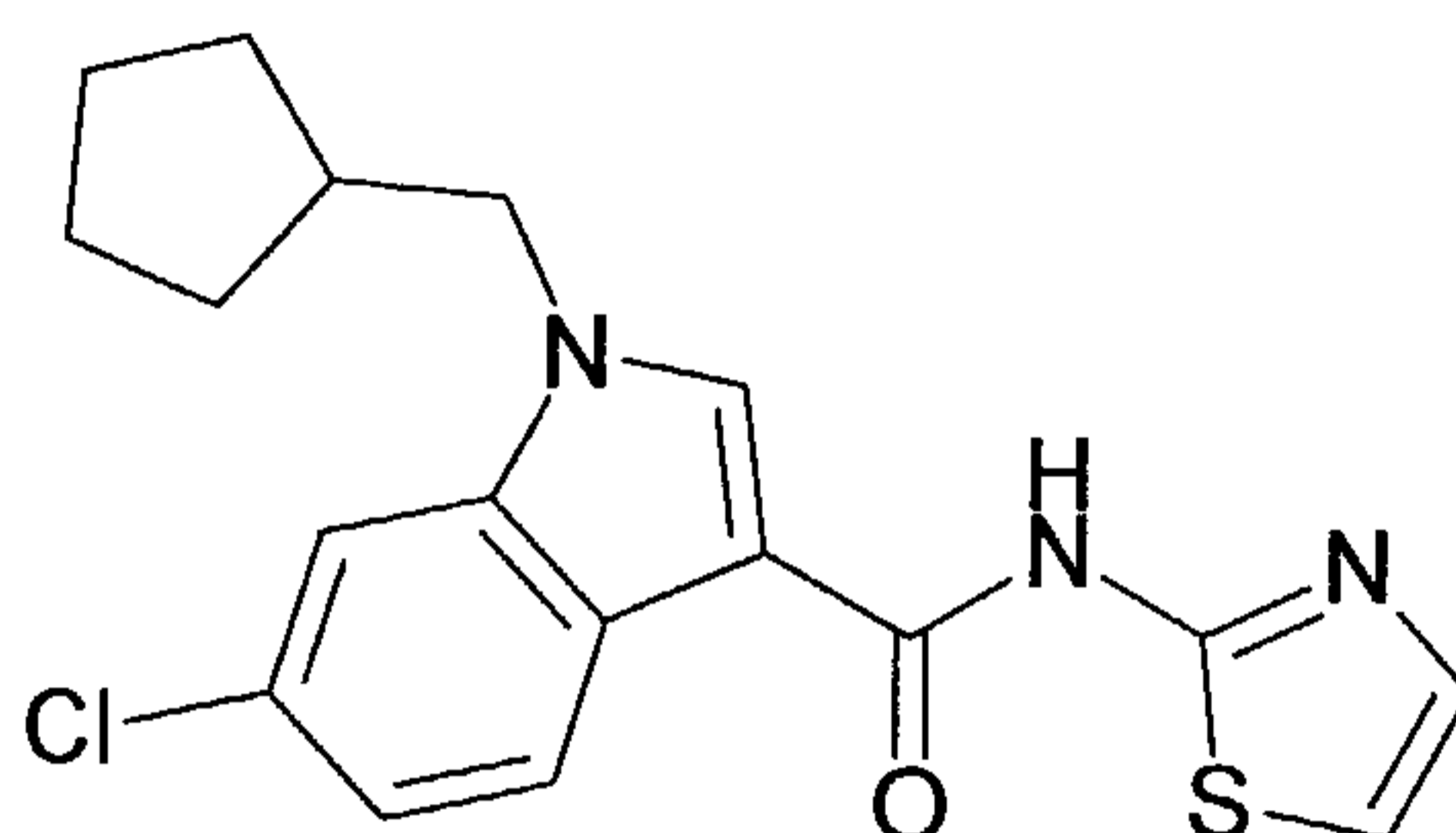
[0123] A mixture of 1-(6-chloro-1H-indol-3-yl)-2,2,2-trifluoro-ethanone (300 mg, 1.21 mmol), potassium carbonate (419 mg, 3.03 mmol), and (bromomethyl)-cyclobutane (0.21 mL, 1.82 mmol) in *N,N*-dimethylformamide (4 mL) in a sealed reaction vessel was heated at 60°C for 16 h. At this time, the reaction was cooled to 25°C and partitioned between water (30 mL) and ethyl acetate (30 mL). This mixture was treated with a 1N aqueous hydrochloric acid solution (6 mL), shaken, and separated. The organic layer was dried over magnesium sulfate, filtered, and concentrated *in vacuo* to afford a yellow solid. The resulting solid was treated with a 20% aqueous sodium hydroxide solution (7 mL) and was heated at 115°C for 24 h. At this time, the reaction was cooled to 25°C and was partitioned between water (75 mL) and ethyl acetate (75 mL). This solution was treated with a 1N aqueous hydrochloric acid solution (30 mL), shaken, and separated. The organic layer was washed with a saturated aqueous sodium chloride solution (1 x 50 mL), dried over magnesium sulfate, filtered, and concentrated *in vacuo* to afford 6-chloro-1-cyclobutylmethyl-1H-indole-3-carboxylic acid (318 mg, 99%) as a yellow solid: mp 191-193°C; EI-HRMS m/e calcd for C<sub>14</sub>H<sub>14</sub>ClNO<sub>2</sub> (M<sup>+</sup>) 263.0713, found 263.0715.

[0124] A solution of triphenylphosphine (358 mg, 1.37 mmol) in methylene chloride (3 mL) cooled to 0°C was treated with *N*-bromosuccinimide (243 mg, 1.37 mmol). The reaction was stirred at 0°C for 15 min. At this time, the reaction was treated with 6-chloro-1-cyclobutylmethyl-1H-indole-3-carboxylic acid (300 mg, 1.14 mmol). The reaction was stirred at 0°C for 10 min and then was allowed to warm to 25°C where it was stirred for 1 h. The reaction was then treated with 2-aminothiazole (285 mg, 2.85 mmol) and stirred at 25°C for 18 h. At this time, the reaction was partitioned between water (50 mL) and ethyl acetate (50 mL). This mixture was treated with a 10% aqueous hydrochloric acid solution (15 mL), shaken, and separated. The organic layer was washed with a saturated aqueous sodium bicarbonate solution (1 x 30 mL), water (1 x 30 mL), and a saturated aqueous sodium chloride solution (1 x 30 mL), dried over magnesium sulfate, filtered, and concentrated *in vacuo*. Biotage chromatography (FLASH 40S, Silica,

1/1 hexanes/ethyl acetate) afforded a yellow solid. This solid was dissolved in ethyl acetate (25 mL) and was washed with a 1N aqueous sodium hydroxide solution (1 x 25 mL). The organic layer was dried over magnesium sulfate, filtered, and concentrated *in vacuo* to afford 6-chloro-1-cyclobutylmethyl-1H-indole-3-carboxylic acid thiazol-2-ylamid (85 mg, 21%) as a yellow solid: mp 169-173°C; EI-HRMS m/e calcd for C<sub>17</sub>H<sub>16</sub>ClN<sub>3</sub>OS (M<sup>+</sup>) 345.0703, found 345.0700.

### Example 19

#### 6-Chloro-1-cyclopentylmethyl-1H-indole-3-carboxylic acid thiazol-2-ylamide



[0125] A solution of 6-chloro-1H-indole (1.0 g, 6.60 mmol) in tetrahydrofuran cooled to 0°C was treated with trifluoroacetic anhydride. This solution was stirred at 0°C for 30 min and then was allowed to warm to 25°C where it was stirred for 1 h. At this time, the reaction was poured into water (75 mL). The resulting precipitate was collected by filtration, washed with water, and dried *in vacuo* to afford 1-(6-chloro-1H-indol-3-yl)-2,2,2-trifluoro-ethanone (1.52 g, 93%) as an off-white solid: mp 256-258°C; EI-HRMS m/e calcd for C<sub>10</sub>H<sub>15</sub>ClF<sub>3</sub>NO (M<sup>+</sup>) 247.0012, found 247.0006.

[0126] A solution of triphenylphosphine (28.80 g, 109.8 mmol) and imidazole (14.9 g, 219.6 mmol) in methylene chloride (160 mL) was cooled to 0°C and then slowly treated with iodine (27.87 g, 109.8 mmol). The reaction mixture was then treated dropwise with a solution of cyclopentylmethanol (10.00 g, 99.8 mmol) in methylene chloride (10 mL). The resulting reaction mixture was allowed to warm to 25°C where it was stirred for 4 h. The reaction mixture was then diluted with water (50 mL), and the reaction mixture was further extracted with methylene chloride (3 x 20 mL). The combined organic layers were dried over sodium sulfate, filtered, and concentrated *in vacuo* at 25°C. The resulting solid was washed with pentane (4 x 50 mL) and filtered through a silica gel plug. The

filtrate was concentrated *in vacuo* at 25°C to afford iodomethylcyclopentane (18.48 g, 88%) as a clear colorless liquid: EI-HRMS *m/e* calcd for C<sub>6</sub>H<sub>11</sub>I (M<sup>+</sup>) 209.9906, found 209.9911.

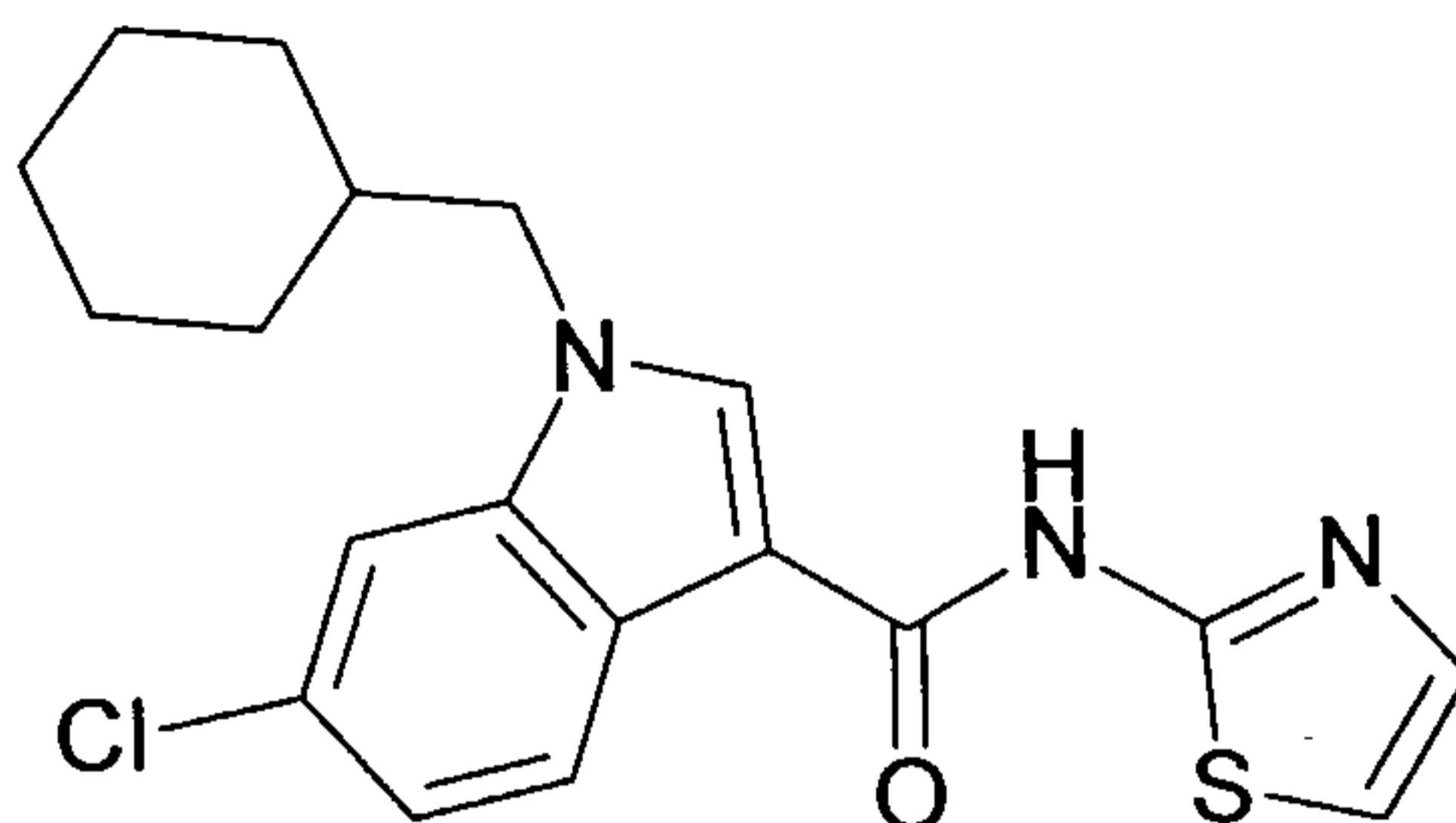
[0127] A mixture of 1-(6-chloro-1H-indol-3-yl)-2,2,2-trifluoro-ethanone (300 mg, 1.21 mmol), potassium carbonate (419 mg, 3.03 mmol), and iodomethylcyclopentane (383 mg, 1.82 mmol) in *N,N*-dimethylformamide (4 mL) in a sealed reaction vessel was heated at 60°C for 6 h. At this time, the reaction was cooled to 25°C and partitioned between water (50 mL) and ethyl acetate (50 mL). This mixture was treated with a 1N aqueous hydrochloric acid solution (15 mL), shaken, and separated. The organic layer was concentrated *in vacuo* to afford an orange oil. The resulting oil was treated with a 20% aqueous sodium hydroxide solution (7 mL) and was heated at 110°C for 40 h. At this time, the reaction was cooled to 25°C and was partitioned between water (50 mL) and ethyl acetate (50 mL). This solution was treated with a 1N aqueous hydrochloric acid solution (20 mL), shaken, and separated. The organic layer was washed with a saturated aqueous sodium chloride solution (1 x 50 mL), dried over magnesium sulfate, filtered, and concentrated *in vacuo* to afford 6-chloro-1-cyclopentylmethyl-1H-indole-3-carboxylic acid (331 mg, 98%) as a yellow-orange solid: mp 181-184°C; EI-HRMS *m/e* calcd for C<sub>15</sub>H<sub>16</sub>ClNO<sub>2</sub> (M<sup>+</sup>) 277.0870, found 277.0873.

[0128] A solution of triphenylphosphine (300 mg, 1.08 mmol) in methylene chloride (3 mL) cooled to 0°C was treated with *N*-bromosuccinimide (231 mg, 1.30 mmol). The reaction was stirred at 0°C for 15 min. At this time, the reaction was treated with 6-chloro-1-cyclopentylmethyl-1H-indole-3-carboxylic acid (300 mg, 1.08 mmol). The reaction was stirred at 0°C for 5 min and then was allowed to warm to 25°C where it was stirred for 30 min. The reaction was then treated with 2-aminothiazole (270 mg, 2.70 mmol) and stirred at 25°C for 20 h. At this time, the reaction was partitioned between water (30 mL) and ethyl acetate (30 mL). This mixture was treated with a 10% aqueous hydrochloric acid solution (10 mL), shaken, and separated. The organic layer was washed with a saturated aqueous sodium chloride solution (1 x 30 mL), dried over magnesium sulfate, filtered, and concentrated *in vacuo*. Biotage chromatography (FLASH 40S, Silica, 1/1

hexanes/ethyl acetate) afforded a pink foam. This foam was recrystallized from 3/1 hexanes/ethyl acetate to afford 6-chloro-1-cyclopentylmethyl-1H-indole-3-carboxylic acid thiazol-2-ylamide (87 mg, 22%) as a pink solid: mp 117-119°C; EI-HRMS m/e calcd for C<sub>18</sub>H<sub>18</sub>ClN<sub>3</sub>OS (M<sup>+</sup>) 359.0859, found 359.0854.

### Example 20

#### 6-Chloro-1-cyclohexylmethyl-1H-indole-3-carboxylic acid thiazol-2-ylamide



[0129] A solution of 6-chloro-1H-indole (1.0 g, 6.60 mmol) in tetrahydrofuran cooled to 0°C was treated with trifluoroacetic anhydride. This solution was stirred at 0°C for 30 min and then was allowed to warm to 25°C where it was stirred for 1 h. At this time, the reaction was poured into water (75 mL). The resulting precipitate was collected by filtration, washed with water, and dried *in vacuo* to afford 1-(6-chloro-1H-indol-3-yl)-2,2,2-trifluoro-ethanone (1.52 g, 93%) as an off-white solid: mp 256-258°C; EI-HRMS m/e calcd for C<sub>10</sub>H<sub>15</sub>ClF<sub>3</sub>NO (M<sup>+</sup>) 247.0012, found 247.0006.

[0130] A mixture of 1-(6-chloro-1H-indol-3-yl)-2,2,2-trifluoro-ethanone (300 mg, 1.21 mmol), potassium carbonate (419 mg, 3.03 mmol), and bromomethylcyclohexane (0.25 mL, 1.82 mmol) in *N,N*-dimethylformamide (4 mL) in a sealed reaction vessel was heated at 60°C for 6 h. At this time, the reaction was cooled to 25°C and partitioned between water (50 mL) and ethyl acetate (50 mL). This mixture was treated with a 1N aqueous hydrochloric acid solution (15 mL), shaken, and separated. The organic layer was concentrated *in vacuo* to afford an orange oil. The resulting oil was treated with a 20% aqueous sodium hydroxide solution (7 mL) and was heated at 110°C for 40 h. At this time, the reaction was cooled to 25°C and was partitioned between water (50 mL) and ethyl acetate (50 mL). This solution was treated with a 1N aqueous hydrochloric acid solution (20 mL), shaken, and separated. The organic layer was washed with a saturated aqueous sodium chloride solution (1 x 50 mL), dried over magnesium

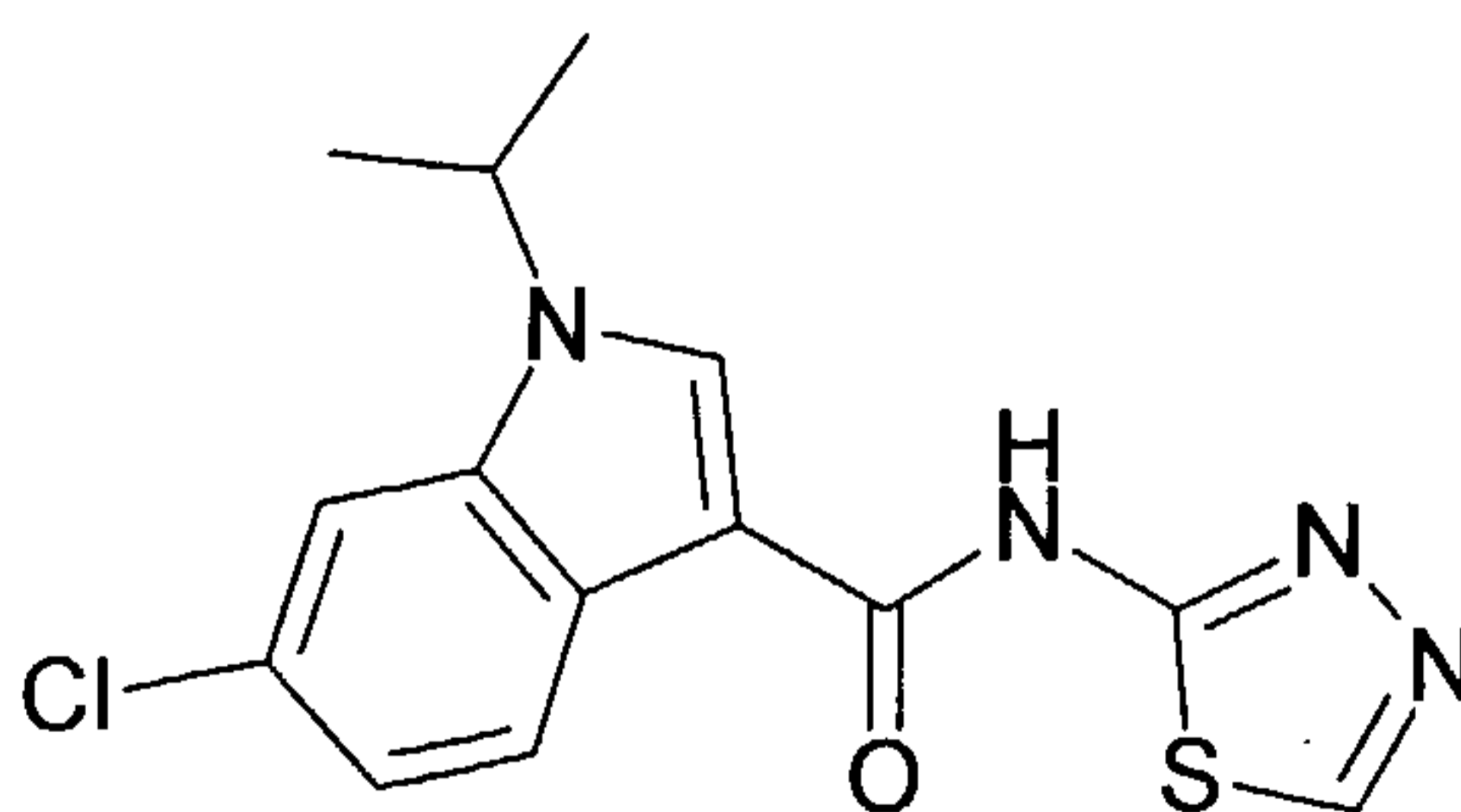


sulfate, filtered, and concentrated *in vacuo* to provide a yellow solid. The resulting solid was slurried in a solution of 3/1 hexanes/ethyl acetate for 5 min. The solid was then collected by filtration to afford 6-chloro-1-cyclohexylmethyl-1H-indole-3-carboxylic acid (247 mg, 70%) as a pale yellow solid: mp 170-172°C; EI-HRMS *m/e* calcd for C<sub>16</sub>H<sub>18</sub>ClNO<sub>2</sub> (M<sup>+</sup>) 291.1026, found 291.1026.

[0131] A solution of triphenylphosphine (240 mg, 0.82 mmol) in methylene chloride (3 mL) cooled to 0°C was treated with *N*-bromosuccinimide (176 mg, 0.99 mmol). The reaction was stirred at 0°C for 15 min. At this time, the reaction was treated with 6-chloro-1-cyclohexylmethyl-1H-indole-3-carboxylic acid (240 mg, 0.82 mmol). The reaction was stirred at 0°C for 5 min and then was allowed to warm to 25°C where it was stirred for 30 min. The reaction was then treated with 2-aminothiazole (206 mg, 2.06 mmol) and stirred at 25°C for 20 h. At this time, the reaction was partitioned between water (30 mL) and ethyl acetate (30 mL). This mixture was treated with a 10% aqueous hydrochloric acid solution (10 mL), shaken, and separated. The organic layer was washed with a saturated aqueous sodium chloride solution (1 x 30 mL), dried over magnesium sulfate, filtered, and concentrated *in vacuo*. Biotage chromatography (FLASH 40S, Silica, 1/1 hexanes/ethyl acetate) afforded a pink foam. This foam was recrystallized from 3/1 hexanes/ethyl acetate to afford 6-chloro-1-cyclohexylmethyl-1H-indole-3-carboxylic acid thiazol-2-ylamide (48 mg, 16%) as a light pink solid: mp 181-183°C; EI-HRMS *m/e* calcd for C<sub>19</sub>H<sub>20</sub>ClN<sub>3</sub>OS (M<sup>+</sup>) 373.1016, found 373.1024.

### Example 21

#### 6-Chloro-1-isopropyl-1H-indole-3-carboxylic acid [1,3,4]thiadiazol-2-ylamide



[0132] A solution of 6-chloro-1H-indole (1.0 g, 6.60 mmol) in tetrahydrofuran cooled to 0°C was treated with trifluoroacetic anhydride. This solution was stirred at 0°C for 30 min and then was allowed to warm to 25°C where it was stirred for 1 h. At this time, the reaction was poured into water (75 mL). The resulting precipitate

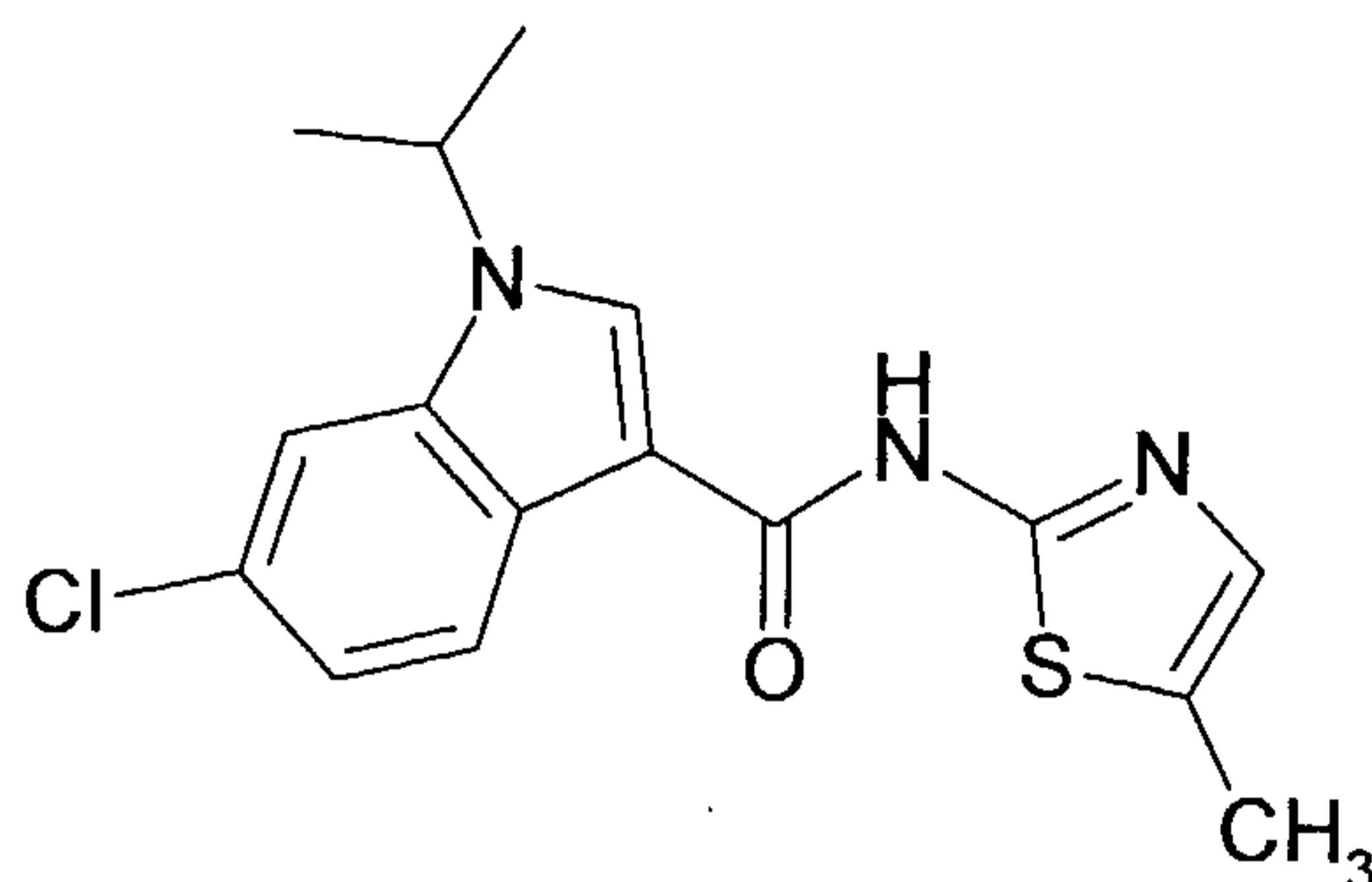
was collected by filtration, washed with water, and dried *in vacuo* to afford 1-(6-chloro-1H-indol-3-yl)-2,2,2-trifluoro-ethanone (1.52 g, 93%) as an off-white solid: mp 256-258°C; EI-HRMS m/e calcd for C<sub>10</sub>H<sub>15</sub>ClF<sub>3</sub>NO (M<sup>+</sup>) 247.0012, found 247.0006.

[0133] A solution of 1-(6-chloro-1H-indol-3-yl)-2,2,2-trifluoro-ethanone in *N,N*-dimethylformamide (5 mL) was treated with potassium carbonate (698 mg, 5.05 mmol). The reaction was stirred at 25°C for 15 min and then was treated with 2-iodopropane (0.30 mL, 3.03 mmol). This mixture was heated at 65°C for 20 h. At this time, the reaction was cooled to 25°C, quenched with water (5 mL), and then partitioned between water (50 mL) and ethyl acetate (50 mL). This mixture was treated with a saturated aqueous sodium chloride solution (1 x 25 mL), shaken, and separated. The organic layer was then dried over magnesium sulfate, filtered, and concentrated *in vacuo*. Biotage chromatography (FLASH 40M, Silica, 3/1 hexanes/ethyl acetate) afforded 1-(6-chloro-1-isopropyl-1H-indol-3-yl)-2,2,2-trifluoro-ethanone (483 mg, 83%) as a pale pink solid: mp 94-96°C; EI-HRMS m/e calcd for C<sub>13</sub>H<sub>11</sub>ClF<sub>3</sub>NO (M<sup>+</sup>) 289.0481, found 289.0482.

[0134] A mixture of 1-(6-chloro-1-isopropyl-1H-indol-3-yl)-2,2,2-trifluoro-ethanone (475 mg, 1.64 mmol) in a 20% aqueous sodium hydroxide solution was heated at 110°C for 18 h. At this time, the reaction was cooled to 25°C and treated with a 1N aqueous hydrochloric acid solution. This solution was extracted with ethyl acetate (1 x 50 mL). The organic layer was dried over magnesium sulfate, filtered, and concentrated *in vacuo* to afford 6-chloro-1-isopropyl-1H-indole-3-carboxylic acid (385 mg, 99%) as a yellow solid: mp 206-208°C; EI-HRMS m/e calcd for C<sub>12</sub>H<sub>12</sub>ClNO<sub>2</sub> (M<sup>+</sup>) 237.0056, found 237.0554.

[0135] A solution of 6-chloro-1-isopropyl-1H-indole-3-carboxylic acid (150 mg, 0.63 mmol) in toluene (3 mL) at 25°C was treated with oxalyl chloride (0.09 mL, 1.10 mmol). The reaction was stirred at 25°C for 2 h and then was treated with *N,N*-dimethylformamide (1 drop). The reaction was then stirred at 25°C for 1 h. At this time, the solution was concentrated *in vacuo*. The residue was dissolved in toluene (2 mL) and was treated with a solution of [1,3,4]thiadiazol-2-ylamine (128 mg, 1.26 mmol) in *N,N*-dimethylformamide (1 mL). This mixture was stirred at

25°C for 3 h. At this time, the reaction was partitioned between water (30 mL) and ethyl acetate (30 mL). This mixture was treated with a 1N aqueous hydrochloric acid solution (10 mL), shaken, and separated. The organic layer was washed with a saturated aqueous sodium chloride solution (1 x 30 mL), dried over magnesium sulfate, filtered, and concentrated *in vacuo*. Biotage chromatography (FLASH 40S, Silica, 1/1 hexanes/ethyl acetate) afforded a white solid. This solid was dissolved in a 1/1 hexanes/ethyl acetate solution and washed with a saturated aqueous sodium bicarbonate solution (1 x 10 mL) and a saturated aqueous sodium chloride solution (1 x 10 mL). The organic layer was dried over magnesium sulfate, filtered, and concentrated *in vacuo* to afford 6-chloro-1-isopropyl-1H-indole-3-carboxylic acid [1,3,4]thiadiazol-2-ylamide (12 mg, 6%) as a white solid: mp 274-275°C; (ES)<sup>+</sup>-HRMS m/e calcd for C<sub>14</sub>H<sub>13</sub>ClN<sub>4</sub>OS (M+H)<sup>+</sup> 321.0572, found 321.0575.

**Example 22****6-Chloro-1-isopropyl-1H-indole-3-carboxylic acid (5-methyl-thiazol-2-yl)-amide**

[0136] A solution of 6-chloro-1H-indole (1.0 g, 6.60 mmol) in tetrahydrofuran cooled to 0°C was treated with trifluoroacetic anhydride. This solution was stirred at 0°C for 30 min and then was allowed to warm to 25°C where it was stirred for 1 h. At this time, the reaction was poured into water (75 mL). The resulting precipitate was collected by filtration, washed with water, and dried *in vacuo* to afford 1-(6-chloro-1H-indol-3-yl)-2,2,2-trifluoro-ethanone (1.52 g, 93%) as an off-white solid: mp 256-258°C; EI-HRMS m/e calcd for C<sub>10</sub>H<sub>15</sub>ClF<sub>3</sub>NO (M<sup>+</sup>) 247.0012, found 247.0006.

[0137] A solution of 1-(6-chloro-1H-indol-3-yl)-2,2,2-trifluoro-ethanone in *N,N*-dimethylformamide (5 mL) was treated with potassium carbonate (698 mg, 5.05 mmol). The reaction was stirred at 25°C for 15 min and then was treated with 2-iodopropane (0.30 mL, 3.03 mmol). This mixture was heated at 65°C for 20 h. At this time, the reaction was cooled to 25°C, quenched with water (5 mL), and then partitioned between water (50 mL) and ethyl acetate (50 mL). This mixture was treated with a saturated aqueous sodium chloride solution (1 x 25 mL), shaken, and separated. The organic layer was then dried over magnesium sulfate, filtered, and concentrated *in vacuo*. Biotage chromatography (FLASH 40M, Silica, 3/1 hexanes/ethyl acetate) afforded 1-(6-chloro-1-isopropyl-1H-indol-3-yl)-2,2,2-trifluoro-ethanone (483 mg, 83%) as a pale pink solid: mp 94-96°C; EI-HRMS m/e calcd for C<sub>13</sub>H<sub>11</sub>ClF<sub>3</sub>NO (M<sup>+</sup>) 289.0481, found 289.0482.

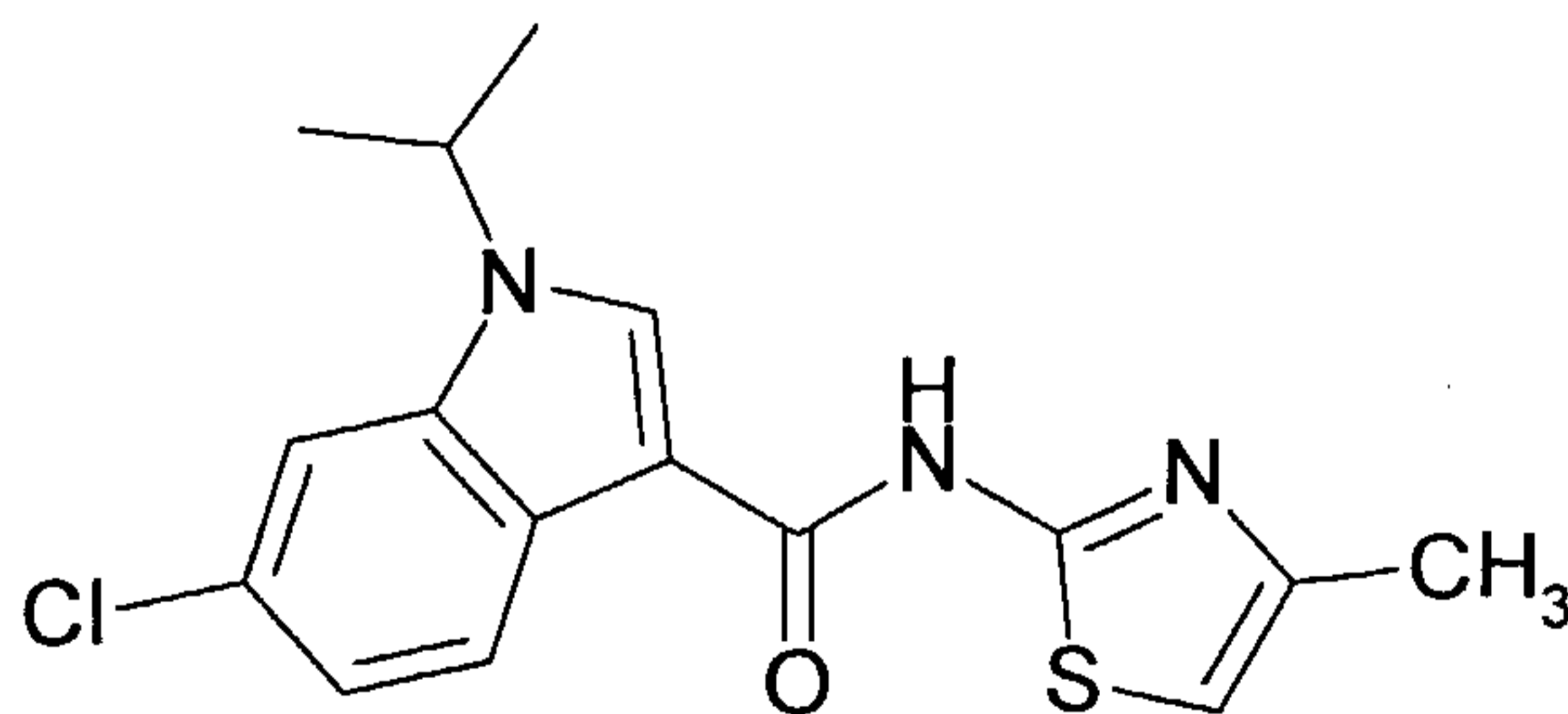
[0138] A mixture of 1-(6-chloro-1-isopropyl-1H-indol-3-yl)-2,2,2-trifluoro-ethanone (475 mg, 1.64 mmol) in a 20% aqueous sodium hydroxide solution was heated at 110°C for 18 h. At this time, the reaction was cooled to 25°C and treated with a 1N aqueous hydrochloric acid solution. This solution was extracted with ethyl

acetate (1 x 50 mL). The organic layer was dried over magnesium sulfate, filtered, and concentrated *in vacuo* to afford 6-chloro-1-isopropyl-1H-indole-3-carboxylic acid (385 mg, 99%) as a yellow solid: mp 206-208°C; EI-HRMS m/e calcd for C<sub>12</sub>H<sub>12</sub>ClNO<sub>2</sub> (M<sup>+</sup>) 237.0056, found 237.0554.

[0139] A solution of triphenylphosphine (251 mg, 0.82 mmol) in methylene chloride (3 mL) cooled to 0°C was treated with *N*-bromosuccinimide (146 mg, 0.82 mmol). This solution was stirred at 0°C for 5 min. At this time, the reaction was treated with 6-chloro-1-isopropyl-1H-indole-3-carboxylic acid (150 mg, 0.63 mmol). This solution was stirred at 0°C for 5 min and then was allowed to warm to 25°C where it was stirred for 30 min. The reaction was then treated with 5-methyl-thiazol-2-ylamine (166 mg, 1.45 mmol) and was stirred at 25°C for 2 d. At this time, the reaction was diluted with water (25 mL) and ethyl acetate (25 mL). This mixture was treated with a 1N aqueous hydrochloric acid solution (5 mL). The organic layer was separated and was washed with a saturated aqueous sodium bicarbonate solution (1 x 10 mL) and a saturated aqueous sodium chloride solution (1 x 10 mL). The organic layer was dried over magnesium sulfate, filtered, and concentrated *in vacuo*. Biotage chromatography (FLASH 40S, Silica, 1/1 hexanes/ethyl acetate) afforded 6-chloro-1-isopropyl-1H-indole-3-carboxylic acid (5-methyl-thiazol-2-yl)-amide (120 mg, 57%) as a pink solid: mp 216-219°C; (ES)<sup>+</sup>-HRMS m/e calcd for C<sub>16</sub>H<sub>16</sub>ClN<sub>3</sub>OS (M<sup>+</sup>) 333.0703, found 333.0708.

### Example 23

#### 6-Chloro-1-isopropyl-1H-indole-3-carboxylic acid (4-methyl-thiazol-2-yl)-amide



[0140] A solution of 6-chloro-1H-indole (1.0 g, 6.60 mmol) in tetrahydrofuran cooled to 0°C was treated with trifluoroacetic anhydride. This solution was stirred at 0°C for 30 min and then was allowed to warm to 25°C where it was stirred for 1 h. At this time, the reaction was poured into water (75 mL). The resulting precipitate was collected by filtration, washed with water, and dried *in vacuo* to afford 1-(6-

chloro-1H-indol-3-yl)-2,2,2-trifluoro-ethanone (1.52 g, 93%) as an off-white solid: mp 256-258°C; EI-HRMS m/e calcd for C<sub>10</sub>H<sub>15</sub>ClF<sub>3</sub>NO (M<sup>+</sup>) 247.0012, found 247.0006.

[0141] A solution of 1-(6-chloro-1H-indol-3-yl)-2,2,2-trifluoro-ethanone in *N,N*-dimethylformamide (5 mL) was treated with potassium carbonate (698 mg, 5.05 mmol). The reaction was stirred at 25°C for 15 min and then was treated with 2-iodopropane (0.30 mL, 3.03 mmol). This mixture was heated at 65°C for 20 h. At this time, the reaction was cooled to 25°C, quenched with water (5 mL), and then partitioned between water (50 mL) and ethyl acetate (50 mL). This mixture was treated with a saturated aqueous sodium chloride solution (1 x 25 mL), shaken, and separated. The organic layer was then dried over magnesium sulfate, filtered, and concentrated *in vacuo*. Biotage chromatography (FLASH 40M, Silica, 3/1 hexanes/ethyl acetate) afforded 1-(6-chloro-1-isopropyl-1H-indol-3-yl)-2,2,2-trifluoro-ethanone (483 mg, 83%) as a pale pink solid: mp 94-96°C; EI-HRMS m/e calcd for C<sub>13</sub>H<sub>11</sub>ClF<sub>3</sub>NO (M<sup>+</sup>) 289.0481, found 289.0482.

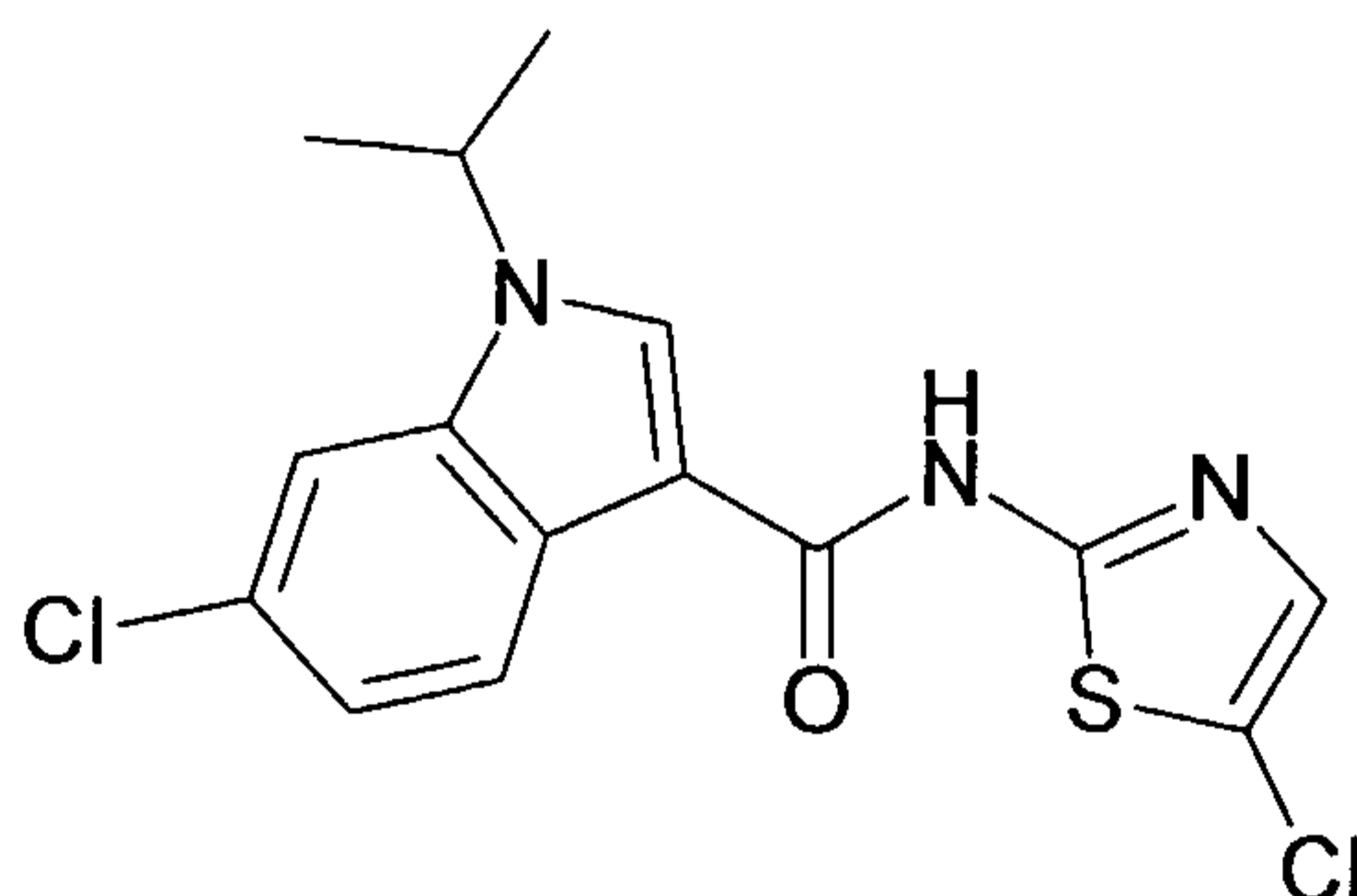
[0142] A mixture of 1-(6-chloro-1-isopropyl-1H-indol-3-yl)-2,2,2-trifluoro-ethanone (475 mg, 1.64 mmol) in a 20% aqueous sodium hydroxide solution was heated at 110°C for 18 h. At this time, the reaction was cooled to 25°C and treated with a 1N aqueous hydrochloric acid solution. This solution was extracted with ethyl acetate (1 x 50 mL). The organic layer was dried over magnesium sulfate, filtered, and concentrated *in vacuo* to afford 6-chloro-1-isopropyl-1H-indole-3-carboxylic acid (385 mg, 99%) as a yellow solid: mp 206-208°C; EI-HRMS m/e calcd for C<sub>12</sub>H<sub>12</sub>ClNO<sub>2</sub> (M<sup>+</sup>) 237.0056, found 237.0554.

[0143] A solution of triphenylphosphine (251 mg, 0.82 mmol) in methylene chloride (3 mL) cooled to 0°C was treated with *N*-bromosuccinimide (146 mg, 0.82 mmol). This solution was stirred at 0°C for 5 min. At this time, the reaction was treated with 6-chloro-1-isopropyl-1H-indole-3-carboxylic acid (150 mg, 0.63 mmol). This solution was stirred at 0°C for 5 min and then was allowed to warm to 25°C where it was stirred for 30 min. The reaction was then treated with 4-methylthiazol-2-ylamine (166 mg, 1.45 mmol) and was stirred at 25°C for 2 d. At this time, the reaction was diluted with water (25 mL) and ethyl acetate (25 mL) and

treated with a 1N aqueous hydrochloric acid solution (10 mL). The organic layer was separated and was washed with a saturated aqueous sodium bicarbonate solution (1 x 20 mL) and a saturated aqueous sodium chloride solution (1 x 20 mL). The organic layer was dried over magnesium sulfate, filtered, and concentrated *in vacuo*. Biotage chromatography (FLASH 40S, Silica, 1/1 hexanes/ethyl acetate) afforded 6-chloro-1-isopropyl-1H-indole-3-carboxylic acid (4-methyl-thiazol-2-yl)-amide (50 mg, 24%) as a yellow solid: mp 201-203°C; (ES)<sup>+</sup>-HRMS m/e calcd for C<sub>16</sub>H<sub>16</sub>ClN<sub>3</sub>OS (M<sup>+</sup>) 333.0703, found 333.0704.

#### Example 24

#### 6-Chloro-1-isopropyl-1H-indole-3-carboxylic acid (5-chloro-thiazol-2-yl)-amide



[0144] A solution of 6-chloro-1H-indole (1.0 g, 6.60 mmol) in tetrahydrofuran cooled to 0°C was treated with trifluoroacetic anhydride. This solution was stirred at 0°C for 30 min and then was allowed to warm to 25°C where it was stirred for 1 h. At this time, the reaction was poured into water (75 mL). The resulting precipitate was collected by filtration, washed with water, and dried *in vacuo* to afford 1-(6-chloro-1H-indol-3-yl)-2,2,2-trifluoro-ethanone (1.52 g, 93%) as an off-white solid: mp 256-258°C; EI-HRMS m/e calcd for C<sub>10</sub>H<sub>15</sub>ClF<sub>3</sub>NO (M<sup>+</sup>) 247.0012, found 247.0006.

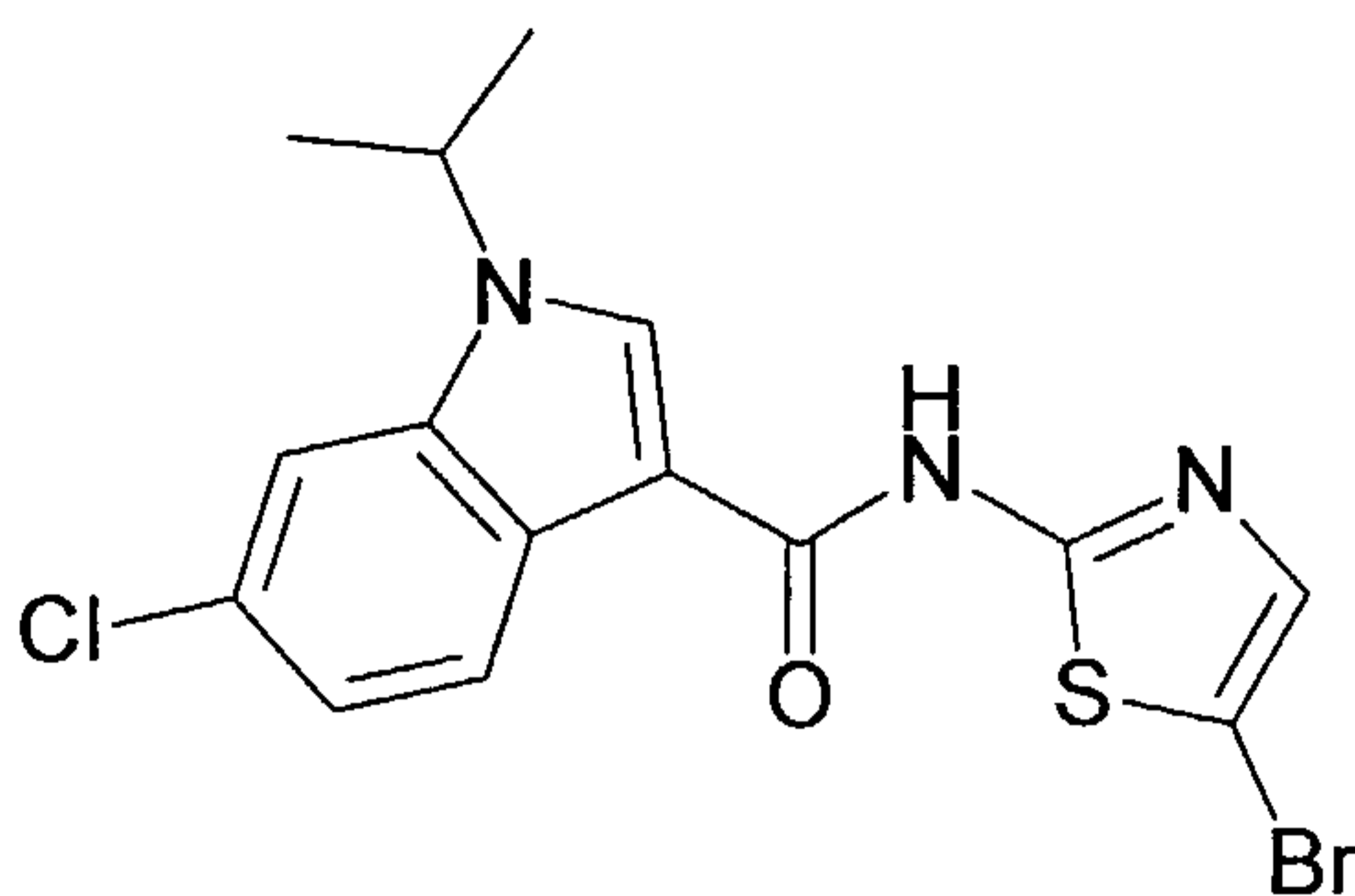
[0145] A solution of 1-(6-chloro-1H-indol-3-yl)-2,2,2-trifluoro-ethanone in *N,N*-dimethylformamide (5 mL) was treated with potassium carbonate (698 mg, 5.05 mmol). The reaction was stirred at 25°C for 15 min and then was treated with 2-iodopropane (0.30 mL, 3.03 mmol). This mixture was heated at 65°C for 20 h. At this time, the reaction was cooled to 25°C, quenched with water (5 mL), and then partitioned between water (50 mL) and ethyl acetate (50 mL). This mixture was treated with a saturated aqueous sodium chloride solution (1 x 25 mL), shaken, and separated. The organic layer was then dried over magnesium sulfate, filtered,

and concentrated *in vacuo*. Biotage chromatography (FLASH 40M, Silica, 3/1 hexanes/ethyl acetate) afforded 1-(6-chloro-1-isopropyl-1H-indol-3-yl)-2,2,2-trifluoro-ethanone (483 mg, 83%) as a pale pink solid: mp 94-96°C; EI-HRMS *m/e* calcd for C<sub>13</sub>H<sub>11</sub>ClF<sub>3</sub>NO (M<sup>+</sup>) 289.0481, found 289.0482.

[0146] A mixture of 1-(6-chloro-1-isopropyl-1H-indol-3-yl)-2,2,2-trifluoro-ethanone (475 mg, 1.64 mmol) in a 20% aqueous sodium hydroxide solution was heated at 110°C for 18 h. At this time, the reaction was cooled to 25°C and treated with a 1N aqueous hydrochloric acid solution. This solution was extracted with ethyl acetate (1 x 50 mL). The organic layer was dried over magnesium sulfate, filtered, and concentrated *in vacuo* to afford 6-chloro-1-isopropyl-1H-indole-3-carboxylic acid (385 mg, 99%) as a yellow solid: mp 206-208°C; EI-HRMS *m/e* calcd for C<sub>12</sub>H<sub>12</sub>ClNO<sub>2</sub> (M<sup>+</sup>) 237.0056, found 237.0554.

[0147] A solution of triphenylphosphine (251 mg, 0.82 mmol) in methylene chloride (4 mL) cooled to 0°C was treated with *N*-bromosuccinimide (146 mg, 0.82 mmol). This solution was stirred at 0°C for 15 min. At this time, the reaction was treated with 6-chloro-1-isopropyl-1H-indole-3-carboxylic acid (150 mg, 0.63 mmol). This solution was stirred at 0°C for 15 min and then was allowed to warm to 25°C where it was stirred for 30 min. The reaction was then treated with 5-chloro-thiazol-2-ylamine (248 mg, 1.45 mmol) and was stirred at 25°C for 30 min. The reaction was then treated with *N,N*-diisopropylethylamine (0.22 mL, 1.26 mmol) and was stirred at 25°C for 2 d. At this time, the reaction was diluted with water (30 mL) and ethyl acetate (30 mL). This mixture was treated with a 1N aqueous hydrochloric acid solution (10 mL). The organic layer was separated and was washed with a saturated aqueous sodium bicarbonate solution (1 x 25 mL) and a saturated aqueous sodium chloride solution (1 x 25 mL). The organic layer was dried over magnesium sulfate, filtered, and concentrated *in vacuo*. Biotage chromatography (FLASH 40S, Silica, 1/1 hexanes/ethyl acetate) afforded 6-chloro-1-isopropyl-1H-indole-3-carboxylic acid (5-chloro-thiazol-2-yl)-amide (30 mg, 13%) as a pink solid: mp 252-253°C; (ES)<sup>+</sup>-HRMS *m/e* calcd for C<sub>15</sub>H<sub>13</sub>Cl<sub>2</sub>N<sub>3</sub>OS (M+H)<sup>+</sup> 354.0229, found 354.0233.



**Example 25****6-Chloro-1-isopropyl-1H-indole-3-carboxylic acid (5-bromo-thiazol-2-yl)-amide**

[0148] A solution of 6-chloro-1H-indole (1.0 g, 6.60 mmol) in tetrahydrofuran cooled to 0°C was treated with trifluoroacetic anhydride. This solution was stirred at 0°C for 30 min and then was allowed to warm to 25°C where it was stirred for 1 h. At this time, the reaction was poured into water (75 mL). The resulting precipitate was collected by filtration, washed with water, and dried *in vacuo* to afford 1-(6-chloro-1H-indol-3-yl)-2,2,2-trifluoro-ethanone (1.52 g, 93%) as an off-white solid: mp 256-258°C; EI-HRMS m/e calcd for C<sub>10</sub>H<sub>15</sub>ClF<sub>3</sub>NO (M<sup>+</sup>) 247.0012, found 247.0006.

[0149] A solution of 1-(6-chloro-1H-indol-3-yl)-2,2,2-trifluoro-ethanone in *N,N*-dimethylformamide (5 mL) was treated with potassium carbonate (698 mg, 5.05 mmol). The reaction was stirred at 25°C for 15 min and then was treated with 2-iodopropane (0.30 mL, 3.03 mmol). This mixture was heated at 65°C for 20 h. At this time, the reaction was cooled to 25°C, quenched with water (5 mL), and then partitioned between water (50 mL) and ethyl acetate (50 mL). This mixture was treated with a saturated aqueous sodium chloride solution (1 x 25 mL), shaken, and separated. The organic layer was then dried over magnesium sulfate, filtered, and concentrated *in vacuo*. Biotage chromatography (FLASH 40M, Silica, 3/1 hexanes/ethyl acetate) afforded 1-(6-chloro-1-isopropyl-1H-indol-3-yl)-2,2,2-trifluoro-ethanone (483 mg, 83%) as a pale pink solid: mp 94-96°C; EI-HRMS m/e calcd for C<sub>13</sub>H<sub>11</sub>ClF<sub>3</sub>NO (M<sup>+</sup>) 289.0481, found 289.0482.

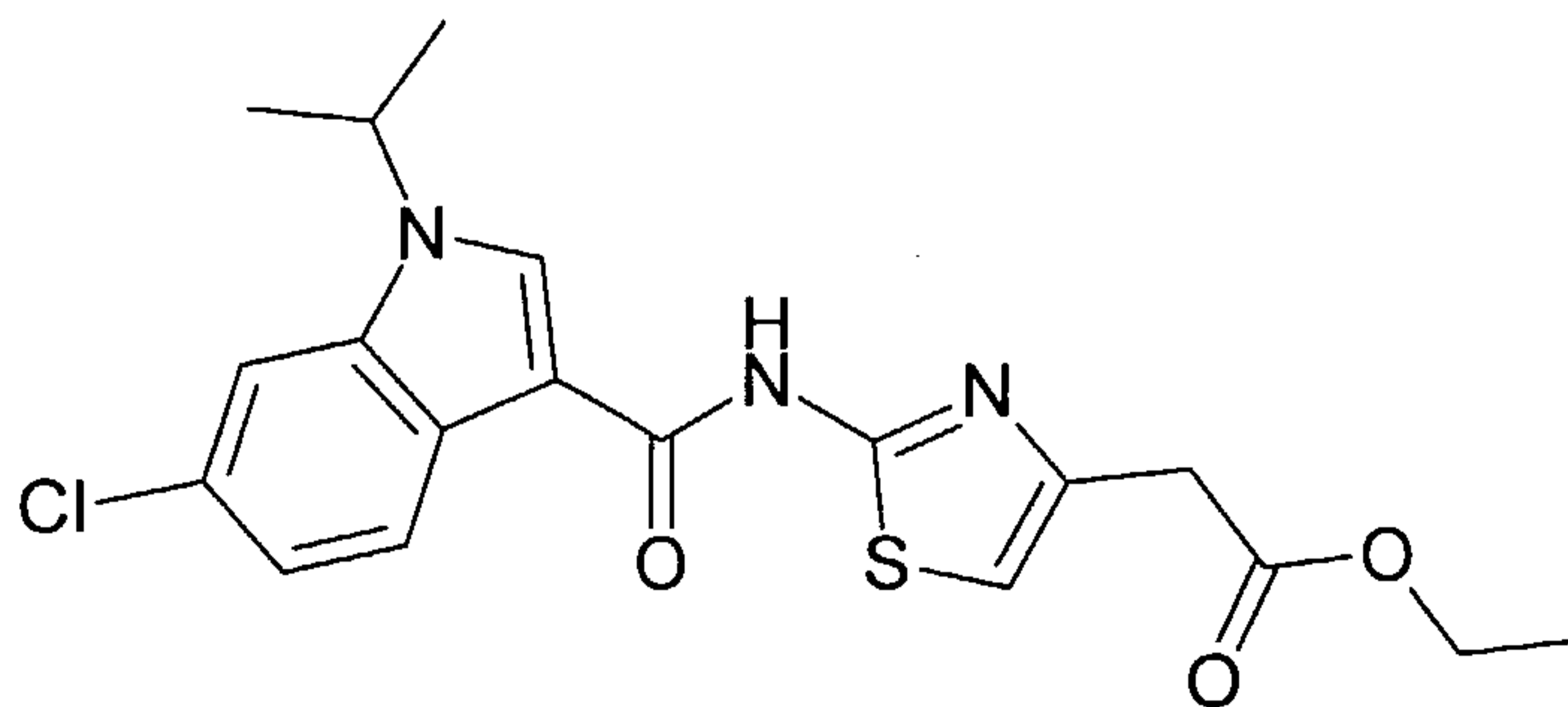
[0150] A mixture of 1-(6-chloro-1-isopropyl-1H-indol-3-yl)-2,2,2-trifluoro-ethanone (475 mg, 1.64 mmol) in a 20% aqueous sodium hydroxide solution was heated at 110°C for 18 h. At this time, the reaction was cooled to 25°C and treated with a 1N aqueous hydrochloric acid solution. This solution was extracted with ethyl

acetate (1 x 50 mL). The organic layer was dried over magnesium sulfate, filtered, and concentrated *in vacuo* to afford 6-chloro-1-isopropyl-1H-indole-3-carboxylic acid (385 mg, 99%) as a yellow solid: mp 206-208°C; EI-HRMS *m/e* calcd for C<sub>12</sub>H<sub>12</sub>ClNO<sub>2</sub> (M<sup>+</sup>) 237.0056, found 237.0554.

[0151] A solution of triphenylphosphine (251 mg, 0.82 mmol) in methylene chloride (4 mL) cooled to 0°C was treated with *N*-bromosuccinimide (146 mg, 0.82 mmol). This solution was stirred at 0°C for 15 min. At this time, the reaction was treated with 6-chloro-1-isopropyl-1H-indole-3-carboxylic acid (150 mg, 0.63 mmol). This solution was stirred at 0°C for 15 min and then was allowed to warm to 25°C where it was stirred for 30 min. The reaction was then treated with 5-bromo-thiazol-2-ylamine (377 mg, 1.45 mmol) and was stirred at 25°C for 30 min. The reaction was then treated with *N,N*-diisopropylethylamine (0.22 mL, 1.26 mmol) and was stirred at 25°C for 2 d. At this time, the reaction was diluted with water (30 mL) and ethyl acetate (30 mL). This mixture was treated with a 1N aqueous hydrochloric acid solution (10 mL). The organic layer was separated and was washed with a saturated aqueous sodium bicarbonate solution (1 x 25 mL) and a saturated aqueous sodium chloride solution (1 x 25 mL). The organic layer was then dried over magnesium sulfate, filtered, and concentrated *in vacuo*. Biotage chromatography (FLASH 40S, Silica, 1/1 hexanes/ethyl acetate) afforded 6-chloro-1-isopropyl-1H-indole-3-carboxylic acid (5-bromo-thiazol-2-yl)-amide (33 mg, 13%) as a yellow solid: mp 240-242°C; (ES)<sup>+</sup>-HRMS *m/e* calcd for C<sub>15</sub>H<sub>13</sub>BrClN<sub>3</sub>OS (M+H)<sup>+</sup> 397.9724, found 397.9730.

### Example 26

**{2-[(6-Chloro-1-isopropyl-1H-indole-3-carbonyl)-amino]-thiazol-4-yl}-acetic acid ethyl ester**



[0152] A solution of 6-chloro-1H-indole (1.0 g, 6.60 mmol) in tetrahydrofuran cooled to 0°C was treated with trifluoroacetic anhydride. This solution was stirred at 0°C for 30 min and then was allowed to warm to 25°C where it was stirred for 1 h. At this time, the reaction was poured into water (75 mL). The resulting precipitate was collected by filtration, washed with water, and dried *in vacuo* to afford 1-(6-chloro-1H-indol-3-yl)-2,2,2-trifluoro-ethanone (1.52 g, 93%) as an off-white solid: mp 256-258°C; EI-HRMS m/e calcd for C<sub>10</sub>H<sub>15</sub>ClF<sub>3</sub>NO (M<sup>+</sup>) 247.0012, found 247.0006.

[0153] A solution of 1-(6-chloro-1H-indol-3-yl)-2,2,2-trifluoro-ethanone in *N,N*-dimethylformamide (5 mL) was treated with potassium carbonate (698 mg, 5.05 mmol). The reaction was stirred at 25°C for 15 min and then was treated with 2-iodopropane (0.30 mL, 3.03 mmol). This mixture was heated at 65°C for 20 h. At this time, the reaction was cooled to 25°C, quenched with water (5 mL), and then partitioned between water (50 mL) and ethyl acetate (50 mL). This mixture was treated with a saturated aqueous sodium chloride solution (1 x 25 mL), shaken, and separated. The organic layer was then dried over magnesium sulfate, filtered, and concentrated *in vacuo*. Biotage chromatography (FLASH 40M, Silica, 3/1 hexanes/ethyl acetate) afforded 1-(6-chloro-1-isopropyl-1H-indol-3-yl)-2,2,2-trifluoro-ethanone (483 mg, 83%) as a pale pink solid: mp 94-96°C; EI-HRMS m/e calcd for C<sub>13</sub>H<sub>11</sub>ClF<sub>3</sub>NO (M<sup>+</sup>) 289.0481, found 289.0482.

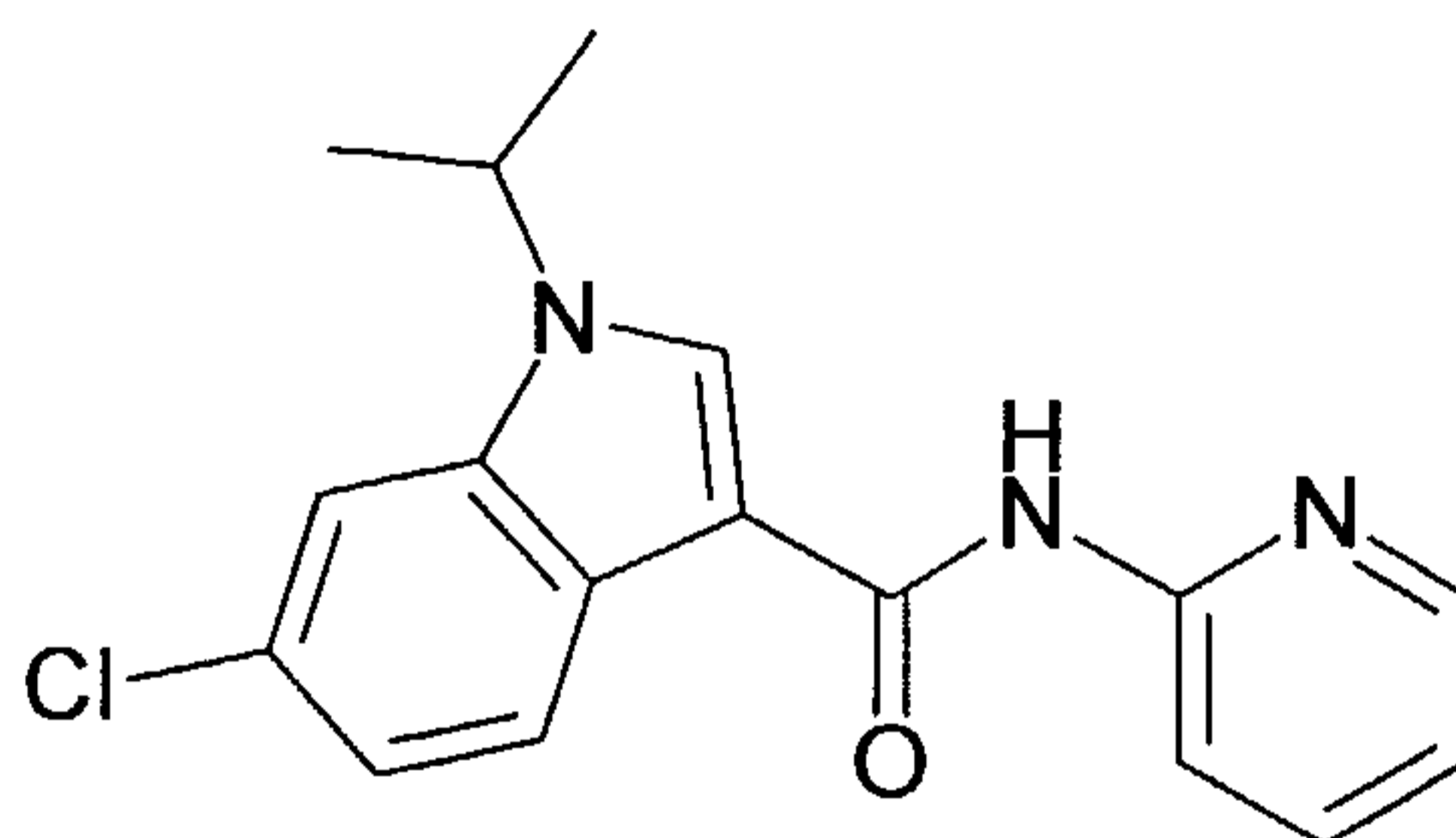
[0154] A mixture of 1-(6-chloro-1-isopropyl-1H-indol-3-yl)-2,2,2-trifluoro-ethanone (475 mg, 1.64 mmol) in a 20% aqueous sodium hydroxide solution was heated at 110°C for 18 h. At this time, the reaction was cooled to 25°C and treated with a 1N aqueous hydrochloric acid solution. This solution was extracted with ethyl acetate (1 x 50 mL). The organic layer was dried over magnesium sulfate, filtered, and concentrated *in vacuo* to afford 6-chloro-1-isopropyl-1H-indole-3-carboxylic acid (385 mg, 99%) as a yellow solid: mp 206-208°C; EI-HRMS m/e calcd for C<sub>12</sub>H<sub>12</sub>ClNO<sub>2</sub> (M<sup>+</sup>) 237.0056, found 237.0554.

[0155] A solution of triphenylphosphine (182 mg, 0.69 mmol) in methylene chloride (3 mL) cooled to 0°C was treated with *N*-bromosuccinimide (124 mg, 0.69 mmol). This solution was stirred at 0°C for 15 min. At this time, the reaction was treated

with 6-chloro-1-isopropyl-1H-indole-3-carboxylic acid (150 mg, 0.63 mmol). This solution was stirred at 0°C for 5 min and then was allowed to warm to 25°C where it was stirred for 30 min. The reaction was then treated with (2-aminothiazol-4-yl)-acetic acid ethyl ester (294 mg, 1.58 mmol) and was stirred at 25°C for 16 h. At this time, the reaction was diluted with water (50 mL) and ethyl acetate (50 mL). This mixture was treated with a 1N aqueous hydrochloric acid solution (10 mL). The organic layer was separated and was washed with a saturated aqueous sodium bicarbonate solution (1 x 25 mL) and a saturated aqueous sodium chloride solution (1 x 25 mL). The organic layer was dried over magnesium sulfate, filtered, and concentrated *in vacuo*. Biotage chromatography (FLASH 40S, Silica, 3/1 hexanes/ethyl acetate) afforded {2-[(6-chloro-1-isopropyl-1H-indole-3-carbonyl)-amino]-thiazol-4-yl}-acetic acid ethyl ester (62 mg, 24%) as an orange foam: mp 65-75°C; (ES)<sup>+</sup>-HRMS m/e calcd for C<sub>19</sub>H<sub>20</sub>ClN<sub>3</sub>O<sub>3</sub>S (M+H)<sup>+</sup> 406.0987, found 406.0986.

### Example 27

#### 6-Chloro-1-isopropyl-1H-indole-3-carboxylic acid pyridin-2-ylamide



[0156] A solution of 6-chloro-1H-indole (1.0 g, 6.60 mmol) in tetrahydrofuran cooled to 0°C was treated with trifluoroacetic anhydride. This solution was stirred at 0°C for 30 min and then was allowed to warm to 25°C where it was stirred for 1 h. At this time, the reaction was poured into water (75 mL). The resulting precipitate was collected by filtration, washed with water, and dried *in vacuo* to afford 1-(6-chloro-1H-indol-3-yl)-2,2,2-trifluoro-ethanone (1.52 g, 93%) as an off-white solid: mp 256-258°C; EI-HRMS m/e calcd for C<sub>10</sub>H<sub>5</sub>ClF<sub>3</sub>NO (M<sup>+</sup>) 247.0012, found 247.0006.

[0157] A solution of 1-(6-chloro-1H-indol-3-yl)-2,2,2-trifluoro-ethanone in *N,N*-dimethylformamide (5 mL) was treated with potassium carbonate (698 mg, 5.05 mmol). The reaction was stirred at 25°C for 15 min and then was treated with 2-

iodopropane (0.30 mL, 3.03 mmol). This mixture was heated at 65°C for 20 h. At this time, the reaction was cooled to 25°C, quenched with water (5 mL), and then partitioned between water (50 mL) and ethyl acetate (50 mL). This mixture was treated with a saturated aqueous sodium chloride solution (1 x 25 mL), shaken, and separated. The organic layer was then dried over magnesium sulfate, filtered, and concentrated *in vacuo*. Biotage chromatography (FLASH 40M, Silica, 3/1 hexanes/ethyl acetate) afforded 1-(6-chloro-1-isopropyl-1H-indol-3-yl)-2,2,2-trifluoro-ethanone (483 mg, 83%) as a pale pink solid: mp 94-96°C; EI-HRMS *m/e* calcd for C<sub>13</sub>H<sub>11</sub>ClF<sub>3</sub>NO (M<sup>+</sup>) 289.0481, found 289.0482.

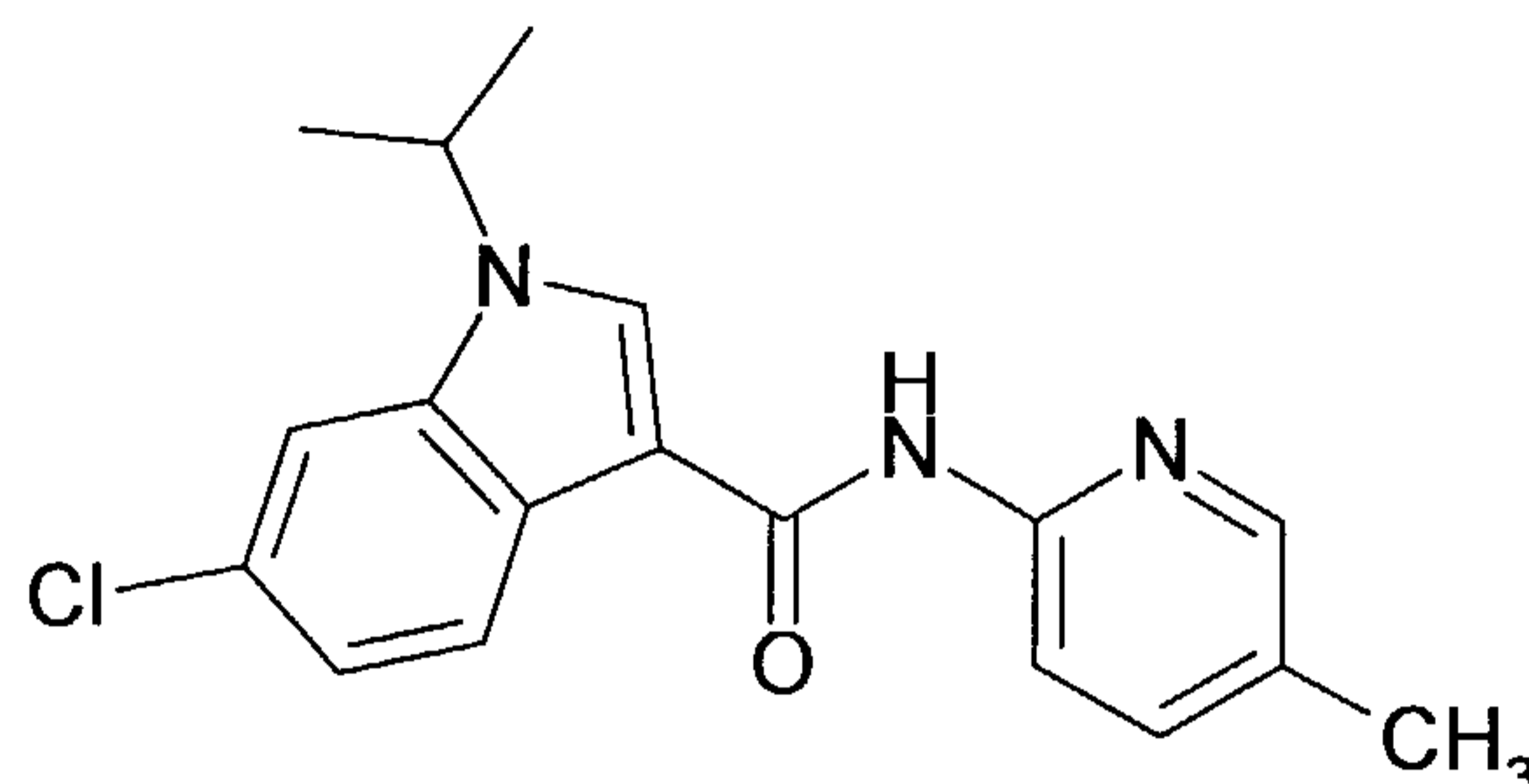
**[0158]** A mixture of 1-(6-chloro-1-isopropyl-1H-indol-3-yl)-2,2,2-trifluoro-ethanone (475 mg, 1.64 mmol) in a 20% aqueous sodium hydroxide solution was heated at 110°C for 18 h. At this time, the reaction was cooled to 25°C and treated with a 1N aqueous hydrochloric acid solution. This solution was extracted with ethyl acetate (1 x 50 mL). The organic layer was dried over magnesium sulfate, filtered, and concentrated *in vacuo* to afford 6-chloro-1-isopropyl-1H-indole-3-carboxylic acid (385 mg, 99%) as a yellow solid: mp 206-208°C; EI-HRMS *m/e* calcd for C<sub>12</sub>H<sub>12</sub>ClNO<sub>2</sub> (M<sup>+</sup>) 237.0056, found 237.0554.

**[0159]** A solution of triphenylphosphine (251 mg, 0.82 mmol) in methylene chloride (3 mL) cooled to 0°C was treated with *N*-bromosuccinimide (146 mg, 0.82 mmol). This solution was stirred at 0°C for 15 min. At this time, the reaction was treated with 6-chloro-1-isopropyl-1H-indole-3-carboxylic acid (150 mg, 0.63 mmol). This solution was stirred at 0°C for 15 min and then was allowed to warm to 25°C where it was stirred for 30 min. The reaction was then treated with 2-amino-4,5-dimethylthiazole hydrochloride (239 mg, 1.45 mmol) and was stirred at 25°C for 30 min. The reaction was then treated with *N,N*-diisopropylethylamine (0.22 mL, 1.26 mmol) and stirred at 25°C for 2 d. At this time, the reaction was diluted with water (30 mL) and ethyl acetate (30 mL). This mixture was treated with a 1N aqueous hydrochloric acid solution (10 mL). The organic layer was separated and was washed with a saturated aqueous sodium bicarbonate solution (1 x 25 mL) and a saturated aqueous sodium chloride solution (1 x 25 mL). The organic layer was dried over magnesium sulfate, filtered, and concentrated *in vacuo*. Biotage chromatography (FLASH 40S, Silica, 1/1 hexanes/ethyl acetate) afforded 6-

chloro-1-isopropyl-1H-indole-3-carboxylic acid pyridin-2-ylamide (483 mg, 83%) as a yellow solid: mp 149-150°C; (ES)<sup>+</sup>-HRMS m/e calcd for C<sub>17</sub>H<sub>16</sub>ClN<sub>3</sub>O (M+Na)<sup>+</sup> 336.0874, found 336.0876.

### Example 28

#### 6-Chloro-1-isopropyl-1H-indole-3-carboxylic acid (5-methyl-pyridin-2-yl)-amide



[0160] A solution of 6-chloro-1H-indole (1.0 g, 6.60 mmol) in tetrahydrofuran cooled to 0°C was treated with trifluoroacetic anhydride. This solution was stirred at 0°C for 30 min and then was allowed to warm to 25°C where it was stirred for 1 h. At this time, the reaction was poured into water (75 mL). The resulting precipitate was collected by filtration, washed with water, and dried *in vacuo* to afford 1-(6-chloro-1H-indol-3-yl)-2,2,2-trifluoro-ethanone (1.52 g, 93%) as an off-white solid: mp 256-258°C; EI-HRMS m/e calcd for C<sub>10</sub>H<sub>15</sub>ClF<sub>3</sub>NO (M<sup>+</sup>) 247.0012, found 247.0006.

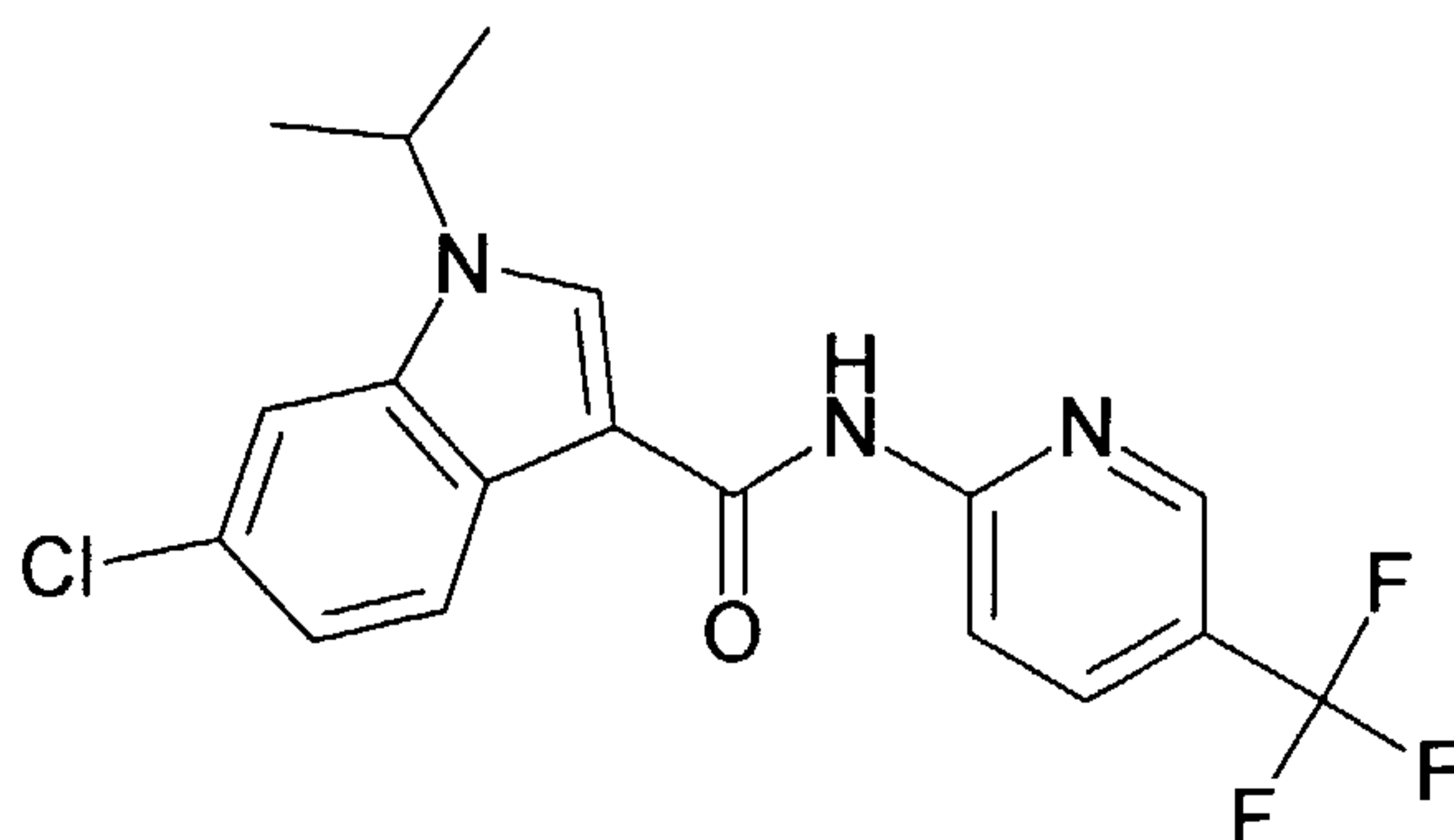
[0161] A solution of 1-(6-chloro-1H-indol-3-yl)-2,2,2-trifluoro-ethanone in *N,N*-dimethylformamide (5 mL) was treated with potassium carbonate (698 mg, 5.05 mmol). The reaction was stirred at 25°C for 15 min and then was treated with 2-iodopropane (0.30 mL, 3.03 mmol). This mixture was heated at 65°C for 20 h. At this time, the reaction was cooled to 25°C, quenched with water (5 mL), and then partitioned between water (50 mL) and ethyl acetate (50 mL). This mixture was treated with a saturated aqueous sodium chloride solution (1 x 25 mL), shaken, and separated. The organic layer was then dried over magnesium sulfate, filtered, and concentrated *in vacuo*. Biotage chromatography (FLASH 40M, Silica, 3/1 hexanes/ethyl acetate) afforded 1-(6-chloro-1-isopropyl-1H-indol-3-yl)-2,2,2-trifluoro-ethanone (483 mg, 83%) as a pale pink solid: mp 94-96°C; EI-HRMS m/e calcd for C<sub>13</sub>H<sub>11</sub>ClF<sub>3</sub>NO (M<sup>+</sup>) 289.0481, found 289.0482.

[0162] A mixture of 1-(6-chloro-1-isopropyl-1H-indol-3-yl)-2,2,2-trifluoro-ethanone (475 mg, 1.64 mmol) in a 20% aqueous sodium hydroxide solution was heated at 110°C for 18 h. At this time, the reaction was cooled to 25°C and treated with a 1N aqueous hydrochloric acid solution. This solution was extracted with ethyl acetate (1 x 50 mL). The organic layer was dried over magnesium sulfate, filtered, and concentrated *in vacuo* to afford 6-chloro-1-isopropyl-1H-indole-3-carboxylic acid (385 mg, 99%) as a yellow solid: mp 206-208°C; EI-HRMS m/e calcd for C<sub>12</sub>H<sub>12</sub>ClNO<sub>2</sub> (M<sup>+</sup>) 237.0056, found 237.0554.

[0163] A solution of triphenylphosphine (243 mg, 0.92 mmol) in methylene chloride (3 mL) cooled to 0°C was treated with *N*-bromosuccinimide (165 mg, 0.92 mmol). This solution was stirred at 0°C for 15 min. At this time, the reaction was treated with 6-chloro-1-isopropyl-1H-indole-3-carboxylic acid (200 mg, 0.84 mmol). This solution was stirred at 0°C for 15 min and then was allowed to warm to 25°C where it was stirred for 30 min. The reaction was then treated with 2-amino-5-picoline (227 mg, 2.10 mmol) and was stirred at 25°C for 18 h. At this time, the reaction was diluted with water (50 mL) and ethyl acetate (50 mL). This mixture was treated with a saturated aqueous sodium bicarbonate solution (15 mL). The organic layer was separated and was washed with a saturated aqueous sodium chloride solution (1 x 25 mL), dried over magnesium sulfate, filtered, and concentrated *in vacuo*. Biotage chromatography (FLASH 40S, Silica, 3/1 hexanes/ethyl acetate) afforded 6-chloro-1-isopropyl-1H-indole-3-carboxylic acid (5-methyl-pyridin-2-yl)-amide (53 mg, 19%) as a pale yellow solid: mp 132-134°C; EI-HRMS m/e calcd for C<sub>18</sub>H<sub>18</sub>ClN<sub>3</sub>O (M<sup>+</sup>) 327.1138, found 327.1135.

### Example 29

#### 6-Chloro-1-isopropyl-1H-indole-3-carboxylic acid (5-trifluoromethyl-pyridin-2-yl)-amide



[0164] A solution of 6-chloro-1H-indole (1.0 g, 6.60 mmol) in tetrahydrofuran cooled to 0°C was treated with trifluoroacetic anhydride. This solution was stirred at 0°C for 30 min and then was allowed to warm to 25°C where it was stirred for 1 h. At this time, the reaction was poured into water (75 mL). The resulting precipitate was collected by filtration, washed with water, and dried *in vacuo* to afford 1-(6-chloro-1H-indol-3-yl)-2,2,2-trifluoro-ethanone (1.52 g, 93%) as an off-white solid: mp 256-258°C; EI-HRMS m/e calcd for C<sub>10</sub>H<sub>15</sub>ClF<sub>3</sub>NO (M<sup>+</sup>) 247.0012, found 247.0006.

[0165] A solution of 1-(6-chloro-1H-indol-3-yl)-2,2,2-trifluoro-ethanone in *N,N*-dimethylformamide (5 mL) was treated with potassium carbonate (698 mg, 5.05 mmol). The reaction was stirred at 25°C for 15 min and then was treated with 2-iodopropane (0.30 mL, 3.03 mmol). This mixture was heated at 65°C for 20 h. At this time, the reaction was cooled to 25°C, quenched with water (5 mL), and then partitioned between water (50 mL) and ethyl acetate (50 mL). This mixture was treated with a saturated aqueous sodium chloride solution (1 x 25 mL), shaken, and separated. The organic layer was then dried over magnesium sulfate, filtered, and concentrated *in vacuo*. Biotage chromatography (FLASH 40M, Silica, 3/1 hexanes/ethyl acetate) afforded 1-(6-chloro-1-isopropyl-1H-indol-3-yl)-2,2,2-trifluoro-ethanone (483 mg, 83%) as a pale pink solid: mp 94-96°C; EI-HRMS m/e calcd for C<sub>13</sub>H<sub>11</sub>ClF<sub>3</sub>NO (M<sup>+</sup>) 289.0481, found 289.0482.

[0166] A mixture of 1-(6-chloro-1-isopropyl-1H-indol-3-yl)-2,2,2-trifluoro-ethanone (475 mg, 1.64 mmol) in a 20% aqueous sodium hydroxide solution was heated at 110°C for 18 h. At this time, the reaction was cooled to 25°C and treated with a 1N aqueous hydrochloric acid solution. This solution was extracted with ethyl acetate (1 x 50 mL). The organic layer was dried over magnesium sulfate, filtered, and concentrated *in vacuo* to afford 6-chloro-1-isopropyl-1H-indole-3-carboxylic acid (385 mg, 99%) as a yellow solid: mp 206-208°C; EI-HRMS m/e calcd for C<sub>12</sub>H<sub>12</sub>ClNO<sub>2</sub> (M<sup>+</sup>) 237.0056, found 237.0554.

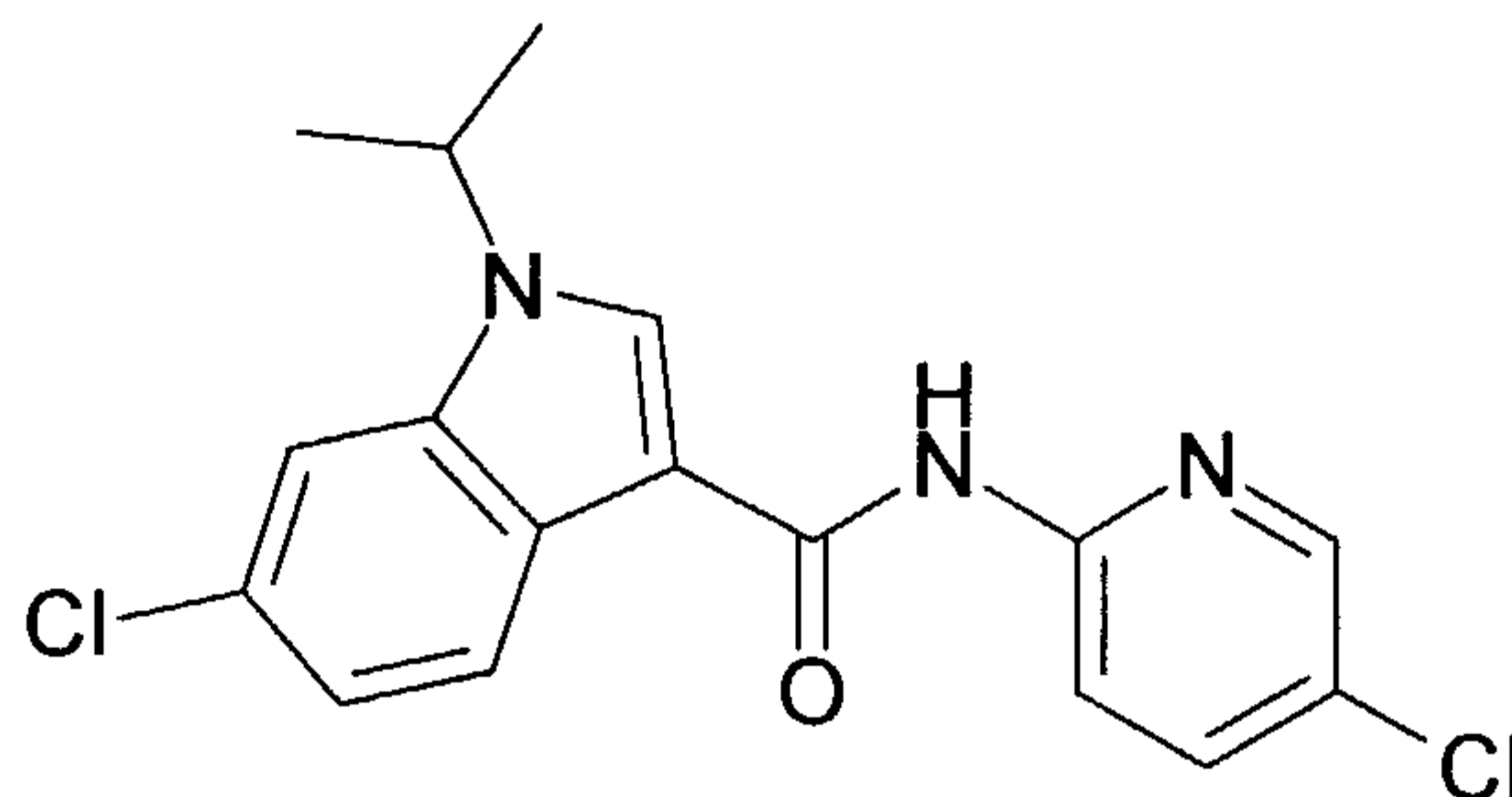
[0167] A solution of triphenylphosphine (243 mg, 0.92 mmol) in methylene chloride (3 mL) cooled to 0°C was treated with *N*-bromosuccinimide (165 mg, 0.92 mmol). This solution was stirred at 0°C for 15 min. At this time, the reaction was treated



with 6-chloro-1-isopropyl-1H-indole-3-carboxylic acid (200 mg, 0.84 mmol). This solution was stirred at 0°C for 15 min and then was allowed to warm to 25°C where it was stirred for 30 min. The reaction was then treated with 2-amino-5-(trifluoromethyl)pyridine (340 mg, 2.10 mmol) and was stirred at 25°C for 18 h. At this time, the reaction was diluted with water (50 mL) and ethyl acetate (50 mL). This mixture was treated with a saturated aqueous sodium bicarbonate solution (15 mL). The organic layer was separated and was washed with a saturated aqueous sodium chloride solution (1 x 25 mL), dried over magnesium sulfate, filtered, and concentrated *in vacuo*. Biotage chromatography (FLASH 40S, Silica, 3/1 hexanes/ethyl acetate) afforded 6-chloro-1-isopropyl-1H-indole-3-carboxylic acid (5-trifluoromethyl-pyridin-2-yl)-amide (53 mg, 19%) as a pale yellow solid: mp 179-181°C; EI-HRMS *m/e* calcd for C<sub>18</sub>H<sub>15</sub>ClF<sub>3</sub>N<sub>3</sub>O (M<sup>+</sup>) 381.0856, found 381.0851.

### Example 30

#### 6-Chloro-1-isopropyl-1H-indole-3-carboxylic acid (5-chloro-pyridin-2-yl)-amide



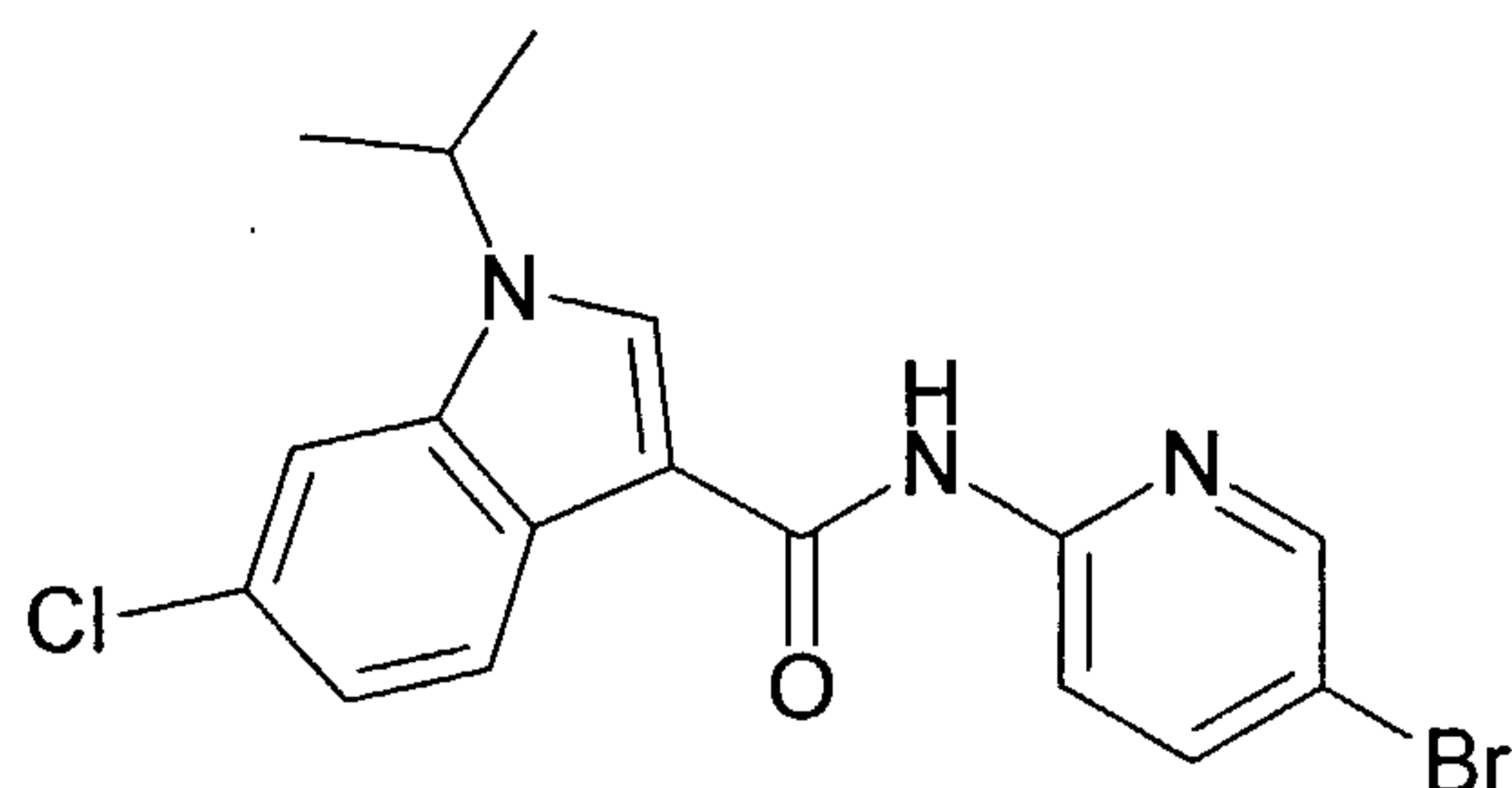
[0168] A solution of 6-chloro-1H-indole (1.0 g, 6.60 mmol) in tetrahydrofuran cooled to 0°C was treated with trifluoroacetic anhydride. This solution was stirred at 0°C for 30 min and then was allowed to warm to 25°C where it was stirred for 1 h. At this time, the reaction was poured into water (75 mL). The resulting precipitate was collected by filtration, washed with water, and dried *in vacuo* to afford 1-(6-chloro-1H-indol-3-yl)-2,2,2-trifluoro-ethanone (1.52 g, 93%) as an off-white solid: mp 256-258°C; EI-HRMS *m/e* calcd for C<sub>10</sub>H<sub>15</sub>ClF<sub>3</sub>NO (M<sup>+</sup>) 247.0012, found 247.0006.

[0169] A solution of 1-(6-chloro-1H-indol-3-yl)-2,2,2-trifluoro-ethanone in *N,N*-dimethylformamide (5 mL) was treated with potassium carbonate (698 mg, 5.05 mmol). The reaction was stirred at 25°C for 15 min and then was treated with 2-

iodopropane (0.30 mL, 3.03 mmol). This mixture was heated at 65°C for 20 h. At this time, the reaction was cooled to 25°C, quenched with water (5 mL), and then partitioned between water (50 mL) and ethyl acetate (50 mL). This mixture was treated with a saturated aqueous sodium chloride solution (1 x 25 mL), shaken, and separated. The organic layer was then dried over magnesium sulfate, filtered, and concentrated *in vacuo*. Biotage chromatography (FLASH 40M, Silica, 3/1 hexanes/ethyl acetate) afforded 1-(6-chloro-1-isopropyl-1H-indol-3-yl)-2,2,2-trifluoro-ethanone (483 mg, 83%) as a pale pink solid: mp 94-96°C; EI-HRMS m/e calcd for C<sub>13</sub>H<sub>11</sub>ClF<sub>3</sub>NO (M<sup>+</sup>) 289.0481, found 289.0482.

[0170] A mixture of 1-(6-chloro-1-isopropyl-1H-indol-3-yl)-2,2,2-trifluoro-ethanone (475 mg, 1.64 mmol) in a 20% aqueous sodium hydroxide solution was heated at 110°C for 18 h. At this time, the reaction was cooled to 25°C and treated with a 1N aqueous hydrochloric acid solution. This solution was extracted with ethyl acetate (1 x 50 mL). The organic layer was dried over magnesium sulfate, filtered, and concentrated *in vacuo* to afford 6-chloro-1-isopropyl-1H-indole-3-carboxylic acid (385 mg, 99%) as a yellow solid: mp 206-208°C; EI-HRMS m/e calcd for C<sub>12</sub>H<sub>12</sub>ClNO<sub>2</sub> (M<sup>+</sup>) 237.0056, found 237.0554.

[0171] A solution of triphenylphosphine (243 mg, 0.92 mmol) in methylene chloride (3 mL) cooled to 0°C was treated with *N*-bromosuccinimide (165 mg, 0.92 mmol). This solution was stirred at 0°C for 15 min. At this time, the reaction was treated with 6-chloro-1-isopropyl-1H-indole-3-carboxylic acid (200 mg, 0.84 mmol). This solution was stirred at 0°C for 15 min and then was allowed to warm to 25°C where it was stirred for 30 min. The reaction was then treated with 2-amino-5-chloropyridine (270 mg, 2.10 mmol) and was then stirred at 25°C for 40 h. At this time, the reaction was diluted with water (25 mL) and ethyl acetate (25 mL). This mixture was treated with a saturated aqueous sodium bicarbonate solution (10 mL). The organic layer was separated and was washed with a saturated aqueous sodium chloride solution (1 x 25 mL), dried over magnesium sulfate, filtered, and concentrated *in vacuo*. Biotage chromatography (FLASH 40S, Silica, 5/1 hexanes/ethyl acetate) afforded 6-chloro-1-isopropyl-1H-indole-3-carboxylic acid (5-chloro-pyridin-2-yl)-amide (84 mg, 29%) as a pale yellow solid: mp 131-134°C; EI-HRMS m/e calcd for C<sub>17</sub>H<sub>15</sub>Cl<sub>2</sub>N<sub>3</sub>O (M<sup>+</sup>) 347.0592, found 347.0594.

**Example 31****6-Chloro-1-isopropyl-1H-indole-3-carboxylic acid (5-bromo-pyridin-2-yl)-amide**

[0172] A solution of 6-chloro-1H-indole (1.0 g, 6.60 mmol) in tetrahydrofuran cooled to 0°C was treated with trifluoroacetic anhydride. This solution was stirred at 0°C for 30 min and then was allowed to warm to 25°C where it was stirred for 1 h. At this time, the reaction was poured into water (75 mL). The resulting precipitate was collected by filtration, washed with water, and dried *in vacuo* to afford 1-(6-chloro-1H-indol-3-yl)-2,2,2-trifluoro-ethanone (1.52 g, 93%) as an off-white solid: mp 256-258°C; EI-HRMS m/e calcd for C<sub>10</sub>H<sub>15</sub>ClF<sub>3</sub>NO (M<sup>+</sup>) 247.0012, found 247.0006.

[0173] A solution of 1-(6-chloro-1H-indol-3-yl)-2,2,2-trifluoro-ethanone in *N,N*-dimethylformamide (5 mL) was treated with potassium carbonate (698 mg, 5.05 mmol). The reaction was stirred at 25°C for 15 min and then was treated with 2-iodopropane (0.30 mL, 3.03 mmol). This mixture was heated at 65°C for 20 h. At this time, the reaction was cooled to 25°C, quenched with water (5 mL), and then partitioned between water (50 mL) and ethyl acetate (50 mL). This mixture was treated with a saturated aqueous sodium chloride solution (1 x 25 mL), shaken, and separated. The organic layer was then dried over magnesium sulfate, filtered, and concentrated *in vacuo*. Biotage chromatography (FLASH 40M, Silica, 3/1 hexanes/ethyl acetate) afforded 1-(6-chloro-1-isopropyl-1H-indol-3-yl)-2,2,2-trifluoro-ethanone (483 mg, 83%) as a pale pink solid: mp 94-96°C; EI-HRMS m/e calcd for C<sub>13</sub>H<sub>11</sub>ClF<sub>3</sub>NO (M<sup>+</sup>) 289.0481, found 289.0482.

[0174] A mixture of 1-(6-chloro-1-isopropyl-1H-indol-3-yl)-2,2,2-trifluoro-ethanone (475 mg, 1.64 mmol) in a 20% aqueous sodium hydroxide solution was heated at 110°C for 18 h. At this time, the reaction was cooled to 25°C and treated with a

1N aqueous hydrochloric acid solution. This solution was extracted with ethyl acetate (1 x 50 mL). The organic layer was dried over magnesium sulfate, filtered, and concentrated *in vacuo* to afford 6-chloro-1-isopropyl-1H-indole-3-carboxylic acid (385 mg, 99%) as a yellow solid: mp 206-208°C; EI-HRMS m/e calcd for C<sub>12</sub>H<sub>12</sub>ClNO<sub>2</sub> (M<sup>+</sup>) 237.0056, found 237.0554.

[0175] A solution of triphenylphosphine (243 mg, 0.92 mmol) in methylene chloride (3 mL) cooled to 0°C was treated with *N*-bromosuccinimide (165 mg, 0.92 mmol). This solution was stirred at 0°C for 15 min. At this time, the reaction was treated with 6-chloro-1-isopropyl-1H-indole-3-carboxylic acid (200 mg, 0.84 mmol). This solution was stirred at 0°C for 15 min and then was allowed to warm to 25°C where it was stirred for 30 min. The reaction was then treated with 2-amino-5-bromopyridine (363 mg, 2.10 mmol) and was stirred at 25°C for 10 d. At this time, the reaction was diluted with water (50 mL) and ethyl acetate (50 mL). This mixture was treated with a saturated aqueous sodium bicarbonate solution (25 mL). The organic layer was separated and was washed with a saturated aqueous sodium chloride solution (1 x 25 mL), dried over magnesium sulfate, filtered, and concentrated *in vacuo*. Biotage chromatography (FLASH 40M, Silica, 3/1 hexanes/ethyl acetate) afforded 6-chloro-1-isopropyl-1H-indole-3-carboxylic acid (5-bromo-pyridin-2-yl)-amide (100 mg, 30%) as an off-white foam: mp 57-64°C; EI-HRMS m/e calcd for C<sub>17</sub>H<sub>15</sub>BrClN<sub>3</sub>O (M<sup>+</sup>) 391.0087, found 391.0092.



minutes to allow temperature equilibrium and then the reaction was started by the addition of 20 $\mu$ L GST-GK.

[0179] After addition of enzyme, the increase in optical density (OD) at 340nm was monitored over a 10 minute incubation period as a measure of GK activity. Sufficient GST-GK was added to produce an increase in OD<sub>340</sub> of 0.08 to 0.1 units over the 10 minute incubation period in wells containing 10% DMSO but no test compound. Preliminary experiments established that the GK reaction was linear over this period of time even in the presence of activators that produced a 5-fold increase in GK activity. The GK activity in control wells was compared with the activity in wells containing test GK activators. The concentration of activator that produced a 50% increase in the activity of GK was calculated and expressed as SC<sub>1.5</sub>, the stimulatory concentration of activator required to activate the GK enzyme by 50%. All of the compounds described in the Examples had an SC<sub>1.5</sub> less than or equal to 100 $\mu$ M.

**References for Biological Activity Example A:**

Liang, Y., Kesavan, P., Wang, L., Niswender, K., Tanizawa, Y., Permut, M. A., Magnuson, M., and Matschinsky, F. M. Variable effects of maturity-onset-diabetes-of- youth (MODY)-associated glucokinase mutations on the substrate interactions and stability of the enzyme. *Biochem. J.* 309: 167-173, 1995.

Neet, K., Keenan, R. P., and Tippett, P.S. Observation of a kinetic slow transition in monomeric glucokinase. *Biochemistry* 29;770-777, 1990.

**Galenical Example A**

[0180] 1. A compound comprising an amide of Tablets containing the following ingredients can be produced in a conventional manner:

<u>Ingredients</u>	<u>mg per tablet</u>
Compound of formula I	10.0 - 100.0
Lactose	125.0
Corn starch	75.0
Talc	4.0
Magnesium stearate	1.0

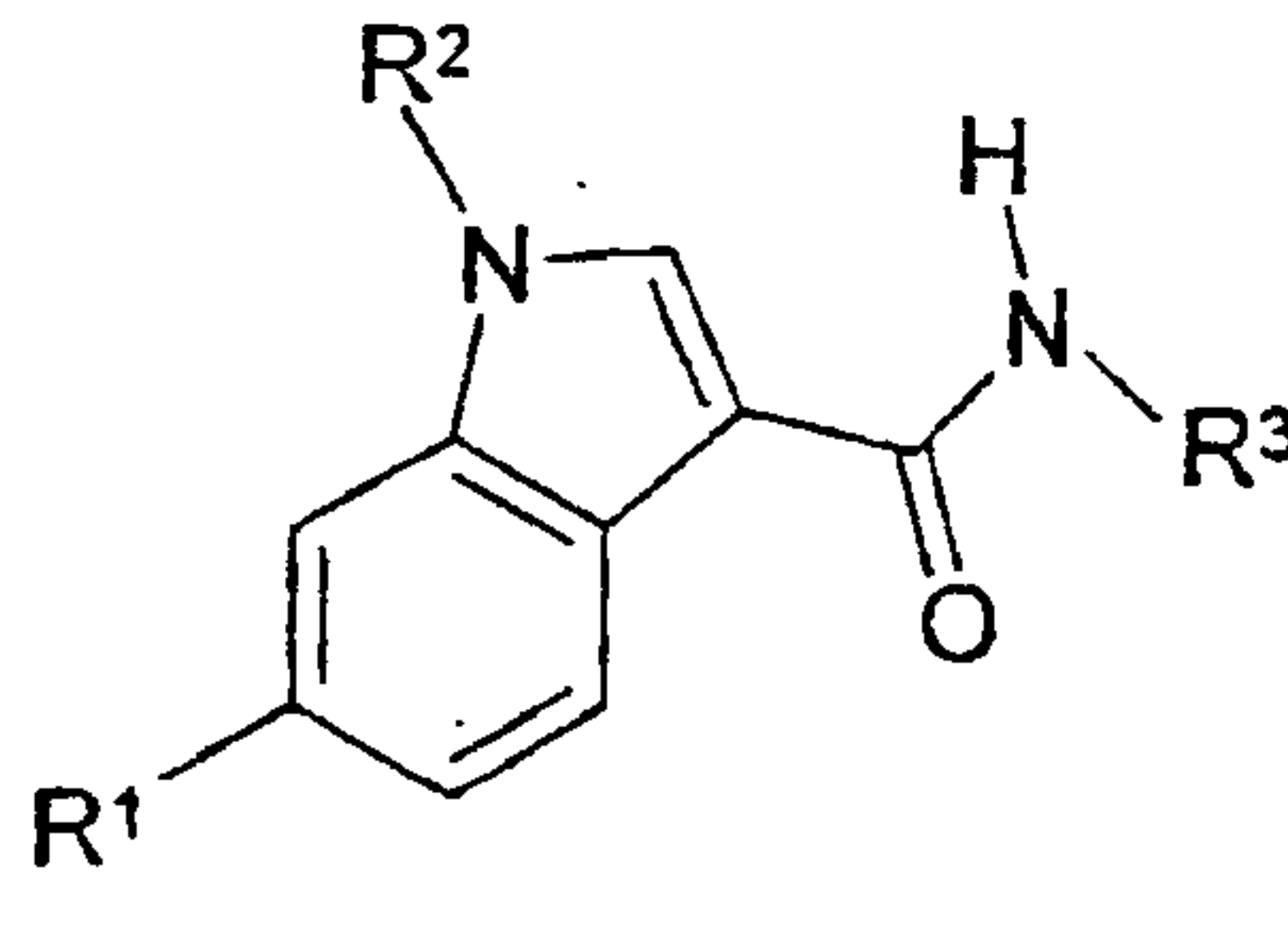
**Galenical Example B**

[0181] Capsules containing the following ingredients can be produced in a conventional manner:

<u>Ingredients</u>	<u>mg per capsule</u>
Compound of formula I	25.0
Lactose	150.0
Corn starch	20.0
Talc	5.0

Claims:

1. A compound of formula I:

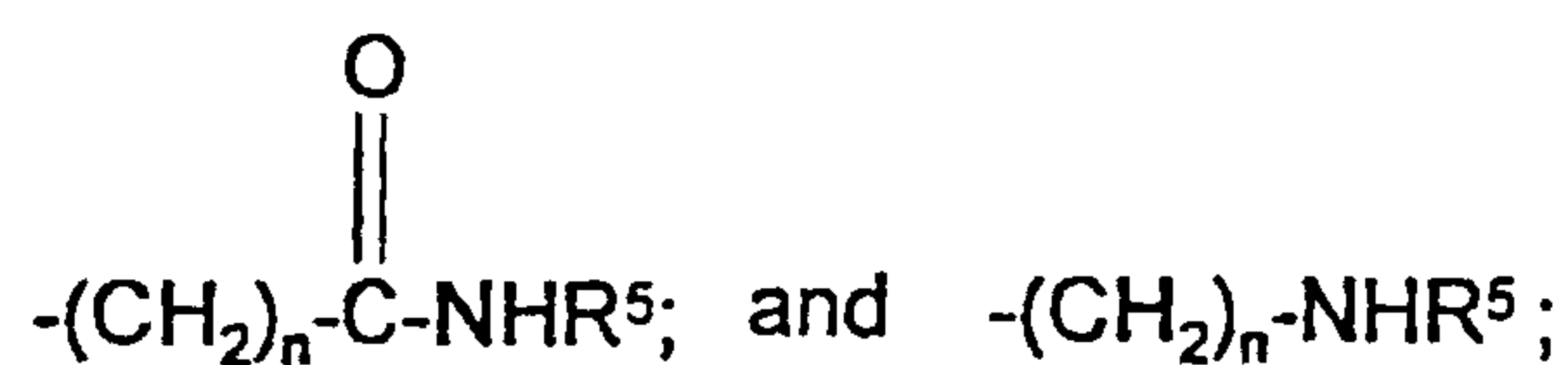
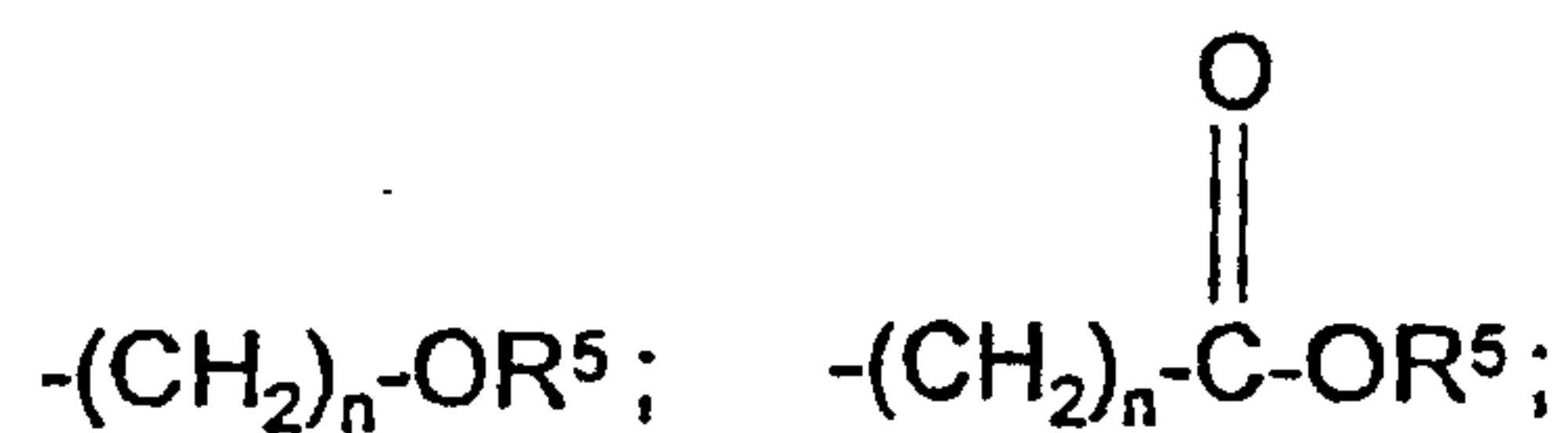


wherein

$R^1$  is halo, nitro, amino, cyano, methyl, trifluoromethyl, hydroxy, methoxy, trifluoromethoxy, methylthio, methylsulfinyl, or methylsulfonyl;

$R^2$  is lower alkyl having from 2 to 5 carbon atoms or  $-\text{CH}_2\text{-R}^4$  wherein  $R^4$  is cycloalkyl having from 3 to 6 carbon atoms; and

$R^3$  is an unsubstituted or mono-substituted five- or six-membered heteroaromatic ring connected by a ring carbon atom to the amine group shown, which five- or six-membered heteroaromatic ring contains from 1 to 3 heteroatoms selected from sulfur, oxygen or nitrogen, with one heteroatom being nitrogen which is adjacent to the connecting ring carbon atom; said mono-substituted heteroaromatic ring being mono-substituted at a position on a ring carbon atom other than adjacent to said connecting carbon atom with a substituent selected from the group consisting of methyl, trifluoromethyl, chloro, bromo, nitro, cyano,



wherein  $n$  is 0 or 1; and

$R^5$  is hydrogen or lower alkyl having from 1 to 7 carbon atoms;

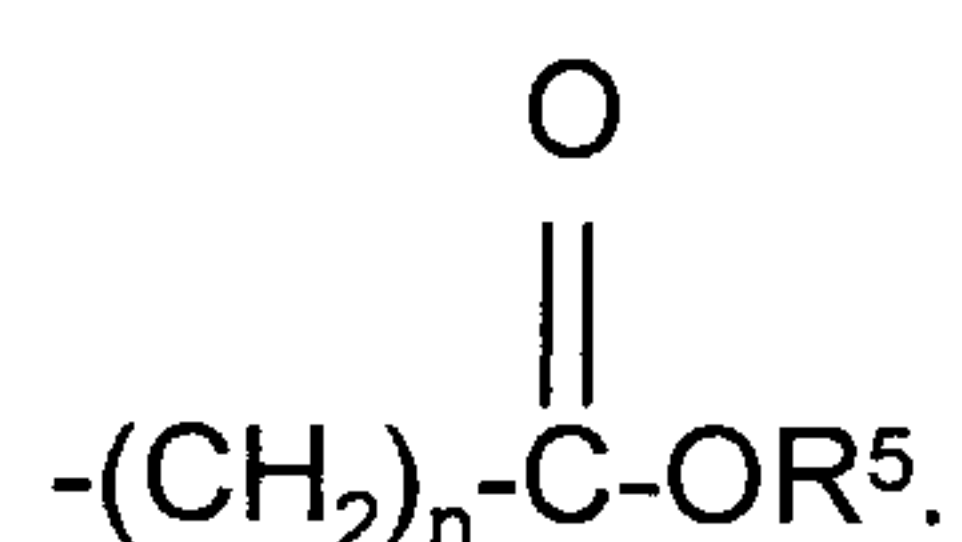
or a pharmaceutically acceptable salt thereof.



2. The compound according to claim 1, wherein R<sup>1</sup> is halo, nitro, methyl, trifluoromethyl, hydroxy, methoxy, methylthio, or methylsulfonyl.
3. The compound according to claim 2, wherein halo is fluoro, chloro or bromo.
4. The compound according to any one of claims 1 to 3, wherein R<sup>1</sup> is chloro.
5. The compound according to any one of claims 1 to 4, wherein R<sup>2</sup> is lower alkyl having from 2 to 5 carbon atoms.
6. The compound according to claim 5, wherein R<sup>2</sup> is ethyl, n-propyl, isopropyl, n-butyl, isobutyl, n-pentyl and isopentyl.
7. The compound according to any one of claims 1 to 4, wherein R<sup>2</sup> is -CH<sub>2</sub>-R<sup>4</sup> and R<sup>4</sup> is cyclopropyl, cyclobutyl, cyclopentyl or cyclohexyl.
8. The compound according to claim 7, wherein R<sup>4</sup> is cyclobutyl.
9. The compound according to any one of claims 1 to 8, wherein R<sup>3</sup> is an unsubstituted or mono-substituted five- or six-membered heteroaromatic ring connected by a ring carbon atom to the amine group shown, which five- or six-membered heteroaromatic ring contains 1, 2 or 3 heteroatoms selected from sulfur or nitrogen, with one heteroatom being nitrogen which is adjacent to the connecting ring carbon atom with a substituent selected from the group consisting of methyl, trifluoromethyl, chloro, bromo, or
- $$\begin{array}{c} \text{O} \\ || \\ \text{-(CH}_2\text{)}_n\text{-C-OR}^5 \end{array}$$
10. The compound according to claim 9, wherein said unsubstituted or mono-substituted five- or six-membered heteroaromatic ring R<sup>3</sup> is thiazolyl, thiadiazolyl, pyridinyl, pyrazinyl, pyridazinyl, isoxazolyl, isothiazolyl or pyrazolyl.

11. The compound according to claim 10, wherein said unsubstituted or mono-substituted five- or six-membered heteroaromatic ring R<sup>3</sup> is pyridinyl or thiazolyl.

12. The compound according to any one of claims 9 to 11, wherein said five- or six-membered heteroaromatic ring R<sup>3</sup> is mono-substituted at a position on a ring carbon atom other than adjacent to said connecting carbon atom with a substituent selected from the group consisting of methyl, trifluoromethyl, chloro, bromo, or



13. The compound according to claim 12, wherein R<sup>5</sup> is lower alkyl having from 1 to 7 carbon atoms.

14. The compound according to claim 12 or 13, wherein n is 1.

15. The compound according to any one of claims 9 to 11, wherein said five- or six-membered heteroaromatic ring R<sup>3</sup> is unsubstituted.

16. A pharmaceutical composition comprising the compound defined in any one of claims 1 to 15 and a pharmaceutically acceptable carrier and/or adjuvant.

17. A process for the preparation of the pharmaceutical composition defined in claim 16 comprising combining the compound of formula I defined in any one of claims 1 to 15 with a pharmaceutically acceptable carrier and/or adjuvant.

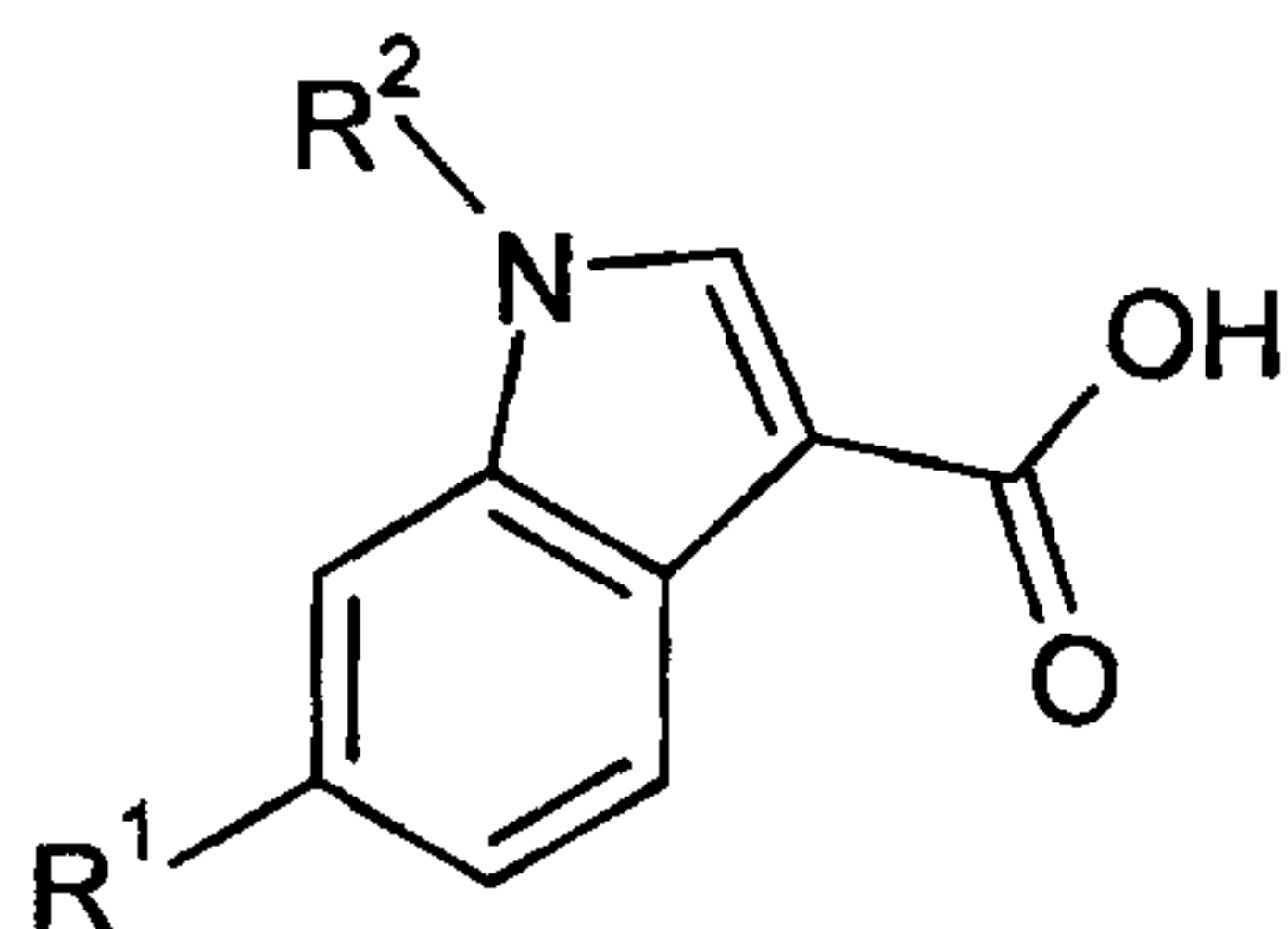
18. The compound according to any one of claims 1 to 15 for the treatment or prophylaxis of type II diabetes.

19. A use of the compound defined in any one of claims 1 to 15 for the treatment or prophylaxis of type II diabetes.

20. A use of the compound defined in any one of claims 1 to 15 for the preparation of a medicament for the treatment or prophylaxis of type II diabetes.

21. A process for the preparation of the compound defined in any one of claims 1 to 15, said process comprising:

a) coupling a compound of formula VI



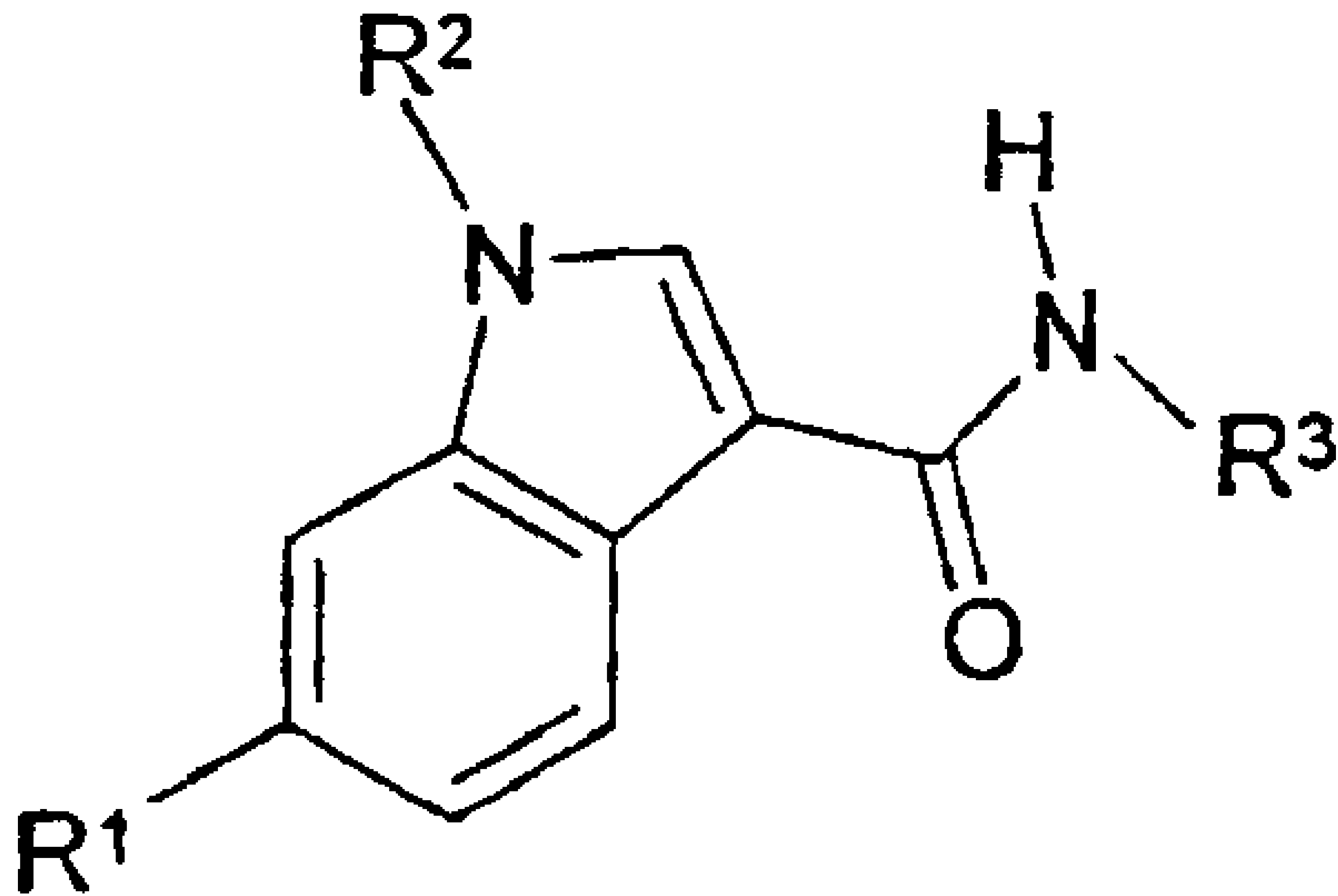
wherein  $R^1$  and  $R^2$  are as defined in claim 1;

with a compound of formula VII



wherein  $R^3$  is as defined in claim 1;

- b) oxidizing a compound of formula I, wherein  $R^1$  is methylthio to a compound of formula I, wherein  $R^1$  is methylsulfinyl;
- c) oxidizing a compound of formula I, wherein  $R^1$  is methylthio to a compound of formula I, wherein  $R^1$  is methylsulfonyl; or
- d) deprotecting a compound of formula I, wherein  $R^1$  is protected amino or protected hydroxy.



I