



US00D954339S

(12) **United States Design Patent**
Sharp

(10) **Patent No.:** **US D954,339 S**

(45) **Date of Patent:** **** Jun. 7, 2022**

(54) **CIGAR LIGHTER**

(71) Applicant: **Integral Logistics, LLC**, Tamarac, FL (US)

(72) Inventor: **Rosemary Y. Sharp**, Tamarac, FL (US)

(**) Term: **15 Years**

(21) Appl. No.: **29/744,160**

(22) Filed: **Jul. 27, 2020**

(51) **LOC (13) Cl.** **27-05**

(52) **U.S. Cl.**
USPC **D27/141**

(58) **Field of Classification Search**
USPC D27/141, 139, 142, 148, 153, 154, 157, D27/158, 159, 161, 160, 138
CPC F23Q 2/00; F23Q 2/02; F23Q 2/16; F23Q 2/161; F23Q 2/162; F23Q 2/164; F23Q 2/167; F23Q 7/00; F23Q 7/14; F23Q 7/16; F23Q 7/24; F23Q 7/10

See application file for complete search history.

(56) **References Cited**

U.S. PATENT DOCUMENTS

D368,980 S *	4/1996	Ichikawa	D27/141
D371,218 S *	6/1996	Chung	D27/141
D464,168 S *	10/2002	Reynolds	D27/142
D467,033 S *	12/2002	Smith	D27/143
D468,859 S *	1/2003	Cohen Harel	D27/141
D469,920 S *	2/2003	Hong	D27/143
D492,060 S *	6/2004	Fontaine	D27/143
D502,285 S *	2/2005	Tufts, Jr.	D27/141
D513,044 S *	12/2005	Morrison	D21/370

D521,184 S *	5/2006	Chen	D21/370
D526,440 S *	8/2006	Smith	D27/157
D551,800 S *	9/2007	Smith	D27/157
D553,792 S *	10/2007	Smith	D27/143
D592,352 S *	5/2009	Chuan	D27/157
D613,118 S *	4/2010	Weston	D7/416
D817,542 S *	5/2018	Huff	D27/141

OTHER PUBLICATIONS

Flame lighter By: Colabri found on line Aug. 23, 2021 <https://www.bestcigarprices.com/cigar-directory/colibri-cigars/colibri-daytona-single-jet-flame-lighter---chrome-and-black-234119/>.*

* cited by examiner

Primary Examiner — Rebecca Tsehaye

(74) *Attorney, Agent, or Firm* — Frank Marino

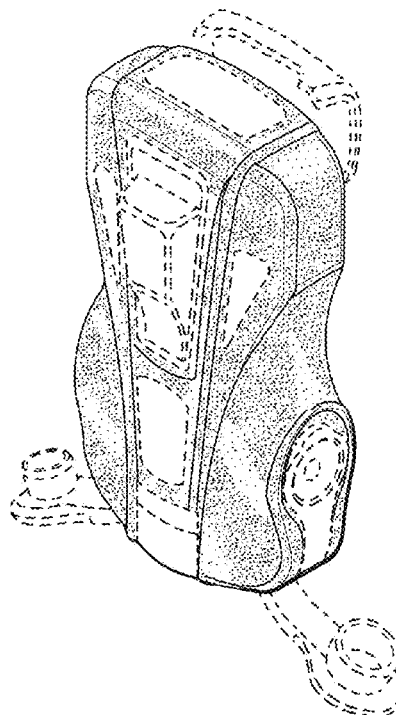
(57) **CLAIM**

The ornamental design for a cigar lighter, as shown and described.

DESCRIPTION

FIG. 1 is a perspective view of the cigar lighter according to my new design;
FIG. 2 is a right side view of the cigar lighter of FIG. 1, the left side view being a mirror image thereof;
FIG. 3 is a front view of the cigar lighter of FIG. 1;
FIG. 4 is a top view of the cigar lighter of FIG. 1;
FIG. 5 is a rear view of the cigar lighter of FIG. 1; and,
FIG. 6 is bottom view of the cigar lighter of FIG. 1.
The broken lines in the drawings depict portions of the cigar lighter that form no part of the claimed design.

1 Claim, 2 Drawing Sheets



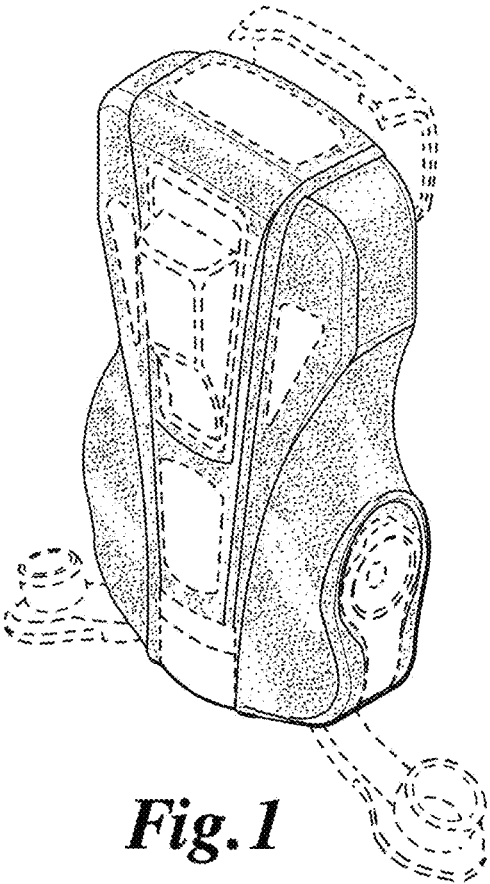


Fig. 1

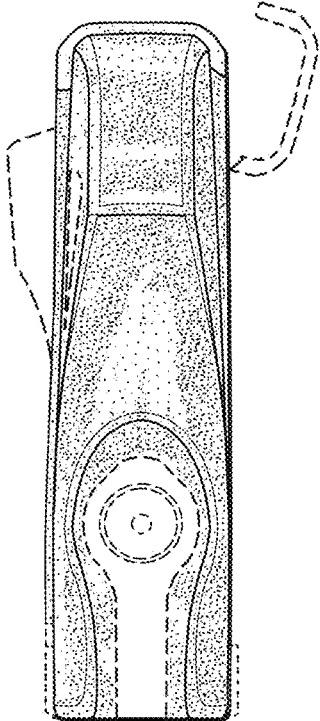


Fig. 2

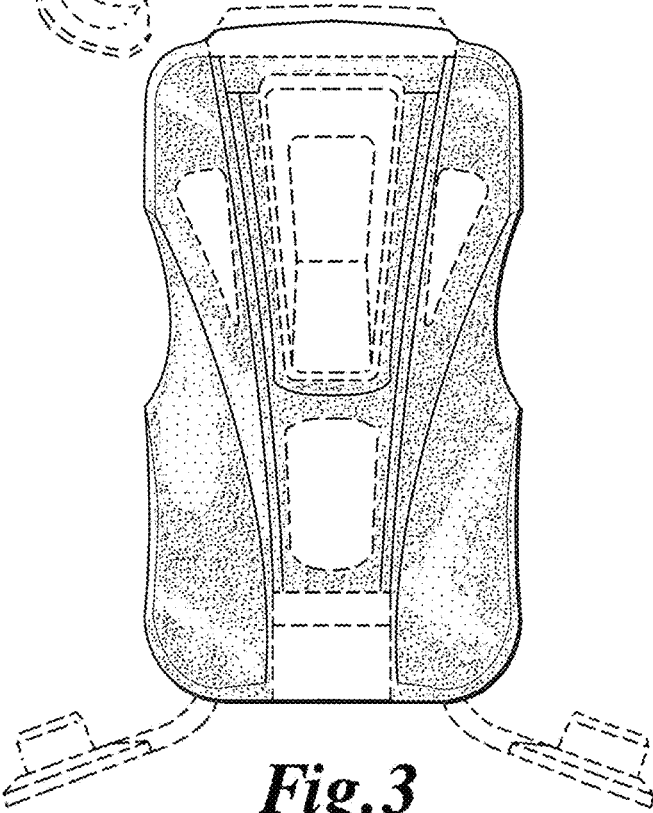


Fig. 3

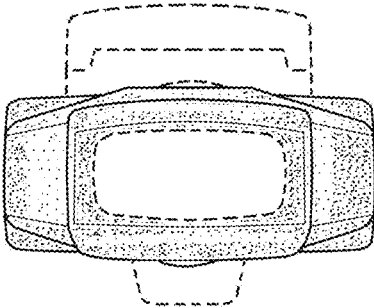


Fig. 4

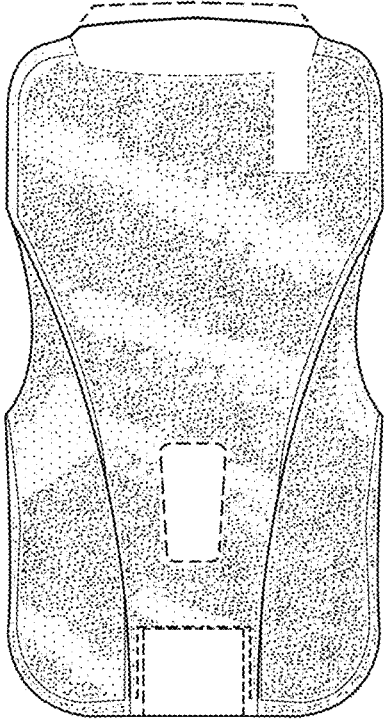


Fig. 5

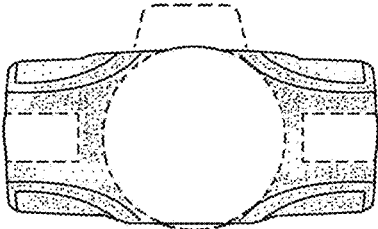


Fig. 6