



US00D801672S

(12) **United States Design Patent** (10) **Patent No.:** **US D801,672 S**  
**Small** (45) **Date of Patent:** **\*\* Nov. 7, 2017**

(54) **SHOE UPPER**  
(71) Applicant: **NIKE, Inc.**, Beaverton, OR (US)  
(72) Inventor: **Jessica Small**, Portland, OR (US)  
(73) Assignee: **NIKE, Inc.**, Beaverton, OR (US)  
(\*\*) Term: **15 Years**

D779,184 S \* 2/2017 Avar ..... D2/969  
D783,975 S \* 4/2017 Schenone ..... D2/902  
D788,435 S \* 6/2017 Gibson ..... D2/972  
D792,703 S \* 7/2017 Chang ..... D2/972  
D793,693 S \* 8/2017 Roulo ..... D2/972

(21) Appl. No.: **29/574,271**  
(22) Filed: **Aug. 12, 2016**  
(51) **LOC (10) Cl.** ..... **02-04**  
(52) **U.S. Cl.** ..... **D2/972**  
**USPC** ..... **D2/972**  
(58) **Field of Classification Search**  
**USPC** ..... D2/969, 970, 972-974, 977, 902,  
D2/906-912, 943-945, 980, 983, 901;  
D24/192  
**CPC** ... A43B 3/0047; A43B 3/0052; A43B 3/0057;  
A43B 3/0063; A43B 3/0068; A43B  
3/0073; A43B 1/04; A43B 1/06; A43B  
5/00; A43B 5/02; A43B 5/06; A43B 5/10;  
A43B 5/14; A43B 23/0245; A43B  
13/125; A43B 13/186; A43C 3/00; A43C  
7/06  
See application file for complete search history.

**OTHER PUBLICATIONS**

“The Nike Air Sock Racer Ultra Flyknit Is Officially Unveiled,” as posted at KicksOnFire.com [online], posted on Apr. 13, 2017, [site visited Aug. 10, 2017]. Available on the Internet, <URL: https://www.kicksonfire.com/nike-air-sock-racer-ultra-flyknit-officially-unveiled/>.\*  
Nike Free Sock Racer [online], [retrieved Jan. 19, 2017], retrieved from Internet <URL: http://www.kicksonfire.com/nike-free-sock-racer/>; 2 color pages, dated Dec. 20, 2012.

\* cited by examiner

*Primary Examiner* — Jeffrey D Asch  
*Assistant Examiner* — Rebekah A Caruso  
(74) *Attorney, Agent, or Firm* — Banner & Witcoff, Ltd.

(57) **CLAIM**

The ornamental design for a shoe upper, as shown and described.

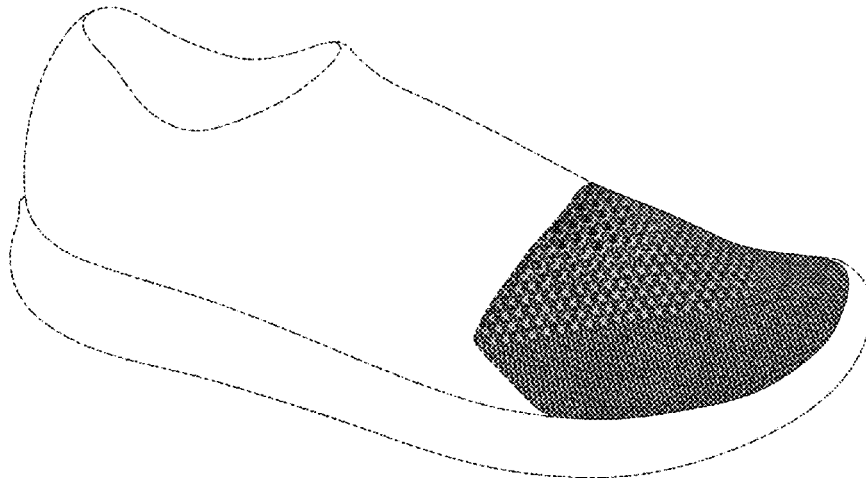
**DESCRIPTION**

FIG. 1 is a front perspective view of a shoe upper showing my new design;  
FIG. 2 is a side view thereof;  
FIG. 3 is an opposite side view thereof;  
FIG. 4 is a front view thereof; and,  
FIG. 5 is a top view thereof.

The broken lines immediately adjacent to the photographic area define the bounds of the claimed design, and form no part thereof. The broken lines showing the remainder of the shoe are for environmental purposes only and form no part of the claimed design.

**1 Claim, 5 Drawing Sheets**

(56) **References Cited**  
**U.S. PATENT DOCUMENTS**  
D668,858 S \* 10/2012 Shaffer ..... D2/972  
D701,036 S \* 3/2014 Martin ..... D2/972  
D701,037 S \* 3/2014 Ho ..... D2/972  
D709,280 S \* 7/2014 Shaffer ..... D2/972  
8,800,172 B2 \* 8/2014 Dua ..... A43B 23/0235  
36/3 B  
D722,225 S \* 2/2015 Williams, Jr. .... D2/972  
D772,553 S \* 11/2016 Williams, Jr. .... D2/972



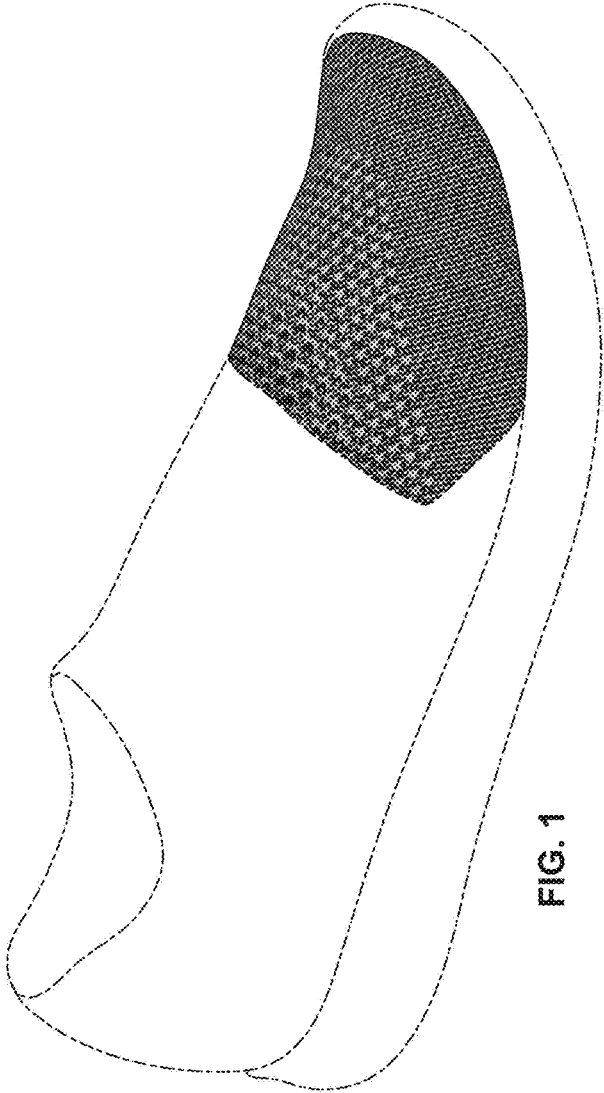


FIG. 1

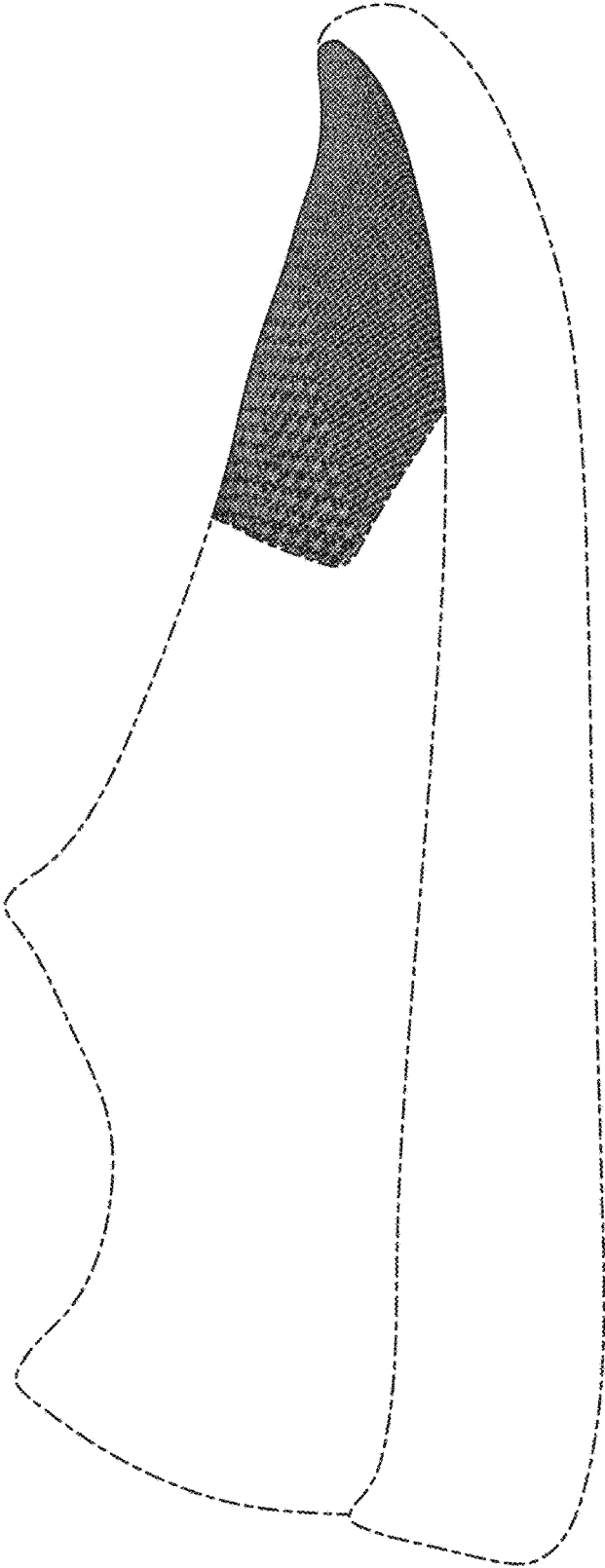


FIG. 2

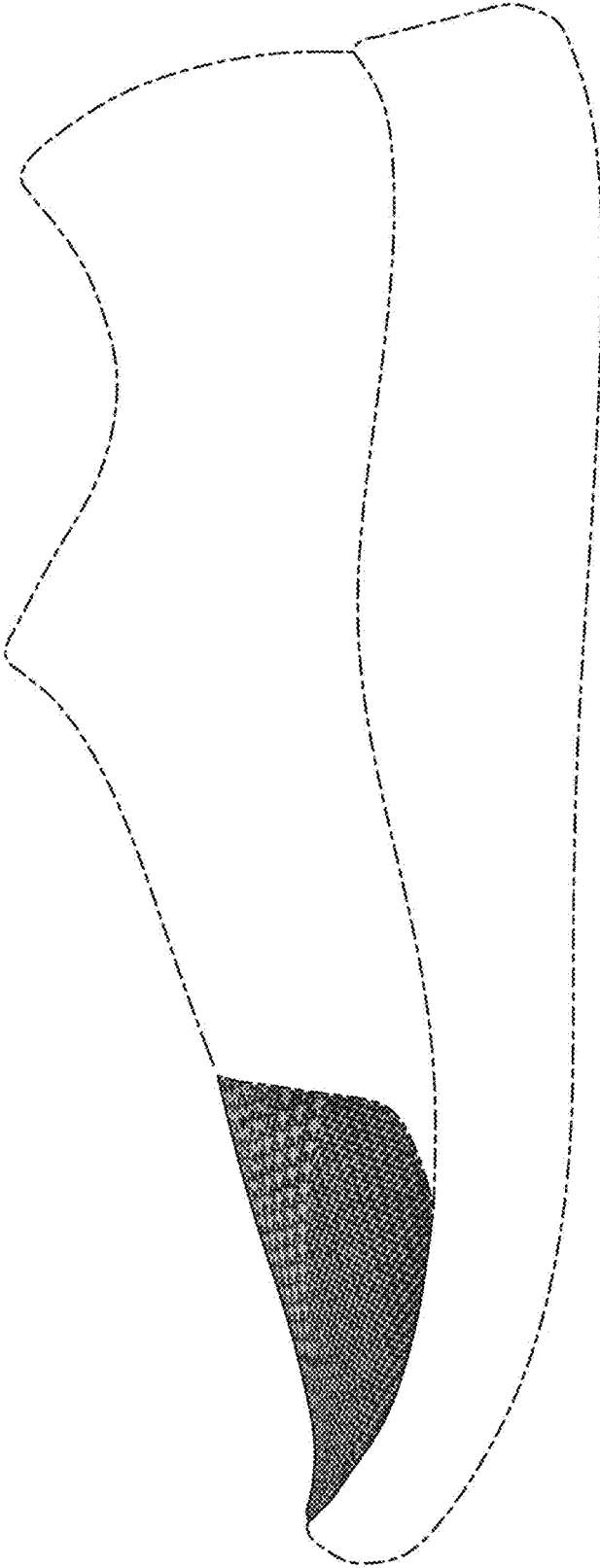


FIG. 3




FIG. 4

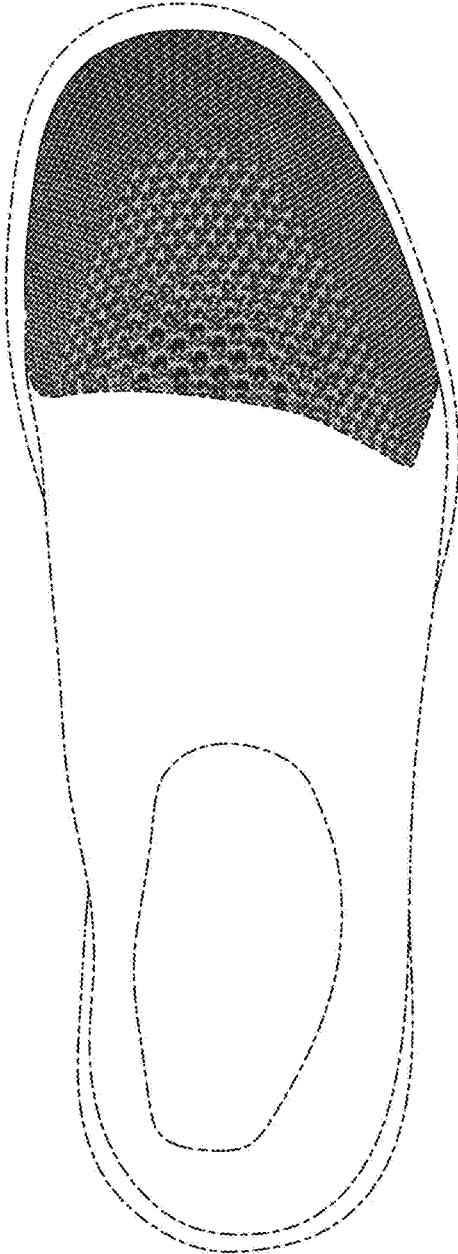


FIG. 5