

July 3, 1956

H. B. LEDERER

2,752,764

MAGNETIC EARRINGS WITH INTERCHANGEABLE ORNAMENTS

Filed Nov. 23, 1955

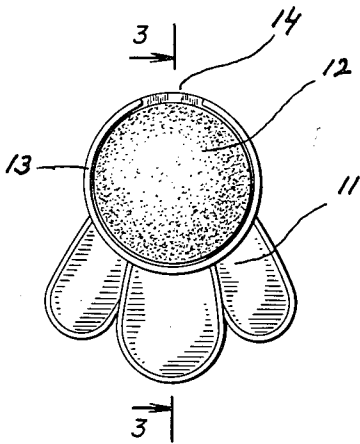


FIG. 1.

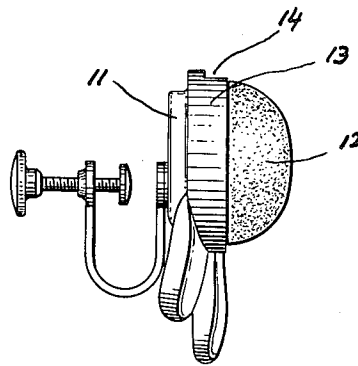


FIG. 2.

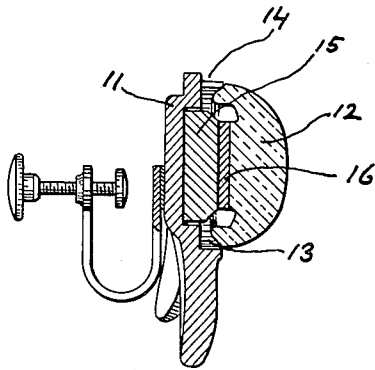


FIG. 3.

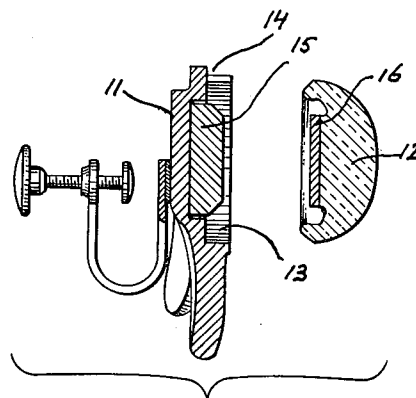


FIG. 4.

INVENTOR.
HENRY B. LEDERER
BY *Cornelius F. Gustafson*

ATTORNEY

1

2,752,764

MAGNETIC EARRINGS WITH INTER-CHANGEABLE ORNAMENTS

Henry B. Lederer, New York, N. Y.

Application November 23, 1955, Serial No. 548,716

1 Claim. (Cl. 63—29)

This invention relates to earrings, and more specifically to earrings with interchangeable ornaments, such as precious or semi-precious, or artificial stones or other ornamental parts. The purpose of the invention is the creation of a type of earrings in which such ornamentation may be easily and quickly removed and replaced by other ornaments by the wearer, permitting her to change the color of the stone, or the type of ornamentation to fit her taste, her dress or the occasion; a further purpose of the invention is to provide a single pair of earrings with a variety of interchangeable stones, buttons or other ornaments, to be sold as a unit, permitting the purchaser a variety of combinations. Other advantages and novel features of the invention will become apparent from the following specification if considered together with the drawings attached hereto and forming part of same, and in which:

Fig. 1 is a front view of an earring embodying the invention;

Fig. 2 is a side view of Fig. 1;

Fig. 3 is a cross section taken along line 3—3 of Fig. 1;

Fig. 4 is identical with Fig. 3 with the body of the earring and the removable ornament separated.

Like numbers refer to identical parts in all drawings.

In an earring of conventional type, the body of the earring 11 has a flat magnet 15 permanently attached to it, surrounded by a collar 13, said collar having an opening 14 on its periphery. The removable button, or other ornamentation 12 fits into the cup created by the collar 13, and has, on its inside a flat armature 16 which rests on the flat magnet 15 mounted on the body of the earring 11 when the unit is assembled, as shown in Fig. 3. In the assembled position, collar 13 will prevent any lateral motion, or sliding off of the button 12 which thus will

2

be kept firmly in place by the magnetic forces between magnet 15 and armature 16, and separation will be possible only in a direction substantially perpendicular to the attaching surfaces, the direction in which the magnetic forces offer the greatest resistance. This reduces substantially the hazard of accidentally losing the ornamental portion 12 of the earring.

To facilitate voluntary separation of the ornamental portion 12 from the body of the earring 11, the collar 13 is provided with a small opening 14 on its periphery, permitting the user to insert a fingertip or fingernail into the wedge between the earring and the detachably mounted ornament, and push the ornamental button 12 in an outward direction, perpendicular to the magnetic surfaces 15 and 16 at which the two parts are joined.

Of course, changes in arrangement, in the shape and size of the parts may be made, the respective position of magnet and armature might be exchanged, or even two magnets might be used, or the principle of the invention may be applied to other kind or type of jewelry where interchangeability of ornaments is desired, without departing from the spirit of the invention as defined in the following claim in which the expression "wedge" is intended to refer to the space of any form and narrowness which makes the entering of a separating tool, or even fingernail possible between the earring and the removable ornament.

I claim as my invention:

An earring or the like, having a detachably mounted ornament, said earring and said ornament being provided with mutually magnetically attractive elements, said ornament being provided with a flange extending beyond said magnetic element attached to said ornament, said earring being provided with a lip extending around the surface of the cooperating magnetic member mounted on said earring and spaced therefrom, thereby defining a groove corresponding to the flange of said ornament, said lip being provided with at least one opening along its periphery, said detachably mounted ornament forming a wedge at said opening with the bottom of said groove.

References Cited in the file of this patent

UNITED STATES PATENTS

2,008,382	Bennett	July 16, 1935
2,397,931	Ellis	Apr. 9, 1946
2,601,424	Baker	June 24, 1952
2,637,887	Goodman	May 12, 1953