



US00D846036S

(12) **United States Design Patent**  
**Behar et al.**

(10) **Patent No.:** **US D846,036 S**  
(45) **Date of Patent:** **\*\* Apr. 16, 2019**

(54) **BLOCK ASSEMBLY AND COMPONENTS THEREOF**

- (71) Applicant: **Industrial Designers Society of America, Inc.**, Herndon, VA (US)
- (72) Inventors: **Yves Albert Behar**, San Francisco, CA (US); **Qin Li**, San Francisco, CA (US)
- (73) Assignee: **Industrial Designers Society of America, Inc.**, Herndon, VA (US)
- (\*\*) Term: **15 Years**
- (21) Appl. No.: **29/613,970**

- (22) Filed: **Aug. 15, 2017**
- (51) **LOC (11) Cl.** ..... **21-01**
- (52) **U.S. Cl.**  
USPC ..... **D21/499**
- (58) **Field of Classification Search**  
USPC ..... D21/468, 478, 479, 484-505; D19/59, D19/60, 51  
CPC ..... A63H 33/04; A63H 33/06; A63H 33/08; A63H 33/082; A63H 33/084; A63H 33/10; A63H 33/102; A63H 33/105; A63H 33/12; A63H 33/16; G09B 19/00  
See application file for complete search history.

(56) **References Cited**

**U.S. PATENT DOCUMENTS**

D229,954	S	*	1/1974	Daenen	.....	D21/499
D235,039	S	*	5/1975	Olsen	.....	273/160
4,676,507	A	*	6/1987	Patterson	.....	A63F 9/12
						273/160
D412,541	S	*	8/1999	Tam	.....	D21/478
D413,361	S	*	8/1999	Silvey	.....	D21/478
D426,587	S	*	6/2000	Phillips	.....	D21/499
D431,373	S	*	10/2000	Zappitelli	.....	D21/479
D517,127	S	*	3/2006	Choi	.....	D21/386

(Continued)

**OTHER PUBLICATIONS**

John Walsh, Urban Green Council, Hip to be Square: Behind the EBIE Award Trophy, <https://urbangreencouncil.org/content/news/hip-be-square-behind-ebie-award-trophy>, published May 23, 2014.

*Primary Examiner* — Cynthia M. Chin  
(74) *Attorney, Agent, or Firm* — Saidman DesignLaw Group, LLC

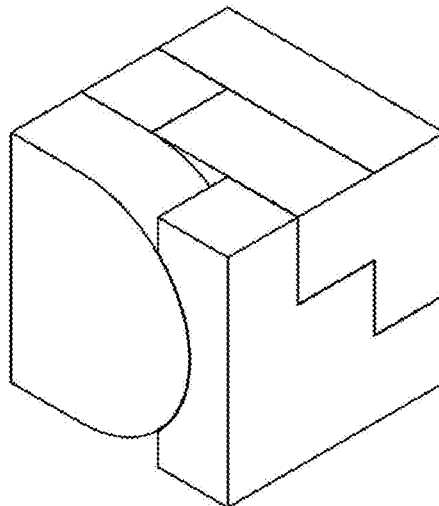
(57) **CLAIM**

The ornamental design for a block assembly and components thereof, as shown and described.

**DESCRIPTION**

FIG. 1 is a front, side perspective view of a block assembly showing our new design;  
 FIG. 2 is another front, side perspective view thereof;  
 FIG. 3 is a rear, side perspective view thereof;  
 FIG. 4 is another rear, side perspective view thereof;  
 FIG. 5 is a front view thereof;  
 FIG. 6 is a rear view thereof;  
 FIG. 7 is a left side view thereof;  
 FIG. 8 is a right side view thereof;  
 FIG. 9 is a top view thereof;  
 FIG. 10 is a perspective view of a first component thereof;  
 FIG. 11 is a perspective view of a second component thereof;  
 FIG. 12 is a perspective view of a third component thereof;  
 FIG. 13 is a perspective view of a fourth component thereof;  
 FIG. 14 is a perspective view of a fifth component thereof;  
 and,  
 FIG. 15 shows front views of the components of FIGS. 10-14.  
 The bottom views of the block assembly and components thereof form no part of the claimed design.

**1 Claim, 7 Drawing Sheets**



(56)

**References Cited**

U.S. PATENT DOCUMENTS

D559,921	S	*	1/2008	Webster	.....	D21/499
D560,256	S	*	1/2008	Webster	.....	D21/499
D560,257	S	*	1/2008	Webster	.....	D21/499
D568,418	S	*	5/2008	Webster	.....	D21/499
D596,242	S	*	7/2009	Schwisow	.....	D21/471
D662,151	S	*	6/2012	Broom	.....	D21/478
D739,896	S	*	9/2015	Peker	.....	D21/479
D801,443	S	*	10/2017	Du Toit	.....	D21/499

\* cited by examiner

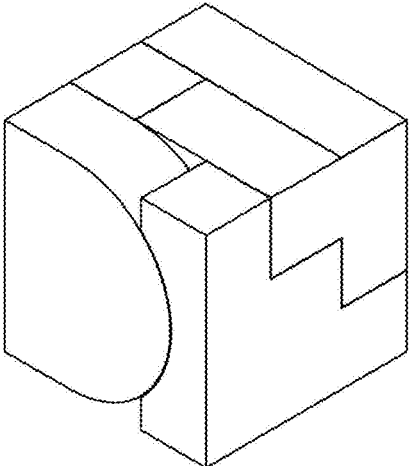


FIG. 1

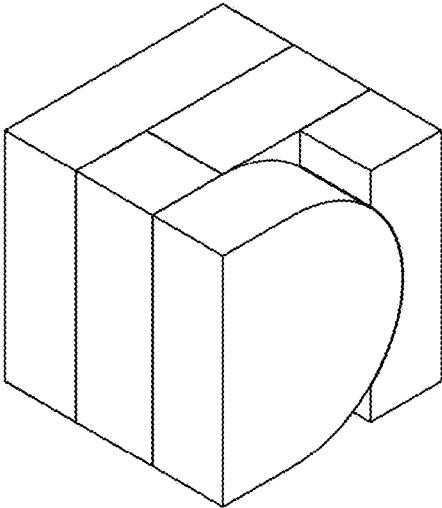


FIG. 2

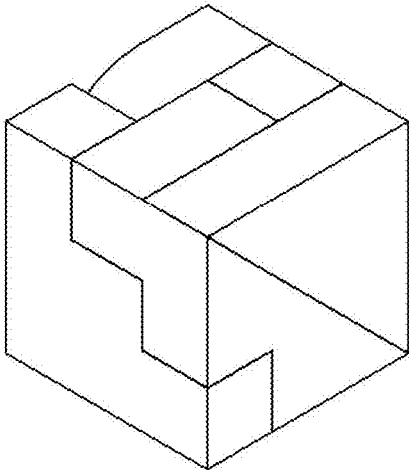


FIG. 3

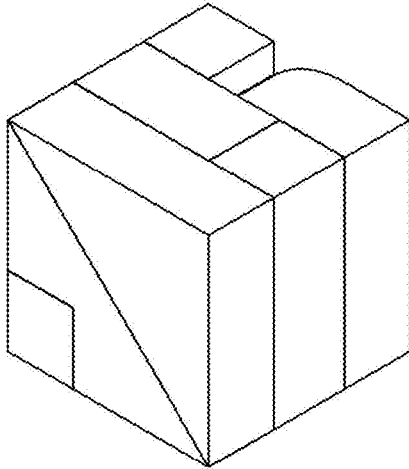


FIG. 4

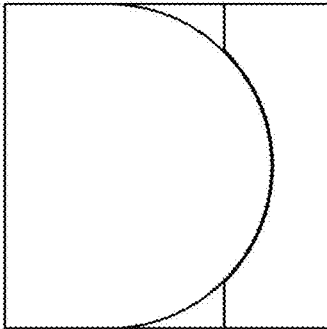


FIG. 5

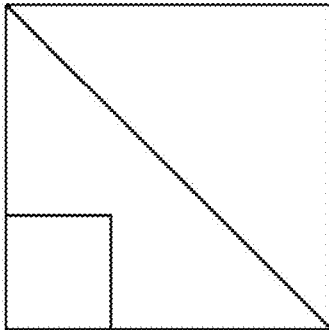


FIG. 6




FIG. 7

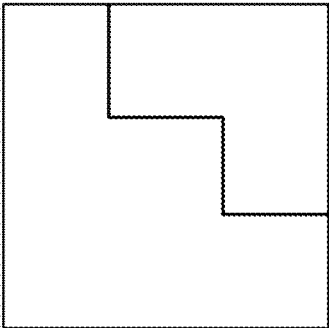


FIG. 8

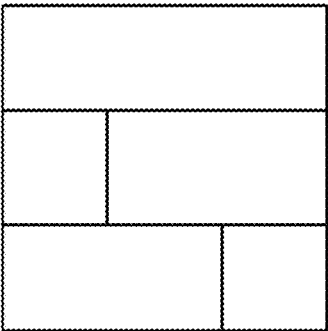

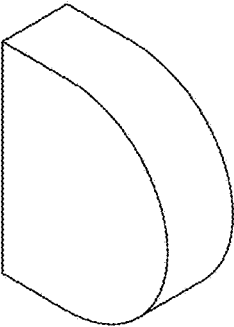


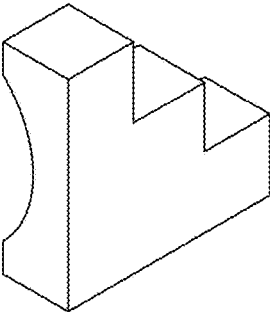
FIG. 9



**FIG. 10**



**FIG. 11**



**FIG. 12**

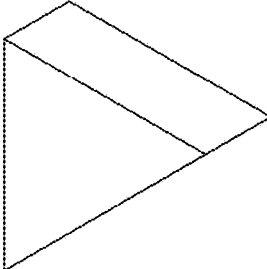


FIG. 13

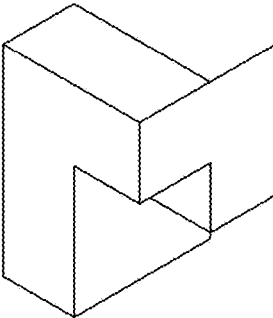


FIG. 14



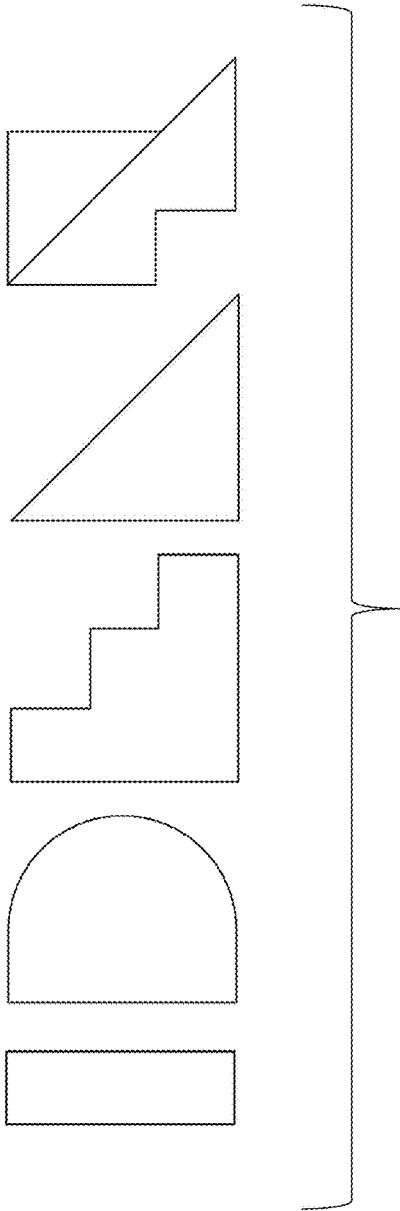


FIG. 15