



US00D720161S

(12) **United States Design Patent**
Udagawa et al.

(10) **Patent No.:** **US D720,161 S**

(45) **Date of Patent:** **** Dec. 30, 2014**

(54) **TABLE**

(71) Applicant: **Knoll, Inc.**, East Greenville, PA (US)

(72) Inventors: **Masamichi Udagawa**, New York, NY (US); **Sigrid Moeslinger**, New York, NY (US)

(73) Assignee: **Knoll, Inc.**, East Greenville, PA (US)

(**) Term: **14 Years**

(21) Appl. No.: **29/456,939**

(22) Filed: **Jun. 5, 2013**

(51) **LOC (10) Cl.** **06-03**

(52) **U.S. Cl.**

USPC **D6/656.13**; D6/691.3; D6/691.6

(58) **Field of Classification Search**

USPC D6/691, 691.6, 691.7, 691.8, 691.3,
D6/708.16, 656, 656.12, 656.13, 656.14;
108/153.1, 156, 157.1, 161; 248/188,
248/188.1

See application file for complete search history.

(56) **References Cited**

U.S. PATENT DOCUMENTS

D153,909 S * 5/1949 Wais D6/483
2,794,695 A * 6/1957 Heal 108/146

D314,878 S * 2/1991 Hart D6/486
D509,684 S * 9/2005 Judy D6/484
D556,466 S * 12/2007 Foster D6/349
D655,950 S * 3/2012 Kvello D6/487
D661,129 S * 6/2012 Schweikarth et al. D6/484
D705,556 S * 5/2014 Udagawa et al. D6/349

* cited by examiner

Primary Examiner — Janice Seeger

(74) *Attorney, Agent, or Firm* — Buchanan Ingersoll & Rooney PC

(57) **CLAIM**

The ornamental design for a table, as shown and described.

DESCRIPTION

FIG. 1 is a front perspective view of a table showing our new design;

FIG. 2 is a rear perspective view thereof;

FIG. 3 is a front elevational view thereof;

FIG. 4 is a rear elevational view thereof;

FIG. 5 is a top plan view thereof;

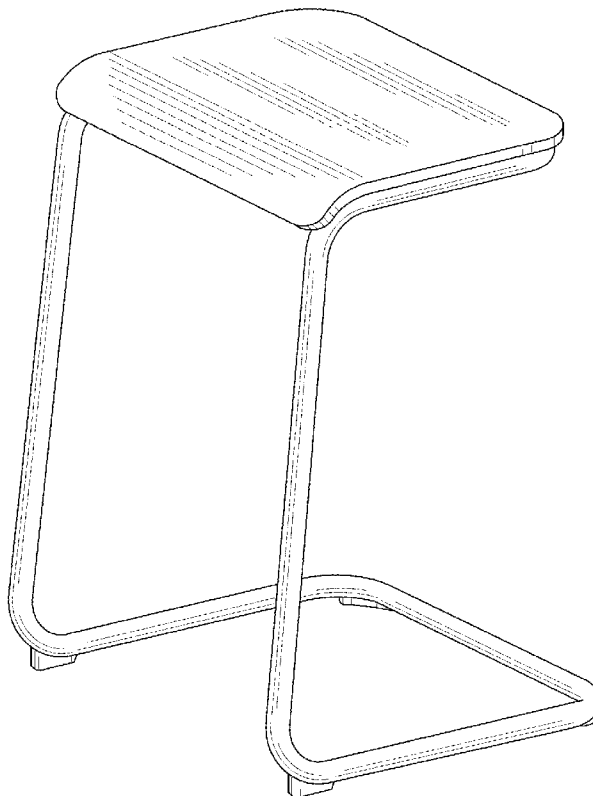
FIG. 6 is a bottom plan view thereof;

FIG. 7 is a left side elevational view thereof; and,

FIG. 8 is a right side elevational view thereof.

The phantom lines in the drawings form no part of the claimed design.

1 Claim, 5 Drawing Sheets






FIG. 1

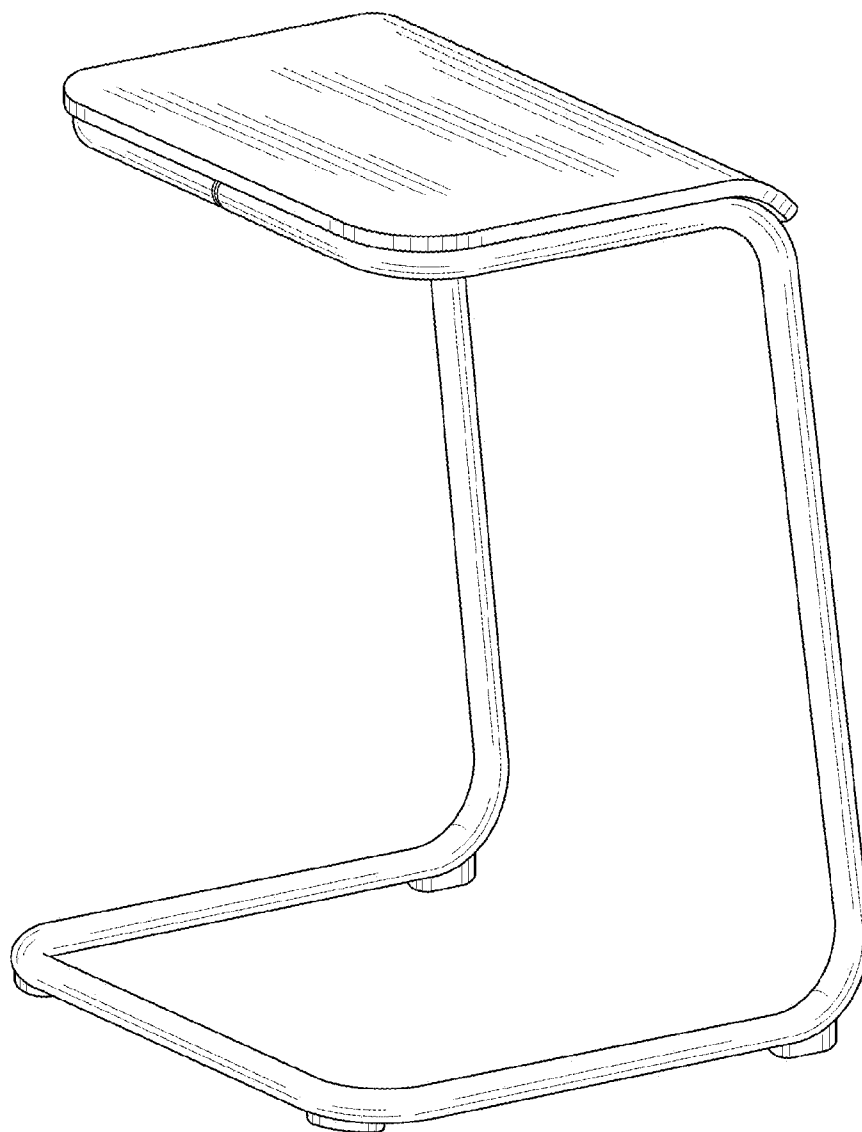


FIG. 2




FIG. 3




FIG. 4




FIG. 5

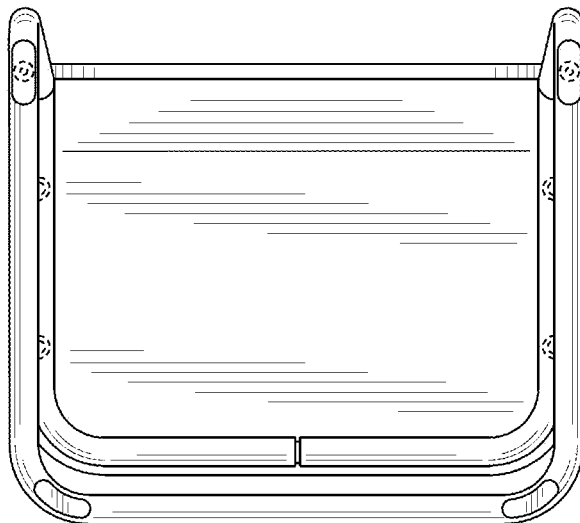


FIG. 6

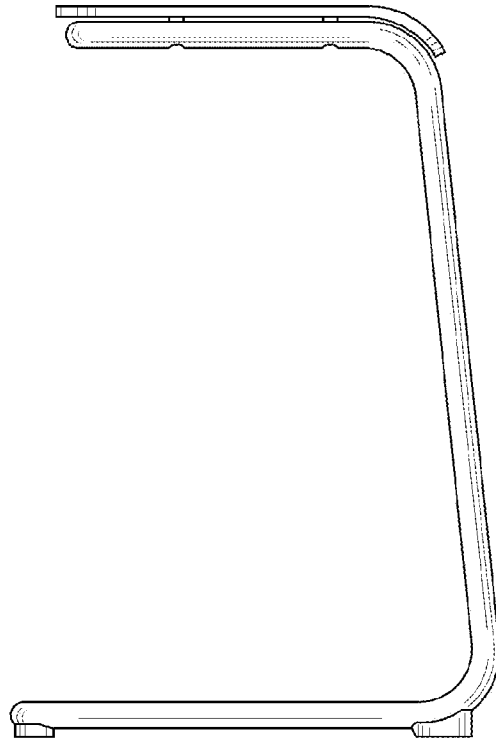


FIG. 7

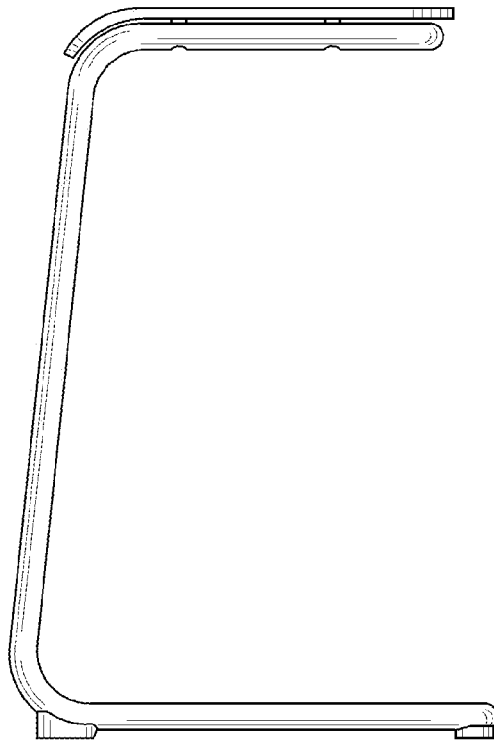


FIG. 8