



US00D906137S

(12) **United States Design Patent**
Stern

(10) **Patent No.:** **US D906,137 S**

(45) **Date of Patent:** **** Dec. 29, 2020**

(54) **WATCH**

(71) Applicant: **PATEK PHILIPPE SA GENEVE,**
Geneva (CH)

(72) Inventor: **Thierry Stern,** Geneva (CH)

(**) Term: **15 Years**

(21) Appl. No.: **35/507,739**

(22) Filed: **Mar. 7, 2019**

(80) **Hague Agreement Data**

Int. Filing Date: **Mar. 7, 2019**

Int. Reg. No.: **DM/203861**

Int. Reg. Date: **Mar. 7, 2019**

Int. Reg. Pub. Date: **Nov. 15, 2019**

(51) **LOC (12) Cl.** **10-02**

(52) **U.S. Cl.**
USPC **D10/39**

(58) **Field of Classification Search**
USPC D10/39–38
See application file for complete search history.

(56) **References Cited**

U.S. PATENT DOCUMENTS

D645,361 S * 9/2011 Parmigiani D10/38
D655,630 S * 3/2012 Behling D10/38

D662,836 S * 7/2012 Ganz D10/38
D678,081 S * 3/2013 Cabiddu D10/38
D681,481 S * 5/2013 Hegi D10/38
D703,553 S * 4/2014 Monachon D10/32
D706,144 S * 6/2014 Monachon D10/39
D878,218 S * 3/2020 Grande D10/39

* cited by examiner

Primary Examiner — George D. Kirschbaum

(57) **CLAIM**

The ornamental design for a watch, as shown and described.

DESCRIPTION

Watch

Fig. 2.1 is a front view of a watch showing the new design;

Fig. 2.2 is a rear view thereof;

Fig. 2.3 is a side view thereof;


Fig. 2.4 is an opposite side view thereof;

Fig. 2.5 is a bottom view thereof;


Fig. 2.6 is a top view thereof; and

Fig. 2.7 is a top and bottom perspective view thereof.

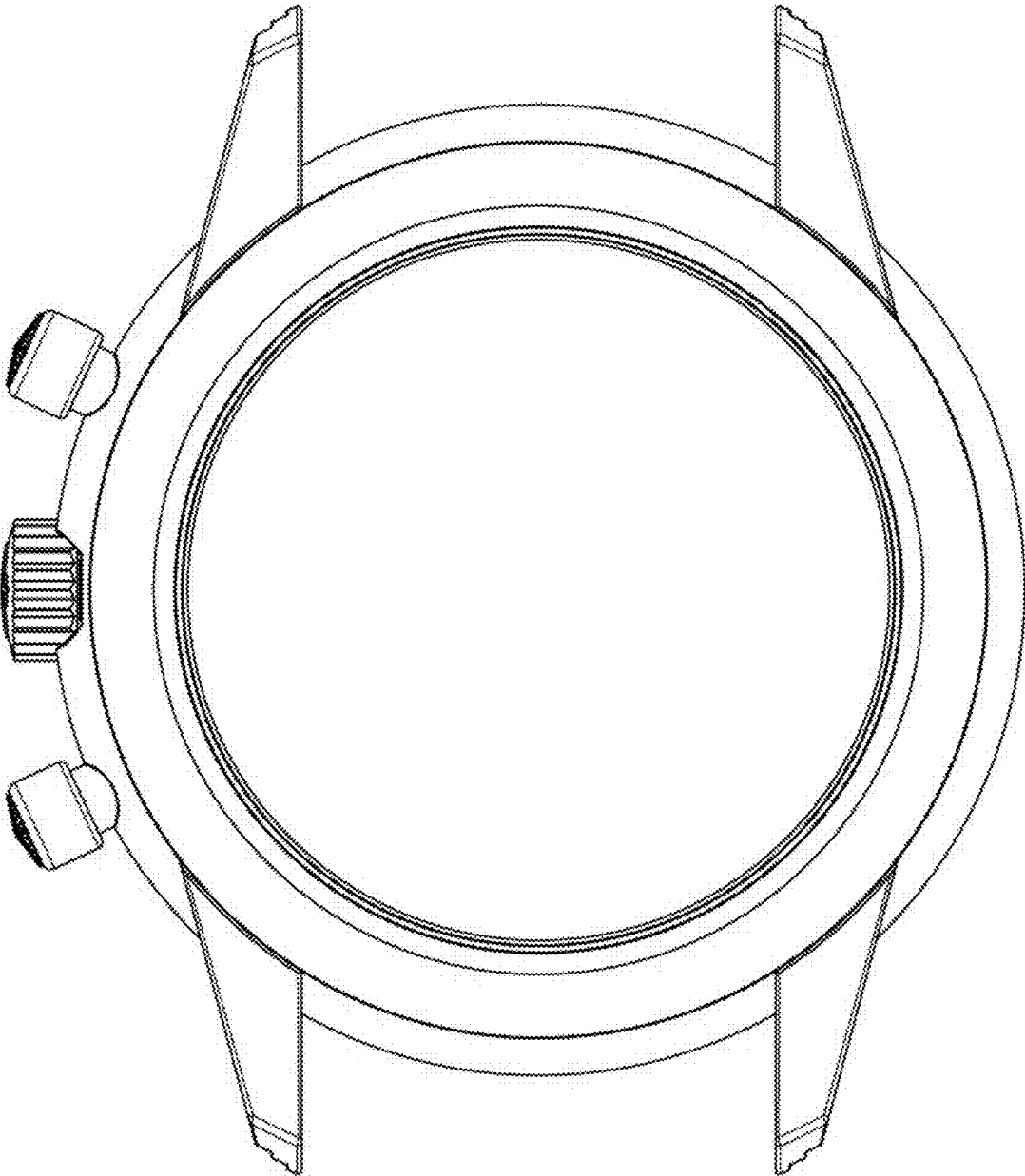
1 Claim, 7 Drawing Sheets




2.1



2.2



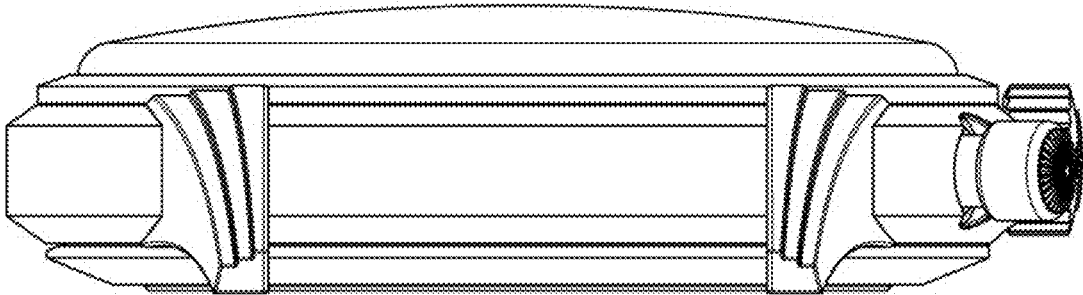
2.3



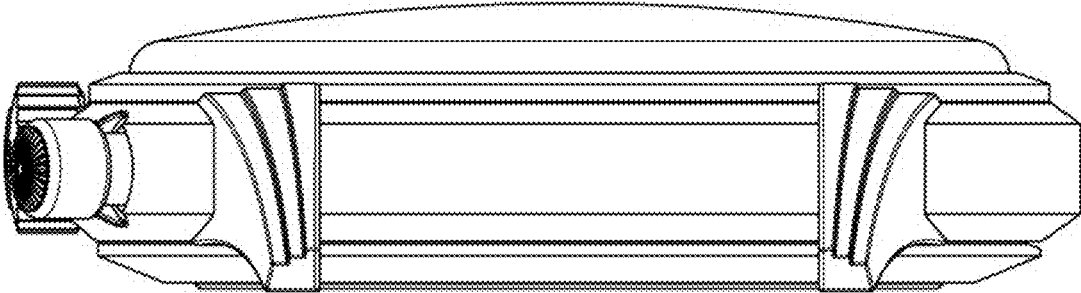
2.4



2.5



2.6



2.7

