



US00D463529S

(12) **United States Design Patent** (10) **Patent No.:** **US D463,529 S**
Dretzka (45) **Date of Patent:** **** Sep. 24, 2002**

(54) **FAUCET**
(75) **Inventor:** **Lizabeth Dretzka**, Cleveland Heights, OH (US)
(73) **Assignee:** **Moen Incorporated**, North Olmsted, OH (US)
(**) **Term:** **14 Years**
(21) **Appl. No.:** **29/137,185**
(22) **Filed:** **Feb. 14, 2001**
(51) **LOC (7) Cl.** **23-01**
(52) **U.S. Cl.** **D23/238**
(58) **Field of Search** D23/238-257;
4/675-678; 137/801

D373,815 S 9/1996 Chaney
D374,478 S 10/1996 Doughty et al.
D376,413 S 12/1996 Kergoet
D377,517 S 1/1997 Doughty et al.
D377,679 S 1/1997 Gottwald
D379,213 S 5/1997 Gottwald
D384,729 S 10/1997 Fabian
D408,895 S 4/1999 Lai
D409,292 S 5/1999 Hyde et al.
D412,025 S 7/1999 Mark et al.
D415,560 S 10/1999 Lindholm
D415,561 S 10/1999 Lindholm
D424,663 S 5/2000 Mark et al.
D428,965 S 8/2000 Slothower
D428,972 S 8/2000 Spangler
D428,973 S 8/2000 Spangler
D428,974 S 8/2000 Spangler
D429,523 S 8/2000 Spangler
D429,799 S 8/2000 Spangler
D429,800 S 8/2000 Spangler
D430,650 S 9/2000 Graves
D437,394 S * 2/2001 Mark et al. D23/238
D423,086 S * 4/2001 Meredith et al. D23/255
D443,337 S * 6/2001 Mark et al. D23/238

(56) **References Cited**
U.S. PATENT DOCUMENTS

D280,010 S 8/1985 Miller et al.
D287,747 S 1/1987 Miller et al.
D295,551 S 5/1988 Yost
D314,812 S 2/1991 Jans
D314,813 S 2/1991 Jans
D320,645 S 10/1991 Knapp et al.
D321,750 S 11/1991 Spangler
D323,700 S 2/1992 Wilde
D326,897 S 6/1992 Williams
D327,117 S 6/1992 Williams
D327,529 S 6/1992 Dannenberg
D327,731 S 7/1992 Kajpust et al.
D327,944 S 7/1992 Stairs, Jr. et al.
D329,083 S 9/1992 Dannenberg
D331,275 S 11/1992 Knapp
D331,276 S 11/1992 Knapp
D337,812 S 7/1993 Bray
D343,227 S 1/1994 Dannenberg et al.
D350,390 S 9/1994 Bollenbacher
D350,591 S 9/1994 Kawakami
D352,095 S 11/1994 Bollenbacher
D364,213 S 11/1995 Dannenberg et al.
D366,517 S 1/1996 Doughty et al.

* cited by examiner

Primary Examiner—Louis S. Zarfaz
Assistant Examiner—Gregory Andoll
(74) *Attorney, Agent, or Firm*—Cook, Alex, McFarron, Manzo, Cummings & Mehler, Ltd.

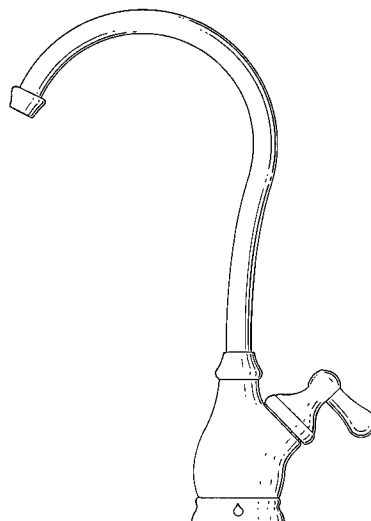
(57) **CLAIM**

The ornamental design for a faucet, as shown and described.

DESCRIPTION

FIG. 1 is a front view of my new design for a faucet;
FIG. 2 is a top view thereof;
FIG. 3 is a rear view thereof;
FIG. 4 is a right side view thereof, the left side being the same as the right side;
FIG. 5 is a bottom view thereof; and,
FIG. 6 is a perspective view thereof.

1 Claim, 3 Drawing Sheets



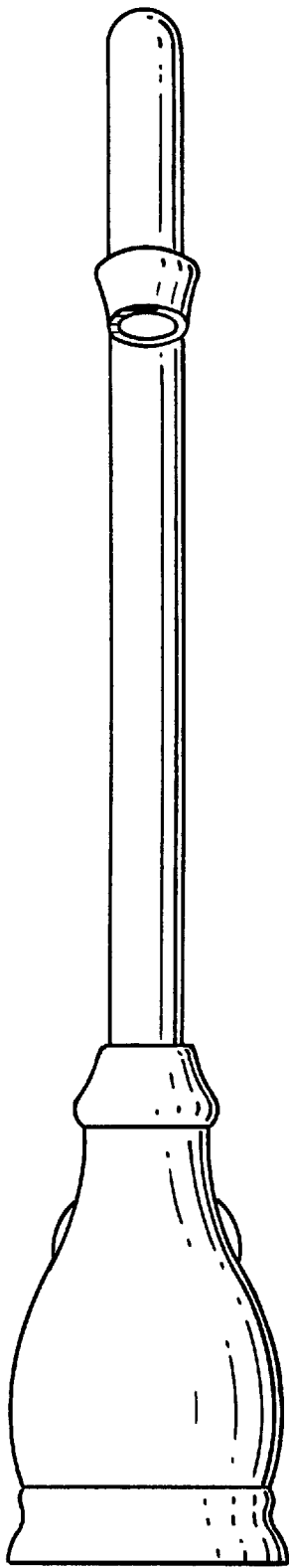


Fig. 1.

Fig. 2.

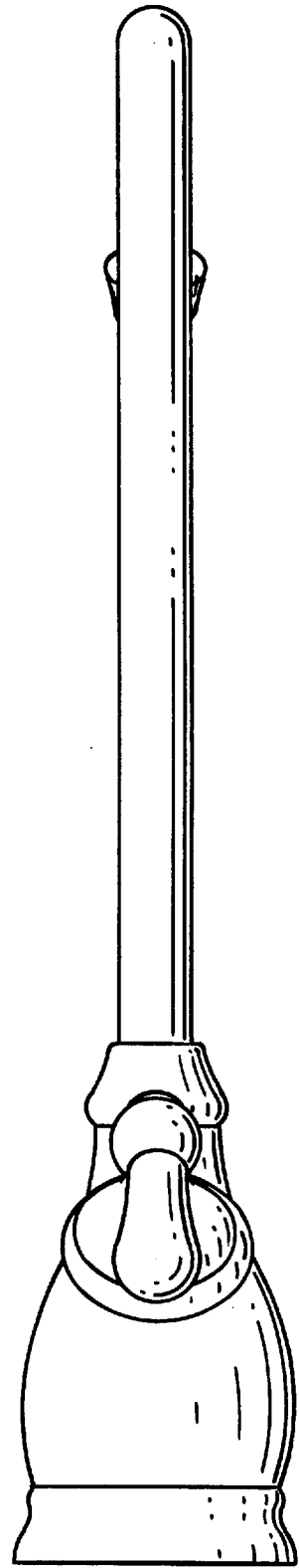
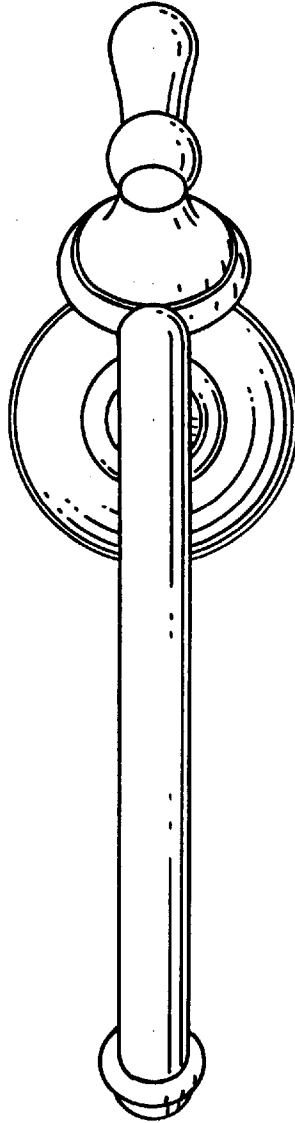
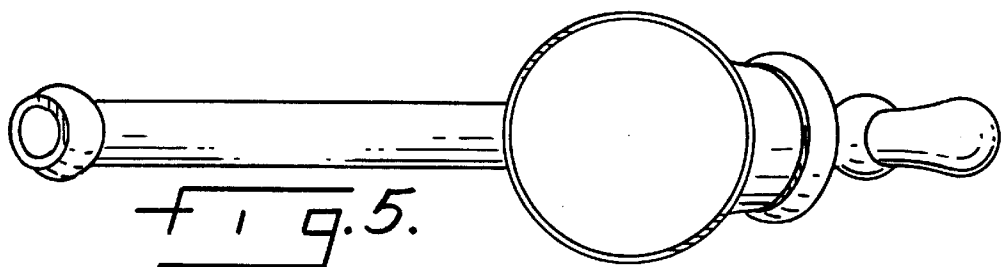
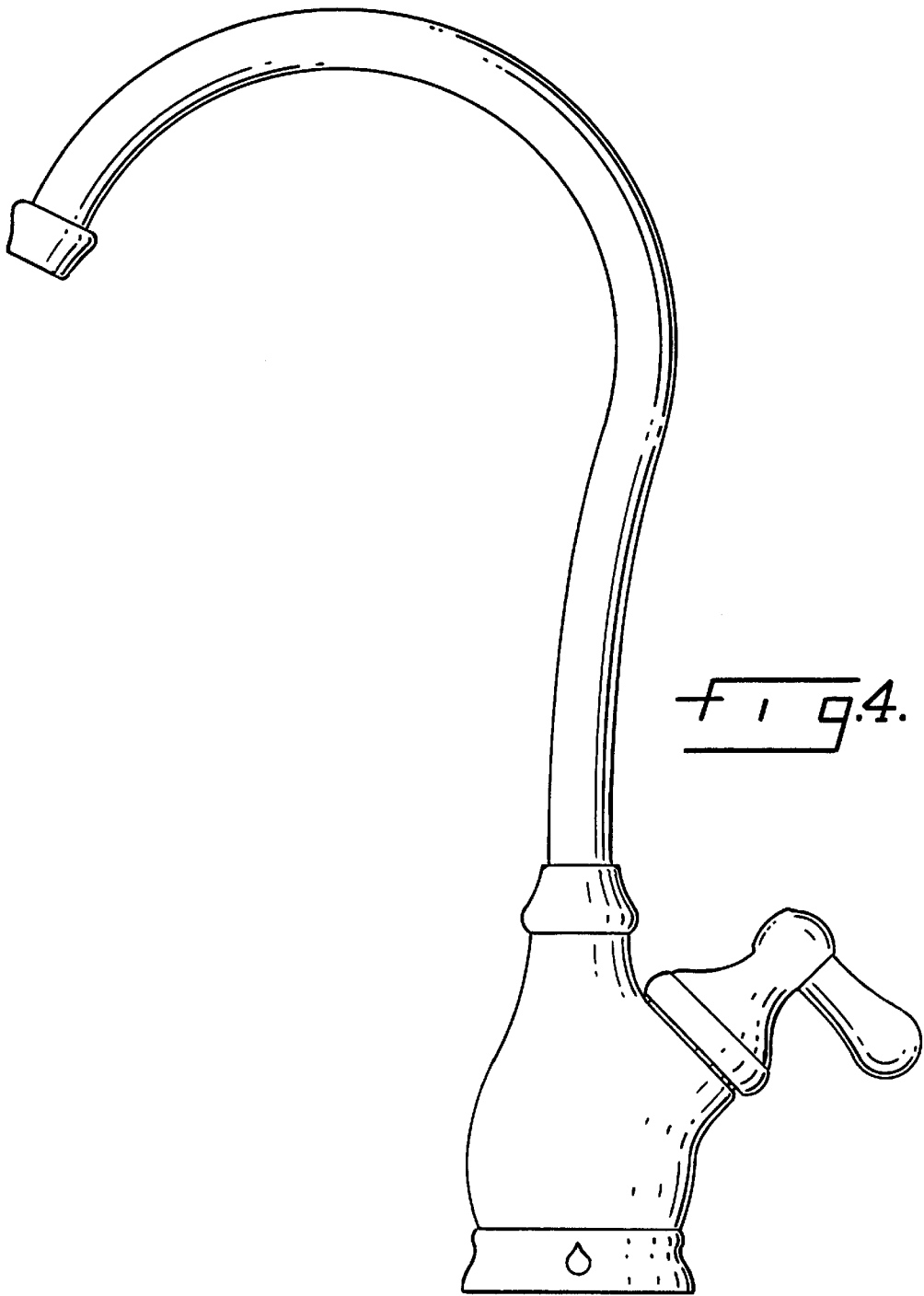


Fig. 3.



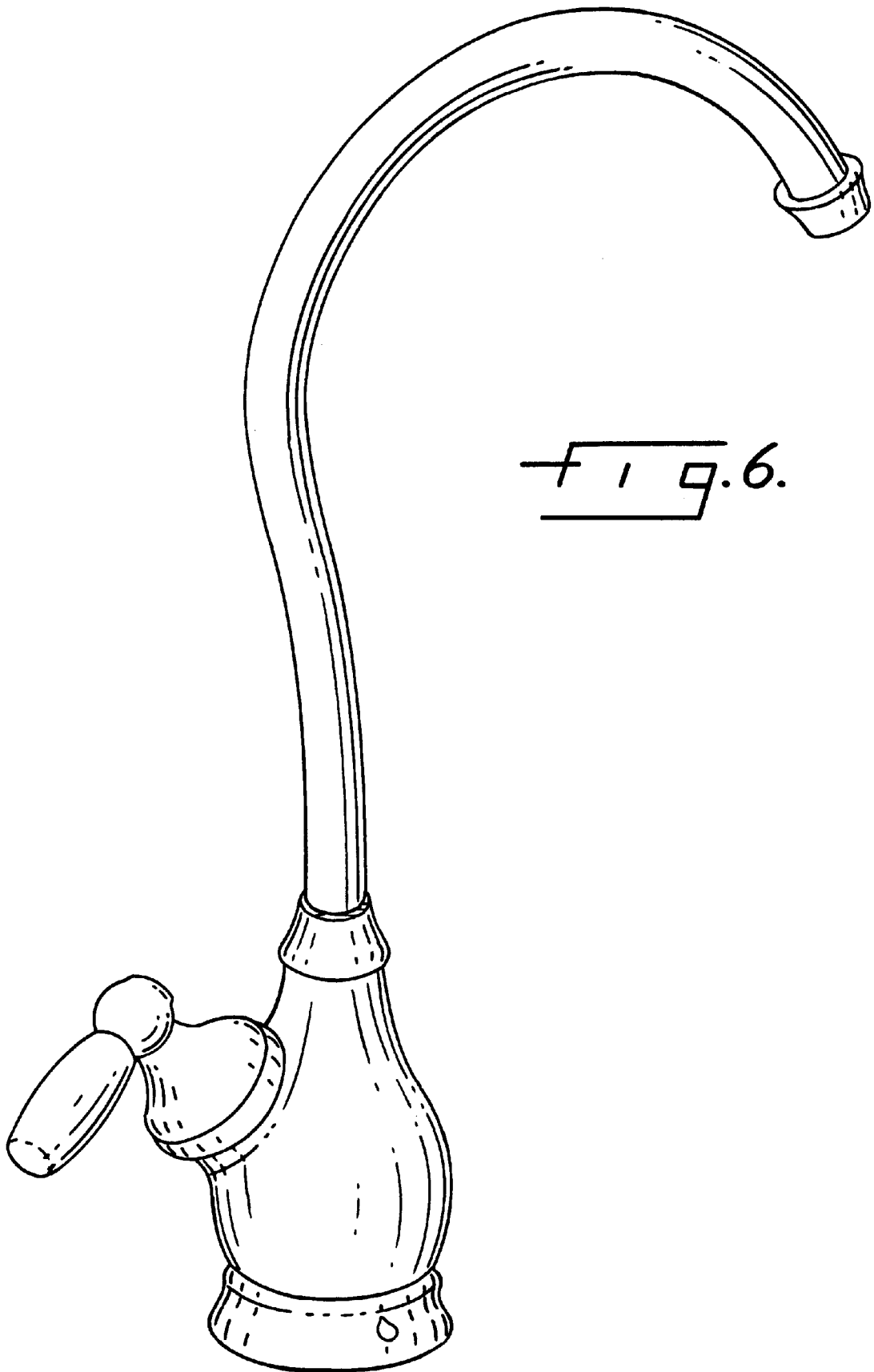


FIG. 6.