



US00D552685S

(12) **United States Design Patent**
Cetera

(10) **Patent No.:** **US D552,685 S**

(45) **Date of Patent:** **** Oct. 9, 2007**

(54) **PEN CLIP**

(75) Inventor: **Carl Cetera**, Tenafly, NJ (US)

(73) Assignee: **Cotapaxi Custom Design and Manufacturing, LLC**, Carlstadt, NJ (US)

(**) Term: **14 Years**

(21) Appl. No.: **29/249,609**

(22) Filed: **Oct. 13, 2006**

Related U.S. Application Data

(63) Continuation-in-part of application No. 29/224,712, filed on Mar. 4, 2005, now Pat. No. Des. 536,733.

(51) **LOC (8) Cl.** **19-06**

(52) **U.S. Cl.** **D19/56**

(58) **Field of Classification Search** D19/35, D19/36, 41-51; 24/11 R, 11 F, 11 P; 401/52, 401/99, 100, 104, 105, 106, 107, 108, 109, 401/192, 195, 196

See application file for complete search history.

(56) **References Cited**

U.S. PATENT DOCUMENTS

D475,406 S *	6/2003	Cetera	D19/48
D475,741 S *	6/2003	Cetera	D19/51
D485,574 S *	1/2004	Keil	D19/50
D490,851 S *	6/2004	Losel	D19/51
D495,365 S *	8/2004	Cetera	D19/51

D498,496 S *	11/2004	Volk	D19/54
D508,951 S *	8/2005	Cetera	D19/51
D512,459 S *	12/2005	Anand	D19/51
D518,523 S *	4/2006	Cetera	D19/51
D521,556 S *	5/2006	Cetera	D19/51
7,086,798 B1 *	8/2006	Cetera	401/195
7,156,570 B2 *	1/2007	Cetera	401/6
D542,349 S *	5/2007	Anand	D19/50
2006/0228162 A1 *	10/2006	Cetera	401/195

* cited by examiner

Primary Examiner—Elizabeth A. Albert

(74) *Attorney, Agent, or Firm*—The Soni Law Firm

(57) **CLAIM**

The ornamental design for a pen clip, as shown and described.

DESCRIPTION

FIG. 1 is a front bottom side perspective view of the pen clip showing my new design;

FIG. 2 is a front elevational view thereof;

FIG. 3 is a right side elevational view thereof which is a mirror image of the left side thereof;

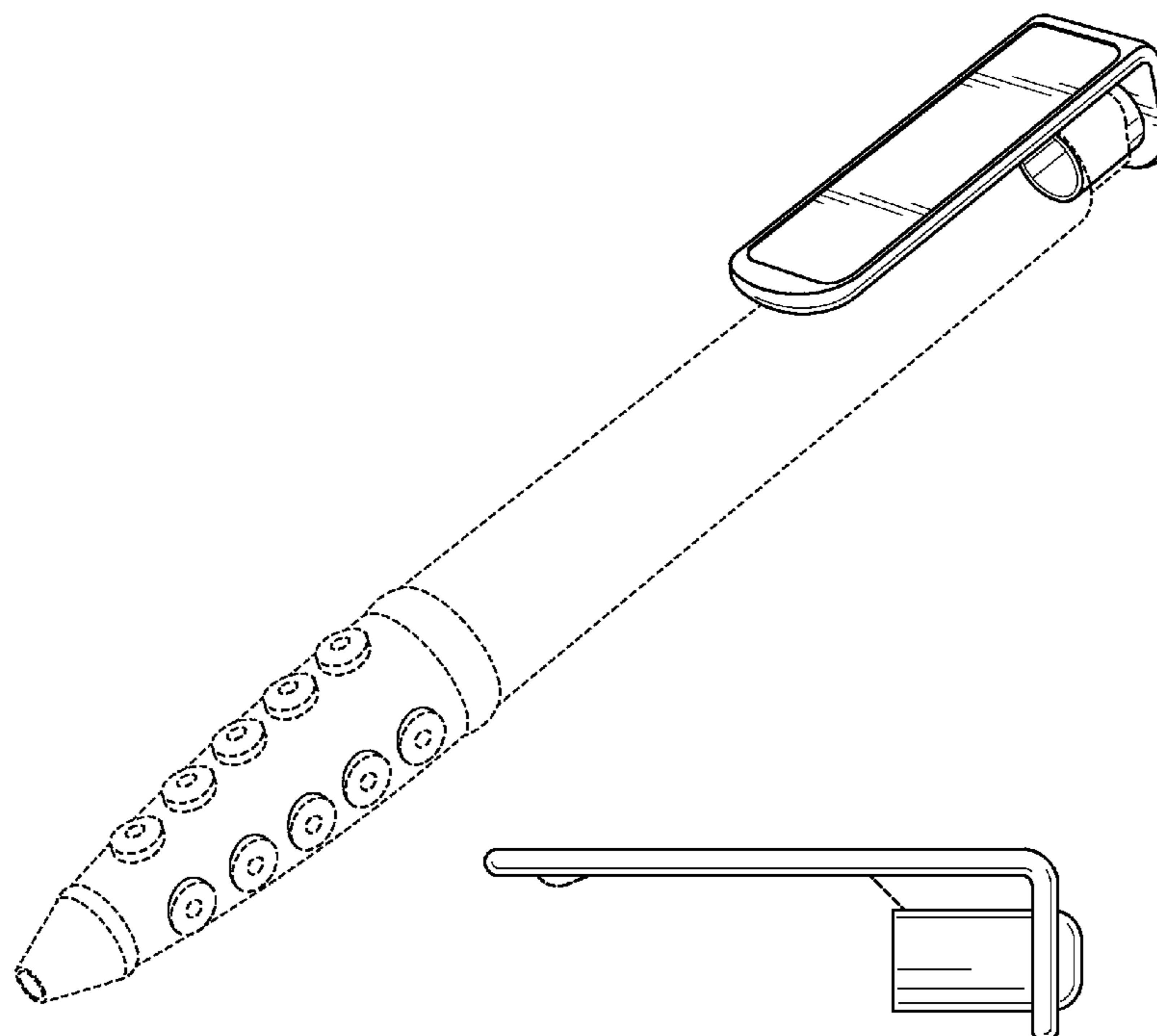
FIG. 4 is a back elevational view thereof;

FIG. 5 is a top plan view thereof; and,

FIG. 6 is a bottom plan view thereof.

The broken lines are for illustrative purposes only and form no part of the claimed design.

1 Claim, 1 Drawing Sheet






FIG. 2

FIG. 1

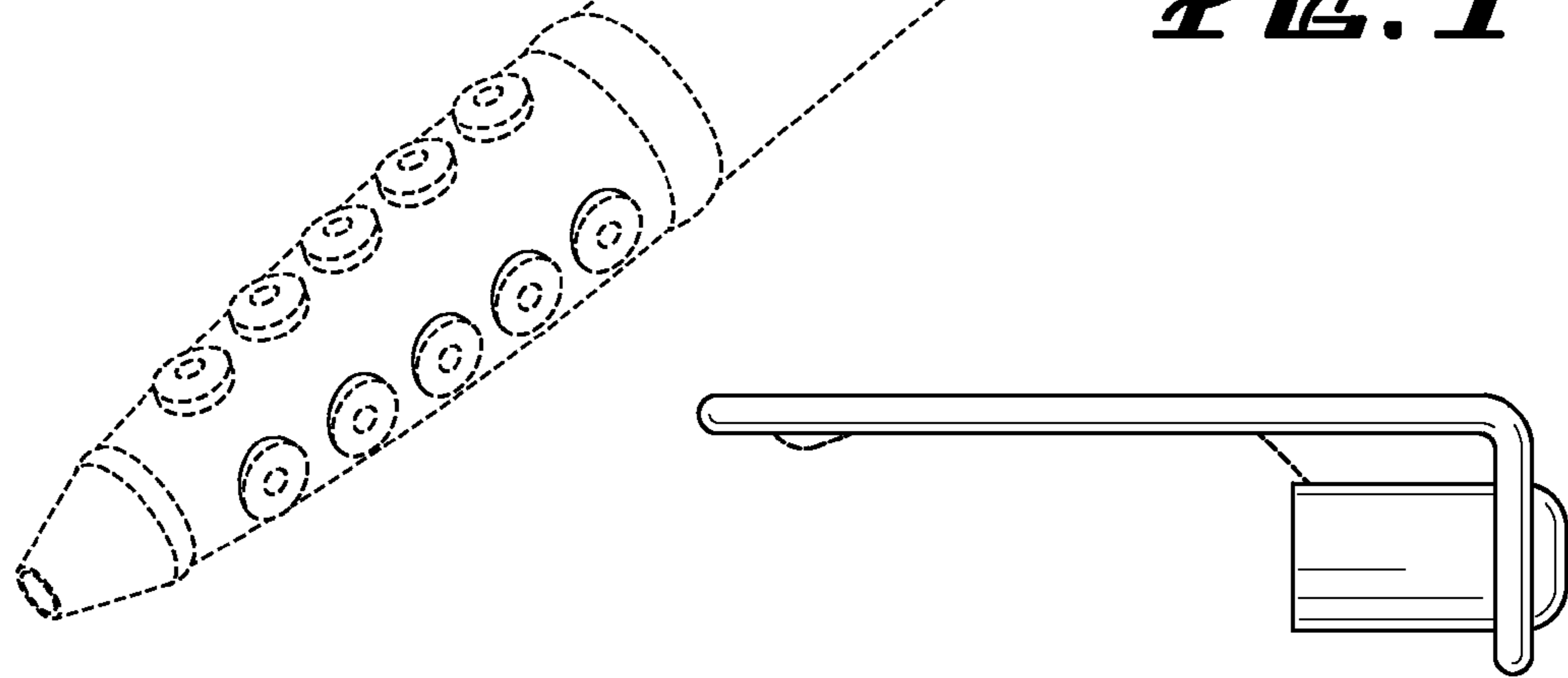


FIG. 3



FIG. 4

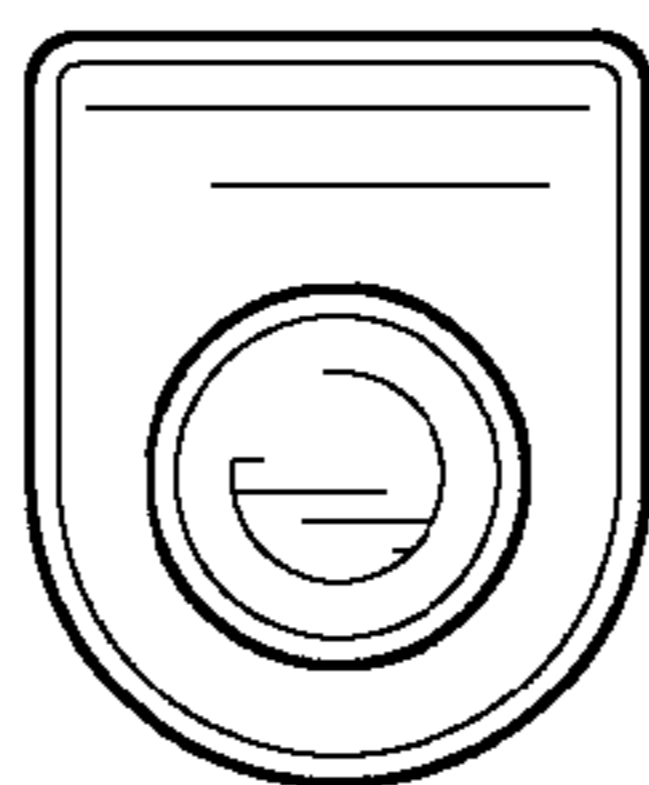


FIG. 5




FIG. 6