



US00D936273S

(12) **United States Design Patent**  
**Lin**

(10) **Patent No.:** **US D936,273 S**

(45) **Date of Patent:** **\*\* Nov. 16, 2021**

(54) **CHANDELIER**  
(71) Applicant: **Xuefen Lin**, Shantou (CN)  
(72) Inventor: **Xuefen Lin**, Shantou (CN)  
(\*\*) Term: **15 Years**

2013/0100649 A1\* 4/2013 Holder ..... F21V 1/22  
362/122  
2014/0268686 A1\* 9/2014 Coury ..... F21V 1/12  
362/121  
2016/0116133 A1\* 4/2016 Wahl ..... F21V 17/02  
362/319

(21) Appl. No.: **29/764,788**  
(22) Filed: **Jan. 2, 2021**  
(51) **LOC (13) Cl.** ..... **26-03**  
(52) **U.S. Cl.**  
USPC ..... **D26/89; D26/83**  
(58) **Field of Classification Search**  
USPC ..... D26/72, 80, 81, 83-86, 88, 89, 90  
CPC ..... F21S 8/03; F21S 8/04; F21S 8/043; F21S  
8/046; F21S 8/06; F21S 8/061; F21S  
8/063; F21S 8/065  
See application file for complete search history.

**OTHER PUBLICATIONS**

OKES Modern Ceiling Light, ASIN: B08YXFKGF6 available at  
amazon.com Mar. 14, 2021. (Year: 2021).\*  
Garwarm Modern Ceiling Light, ASIN: B08DSH96QN available at  
amazon.com Jul. 29, 2020. (Year: 2020).\*

\* cited by examiner

*Primary Examiner* — Clare E Heflin  
(74) *Attorney, Agent, or Firm* — Zhihua Han; Wen IP  
LLC

(57) **CLAIM**

The ornamental design for a chandelier, as shown and  
described.

(56) **References Cited**

**U.S. PATENT DOCUMENTS**



D465,870 S	11/2002	Dolan	
D659,885 S *	5/2012	Holder	D26/88
D679,850 S *	4/2013	Smith	D26/88
D703,365 S *	4/2014	Martin	D26/88
D782,723 S *	3/2017	Martin	D26/88
D790,754 S	6/2017	Khorenian	
D791,387 S *	7/2017	Sonneman	D26/89
D792,630 S *	7/2017	Sonneman	D26/86
D857,276 S *	8/2019	Rachele	D26/88
D880,749 S *	4/2020	Memedi	D26/73
D928,385 S *	8/2021	Lin	D26/89
2013/0070949 A1*	3/2013	Fukuma	H04R 1/026 381/336

**DESCRIPTION**

FIG. 1 is a perspective photographic view of a chandelier,  
viewed from bottom and left direction, showing my new  
design;

FIG. 2 is front perspective photographic view thereof;  
FIG. 3 is a rear perspective photographic view thereof;  
FIG. 4 is a left perspective photographic view thereof;  
FIG. 5 is a right perspective photographic view thereof;  
FIG. 6 is a bottom plan photographic view thereof; and,  
FIG. 7 is a top perspective photographic view thereof.

**1 Claim, 7 Drawing Sheets**






FIG. 1

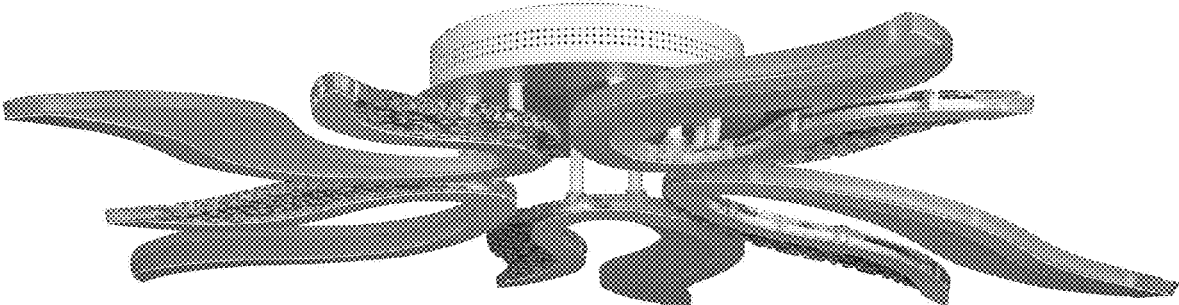


FIG. 2

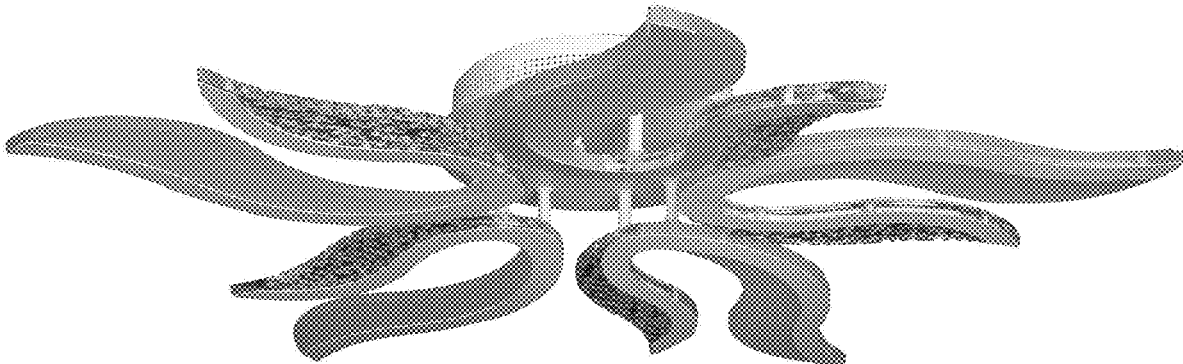


FIG. 3

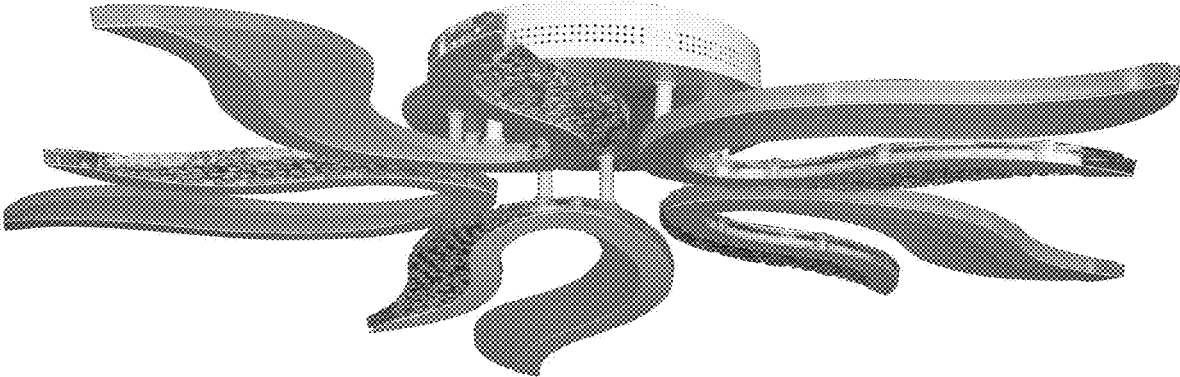


FIG. 4




FIG. 5




FIG. 6



FIG. 7