



US00D855196S

(12) **United States Design Patent** (10) **Patent No.:** **US D855,196 S**  
**Kymm et al.** (45) **Date of Patent:** **\*\* Jul. 30, 2019**

(54) **SKIN TREATMENT APPARATUS**  
(71) Applicant: **LG ELECTRONICS INC.**, Seoul (KR)  
(72) Inventors: **Sangwook Kymm**, Seoul (KR); **Yeonjin Kim**, Seoul (KR); **Seokkyu Kang**, Seoul (KR); **Yeojeong Choi**, Seoul (KR); **Gayeong Lee**, Seoul (KR)

D734,479 S \* 7/2015 Youngquist ..... D24/158  
D736,399 S \* 8/2015 Nichols ..... D24/214  
D794,784 S \* 8/2017 Bradley ..... D24/133  
D795,423 S \* 8/2017 Chen ..... D24/133  
D797,302 S \* 9/2017 Vahlensieck ..... D24/209  
D824,528 S \* 7/2018 Yang ..... D24/209  
D829,333 S \* 9/2018 Shin ..... D24/209  
D829,921 S \* 10/2018 Xiong ..... D24/214

\* cited by examiner

(73) Assignee: **LG ELECTRONICS INC.**, Seoul (KR)  
(\*\*) Term: **15 Years**

*Primary Examiner* — Eliza Z Bennett-Hattan  
(74) *Attorney, Agent, or Firm* — Birch, Stewart, Kolasch & Birch, LLP

(21) Appl. No.: **35/504,311**  
(22) Filed: **Jul. 7, 2017**

(57) **CLAIM**

The ornamental design for a skin treatment apparatus, as shown and described.

(80) **Hague Agreement Data**  
Int. Filing Date: **Jul. 7, 2017**  
Int. Reg. No.: **DM/097549**  
Int. Reg. Date: **Jul. 7, 2017**  
Int. Reg. Pub. Date: **Jan. 12, 2018**

**DESCRIPTION**

(30) **Foreign Application Priority Data**  
Jan. 10, 2017 (KR) ..... 30-2017-0001534  
(51) **LOC (11) Cl.** ..... **28-03**  
(52) **U.S. Cl.** ..... **D24/209**  
USPC ..... **D24/209**  
(58) **Field of Classification Search**  
USPC ..... D24/133, 200, 209, 112, 113, 137, 214, D24/215, 187  
CPC ..... A61N 2005/0659  
See application file for complete search history.

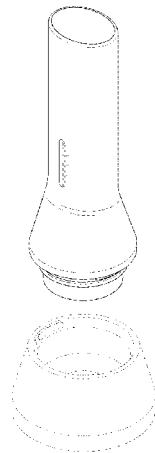
- 1. Skin treatment apparatus
- 1.1 : Perspective
- 1.2 : Front
- 1.3 : Back
- 1.4 : Left
- 1.5 : Right
- 1.6 : Top
- 1.7 : Bottom
- 1.8 : Reference

The broken line showing of the three circular elements in figures 1.1, 1.2, 1.5 and 1.8 depict portions of the skin treatment apparatus that form no part of the claimed design. The broken line showing of a stand in figure 1.8 depicts environment that forms no part of the claimed design.

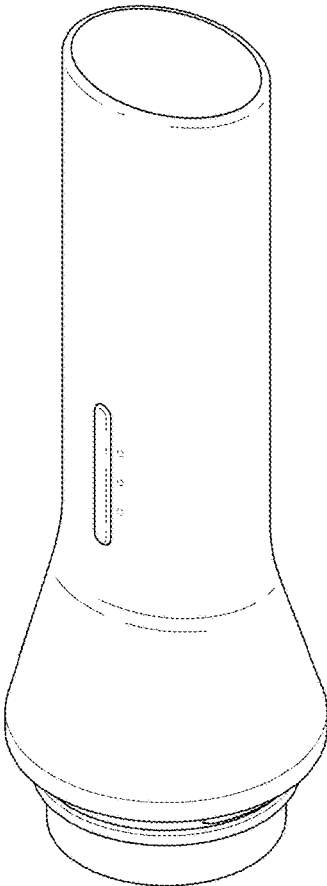
(56) **References Cited**  
U.S. PATENT DOCUMENTS

D538,430 S \* 3/2007 Ohta ..... D24/146  
D693,932 S \* 11/2013 Nichols ..... D24/214  
D696,770 S \* 12/2013 Schneider ..... D24/113

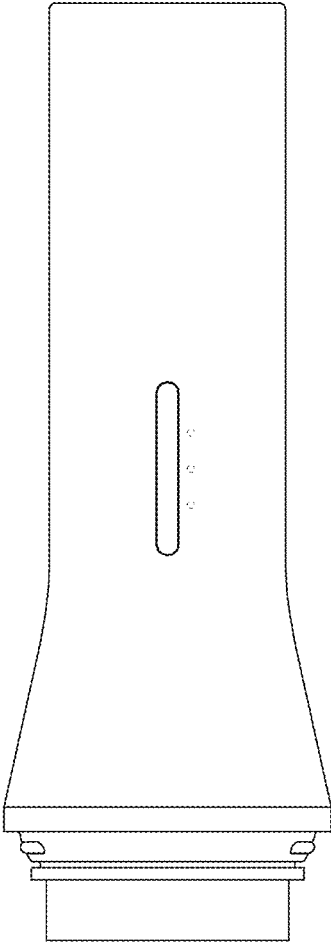
**1 Claim, 7 Drawing Sheets**



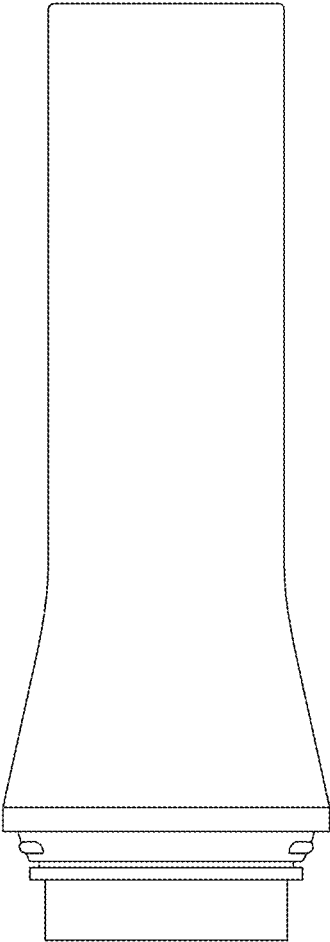
1.1



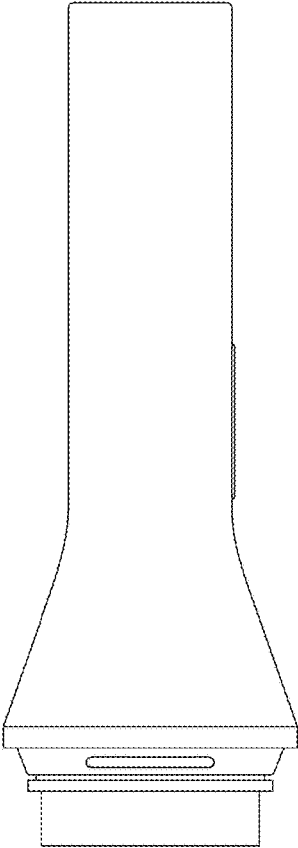
1.2



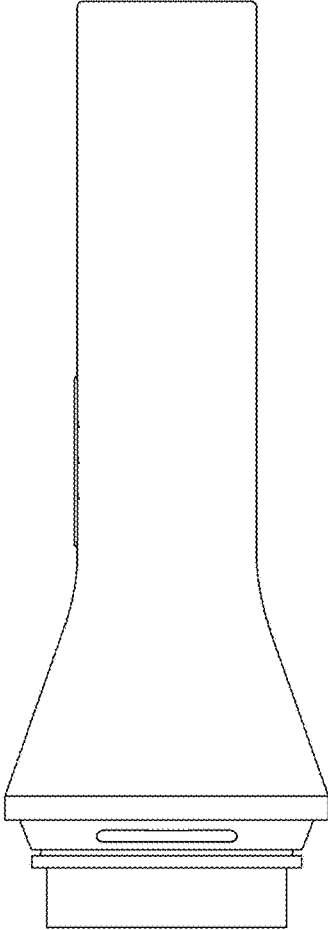
1.3



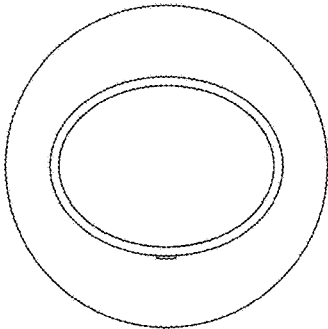
1.4



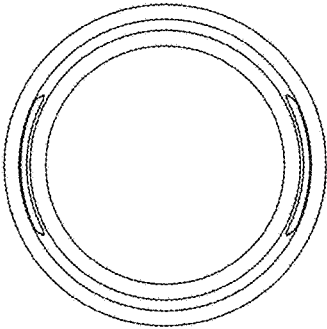
1.5



1.6



1.7



1.8

