



US00D813496S

(12) **United States Design Patent**  
**Yeoh**

(10) **Patent No.:** **US D813,496 S**  
(45) **Date of Patent:** **\*\* Mar. 27, 2018**

- (54) **H-TYPE PANT**
- (71) Applicant: **SJ CIRCLE SDN BHD**, Kulim, Kedah Darul Aman (MY)
- (72) Inventor: **Sew Jin Yeoh**, Butterworth (MY)
- (73) Assignee: **SJ CIRCLE SDN BHD**, Kulim Kedah Darul Aman (MY)
- (\*\*) Term: **15 Years**
- (21) Appl. No.: **29/569,792**
- (22) Filed: **Jun. 30, 2016**

D603,285 S *	11/2009	Flett .....	D10/114.9
D633,689 S *	3/2011	Hunt .....	A61F 13/491
			D2/712
D702,917 S *	4/2014	White .....	D2/712
D733,997 S *	7/2015	Brown .....	D2/731
D756,068 S *	5/2016	Astin .....	D2/712
D760,993 S *	7/2016	Dawkins .....	D2/712
D768,356 S *	10/2016	Grant .....	D2/712
D768,958 S *	10/2016	Dickson .....	D2/712
D795,529 S *	8/2017	Dunson .....	D2/712
2005/0010994 A1 *	1/2005	Lee .....	A41B 9/00
			2/408
2014/0196196 A1 *	7/2014	Lee .....	A41B 9/14
			2/400
2014/0259305 A1 *	9/2014	Martin .....	A41B 9/001
			2/401
2016/0295927 A1 *	10/2016	Essery .....	A41B 9/14
2017/0251730 A1 *	9/2017	Landi .....	A41B 9/12

(30) **Foreign Application Priority Data**

Dec. 31, 2015 (MY) ..... 15-E0245-0101

- (51) **LOC (11) Cl.** ..... **02-01**
- (52) **U.S. Cl.** ..... **D2/712**

- (58) **Field of Classification Search**
- USPC ..... D2/712, 700, 731, 815; 2/400
- CPC ..... A41B 9/00; A41B 9/002; A41B 9/004; A41B 9/04; A41D 9/62; A41D 9/065
- See application file for complete search history.

(56) **References Cited**

**U.S. PATENT DOCUMENTS**

4,660,554 A *	4/1987	Wright .....	A41B 9/004
			602/67
D369,309 S *	4/1996	Marbach .....	D10/114.9
D446,379 S *	8/2001	Taylor .....	D99/29
D487,182 S *	3/2004	Wilson-Robinson .....	D2/712
D584,880 S *	1/2009	Ingrassia .....	D2/712
D585,182 S *	1/2009	Hodges .....	D2/712

\* cited by examiner

*Primary Examiner* — Robin V Webster

*Assistant Examiner* — James C Thorn, Sr.

(74) *Attorney, Agent, or Firm* — Hamre, Schumann, Mueller & Larson, P.C.

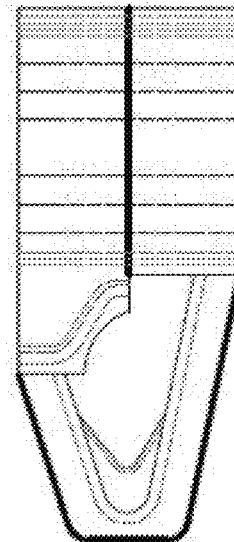

(57) **CLAIM**

The ornamental design for a H-type pant, as shown and described.

**DESCRIPTION**

FIG. 1 is a front view of an H-type pant.  
 FIG. 2 is a back view of the H-type pant depicted in FIG. 1.  
 FIG. 3 is left side view of the H-type pant depicted in FIG. 1; and,  
 FIG. 4 is a top view of the H-type pant depicted in FIG. 1.  
 The broken lines shown in the drawings represent heat seal or glue lines in the non-woven fabric.

**1 Claim, 4 Drawing Sheets**






FIG. 1

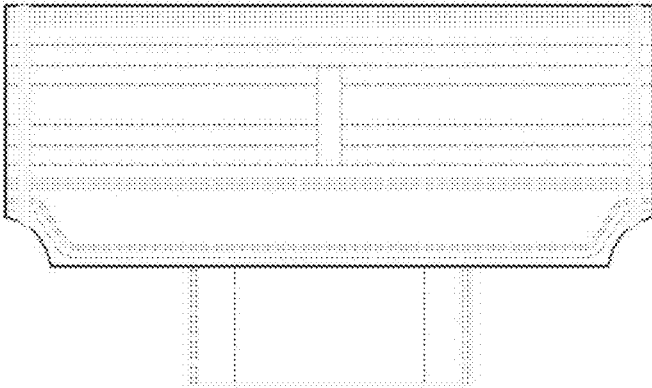


FIG. 2

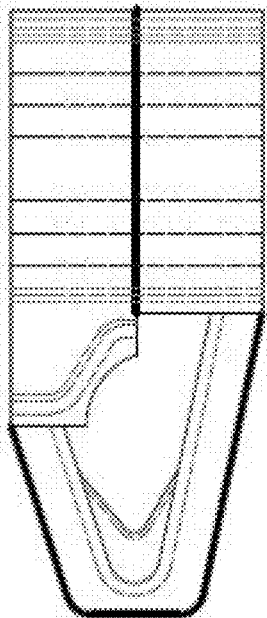


FIG. 3



FIG. 4