



US00D767998S

(12) **United States Design Patent** (10) **Patent No.:** **US D767,998 S**
Peacock et al. (45) **Date of Patent:** **** Oct. 4, 2016**

(54) **CONTAINER HAVING AN APPLE-SHAPED GRIP**

(71) Applicant: **Graham Packaging Company, L.P.**,
York, PA (US)
(72) Inventors: **April M. Peacock**, Manchester, PA
(US); **Justin A. Howell**,
Mechanicsburg, PA (US); **Benton A.
Lewis**, Manchester, PA (US); **Sheldon
E. Yourist**, York, PA (US); **Seung
Hong**, Lancaster, PA (US)

(73) Assignee: **GRAHAM PACKAGING
COMPANY, L.P.**, York, PA (US)

(**) Term: **14 Years**

(21) Appl. No.: **29/524,417**

(22) Filed: **Apr. 20, 2015**

(51) **LOC (10) Cl.** **09-01**

(52) **U.S. Cl.**

USPC **D9/645**; D9/538; D9/540

(58) **Field of Classification Search**

USPC D9/600, 643-647, 669, 500-505, 516,
D9/530, 537-545, 549-558; 206/457, 494,
206/459.5, 527, 540; 229/116.1; 446/77;
215/381-384, 400; D7/514-516, 539,
D7/544, 571, 579, 604, 613, 619.2,
D7/628-630, 391-392.1; D3/270-271.3
CPC B65D 67/00; B65D 81/36; B65D 81/60;
B65D 81/368; B65D 2203/00; B65D
2203/02; A63H 33/16

See application file for complete search history.

(56) **References Cited**

U.S. PATENT DOCUMENTS

D195,062 S * 4/1963 Lynd D9/645
D290,999 S * 7/1987 Novak D9/549
D385,778 S * 11/1997 Luh D9/645
D388,697 S * 1/1998 Luh D9/645
D399,734 S * 10/1998 Luh D9/645
6,439,413 B1 * 8/2002 Prevot B65D 1/0223
215/381
D467,813 S * 12/2002 Silvers D9/538
D510,034 S * 9/2005 Hong D9/540
D592,964 S * 5/2009 Kissinger D9/540
D625,194 S * 10/2010 Thierjung D9/540

* cited by examiner

Primary Examiner — Sandra Morris

(74) *Attorney, Agent, or Firm* — Baker Botts L.L.P.

(57) **CLAIM**

The ornamental design for a container having an apple-shaped grip, as shown and described.

DESCRIPTION

FIG. 1 is a perspective view of an embodiment of our design for a container having an apple-shaped grip.

FIG. 2 is a front view of the container of FIG. 1.

FIG. 3 is a rear view of the container of FIG. 1.

FIG. 4 is a left side view of the container of FIG. 1.

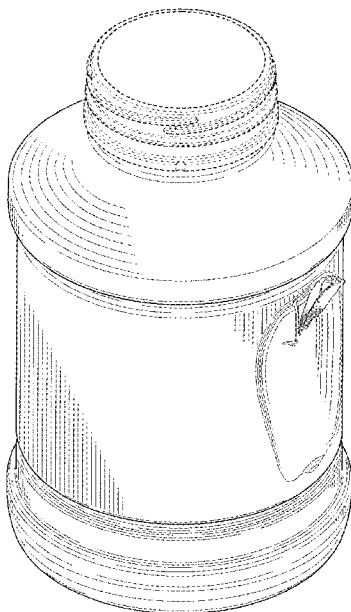
FIG. 5 is a right side view of the container of FIG. 1.

FIG. 6 is a top view of the container of FIG. 1; and,

FIG. 7 is a bottom view of the container of FIG. 1.

The broken lines shown throughout these figures depict environmental subject matter only and form no part of the claimed design.

1 Claim, 7 Drawing Sheets



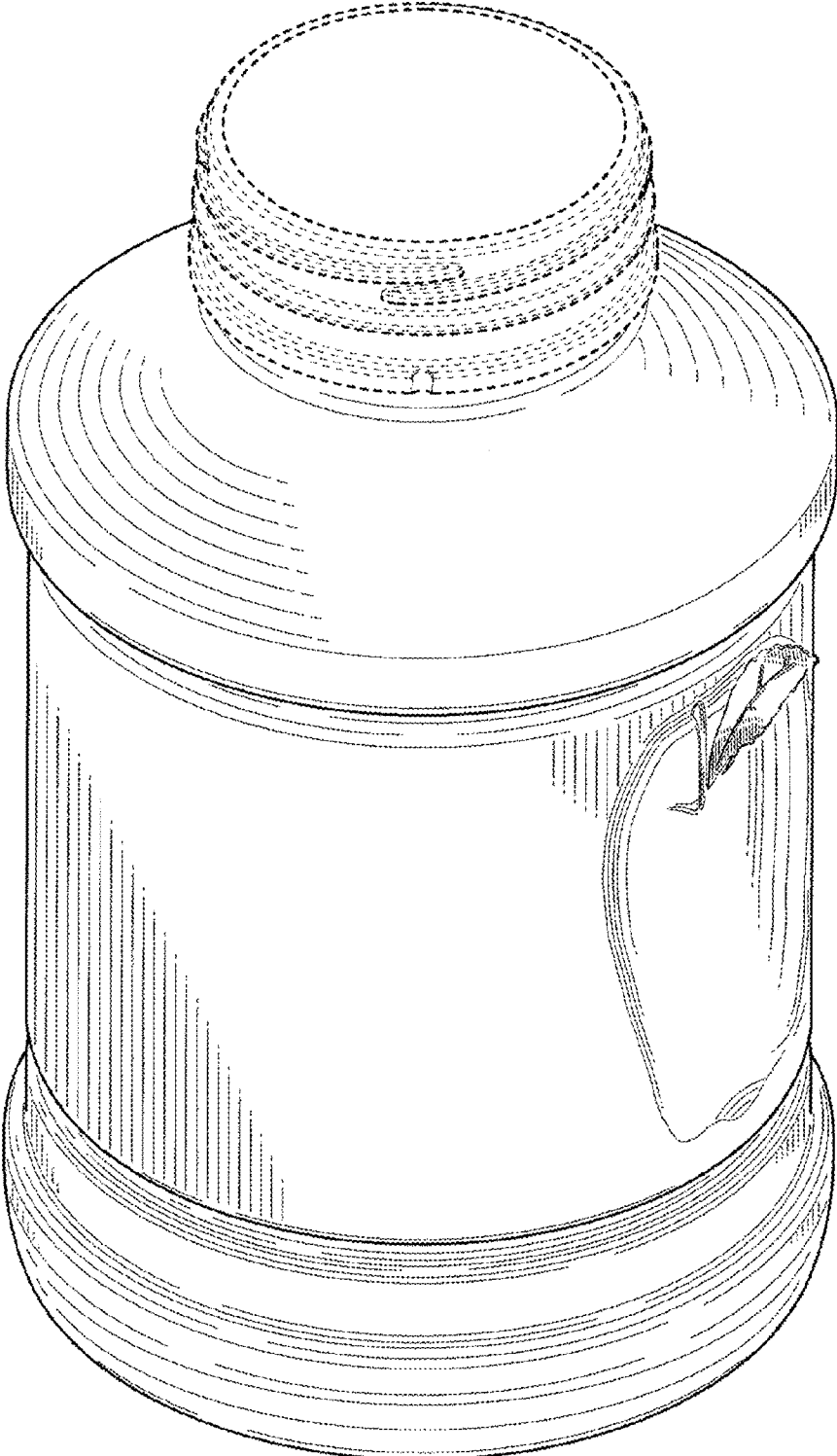


FIG. 1

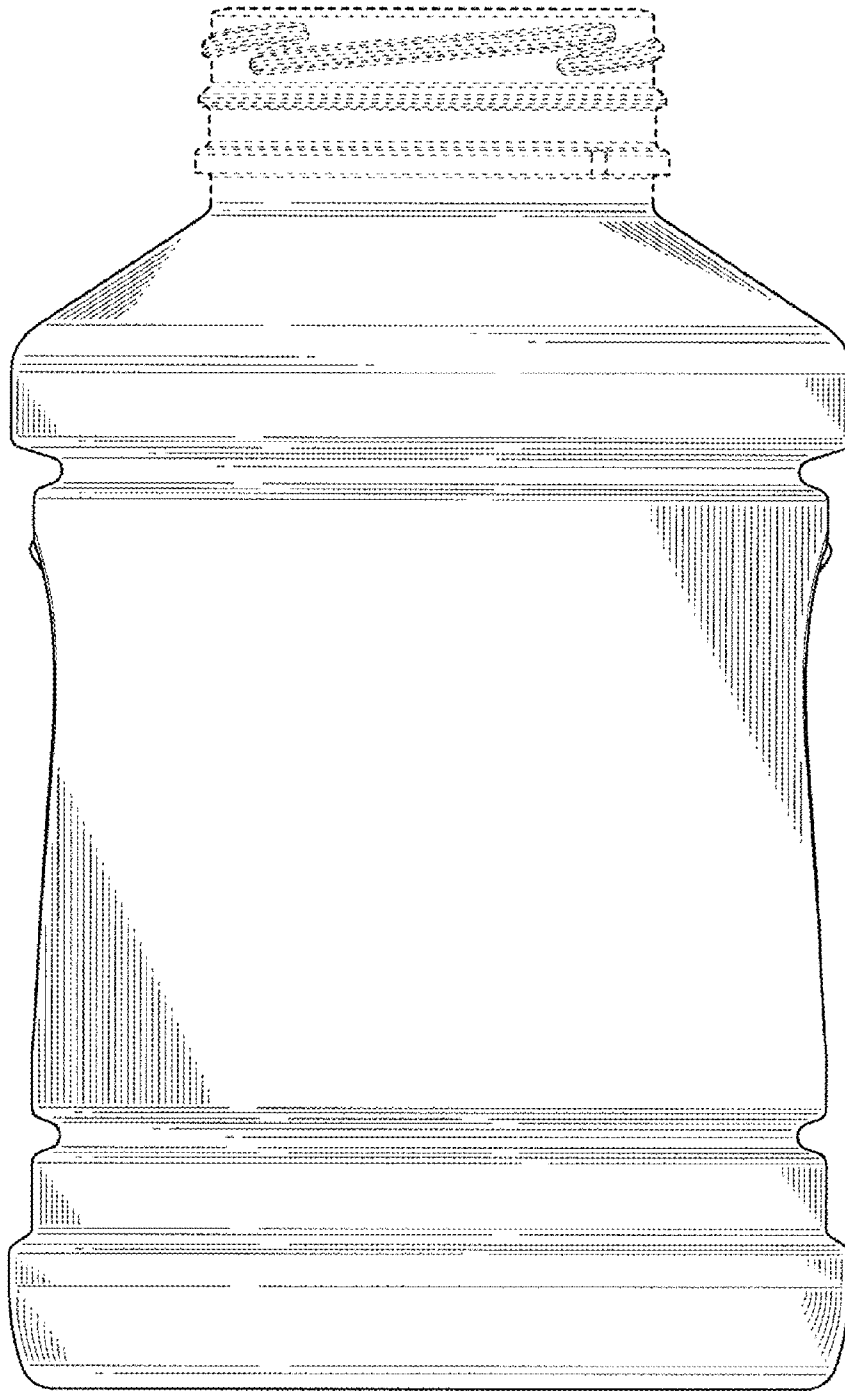


FIG. 2




FIG. 3

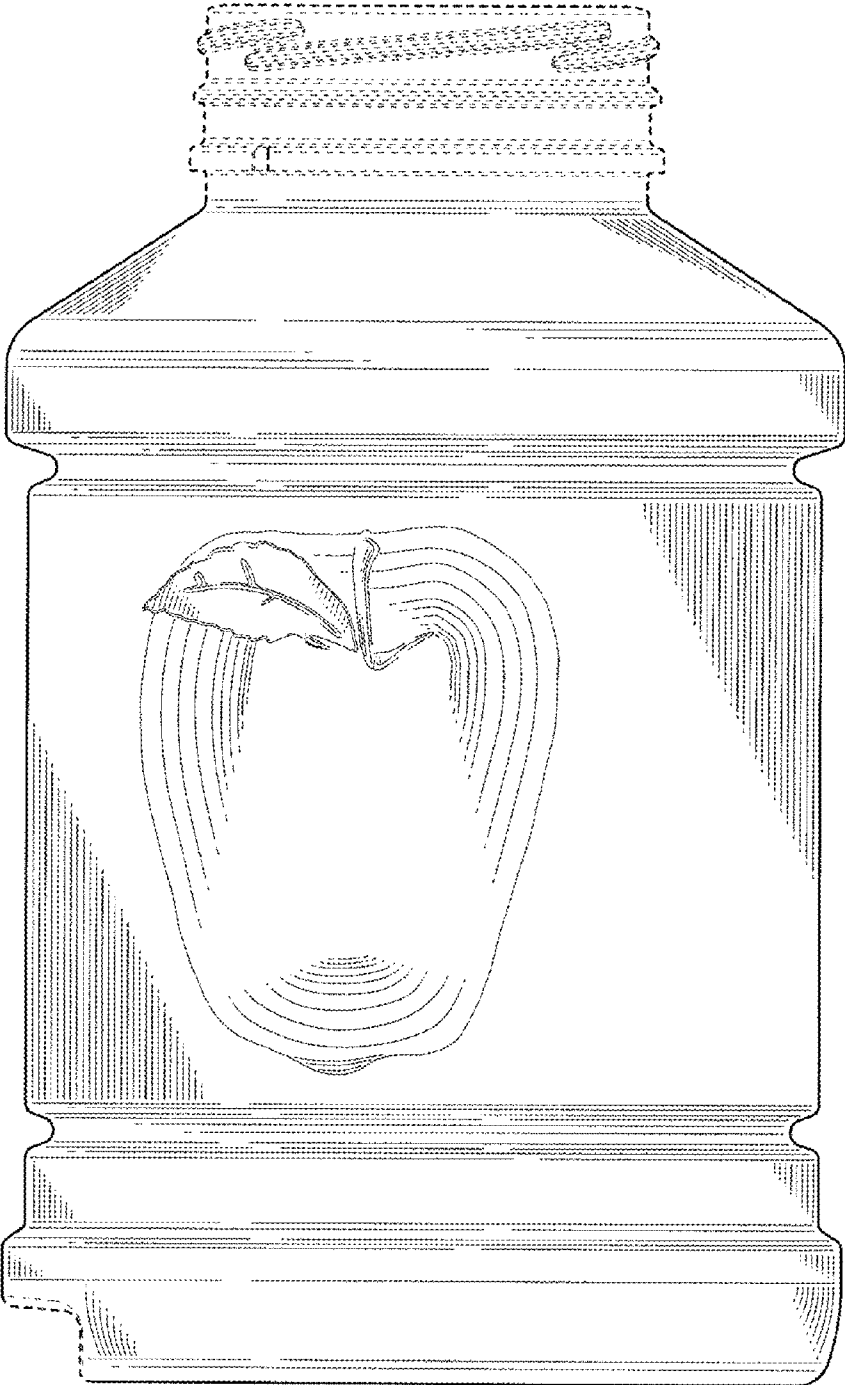


FIG. 4




FIG. 5

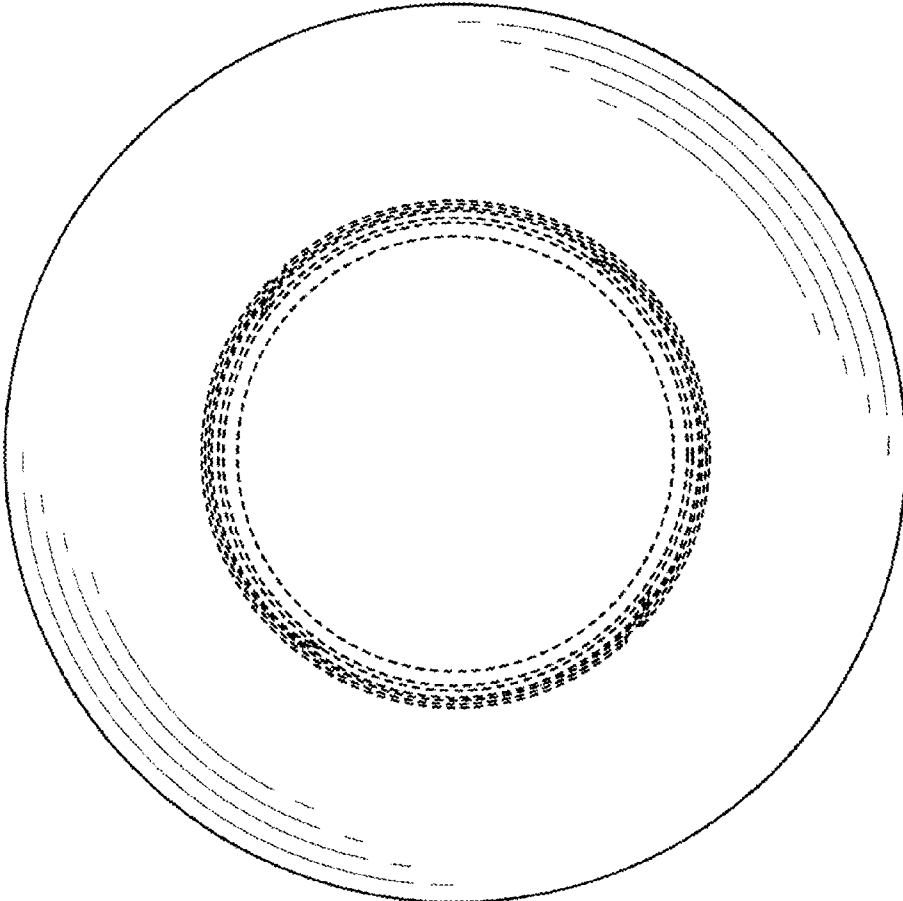


FIG. 6

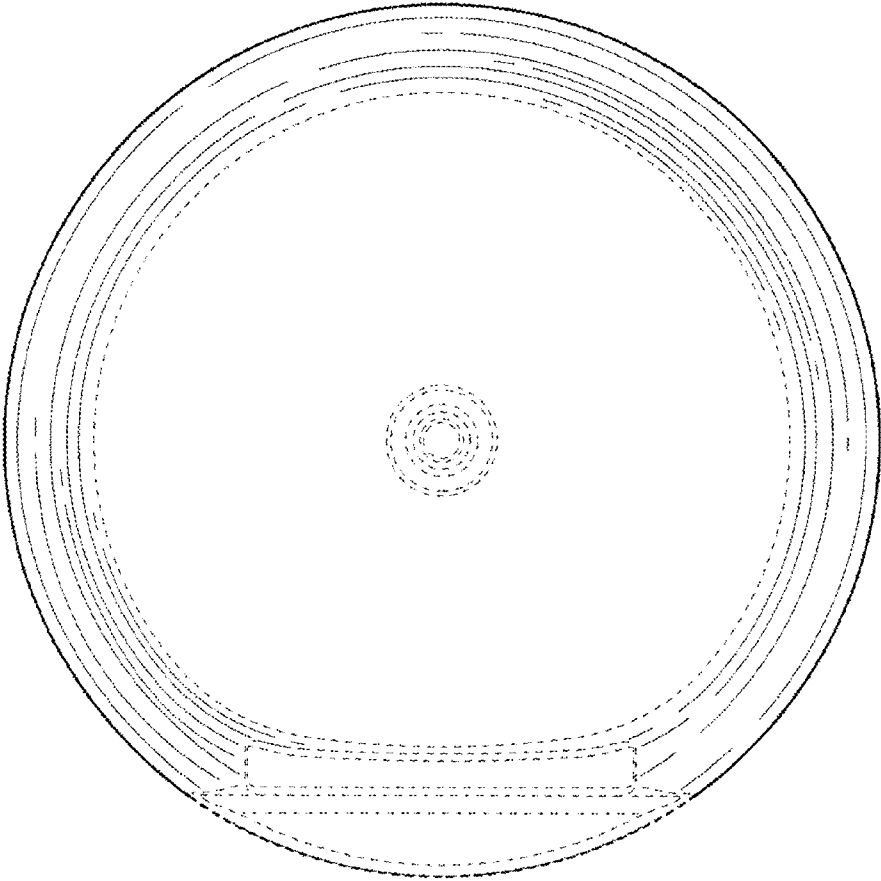


FIG. 7