



(86) Date de dépôt PCT/PCT Filing Date: 2008/03/20
 (87) Date publication PCT/PCT Publication Date: 2008/10/02
 (45) Date de délivrance/Issue Date: 2014/02/11
 (85) Entrée phase nationale/National Entry: 2009/09/21
 (86) N° demande PCT/PCT Application No.: US 2008/057730
 (87) N° publication PCT/PCT Publication No.: 2008/118758
 (30) Priorités/Priorities: 2007/03/23 (US60/896,735);
 2008/03/10 (US61/035,324)

(51) Cl.Int./Int.Cl. *C07D 277/52* (2006.01),
A61K 31/41 (2006.01), *A61P 1/00* (2006.01),
A61P 25/04 (2006.01), *A61P 9/00* (2006.01),
C07D 231/42 (2006.01), *C07D 249/04* (2006.01),
C07D 249/14 (2006.01), *C07D 257/06* (2006.01),
C07D 261/16 (2006.01), *C07D 277/56* (2006.01),
C07D 285/08 (2006.01), *C07D 285/135* (2006.01),
C07D 417/12 (2006.01)

(72) Inventeurs/Inventors:
 MARRON, BRIAN EDWARD, US;
 FRITCH, PAUL CHRISTOPHER, US;
 MARKWORTH, CHRISTOPHER JOHN, US;
 ...

(73) Propriétaires/Owners:

(54) Titre : INHIBITEURS DE CANAUX IONIQUES
 (54) Title: INHIBITORS OF ION CHANNELS

(57) **Abrégé/Abstract:**

Compounds, compositions and methods are provided which are useful in the treatment of diseases through the inhibition of sodium ion flux through voltage-gated sodium channels. More particularly, the invention provides substituted aryl sulfonamides, compositions comprising these compounds, as well as methods of using these compounds or compositions in the treatment of central or peripheral nervous system disorders, particularly pain and chronic pain by blocking sodium channels associated with the onset or recurrence of the indicated conditions. The compounds, compositions and methods of the present invention are of particular use for treating neuropathic or inflammatory pain by the inhibition of ion flux through a voltage-gated sodium channel.



(72) Inventeurs(suite)/Inventors(continued): MAYNARD, ANDREW THOMAS, US; SWAIN, NIGEL ALAN, GB

(73) Propriétaires(suite)/Owners(continued): ICAGEN, INC., US; PFIZER LIMITED, GB

(74) Agent: SMART & BIGGAR

(12) INTERNATIONAL APPLICATION PUBLISHED UNDER THE PATENT COOPERATION TREATY (PCT)

(19) World Intellectual Property Organization
International Bureau(43) International Publication Date
2 October 2008 (02.10.2008)

PCT

(10) International Publication Number
WO 2008/118758 A1

(51) International Patent Classification:

A01N 41/06 (2006.01) A61K 31/18 (2006.01)

Durham, NC 27713 (US). **MAYNARD, Andrew, Thomas** [US/US]; 6 Ozark Ct, Durham, NC 27713 (US). **SWAIN, Nigel, Alan** [GB/GB]; Ramsgate Road, Sandwich, Kent CT13 9NJ (GB).

(21) International Application Number:

PCT/US2008/057730

(81) Designated States (unless otherwise indicated, for every kind of national protection available): AE, AG, AL, AM, AO, AT, AU, AZ, BA, BB, BG, BH, BR, BW, BY, BZ, CA, CH, CN, CO, CR, CU, CZ, DE, DK, DM, DO, DZ, EC, EE, EG, ES, FI, GB, GD, GE, GH, GM, GT, HN, HR, HU, ID, IL, IN, IS, JP, KE, KG, KM, KN, KP, KR, KZ, LA, LC, LK, LR, LS, LT, LU, LY, MA, MD, ME, MG, MK, MN, MW, MX, MY, MZ, NA, NG, NI, NO, NZ, OM, PG, PH, PL, PT, RO, RS, RU, SC, SD, SE, SG, SK, SL, SM, SV, SY, TJ, TM, TN, TR, TT, TZ, UA, UG, US, UZ, VC, VN, ZA, ZM, ZW.

(22) International Filing Date: 20 March 2008 (20.03.2008)

(25) Filing Language: English

(26) Publication Language: English

(30) Priority Data:

60/896,735 23 March 2007 (23.03.2007) US
61/035,324 10 March 2008 (10.03.2008) US(71) Applicants (for all designated States except US): **ICA-GEN, INC.** [US/US]; 4222 Emperor Boulevard, Suite 350, Durham, NC 27703 (US). **PFIZER LIMITED** [GB/GB]; Ramsgate Road, Sandwich, Kent CT13 9NJ (GB).

(84) Designated States (unless otherwise indicated, for every kind of regional protection available): ARIPO (BW, GH, GM, KE, LS, MW, MZ, NA, SD, SL, SZ, TZ, UG, ZM, ZW), Eurasian (AM, AZ, BY, KG, KZ, MD, RU, TJ, TM), European (AT, BE, BG, CH, CY, CZ, DE, DK, EE, ES, FI, FR, GB, GR, HR, HU, IE, IS, IT, LT, LU, LV, MC, MT, NL, NO, PL, PT, RO, SE, SI, SK, TR), OAPI (BF, BJ, CF, CG, CI, CM, GA, GN, GQ, GW, ML, MR, NE, SN, TD, TG).

(72) Inventors; and

(75) Inventors/Applicants (for US only): **MARRON, Brian, Edward** [US/US]; 4 North Poston Court, Durham, NC 27705 (US). **FRITCH, Paul, Christopher** [US/US]; 10822 Halesworth Dr, Cary, NC 27511 (US). **MARK-WORTH, Christopher, John** [US/US]; 5915 Tahoe Dr,

Published:

— with international search report

(54) Title: INHIBITORS OF ION CHANNELS

(57) Abstract: Compounds, compositions and methods are provided which are useful in the treatment of diseases through the inhibition of sodium ion flux through voltage-gated sodium channels. More particularly, the invention provides substituted aryl sulfonamides, compositions comprising these compounds, as well as methods of using these compounds or compositions in the treatment of central or peripheral nervous system disorders, particularly pain and chronic pain by blocking sodium channels associated with the onset or recurrence of the indicated conditions. The compounds, compositions and methods of the present invention are of particular use for treating neuropathic or inflammatory pain by the inhibition of ion flux through a voltage-gated sodium channel.



WO 2008/118758 A1

DEMANDES OU BREVETS VOLUMINEUX

**LA PRÉSENTE PARTIE DE CETTE DEMANDE OU CE BREVETS
COMPREND PLUS D'UN TOME.**

CECI EST LE TOME __1__ DE __2__

NOTE: Pour les tomes additionels, veuillez contacter le Bureau Canadien des Brevets.

JUMBO APPLICATIONS / PATENTS

**THIS SECTION OF THE APPLICATION / PATENT CONTAINS MORE
THAN ONE VOLUME.**

THIS IS VOLUME __1__ OF __2__

NOTE: For additional volumes please contact the Canadian Patent Office.

72859-337

INHIBITORS OF ION CHANNELS

[0001]

5

FIELD OF THE INVENTION

[0002] This invention relates to the use of certain compounds as sodium channel blockers and to the treatment of pain by the inhibition of sodium channels. Additionally, this invention relates to novel compounds that are useful as sodium channel blockers.

10

BACKGROUND OF THE INVENTION

[0003] Voltage-gated sodium channels are found in all excitable cells including myocytes of muscle and neurons of the central and peripheral nervous system. In neuronal cells sodium channels are primarily responsible for generating the rapid upstroke of the action potential. In this manner sodium channels are essential to the initiation and propagation of electrical signals in the nervous system. Proper and appropriate function of sodium channels is therefore necessary for normal function of the neuron. Consequently, aberrant sodium channel function is thought to underlie a variety of medical disorders (See Hubner CA, Jentsch TJ, *Hum. Mol. Genet.*, **11(20)**: 2435-45 (2002) for a general review of inherited ion channel disorders) including epilepsy (Yogeeswari *et al.*, *Curr. Drug Targets*, **5(7)**: 589-602 (2004)), arrhythmia (Noble D., *Proc. Natl. Acad. Sci. USA*, **99(9)**: 5755-6 (2002)) myotonia (Cannon, SC, *Kidney Int.* **57(3)**: 772-9 (2000)), and pain (Wood, JN *et al.*, *J. Neurobiol.*, **61(1)**: 55-71 (2004)). See Table A, below.

20

Table A

Type	Gene Symbol	Primary tissue	TTX IC-50	Disease association	Indications
Na _v 1.1	SCN1A	CNS/PNS	10	Epilepsy	Pain, seizures, neurodegeneration
Na _v 1.2	SCN2A	CNS	10	Epilepsy	Epilepsy, neurodegeneration
Na _v 1.3	SCN3A	CNS	15	---	Pain
Na _v 1.4	SCN4A	Sk. muscle	25	Myotonia	Myotonia
Na _v 1.5	SCN5A	Heart	2000	Arrhythmia	Arrhythmia
Na _v 1.6	SCN8A	CNS/PNS	6	---	Pain, movement disorders
Na _v 1.7	SCN9A	PNS	25	Erythralgia	Pain
Na _v 1.8	SCN10A	PNS	50000	---	Pain
Na _v 1.9	SCN11A	PNS	1000	---	Pain

[0004] There are currently at least nine known members of the family of voltage-gated sodium channel (VGSC) alpha subunits. Names for this family include SCN_x, SCNA_x, and Na_v_{x.x}. The VGSC family has been phylogenetically divided into two subfamilies Na_v1._x (all but SCN6A) and Na_v2._x (SCN6A). The Nav1._x subfamily can be functionally subdivided into two groups, those which are sensitive to blocking by tetrodotoxin (TTX-sensitive or TTX-s) and those which are resistant to blocking by tetrodotoxin (TTX-resistant or TTX-r).

[0005] There are three members of the subgroup of TTX-resistant sodium channels. The SCN5A gene product (Na_v1.5, H1) is almost exclusively expressed in cardiac tissue and has been shown to underlie a variety of cardiac arrhythmias and conduction disorders (Liu H, *et al.*, *Am. J. Pharmacogenomics*, **3(3)**: 173-9 (2003)). Consequently, blockers of Nav1.5 have found clinical utility in treatment of such disorders (Srivatsa U, *et al.*, *Curr. Cardiol. Rep.*, **4(5)**: 401-10 (2002)). The remaining TTX-resistant sodium channels, Nav1.8 (SCN10A, PN3, SNS) and Nav1.9 (SCN11A, NaN, SNS2) are expressed in the peripheral nervous system and show preferential expression in primary nociceptive neurons. Human genetic variants of these channels have not been associated with any inherited clinical disorder. However, aberrant expression of Nav1.8 has been found in the CNS of human multiple sclerosis (MS) patients and also in a rodent model of MS (Black, JA, *et al.*, *Proc. Natl. Acad. Sci. USA*, **97(21)**: 11598-602 (2000)). Evidence for involvement in nociception is both associative (preferential expression in nociceptive neurons) and direct (genetic knockout). Nav1.8-null mice exhibited typical nociceptive behavior in response to acute noxious stimulation but had significant deficits in referred pain and hyperalgesia (Laird JM, *et al.*, *J. Neurosci.*, **22(19)**:8352-6 (2002)).

[0006] The TTX-sensitive subset of voltage-gated sodium channels is expressed in a broader range of tissues than the TTX-resistant channels and has been associated with a variety of human disorders. The Na_v1.1 channel well exemplifies this general pattern, as it is expressed in both the central and peripheral nervous system and has been associated with several seizure disorders including Generalized Epilepsy with Febrile Seizures Plus, types 1 and 2 (GEFS+1, GEFS+2), Severe Myoclonic Epilepsy of Infancy (SMEI), and others (Claes, L, *et al.*, *Am. J. Hum. Genet.*, **68**: 1327-1332 (2001); Escayg, A., *Am. J. Hum. Genet.*, **68**: 866-873 (2001); Lossin, C, *Neuron*, **34**: 877-884 (2002)). The Nav1.2 channel is largely, if not exclusively, expressed in the central nervous system and quantitative studies indicate it is the most abundant VGSC of the CNS. Mutations of Nav1.2 are also associated with seizure disorders (Berkovic, S. F., *et al.*, *Ann. Neurol.*, **55**: 550-557 (2004)) and Nav1.2-null “knockout” mice exhibit perinatal lethality (Planells-Cases R *et al.*, *Biophys. J.*, **78(6)**:2878-91 (2000)). Expression of

the Nav1.4 gene is largely restricted to skeletal muscle and, accordingly, mutations of this gene are associated with a variety of movement disorders (Ptacek, L. J., *Am. J. Hum. Genet.*, **49**: 851-854 (1991); Hudson AJ, *Brain*, **118(2)**: 547-63 (1995)). The majority of these disorders are related to hyperactivity or “gain-of-function” and have been found to respond to treatment
5 with sodium channel blockers (Desaphy JF, *et al.*, *J. Physiol.*, **554(2)**: 321-34 (2004)).

[0007] Neither the SCN3A nor the SCN8A VGSC genes have been conclusively linked to heritable disorders in humans. Loss-of-function mutations of the SCN8A gene are known in mice and yield increasingly debilitating phenotypes, dependent upon the remaining functionality of the gene products (Meisler MH, *Genetica*, **122(1)**: 37-45 (2004)).

10 Homozygous null mutations cause progressive motor neuron failure leading to paralysis and death, while heterozygous null animals are asymptomatic. Homozygous *med^l* mice have nearly 90% reduction in functional Nav1.6 current and exhibit dystonia and muscle weakness but are still viable. Evidence for Nav1.6 being important for nociception is largely associative as Nav1.6 is expressed at high levels in dorsal root ganglia and can be found in spinal sensory
15 tracts (Tzoumaka E, *J. Neurosci. Res.*, **60(1)**: 37-44 (2000)). It should be noted however that expression of Nav1.6 is not restricted to sensory neurons of the periphery. Like the Nav1.6 channel, expression of the Nav1.3 VGSC can also be detected in both the central and peripheral nervous system, though levels in the adult CNS are generally much higher than PNS. During development and the early postnatal period Nav1.3 is expressed in peripheral neurons but this
20 expression wanes as the animal matures (Shah BS, *J. Physiol.*, **534(3)**: 763-76 (2001); Schaller KL, *Cerebellum*, **2(1)**: 2-9 (2003)). Following neuronal insult Nav1.3 expression is upregulated, more closely mimicking the developmental expression patterns (Hains BC, *J. Neurosci.*, **23(26)**: 8881-92 (2003)). Coincident with the recurrence of Nav1.3 expression is the emergence of a rapidly re-priming sodium current in the injured axons with a biophysical
25 profile similar to Nav1.3 (Leffler A, *et al.*, *J. Neurophysiol.*, **88(2)**: 650-8 (2002)). Treatment of injured axons with high levels of GDNF has been shown to diminish the rapidly repriming sodium current and reverses thermal and mechanical pain-related behaviors in a rat model of nerve injury, presumably by down-regulating the expression of Nav1.3 (Boucher TJ, *Curr. Opin. Pharmacol.*, **1(1)**: 66-72 (2001)). Specific down-regulation of Nav1.3 via treatment with
30 antisense oligonucleotides has also been shown to reverse pain-related behaviors following spinal cord injury (Hains BC, *J. Neurosci.*, **23(26)**: 8881-92 (2003)).

[0008] The Nav_v1.7 (PN1, SCN9A) VGSC is sensitive to blocking by tetrodotoxin and is preferentially expressed in peripheral sympathetic and sensory neurons. The SCN9A gene has

been cloned from a number of species, including human, rat, and rabbit and shows ~90 % amino acid identity between the human and rat genes (Toledo-Aral *et al.*, *Proc. Natl. Acad. Sci. USA*, **94(4)**: 1527–1532 (1997)).

5 [0009] An increasing body of evidence suggests that Na_v1.7 may play a key role in various pain states, including acute, inflammatory and/or neuropathic pain. Deletion of the SCN9A gene in nociceptive neurons of mice led to a reduction in mechanical and thermal pain thresholds and reduction or abolition of inflammatory pain responses (Nassar *et al.*, *Proc Natl Acad Sci USA*, **101(34)**: 12706-11 (2004)). In humans, Na_v1.7 protein has been shown to accumulate in neuromas, particularly painful neuromas (Kretschmer *et al.*, *Acta. Neurochir. (Wien)*, **144(8)**: 803-10 (2002)). Mutations of Na_v1.7, both familial and sporadic, have also been linked to primary erythralgia, a disease characterized by burning pain and inflammation of the extremities (Yang *et al.*, *J. Med. Genet.*, **41(3)**: 171-4 (2004)). Congruent with this observation is the report that the non-selective sodium channel blockers lidocaine and mexiletine can provide symptomatic relief in cases of familial erythralgia (Legroux-Crepel 10 *et al.*, *Ann. Dermatol Venereol.*, **130**: 429–433).

[0010] Sodium channel-blocking agents have been reported to be effective in the treatment of various disease states, and have found particular use as local anesthetics and in the treatment of cardiac arrhythmias. It has also been reported that sodium channel-blocking agents may be useful in the treatment of pain, including acute, chronic, inflammatory and/or neuropathic pain; 20 *see*, for example, Wood, JN *et al.*, *J. Neurobiol.*, **61(1)**: 55-71 (2004). Preclinical evidence demonstrates that sodium channel-blocking agents can suppress neuronal firing in peripheral and central sensory neurons, and it is via this mechanism that they may be useful for relieving pain. In some instances abnormal or ectopic firing can originate from injured or otherwise sensitized neurons. For example, it has been shown that sodium channels can accumulate in 25 peripheral nerves at sites of axonal injury and may function as generators of ectopic firing (Devor *et al.* *J. Neurosci.*, **132**: 1976 (1993)). Changes in sodium channel expression and excitability have also been shown in animal models of inflammatory pain where treatment with proinflammatory materials (CFA, Carrageenan) promoted pain-related behaviors and correlated with increased expression of sodium channel subunits (Gould *et al.*, *Brain Res.*, **824(2)**: 296-9 30 (1999); Black *et al.*, *Pain*, **108(3)**: 237-47 (2004)). Alterations in either the level of expression or distribution of sodium channels, therefore, may have a major influence on neuronal excitability and pain-related behaviors.

69387-775

[0011] Many patients with either acute or chronic pain disorders respond poorly to current pain therapies and resistance or insensitivity to opiates is common. In addition, many of the currently available treatments have undesirable side effects. It has been reported that there is no treatment to prevent the development of neuropathic pain or to control established
5 neuropathic pain. Mannion *et al.*, *Lancet*, 353: 1959-1964 (1999).

[0012] Ohkawa *et al.* have described a class of cyclic ethers that are of use as sodium channel blockers (U.S. Patent No. 6,172,085).

[0013] In view of the limited number of agents presently available and the low levels of efficacy of the available agents, there is a pressing need for compounds that are potent, specific
10 inhibitors of ion channels implicated in neuropathic pain. The present invention provides such compounds, methods of using them, and compositions that include the compounds.

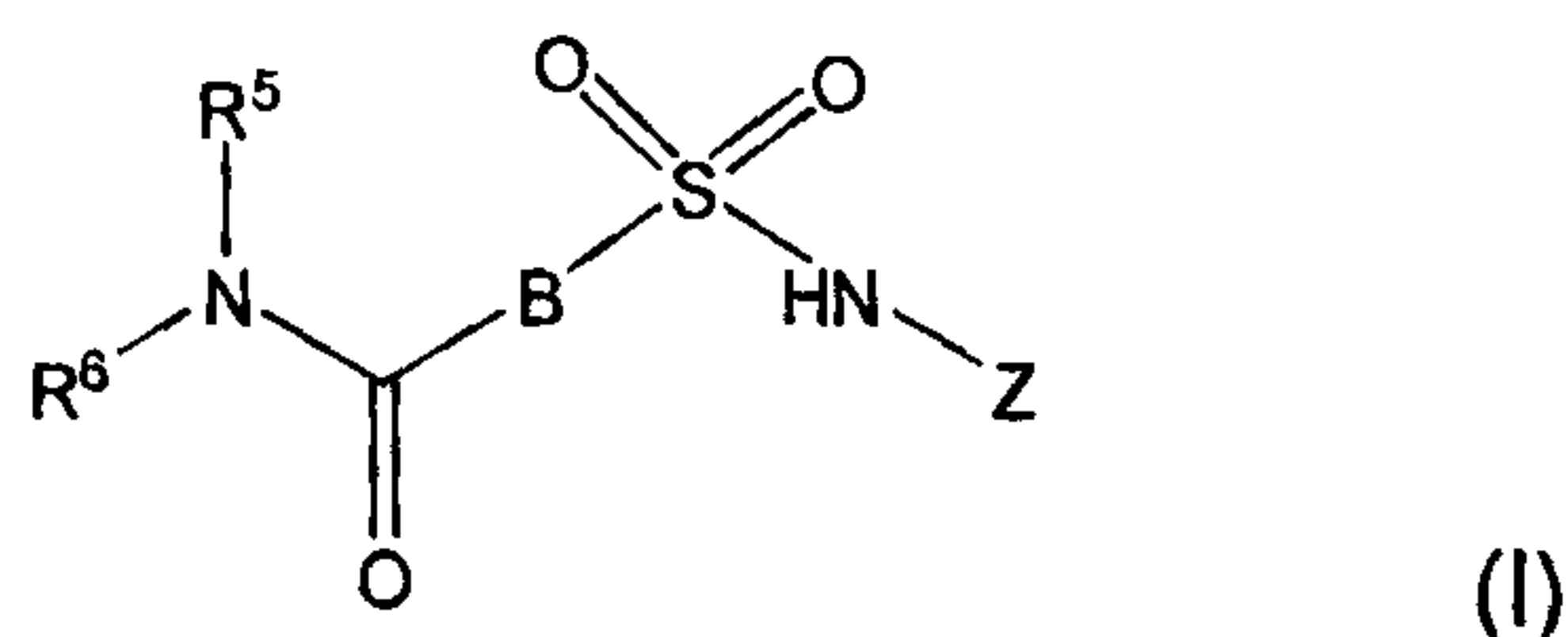
SUMMARY OF THE INVENTION

[0014] It has now been discovered that various substituted pyridinyl and substituted aryl sulfonamides are potent modulators of sodium channels. In the discussion that follows, the
15 invention is exemplified by reference to the inhibition of sodium channels that are localized in the peripheral nervous system, and in particular those compounds that are selective inhibitors of TTX-s sodium channels, and are useful for treating pain through the inhibition of sodium ion flux through channels that include a TTX-s sodium channel subunit. The compounds,
compositions and methods of the present invention are useful for treating diseases in which
20 modulating one or more TTX-s sodium channels provides relief from the disease. Of particular interest is the use of the compounds, compositions and methods of the invention for treating pain and central or peripheral nervous system disorders, preferably peripheral nervous system disorders. The present invention is of use for treating acute, chronic, inflammatory, and/or neuropathic pain.

25 [0015] The present invention provides compounds that are useful in the treatment of diseases through the modulation of sodium ion flux through voltage-dependent sodium channels. More particularly, the invention provides compounds, compositions and methods that are useful in ameliorating or alleviating conditions susceptible to such ion channel modulation as more fully described below.

72859-337

In one aspect, the invention relates to a compound of the formula (I):



or a pharmaceutically acceptable salt or solvate thereof, wherein:

R⁵ and R⁶ are each members independently selected from H and a group
 5 which is a member selected from (C₁-C₁₀)alkyl, heteroalkyl, heterocycloalkyl,
 heterocycloalkyl(C₁-C₂)alkyl, (C₃-C₈)cycloalkyl, (C₃-C₈)cycloalkyl(C₁-C₂)alkyl,
 aryl(C₁-C₃)alkyl, aryloxy(C₁-C₂)alkyl, arylamino(C₁-C₃)alkyl, heteroaryl,
 heteroarylamino(C₁-C₂)alkyl, heteroaryloxy(C₁-C₂)alkyl and heteroaryl(C₁-C₂)alkyl,

wherein each is optionally substituted at any suitable point with one or
 10 more substituents selected from the group consisting of oxo, halogen, cyano, hydroxy,
 (C₁-C₄)alkyl, halo(C₁-C₄)alkyl, (C₁-C₄)alkoxy, (C₁-C₄)alkoxy(C₁-C₄)alkoxy,
 hydroxy(C₁-C₄)alkyl, hydroxy(C₁-C₄)alkoxy, halo(C₁-C₄)alkoxy,
 (C₃-C₈)cycloalkyl(C₁-C₄)alkoxy, amino, (C₁-C₄)alkylamino, di(C₁-C₄)alkylamino,
 trifluoromethylthio, (C₃-C₈)cycloalkyl, pyrazolyl, pyrazolylmethyl, pyrazolylethyl, phenyl,
 15 benzyl, phenethyl, pyridyl, pyridylmethyl, phenoxy, phenoxymethyl, pyridyloxy and
 pyridyloxymethyl

wherein each pyrazolyl, pyrazolylmethyl, pyrazolylethyl, phenyl, benzyl,
 phenethyl, pyridyl, pyridylmethyl, phenoxy, phenoxymethyl, pyridyloxy or
 pyridyloxymethyl is optionally substituted with halogen, cyano, hydroxy, methyl, methoxy,
 20 trifluoromethyl or trifluoromethoxy;

with the proviso that R⁵ and R⁶ are not both hydrogen;

or R⁵ and R⁶, when taken together with the nitrogen to which they are
 attached, are optionally joined to form a 4- to 8-membered heterocycloalkyl ring

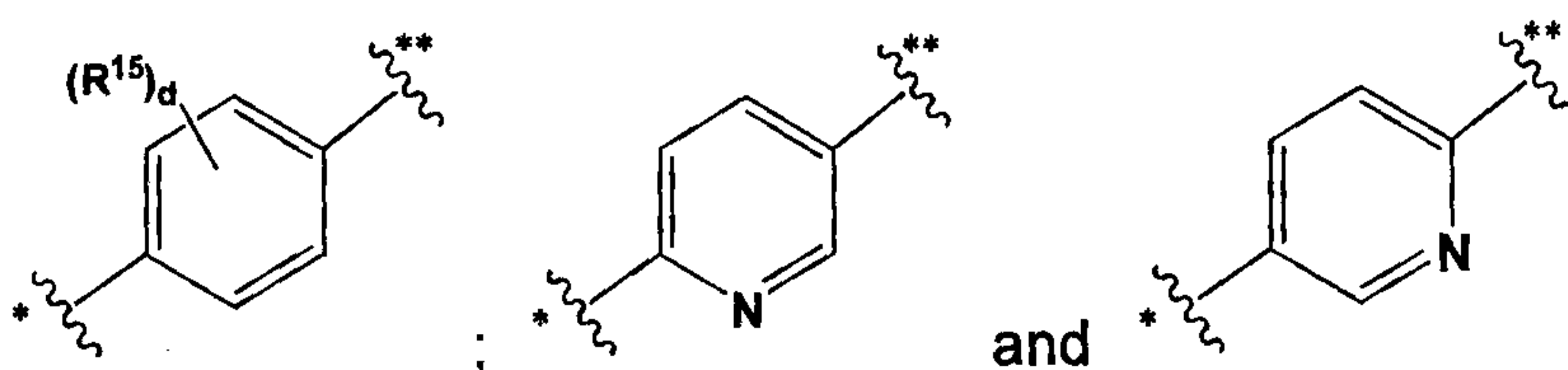
wherein said 4- to 8-membered heterocycloalkyl ring is optionally
 25 substituted with one or more substituents selected from the group consisting of oxo,

72859-337

halogen, cyano, hydroxy, (C₁-C₄)alkyl, halo(C₁-C₄)alkyl, (C₁-C₄)alkoxy,
 (C₁-C₄)alkoxy(C₁-C₄)alkoxy, hydroxy(C₁-C₄)alkoxy, halo(C₁-C₄)alkoxy,
 (C₃-C₈)cycloalkyl(C₁-C₄)alkoxy, (C₃-C₈)cycloalkyl(C₁-C₄)alkoxy(C₁-C₄)alkyl, amino,
 (C₁-C₄)alkylamino, di(C₁-C₄)alkylamino, trifluoromethylthio, (C₃-C₈)cycloalkyl, pyrazolyl,
 5 pyrazolylmethyl, pyrazolylethyl, phenyl, benzyl, phenethyl, pyridyl, pyridylmethyl,
 phenoxy, phenoxymethyl, pyridyloxy and pyridyloxymethyl

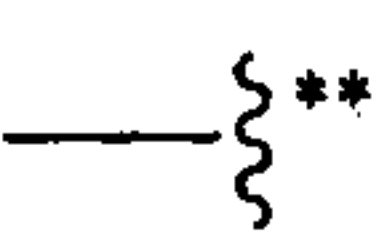
wherein each pyrazolyl, pyrazolylmethyl, pyrazolylethyl, phenyl, benzyl,
 phenethyl, pyridyl, pyridylmethyl, phenoxy, phenoxymethyl, pyridyloxy or
 pyridyloxymethyl is optionally substituted with halogen, cyano, hydroxy, methyl, methoxy,
 10 trifluoromethyl or trifluoromethoxy;

B is a member selected from the group



wherein

 represents a bond covalently attached to said carbon of said
 15 carbonyl;

 represents a bond covalently attached to said sulfur of said
 sulfonamide;

d is an integer from 0 to 2;

R¹⁵ is a member selected from halogen, cyano, (C₁-C₄)alkyl,
 20 halo(C₁-C₄)alkyl, (C₁-C₄)alkoxy, and halo(C₁-C₄)alkoxy; and

Z is a 5-membered heteroaryl, optionally substituted with one or more
 substituents selected from the group consisting of halogen, cyano, (C₁-C₄)alkyl,

72859-337

halo(C₁-C₄)alkyl, (C₁-C₄)alkoxycarbonyl, (C₁-C₄)alkoxy, halo(C₁-C₄)alkoxy, (C₃-C₈)cycloalkyl, amino, (C₁-C₄)alkylamino and di(C₁-C₄)alkylamino;

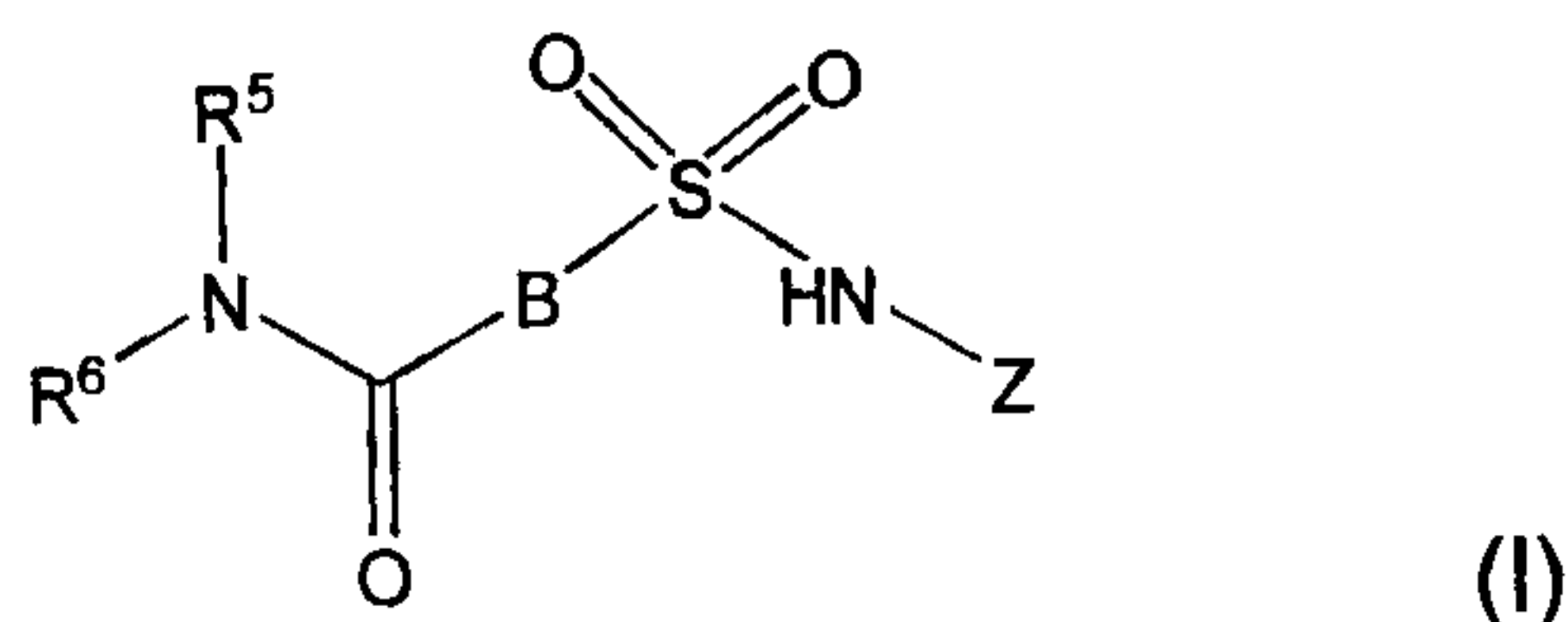
and wherein:

“alkyl,” by itself or as part of another substituent, means, unless otherwise stated, a straight- or branched-chain hydrocarbon radical, which may be fully saturated, mono- or polyunsaturated and can include mono-, di- and multivalent radicals, having the number of carbon atoms designated;

“aryl” means, unless otherwise stated, a polyunsaturated, aromatic, hydrocarbon substituent that can be a single ring or multiple rings (preferably from 1 to 3 rings, one or more of which is optionally a cycloalkyl or heterocycloalkyl), which are fused together or linked covalently; and

“heteroaryl” refers to a polyunsaturated, aromatic, substituent that contains from one to four heteroatoms selected from N, O, and S, wherein the nitrogen and sulfur atoms are optionally oxidized, and the nitrogen atom(s) are optionally quaternized that can be a single ring or multiple rings (preferably from 1 to 3 rings, one or more of which is optionally a cycloalkyl or heterocycloalkyl).

In another aspect, the invention relates to a compound of formula (I):



or a pharmaceutically acceptable salt or solvate thereof, wherein:

R⁵ and R⁶, together with the nitrogen to which they are attached, are joined to form a fused ring system comprising more than one ring, which is a member selected from tetrahydroindenooxazinyl, dihydroisoquinolinyl, dihydroisoindolyl and octahydromethanoindolyl

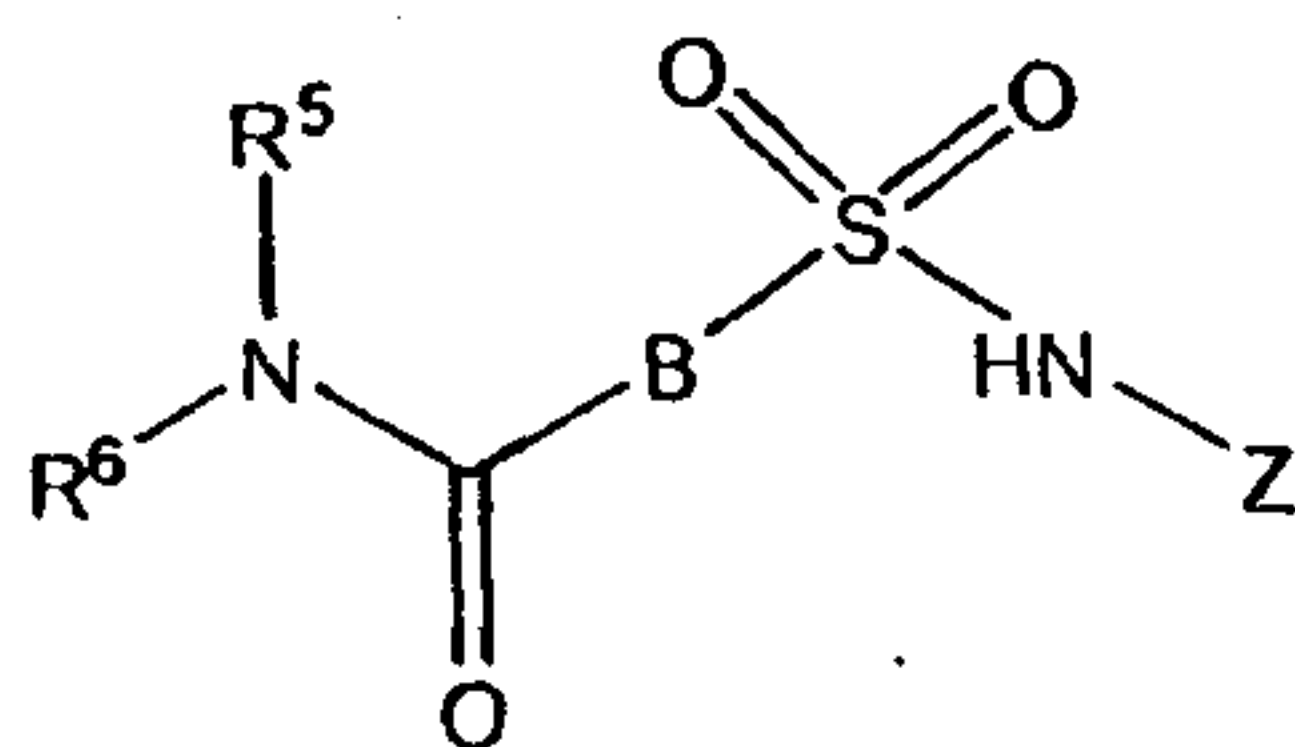
72859-337

8 wherein said fused ring system is optionally substituted with one or more
 9 substituents selected from the group consisting of oxo, halogen, (C₁-
 10 C₄)alkyl and aryl;

11 B is a member selected from the group consisting of aryl and 6-membered
 12 heteroaryl, each optionally substituted with one or more substituents
 13 selected from the group consisting of halogen, cyano, (C₁-C₄)alkyl,
 14 halo(C₁-C₄)alkyl, (C₁-C₄)alkoxy and halo(C₁-C₄)alkoxy; and

15 Z is a 5-membered heteroaryl, optionally substituted with one or more substituents
 16 selected from the group consisting of halogen, cyano, (C₁-C₄)alkyl,
 17 halo(C₁-C₄)alkyl, (C₁-C₄)alkoxycarbonyl, (C₁-C₄)alkoxy, halo(C₁-
 18 C₄)alkoxy, (C₃-C₈)cycloalkyl, amino, (C₁-C₄)alkylamino and di(C₁-
 19 C₄)alkylamino.

1 In another aspect, the invention relates to a compound of formula (I):



(I)

2
 3 or a pharmaceutically acceptable salt or solvate thereof, wherein:

4 R⁵ is H;

5 R⁶ is a member selected from naphthpyridinyl,
 6 isoquinolinyl, 2,3-dihydroindenyl, 6,7-dihydrocyclopenta[b]pyridinyl,
 7 and 2,3-dihydro-1-benzofuranylmethyl;

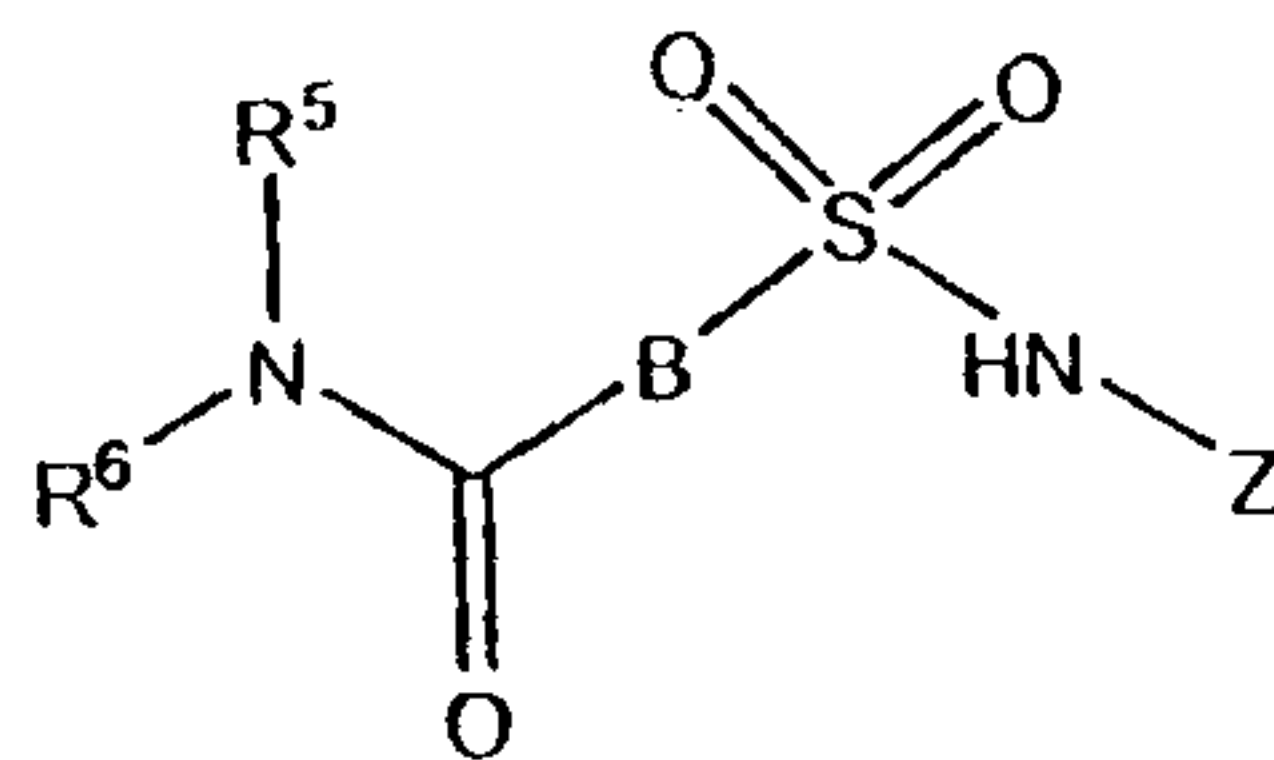
8 B is a member selected from the group consisting of aryl and 6-membered
 9 heteroaryl, each optionally substituted with one or more substituents
 10 selected from the group consisting of halogen, cyano, (C₁-C₄)alkyl,
 11 halo(C₁-C₄)alkyl, (C₁-C₄)alkoxy and halo(C₁-C₄)alkoxy; and

12 Z is a 5-membered heteroaryl, optionally substituted with one or more substituents
 13 selected from the group consisting of halogen, cyano, (C₁-C₄)alkyl,
 14 halo(C₁-C₄)alkyl, (C₁-C₄)alkoxycarbonyl, (C₁-C₄)alkoxy, halo(C₁-
 15 C₄)alkoxy, (C₃-C₈)cycloalkyl, amino, (C₁-C₄)alkylamino and di(C₁-
 16 C₄)alkylamino.

72859-337

1

In another aspect, the invention relates to a compound of formula (I):



2

(I)

3 or a pharmaceutically acceptable salt or solvate thereof, wherein:

4 R⁵ and R⁶, taken together with the nitrogen to which they are attached, are
 5 joined to form morpholinyl, which is substituted with
 6 dihydroisoindolyl(C₁-C₄)alkyl

7 wherein said dihydroisoindolyl(C₁-C₄)alkyl is optionally substituted with one or
 8 more substituents selected from the group consisting of oxo, halogen, (C₁-
 9 C₄)alkyl and aryl;

10 B is a member selected from the group consisting of aryl and 6-membered
 11 heteroaryl, each optionally substituted with one or more substituents
 12 selected from the group consisting of halogen, cyano, (C₁-C₄)alkyl,
 13 halo(C₁-C₄)alkyl, (C₁-C₄)alkoxy and halo(C₁-C₄)alkoxy; and

14 Z is a 5-membered heteroaryl, optionally substituted with one or more substituents
 15 selected from the group consisting of halogen, cyano, (C₁-C₄)alkyl,
 16 halo(C₁-C₄)alkyl, (C₁-C₄)alkoxycarbonyl, (C₁-C₄)alkoxy, halo(C₁-
 17 C₄)alkoxy, (C₃-C₈)cycloalkyl, amino, (C₁-C₄)alkylamino and di(C₁-
 18 C₄)alkylamino.

72859-337

In another aspect, the invention relates to a pharmaceutical formulation comprising a compound as described herein, or a pharmaceutically acceptable salt or solvate thereof, and one or more pharmaceutically acceptable excipients.

5 In another aspect, the invention relates to use of the compound as described herein, or a pharmaceutically acceptable salt or solvate thereof, in the manufacture of a medicament for the treatment of a disease or condition for which a sodium channel modulator is indicated.

10 In another aspect, the invention relates to the compound as described herein, or a pharmaceutically acceptable salt or solvate thereof, for use in the treatment of pain, irritable bowel syndrome, Crohn's disease or tachyarrhythmia.

In another aspect, the invention relates to use of a compound as described herein, or a pharmaceutically acceptable salt or solvate thereof, in the preparation of a medicament for the treatment of pain, irritable bowel syndrome, Crohn's disease or tachyarrhythmia.

15 In another aspect, the invention relates to use of a compound as described herein, or a pharmaceutically acceptable salt or solvate thereof, for the treatment of pain, irritable bowel syndrome, Crohn's disease or tachyarrhythmia.

20 In another aspect, the invention relates to use of the compound as described herein, or a pharmaceutically acceptable salt or solvate thereof, to ameliorate or alleviate a condition in a subject, wherein said condition is pain, irritable bowel syndrome, Crohn's disease or tachyarrhythmia.

25 In another aspect, the invention relates to use of the compound as described herein, or a pharmaceutically acceptable salt or solvate thereof, in the manufacture of a medicament to ameliorate or alleviate a condition in a subject, wherein said condition is pain, irritable bowel syndrome, Crohn's disease or tachyarrhythmia.


[0016] Additional aspects, advantages and objects of the present invention will be apparent from the detailed description that follows.

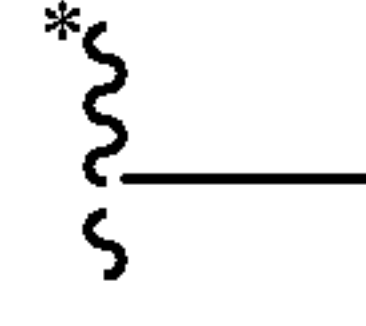
DETAILED DESCRIPTION OF THE INVENTION

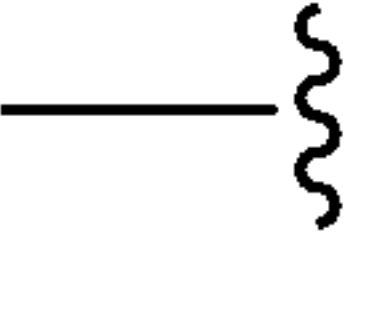
Abbreviations


[0017] The abbreviations used herein generally have their conventional meaning within the chemical and biological arts. Unless otherwise provided herein: CHO means Chinese hamster ovary; HEK means human embryonic kidney; EBSS means Earl's Balanced Salt Solution; SDS means sodium dodecyl sulfate; Et₃N means triethylamine; CDI means N,N'-carbonyldiimidazole; WSCDI or EDCI HCl means 1-(3-dimethylaminopropyl)-3-ethylcarbodiimide hydrochloride; DCC means N,N'-dicyclohexylcarbodiimide; HOAT means 1-hydroxy-7-azabenzotriazole; HOBt means 1-hydroxybenzotriazole hydrate; HBTU means O-benzotriazol-1-yl-N,N,N',N'-tetramethyluronium hexafluorophosphate; TBTU means O-(Benzotriazol-1-yl)-N,N,N',N'-tetramethyluronium tetrafluoroborate; HATU means 2-(1H-7-Azabenzotriazol-1-yl)-1,1,3,3-tetramethyluronium hexafluorophosphate methanaminium; Hünig's base means N-ethyldiisopropylamine; Et₃N means triethylamine; DMAP means 4-dimethylaminopyridine; LiHMDS means lithium bis(trimethylsilyl)amide; Boc means *tert*-butoxycarbonyl; CBz means benzyloxycarbonyl; THF means tetrahydrofuran; DMSO means dimethyl sulphoxide; DCM means dichloromethane; DMF means N,N-dimethylformamide; AcOH means acetic acid; MeOH means methanol; TFA means trifluoroacetic acid; HCl means hydrochloric acid; DABCO means 1,4-diazabicyclo[2.2.2]octane; TLC means thin layer chromatography; and NaH means sodium hydride.

Definitions

[0018] The symbol , whether utilized as a bond or displayed perpendicular to a bond, indicates the point at which the displayed moiety is attached to the remainder of the molecule.

[0019] The symbol , whether utilized as a bond or displayed perpendicular to a bond, indicates the point at which the displayed moiety is attached to the carbon atom of a carbonyl moiety.

[0020] The symbol , whether utilized as a bond or displayed perpendicular to a bond, indicates the point at which the displayed moiety is attached to the sulfur atom on a sulfonamidyl moiety.

[0021] The symbol , indicates the point at which the displayed moiety is attached to the remainder of the molecule, such as for the connection of the R and Z substituents in the Tables.

[0022] "Compound of the invention," as used herein refers to the compounds discussed herein, pharmaceutically acceptable salts and prodrugs of these compounds.

[0023] "Biological medium," as used herein refers to both in vitro and in vivo biological milieus. Exemplary in vitro "biological media" include, but are not limited to, cell culture or
5 extracts thereof, tissue culture or extracts thereof, homogenates or extracts thereof, biopsied material obtained from a mammal or extracts thereof; and blood, saliva, urine, feces, semen, tears, or other body fluids or extracts thereof. In vivo applications are generally performed in mammals, preferably humans.

[0024] "Somatic" pain, as described above, refers to a normal nerve response to a noxious
10 stimulus such as injury or illness, e.g., trauma, burn, infection, inflammation, or disease process such as cancer, and includes both cutaneous pain (e.g., skin, muscle or joint derived) and visceral pain (e.g., organ derived).

[0025] "Inhibiting" and "blocking," are used interchangeably herein to refer to the partial or full blockade of a voltage sodium gated channel by a compound of the invention, which leads
15 to a decrease in ion flux either into or out of a cell in which a voltage-gated sodium channel is found.

[0026] The compounds of the invention and/or formula (I), being sodium channel modulators, are potentially useful in the treatment of a range of disorders. The treatment of pain, particularly neuropathic pain and/or inflammatory pain, is a preferred use.

[0027] Physiological pain is an important protective mechanism designed to warn of danger from potentially injurious stimuli from the external environment. The system operates through a specific set of primary sensory neurones and is activated by noxious stimuli *via* peripheral transducing mechanisms (see Millan, 1999, *Prog. Neurobiol.*, **57**, 1-164 for a review). These sensory fibres are known as nociceptors and are characteristically small diameter axons with
25 slow conduction velocities. Nociceptors encode the intensity, duration and quality of noxious stimulus and by virtue of their topographically organized projection to the spinal cord, the location of the stimuli. The nociceptors are found on nociceptive nerve fibres of which there are two main types, A-delta fibres (myelinated) and C fibres (non-myelinated). The activity generated by nociceptor input is transferred, after complex processing in the dorsal horn, either
30 directly, or via brain stem relay nuclei, to the ventrobasal thalamus and then on to the cortex, where the sensation of pain is generated.

- [0028] Pain may generally be classified as acute or chronic. Acute pain begins suddenly and is short-lived (usually twelve weeks or less). It is usually associated with a specific cause such as a specific injury and is often sharp and severe. It is the kind of pain that can occur after specific injuries resulting from surgery, dental work, a strain or a sprain. Acute pain does not generally result in any persistent psychological response. In contrast, chronic pain is long-term pain, typically persisting for more than three months and leading to significant psychological and emotional problems. Common examples of chronic pain are neuropathic pain (e.g. painful diabetic neuropathy, postherpetic neuralgia), carpal tunnel syndrome, back pain, headache, cancer pain, arthritic pain and chronic post-surgical pain.
- [0029] When a substantial injury occurs to body tissue, *via* disease or trauma, the characteristics of nociceptor activation are altered and there is sensitization in the periphery, locally around the injury and centrally where the nociceptors terminate. These effects lead to a heightened sensation of pain. In acute pain these mechanisms can be useful, in promoting protective behaviors which may better enable repair processes to take place. The normal expectation would be that sensitivity returns to normal once the injury has healed. However, in many chronic pain states, the hypersensitivity far outlasts the healing process and is often due to nervous system injury. This injury often leads to abnormalities in sensory nerve fibres associated with maladaptation and aberrant activity (Woolf & Salter, 2000, Science, 288, 1765-1768).
- [0030] Clinical pain is present when discomfort and abnormal sensitivity feature among the patient's symptoms. Patients tend to be quite heterogeneous and may present with various pain symptoms. Such symptoms include: 1) spontaneous pain which may be dull, burning, or stabbing; 2) exaggerated pain responses to noxious stimuli (hyperalgesia); and 3) pain produced by normally innocuous stimuli (allodynia - Meyer et al., 1994, Textbook of Pain, 13-44). Although patients suffering from various forms of acute and chronic pain may have similar symptoms, the underlying mechanisms may be different and may, therefore, require different treatment strategies. Pain can also therefore be divided into a number of different subtypes according to differing pathophysiology, including nociceptive, inflammatory and neuropathic pain.
- [0031] Nociceptive pain is induced by tissue injury or by intense stimuli with the potential to cause injury. Pain afferents are activated by transduction of stimuli by nociceptors at the site of injury and activate neurons in the spinal cord at the level of their termination. This is then

relayed up the spinal tracts to the brain where pain is perceived (Meyer et al., 1994, Textbook of Pain, 13-44). The activation of nociceptors activates two types of afferent nerve fibres. Myelinated A-delta fibres transmit rapidly and are responsible for sharp and stabbing pain sensations, whilst unmyelinated C fibres transmit at a slower rate and convey a dull or aching pain. Moderate to severe acute nociceptive pain is a prominent feature of pain from central nervous system trauma, strains/sprains, burns, myocardial infarction and acute pancreatitis, post-operative pain (pain following any type of surgical procedure), posttraumatic pain, renal colic, cancer pain and back pain. Cancer pain may be chronic pain such as tumor related pain (e.g. bone pain, headache, facial pain or visceral pain) or pain associated with cancer therapy (e.g. postchemotherapy syndrome, chronic postsurgical pain syndrome or post radiation syndrome). Cancer pain may also occur in response to chemotherapy, immunotherapy, hormonal therapy or radiotherapy. Back pain may be due to herniated or ruptured intervertebral discs or abnormalities of the lumbar facet joints, sacroiliac joints, paraspinal muscles or the posterior longitudinal ligament. Back pain may resolve naturally but in some patients, where it lasts over 12 weeks, it becomes a chronic condition which can be particularly debilitating.

[0032] Neuropathic pain is currently defined as pain initiated or caused by a primary lesion or dysfunction in the nervous system. Nerve damage can be caused by trauma and disease and thus the term 'neuropathic pain' encompasses many disorders with diverse aetiologies. These include, but are not limited to, peripheral neuropathy, diabetic neuropathy, post herpetic neuralgia, trigeminal neuralgia, back pain, cancer neuropathy, HIV neuropathy, phantom limb pain, carpal tunnel syndrome, central post-stroke pain and pain associated with chronic alcoholism, hypothyroidism, uremia, multiple sclerosis, spinal cord injury, Parkinson's disease, epilepsy and vitamin deficiency. Neuropathic pain is pathological as it has no protective role. It is often present well after the original cause has dissipated, commonly lasting for years, significantly decreasing a patient's quality of life (Woolf and Mannion, 1999, Lancet, 353, 1959-1964). The symptoms of neuropathic pain are difficult to treat, as they are often heterogeneous even between patients with the same disease (Woolf & Decosterd, 1999, Pain Supp., 6, S141-S147; Woolf and Mannion, 1999, Lancet, 353, 1959-1964). They include spontaneous pain, which can be continuous, and paroxysmal or abnormal evoked pain, such as hyperalgesia (increased sensitivity to a noxious stimulus) and allodynia (sensitivity to a normally innocuous stimulus).

[0033] The inflammatory process is a complex series of biochemical and cellular events, activated in response to tissue injury or the presence of foreign substances, which results in swelling and pain (Levine and Taiwo, 1994, Textbook of Pain, 45-56). Arthritic pain is the most common inflammatory pain. Rheumatoid disease is one of the commonest chronic inflammatory conditions in developed countries and rheumatoid arthritis is a common cause of disability. The exact aetiology of rheumatoid arthritis is unknown, but current hypotheses suggest that both genetic and microbiological factors may be important (Grennan & Jayson, 1994, Textbook of Pain, 397-407). It has been estimated that almost 16 million Americans have symptomatic osteoarthritis (OA) or degenerative joint disease, most of whom are over 60 years of age, and this is expected to increase to 40 million as the age of the population increases, making this a public health problem of enormous magnitude (Houge & Mersfelder, 2002, Ann Pharmacother., 36, 679-686; McCarthy et al., 1994, Textbook of Pain, 387-395). Most patients with osteoarthritis seek medical attention because of the associated pain. Arthritis has a significant impact on psychosocial and physical function and is known to be the leading cause of disability in later life. Ankylosing spondylitis is also a rheumatic disease that causes arthritis of the spine and sacroiliac joints. It varies from intermittent episodes of back pain that occur throughout life to a severe chronic disease that attacks the spine, peripheral joints and other body organs.

[0034] Another type of inflammatory pain is visceral pain which includes pain associated with inflammatory bowel disease (IBD). Visceral pain is pain associated with the viscera, which encompass the organs of the abdominal cavity. These organs include the sex organs, spleen and part of the digestive system. Pain associated with the viscera can be divided into digestive visceral pain and non-digestive visceral pain. Commonly encountered gastrointestinal (GI) disorders that cause pain include functional bowel disorder (FBD) and inflammatory bowel disease (IBD). These GI disorders include a wide range of disease states that are currently only moderately controlled, including, in respect of FBD, gastro-esophageal reflux, dyspepsia, irritable bowel syndrome (IBS) and functional abdominal pain syndrome (FAPS), and, in respect of IBD, Crohn's disease, ileitis and ulcerative colitis, all of which regularly produce visceral pain. Other types of visceral pain include the pain associated with dysmenorrhea, cystitis and pancreatitis and pelvic pain.

[0035] It should be noted that some types of pain have multiple aetiologies and thus can be classified in more than one area, e.g. back pain and cancer pain have both nociceptive and neuropathic components.

72859-337

[0036] Other types of pain include:

- pain resulting from musculo-skeletal disorders, including myalgia, fibromyalgia, spondylitis, sero-negative (non-rheumatoid) arthropathies, non-articular rheumatism, dystrophinopathy, glycogenolysis, polymyositis and pyomyositis;
- 5 • heart and vascular pain, including pain caused by angina, myocardical infarction, mitral stenosis, pericarditis, Raynaud's phenomenon, scleredoma and skeletal muscle ischemia;
- head pain, such as migraine (including migraine with aura and migraine without aura), cluster headache, tension-type headache mixed headache and
10 headache associated with vascular disorders; and
- orofacial pain, including dental pain, otic pain, burning mouth syndrome and temporomandibular myofascial pain.

[0037] Where substituent groups are specified by their conventional chemical formulae, written from left to right, they equally encompass the chemically identical
15 substituents, which would result from writing the structure from right to left, *e.g.*, -CH₂O- is preferably intended to also recite -OCH₂-.

[0038] The term "alkyl," by itself or as part of another substituent, means, unless otherwise stated, a straight- or branched-chain hydrocarbon radical, which may be fully saturated, mono- or polyunsaturated and can include mono-, di- and
20 multivalent radicals, having the number of carbon atoms designated (*i.e.* C₁-C₁₀ means one to ten carbons). Examples of saturated hydrocarbon radicals include, but are not limited to, groups such as methyl, ethyl, n-propyl, isopropyl, n-butyl, t-butyl, isobutyl, sec-butyl, homologs and isomers of, for example, n-pentyl, n-hexyl, n-heptyl, n-octyl, and the like. An unsaturated alkyl group is one having one or more double
25 bonds or triple bonds. Examples of unsaturated alkyl groups include, but are not limited to, vinyl, 2-propenyl, crotyl, 2-isopentenyl, 2-(butadienyl), 2,4-pentadienyl,

72859-337

3-(1,4-pentadienyl), ethynyl, 1- and 3-propynyl, 3-butynyl, and the higher homologs and isomers. The term "alkyl", as used herein refers to alkyl, alkenyl and alkynyl moieties, each of which can be mono-, di- or polyvalent species

[0039] The term "alkylene" by itself or as part of another substituent means a
 5 divalent radical derived from an alkane, as exemplified, but not limited, by
 -CH₂CH₂CH₂CH₂-." Typically, an alkyl (or alkylene) group will have from 1 to 24
 carbon atoms, with those groups having 10 or fewer carbon atoms being preferred in
 the present invention. A "lower alkyl" or "lower alkylene" is a shorter chain alkyl or
 alkylene group, generally having eight or fewer carbon atoms.

10 **[0040]** The terms "alkoxy," "alkylamino" and "alkylthio" (or thioalkoxy) are used
 in their conventional sense, and refer to those alkyl groups attached to the remainder
 of the molecule via an oxygen atom, an amino group, or a sulfur atom, respectively.

[0041] The term "heteroalkyl," by itself or in combination with another term,
 means, unless otherwise stated, a stable straight- or branched-chain alkyl radical
 15 consisting of the stated number of carbon atoms and at least one heteroatom
 selected from the group consisting of B, O, N, Si and S, wherein the heteroatom may
 optionally be oxidized and the nitrogen atom may optionally be quaternized. The
 heteroatom(s) may be placed at any internal position of the heteroalkyl group or at a
 terminus of the chain, e.g., the position through which the alkyl group is attached to
 20 the remainder of the molecule. Examples of "heteroalkyl" groups include, but are not
 limited to, -CH₂-CH₂-O-CH₃, -CH₂-CH₂-NH-CH₃, -CH₂-CH₂-N(CH₃)-CH₃,
 -CH₂-S-CH₂-CH₃, -CH₂-CH₂-S(O)-CH₃, -CH₂-CH₂-S(O)₂-CH₃, -CH=CH-O-CH₃,
 -Si(CH₃)₃, -CH₂-CH=N-OCH₃, and -CH=CH-N(CH₃)-CH₃. Two or more heteroatoms
 may be consecutive, such as, for example, -CH₂-NH-OCH₃ and -CH₂-O-Si(CH₃)₃.
 25 Similarly, the term "heteroalkylene" by itself or as part of another substituent refers to
 a substituted or unsubstituted divalent heteroalkyl radical, as exemplified, but not
 limited by, -CH₂-CH₂-S-CH₂-CH₂- and -CH₂-S-CH₂-CH₂-NH-CH₂-. For heteroalkylene
 groups, heteroatoms can also occupy either or both of the chain termini (e.g.,

72859-337

alkyleneoxy, alkylendioxy, alkyleneamino, alkylenediamino, and the like). Still further, for alkylene and heteroalkylene linking groups, no orientation of the linking group is implied by the direction in which the formula of the linking group is written. For example, the formula $-C(O)_2R'$ represents $-C(O)_2R'$ and, preferably, $-R'C(O)_2-$.

5 **[0042]** The terms "cycloalkyl" and "heterocycloalkyl", by themselves or in combination with other terms, represent, unless otherwise stated, cyclic versions of "alkyl" and "heteroalkyl", respectively. Additionally, for heterocycloalkyl, a heteroatom can occupy the position at which the heterocycle is attached to the remainder of the molecule. Examples of cycloalkyl include, but are not limited to, cyclopentyl,
 10 cyclohexyl, 1-cyclohexenyl, 3-cyclohexenyl, cycloheptyl, and the like. Examples of heterocycloalkyl include, but are not limited to, 1-(1,2,5,6-tetrahydropyridyl), 1-piperidinyl, 2-piperidinyl, 3-piperidinyl, 4-morpholinyl, 3-morpholinyl, tetrahydrofuran-2-yl, tetrahydrofuran-3-yl, tetrahydrothien-2-yl, tetrahydrothien-3-yl, 1-piperazinyl, 2-piperazinyl, and the like.

15 **[0043]** The terms "halo" or "halogen," by themselves or as part of another substituent, mean, unless otherwise stated, a fluorine, chlorine, bromine, or iodine atom. Additionally, terms such as "haloalkyl," are meant to include monohaloalkyl and polyhaloalkyl. For example, the term "halo(C₁-C₄)alkyl" is meant to include, but not be limited to, trifluoromethyl, 2,2,2-trifluoroethyl, 4-chlorobutyl, 3-bromopropyl,
 20 and the like.

[0044] The term "aryl" means, unless otherwise stated, a polyunsaturated, aromatic, hydrocarbon substituent that can be a single ring or multiple rings (preferably from 1 to 3 rings, one or more of which is optionally a cycloalkyl or heterocycloalkyl), which are fused together or linked covalently. The term
 25 "heteroaryl" refers to a polyunsaturated, aromatic, substituent that contains from one to four heteroatoms selected from N, O, and S, wherein the nitrogen and sulfur atoms are optionally oxidized, and the nitrogen atom(s) are optionally quaternized, that can be a single ring or multiple rings (preferably from 1 to 3 rings, one or more of which is

72859-337

optionally a cycloalkyl or heterocycloalkyl). A heteroaryl group can be attached to the remainder of the molecule through a heteroatom. Non-limiting examples of aryl and heteroaryl groups include phenyl, 1-naphthyl, 2-naphthyl, 4-biphenyl, 1-pyrrolyl, 2-pyrrolyl, 3-pyrrolyl, 3-pyrazolyl, 2-imidazolyl, 4-imidazolyl, pyrazinyl, 2-oxazolyl, 4-oxazolyl, 2-phenyl-4-oxazolyl, 5-oxazolyl, 3-isoxazolyl, 4-isoxazolyl, 5-isoxazolyl, 2-thiazolyl, 4-thiazolyl, 5-thiazolyl, 2-furyl, 3-furyl, 2-thienyl, 3-thienyl, 2-pyridyl, 3-pyridyl, 4-pyridyl, 2-pyrimidyl, 4-pyrimidyl, 5-benzothiazolyl, purinyl, 2-benzimidazolyl, 5-indolyl, 1-isoquinolyl, 5-isoquinolyl, 2-quinoxaliny, 5-quinoxaliny, 3-quinolyl, and 6-quinolyl.

10 **[0045]** [Intentionally left blank]

[0046] [Intentionally left blank]

[0047] [Intentionally left blank]

[0048] [Intentionally left blank]

[0049] As used herein, the term "heteroatom" includes oxygen (O), nitrogen
15 (N), sulfur (S) and silicon (Si).

[0050] The symbol "R" is a general abbreviation that represents a substituent group that is selected from substituted or unsubstituted alkyl, substituted or unsubstituted heteroalkyl, substituted or unsubstituted aryl, substituted or unsubstituted heteroaryl, and substituted or unsubstituted heterocyclyl groups.

20 **[0051]** The term "salt(s)" includes salts of the compounds which are prepared with relatively nontoxic acids or bases, depending on the particular substituents found on the compounds described herein. When compounds of the present invention contain relatively acidic functionalities, base addition salts can be obtained by contacting the neutral form of such compounds with a sufficient amount of the desired
25 base, either neat or in a suitable inert solvent. Examples of base addition salts include sodium, potassium, calcium, ammonium, organic amino, or magnesium salt,

72859-337

or a similar salt. When compounds of the present invention contain relatively basic functionalities, acid addition salts can be obtained by contacting the neutral form of such compounds with a sufficient amount of the desired acid, either neat or in a suitable inert solvent. Examples of acid addition salts include those derived from

5 inorganic acids like hydrochloric, hydrobromic, nitric, carbonic, monohydrogencarbonic, phosphoric,

monohydrogenphosphoric, dihydrogenphosphoric, sulfuric, monohydrogensulfuric, hydriodic, or phosphorous acids and the like, as well as the salts derived from relatively nontoxic organic acids like acetic, propionic, isobutyric, butyric, maleic, malic, malonic, benzoic, succinic, suberic, fumaric, lactic, mandelic, phthalic, benzenesulfonic, p-tolylsulfonic, citric, tartaric, methanesulfonic, and the like. Also included are salts of amino acids such as arginate and the like, and salts of organic acids like glucuronic or galactunoric acids and the like (see, for example, Berge *et al.*, *Journal of Pharmaceutical Science*, **66**: 1-19 (1977)). Certain specific compounds of the present invention contain both basic and acidic functionalities that allow the compounds to be converted into either base or acid addition salts.

10 [0052] When the compound prepared by a method of the invention is a pharmacological agent, the salt is preferably a pharmaceutically acceptable salt. Examples of pharmaceutically acceptable salts are presented hereinabove, and are generally known in the art. See, for example, Wermuth, C., PHARMACEUTICAL SALTS: PROPERTIES, SELECTION AND USE- A HANDBOOK, Verlag Helvetica Chimica Acta (2002)

15 [0053] The neutral forms of the compounds are preferably regenerated by contacting the salt with a base or acid and isolating the parent compound in the conventional manner. The parent form of the compound differs from the various salt forms in certain physical properties, such as solubility in polar solvents, but otherwise the salts are equivalent to the parent form of the compound for the purposes of the present invention.

20 [0054] In addition to salt forms, the present invention provides compounds that are in a prodrug form. Prodrugs of the compounds described herein are those compounds that readily undergo chemical changes under physiological conditions to provide the compounds of the present invention. Additionally, prodrugs can be converted to the compounds of the present invention by chemical or biochemical methods in an *ex vivo* environment. For example, 25 prodrugs can be slowly converted to the compounds of the present invention when placed in a transdermal patch reservoir with a suitable enzyme or chemical reagent.

[0055] As used herein, and unless otherwise indicated, the term "prodrug" means a derivative of a compound that can hydrolyze, oxidize, or otherwise react under biological conditions (*in vitro* or *in vivo*) to provide the compound. Examples of prodrugs include, but are not limited to, compounds that comprise biohydrolyzable moieties such as biohydrolyzable amides, biohydrolyzable esters, biohydrolyzable carbamates, biohydrolyzable carbonates, biohydrolyzable ureides, and biohydrolyzable phosphate analogues. Other examples of 30

prodrugs include compounds that comprise NO, NO₂, -ONO, or -ONO₂ moieties. The term "prodrug" is accorded a meaning herein such that prodrugs do not encompass the parent compound of the prodrug. When used to describe a compound of the invention, the term "prodrug" may also to be interpreted to exclude other compounds of the invention.

5 [0056] As used herein, and unless otherwise indicated, the terms "biohydrolyzable carbamate," "biohydrolyzable carbonate," "biohydrolyzable ureide" and "biohydrolyzable phosphate" mean a carbamate, carbonate, ureide and phosphate, respectively, of a compound that either: 1) does not interfere with the biological activity of the compound but can confer upon that compound advantageous properties in vivo, such as uptake, duration of action, or
10 onset of action; or 2) is biologically inactive but is converted in vivo to the biologically active compound. Examples of biohydrolyzable carbamates include, but are not limited to, lower alkylamines, substituted ethylenediamines, aminoacids, hydroxyalkylamines, heterocyclic and heteroaromatic amines, and polyether amines.

[0057] As used herein, and unless otherwise indicated, the term "biohydrolyzable ester"
15 means an ester of a compound that either: 1) does not interfere with the biological activity of the compound but can confer upon that compound advantageous properties in vivo, such as uptake, duration of action, or onset of action; or 2) is biologically inactive but is converted in vivo to the biologically active compound. Examples of biohydrolyzable esters include, but are not limited to, lower alkyl esters, alkoxyacyloxy esters, alkyl acylamino alkyl esters, and
20 choline esters.

[0058] As used herein, and unless otherwise indicated, the term "biohydrolyzable amide" means an amide of a compound that either: 1) does not interfere with the biological activity of the compound but can confer upon that compound advantageous properties in vivo, such as uptake, duration of action, or onset of action; or 2) is biologically inactive but is converted in
25 vivo to the biologically active compound. Examples of biohydrolyzable amides include, but are not limited to, lower alkyl amides, α -amino acid amides, alkoxyacyl amides, and alkylaminoalkylcarbonyl amides.

[0059] Certain compounds of the present invention can exist in unsolvated forms as well as solvated forms, including hydrated forms. In general, the solvated forms are equivalent to
30 unsolvated forms and are encompassed within the scope of the present invention. Certain compounds of the present invention may exist in multiple crystalline or amorphous forms. In

general, all physical forms are equivalent for the uses contemplated by the present invention and are intended to be within the scope of the present invention.

[0060] Certain compounds of the present invention possess asymmetric carbon atoms (optical centers) or double bonds; the racemates, diastereomers, geometric isomers and individual isomers are encompassed within the scope of the present invention.

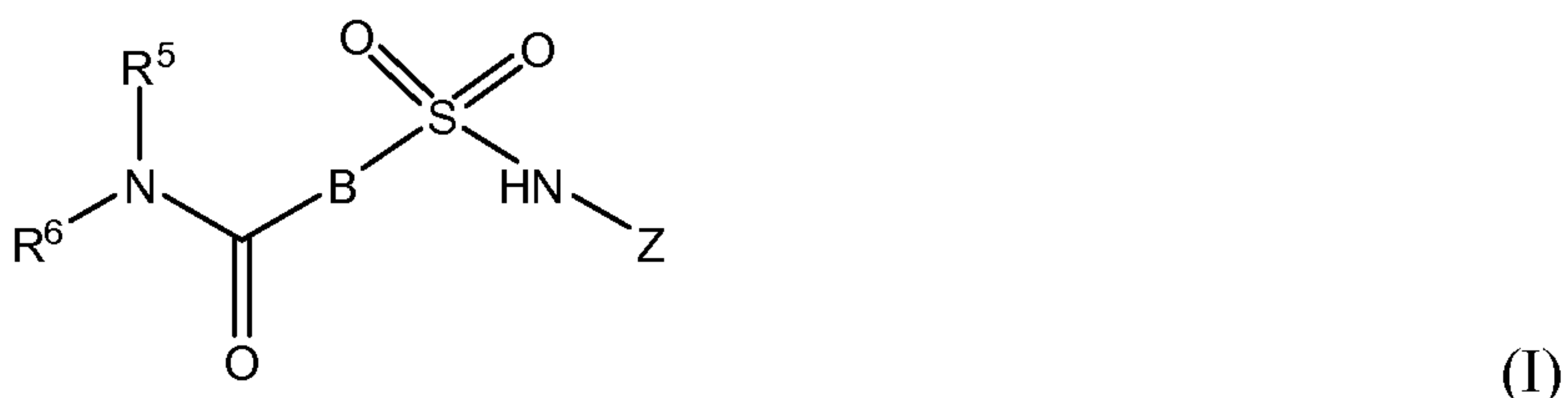
[0061] As used herein, and unless otherwise indicated, a composition that is "substantially free" of a compound means that the composition contains less than about 20% by weight, more preferably less than about 10% by weight, even more preferably less than about 5% by weight, and most preferably less than about 3% by weight of the compound.

[0062] The compounds of the present invention may also contain unnatural proportions of atomic isotopes at one or more of the atoms that constitute such compounds. For example, the compounds may be radiolabeled with radioactive isotopes, such as for example tritium (^3H), iodine-125 (^{125}I) or carbon-14 (^{14}C). All isotopic variations of the compounds of the present invention, whether radioactive or not, are intended to be encompassed within the scope of the present invention.

Description of the Embodiments

I. The Compounds

[0063] In a first aspect, the invention is a compound described herein. In an exemplary embodiment, the invention is according to a formula described herein. In an exemplary embodiment, the compound has a formula according to Formula I:



or a pharmaceutically acceptable salt or solvate thereof, wherein R^5 and R^6 are each members independently selected from H, substituted or unsubstituted alkyl, substituted or unsubstituted heteroalkyl, substituted or unsubstituted heterocycloalkyl, substituted or unsubstituted cycloalkyl, substituted or unsubstituted heteroaryl and substituted or unsubstituted aryl; with the proviso that R^5 and R^6 are not both hydrogen; with the further proviso that R^5 and R^6 , when taken together with the nitrogen to which they are attached, are optionally joined to form a substituted or unsubstituted 4- to 8- membered heterocycloalkyl ring; B is a member selected

from substituted or unsubstituted aryl and substituted or unsubstituted 6-membered heteroaryl; and Z is a substituted or unsubstituted 5-membered heteroaryl.

[0064] In an exemplary embodiment, there is a proviso that the compound of formula (I) is not one of the following: N-(5-methyl-3-isoxazolyl)-3-[(5-methyl-3-isoxazolyl)amino]sulfonyl]-benzamide; 3-[(5-methyl-3-isoxazolyl)amino]sulfonyl]-N-1,3,4-thiadiazol-2-yl-benzamide; N-(5-ethyl-1,3,4-thiadiazol-2-yl)-3-(4-morpholinylcarbonyl)-benzenesulfonamide; 1-[3-[[[5-(1,1-dimethylethyl)-4-methyl-2-thiazolyl]amino]sulfonyl]benzoyl] piperidine; N-(5-methyl-1,3,4-thiadiazol-2-yl)-3-(4-morpholinylcarbonyl)-benzenesulfonamide; and N-methyl-4-[(1-methyl-1H-pyrazol-3-yl)amino]sulfonyl]-benzamide.

[0065] In an exemplary embodiment, R⁵ and R⁶ are each members independently selected from H, substituted or unsubstituted arylalkyl, substituted or unsubstituted (heteroaryl)alkyl, substituted or unsubstituted (heterocycloalkyl)alkyl and substituted or unsubstituted (cycloalkyl)alkyl. In an exemplary embodiment, R⁵ and R⁶ are each members independently selected from H, substituted or unsubstituted aryl(C₁-C₄)alkyl, substituted or unsubstituted heteroaryl(C₁-C₄)alkyl, substituted or unsubstituted heterocycloalkyl(C₁-C₄)alkyl and substituted or unsubstituted cycloalkyl(C₁-C₄)alkyl. In an exemplary embodiment, R⁵ and R⁶ are each members independently selected from H, substituted or unsubstituted aryl(C₁-C₂)alkyl, substituted or unsubstituted heteroaryl(C₁-C₂)alkyl, substituted or unsubstituted heterocycloalkyl(C₁-C₂)alkyl and substituted or unsubstituted cycloalkyl(C₁-C₂)alkyl.

[0066] In an exemplary embodiment, R⁵ and R⁶ are each members independently selected from H, substituted or unsubstituted aryloxy, substituted or unsubstituted heteroaryloxy, substituted or unsubstituted (heterocycloalkyl)oxy and substituted or unsubstituted (cycloalkyl)oxy.

[0067] In an exemplary embodiment, R⁵ and R⁶ are each members independently selected from H, substituted or unsubstituted aryloxyalkyl, substituted or unsubstituted heteroaryloxyalkyl, substituted or unsubstituted heterocycloalkyloxyalkyl and substituted or unsubstituted cycloalkyloxyalkyl. In an exemplary embodiment, R⁵ and R⁶ are each members independently selected from H, substituted or unsubstituted aryloxy(C₁-C₄)alkyl, substituted or unsubstituted heteroaryloxy(C₁-C₄)alkyl, substituted or unsubstituted heterocycloalkyloxy(C₁-C₄)alkyl and substituted or unsubstituted cycloalkyloxy(C₁-C₄)alkyl. In an exemplary embodiment, R⁵ and R⁶ are each members independently selected from H, substituted or

unsubstituted aryloxy(C₁-C₂)alkyl, substituted or unsubstituted heteroaryloxy(C₁-C₂)alkyl, substituted or unsubstituted heterocycloalkyloxy(C₁-C₂)alkyl and substituted or unsubstituted cycloalkyloxy(C₁-C₂)alkyl.

[0068] In an exemplary embodiment, R⁵ and R⁶ are each members independently selected from H, substituted or unsubstituted arylaminoalkyl and substituted or unsubstituted heteroarylaminoalkyl. In an exemplary embodiment, R⁵ and R⁶ are each members independently selected from H, substituted or unsubstituted arylamino(C₁-C₄)alkyl and substituted or unsubstituted heteroarylamino(C₁-C₄)alkyl. In an exemplary embodiment, R⁵ and R⁶ are each members independently selected from H, substituted or unsubstituted arylamino(C₁-C₂)alkyl and substituted or unsubstituted heteroarylamino(C₁-C₂)alkyl.

[0069] In an exemplary embodiment, R⁵ is a member selected from H, substituted or unsubstituted (C₁-C₁₀)alkyl and substituted or unsubstituted (C₃-C₈)cycloalkyl. In an exemplary embodiment, R⁵ is H. In an exemplary embodiment, R⁵ is a member selected from substituted or unsubstituted (C₁-C₁₀)alkyl and substituted or unsubstituted (C₃-C₈)cycloalkyl. In an exemplary embodiment, R⁵ is a member selected from (C₁-C₄)alkyl, hydroxy (C₁-C₄)alkyl, cyano (C₁-C₄)alkyl, (C₃-C₈)cycloalkyl, phenyl(C₁-C₄)alkyl, hydroxycyclohexyl and hydroxyalkylcyclohexyl. In an exemplary embodiment, R⁵ is a member selected from methyl, ethyl, isopropyl, propyl, n-butyl, t-butyl, hydroxymethyl, hydroxypropyl, hydroxybutyl, hydroxyethyl, cyanomethyl, cyanoethyl, cyanopropyl, cyanoisopropyl, cyanobutyl, 2-hydroxy-1-phenylethyl, cyclopropyl, cyclopentyl, cyclohexyl, (1R, 2R) 2-hydroxycyclohexyl, (1R, 2R) 2-hydroxycyclohexyl, (1R, 2S) (2-hydroxymethyl)cyclohexyl and (1S, 2R) (2-hydroxymethyl)cyclohexyl. In an exemplary embodiment, R⁵ is a member selected from methyl, ethyl, isopropyl, hydroxyethyl, cyanoethyl, 2-hydroxy-1-phenylethyl, cyclopropyl, cyclohexyl, (1R, 2R) 2-hydroxycyclohexyl, (1R, 2R) 2-hydroxycyclohexyl, (1R, 2S) (2-hydroxymethyl)cyclohexyl and (1S, 2R) (2-hydroxymethyl)cyclohexyl.

[0070] In an exemplary embodiment, R⁶ is H, and R⁵ is a member selected from substituted or unsubstituted (C₁-C₁₀)alkyl and substituted or unsubstituted (C₃-C₈)cycloalkyl. In an exemplary embodiment, R⁶ is H, and R⁵ is a member selected from (C₁-C₄)alkyl, hydroxy (C₁-C₄)alkyl, cyano (C₁-C₄)alkyl, (C₃-C₈)cycloalkyl, phenyl(C₁-C₄)alkyl and hydroxycyclohexyl and hydroxyalkylcyclohexyl. In an exemplary embodiment, R⁶ is H, R⁵ is a member selected from methyl, ethyl, isopropyl, propyl, n-butyl, t-butyl, hydroxymethyl, hydroxypropyl, hydroxybutyl, hydroxyethyl, cyanomethyl, cyanoethyl, cyanopropyl, cyanoisopropyl,

cyanobutyl, 2-hydroxy-1-phenylethyl, cyclopropyl, cyclopentyl, cyclohexyl, (1R, 2R) 2-hydroxycyclohexyl, (1R, 2R) 2-hydroxycyclohexyl, (1R, 2S) (2-hydroxymethyl)cyclohexyl and (1S, 2R) (2-hydroxymethyl)cyclohexyl. In an exemplary embodiment, R⁶ is H, and R⁵ is a member selected from methyl, ethyl, isopropyl, hydroxyethyl, cyanoethyl, 2-hydroxy-1-phenylethyl, cyclopropyl, cyclohexyl, (1R, 2R) 2-hydroxycyclohexyl, (1R, 2R) 2-hydroxycyclohexyl, (1R, 2S) (2-hydroxymethyl)cyclohexyl, (1S, 2R) (2-hydroxymethyl)cyclohexyl.

[0071] In an exemplary embodiment, R⁶ is not H, and R⁵ is a member selected from substituted or unsubstituted (C₁-C₁₀)alkyl and substituted or unsubstituted (C₃-C₈)cycloalkyl. In an exemplary embodiment, R⁶ is not H, and R⁵ is a member selected from (C₁-C₄)alkyl, hydroxy (C₁-C₄)alkyl, cyano (C₁-C₄)alkyl, (C₃-C₈)cycloalkyl, phenyl(C₁-C₄)alkyl and hydroxycyclohexyl and hydroxyalkylcyclohexyl. In an exemplary embodiment, R⁶ is not H, and R⁵ is a member selected from methyl, ethyl, isopropyl, propyl, n-butyl, t-butyl, hydroxymethyl, hydroxypropyl, hydroxybutyl, hydroxyethyl, cyanomethyl, cyanoethyl, cyanopropyl, cyanoisopropyl, cyanobutyl, 2-hydroxy-1-phenylethyl, cyclopropyl, cyclopentyl, cyclohexyl, (1R, 2R) 2-hydroxycyclohexyl, (1R, 2R) 2-hydroxycyclohexyl, (1R, 2S) (2-hydroxymethyl)cyclohexyl and (1S, 2R) (2-hydroxymethyl)cyclohexyl. In an exemplary embodiment, R⁶ is not H, and R⁵ is a member selected from methyl, ethyl, isopropyl, hydroxyethyl, cyanoethyl, 2-hydroxy-1-phenylethyl, cyclopropyl, cyclohexyl, (1R, 2R) 2-hydroxycyclohexyl, (1R, 2R) 2-hydroxycyclohexyl, (1R, 2S) (2-hydroxymethyl)cyclohexyl and (1S, 2R) (2-hydroxymethyl)cyclohexyl.

[0072] In an exemplary embodiment, R⁶ is substituted or unsubstituted benzyl, and R⁵ is a member selected from substituted or unsubstituted (C₁-C₁₀)alkyl and substituted or unsubstituted (C₃-C₈)cycloalkyl. In an exemplary embodiment, R⁶ is substituted or unsubstituted benzyl, and R⁵ is a member selected from (C₁-C₄)alkyl, hydroxy(C₁-C₄)alkyl, cyano (C₁-C₄)alkyl, (C₃-C₈)cycloalkyl, phenyl(C₁-C₄)alkyl, hydroxycyclohexyl and hydroxyalkylcyclohexyl. In an exemplary embodiment, R⁶ is substituted or unsubstituted benzyl, and R⁵ is a member selected from methyl, ethyl, isopropyl, propyl, n-butyl, t-butyl, hydroxymethyl, hydroxypropyl, hydroxybutyl, hydroxyethyl, cyanomethyl, cyanoethyl, cyanopropyl, cyanoisopropyl, cyanobutyl, 2-hydroxy-1-phenylethyl, cyclopropyl, cyclopentyl, cyclohexyl, (1R, 2R) 2-hydroxycyclohexyl, (1R, 2R) 2-hydroxycyclohexyl, (1R, 2S) (2-hydroxymethyl)cyclohexyl and (1S, 2R) (2-hydroxymethyl)cyclohexyl. In an exemplary embodiment, R⁶ is substituted or unsubstituted benzyl, and R⁵ is a member selected from

methyl, ethyl, isopropyl, hydroxyethyl, cyanoethyl, 2-hydroxy-1-phenylethyl, cyclopropyl, cyclohexyl, (1R, 2R) 2-hydroxycyclohexyl, (1R, 2R) 2-hydroxycyclohexyl, (1R, 2S) (2-hydroxymethyl)cyclohexyl and (1S, 2R) (2-hydroxymethyl)cyclohexyl.

[0073] In an exemplary embodiment, R⁵ is methyl, and R⁶ is substituted or unsubstituted
 5 benzyl. In an exemplary embodiment, R⁵ is methyl, and R⁶ is a member selected from (halo)benzyl and (trihalo(C₁-C₄)alkyl)benzyl. In an exemplary embodiment, R⁵ is methyl, and R⁶ is a member selected from (halo)benzyl and (trihalo(C₁-C₄)alkyl)benzyl. In an exemplary embodiment, R⁵ is methyl, and R⁶ is a member selected from (fluoro)benzyl, chlorobenzyl and (trifluoro(C₁-C₄)alkyl)benzyl. In an exemplary embodiment, R⁵ is methyl, and R⁶ is a member
 10 selected from (trifluoromethyl)benzyl, (trifluoroethyl)benzyl and (trifluoropropyl)benzyl. In an exemplary embodiment, R⁵ is methyl, and R⁶ is a member selected from (4-halo)benzyl, (3-trihalo(C₁-C₄)alkyl)benzyl and (4-trihalo(C₁-C₄)alkyl)benzyl. In an exemplary embodiment, R⁵ is methyl, and R⁶ is a member selected from (4-fluoro)benzyl, (3-trifluoro(C₁-C₄)alkyl)benzyl and (4-trifluoro(C₁-C₄)alkyl)benzyl. In an exemplary embodiment, R⁵ is methyl, and R⁶ is a
 15 member selected from (4-fluoro)benzyl, (3-trifluoromethyl)benzyl and (4-trifluoromethyl)benzyl.

[0074] In an exemplary embodiment, R⁵ is methyl, and R⁶ is substituted or unsubstituted phenylpropyl. In an exemplary embodiment, R⁵ is methyl, and R⁶ is hydroxyphenylpropyl. In an exemplary embodiment, R⁵ is methyl, and R⁶ is 3-hydroxy-3-phenylpropyl.

[0075] In an exemplary embodiment, R⁵ is a member selected from ethyl and methyl, and R⁶ is a member selected from substituted or unsubstituted 1-phenylethyl and substituted or unsubstituted 2-phenylethyl. In an exemplary embodiment, R⁵ is a member selected from ethyl and methyl, and R⁶ is a member selected from hydroxy-2-phenylethyl, diphenylethyl and (hydroxy(C₁-C₄)alkyl)-2-phenylethyl. In an exemplary embodiment, R⁵ is a member selected
 25 from ethyl and methyl, and R⁶ is a member selected from 1,2-diphenylethyl, 2-hydroxy-2-phenylethyl, (1S)-1-phenylethyl, 2-oxo-1-methyl-2-phenylethyl and 2-hydroxy-1-methyl-2-phenylethyl. In an exemplary embodiment, R⁵ is methyl, and R⁶ is a member selected from ((1S,2R)-2-hydroxy-1-methyl-2-phenylethyl and (1S)-1-phenylethyl. In an exemplary embodiment, R⁵ is ethyl, and R⁶ is 1-methyl-2-oxo-2-phenylethyl. In an exemplary
 30 embodiment, R⁵ is ethyl, and R⁶ is 2-hydroxy-1-phenylethyl. In an exemplary embodiment, R⁵ is ethyl, and R⁶ is a member selected from 1,2-diphenylethyl, 2-hydroxy-2-phenylethyl and (1S)-2-hydroxy-1-phenylethyl.

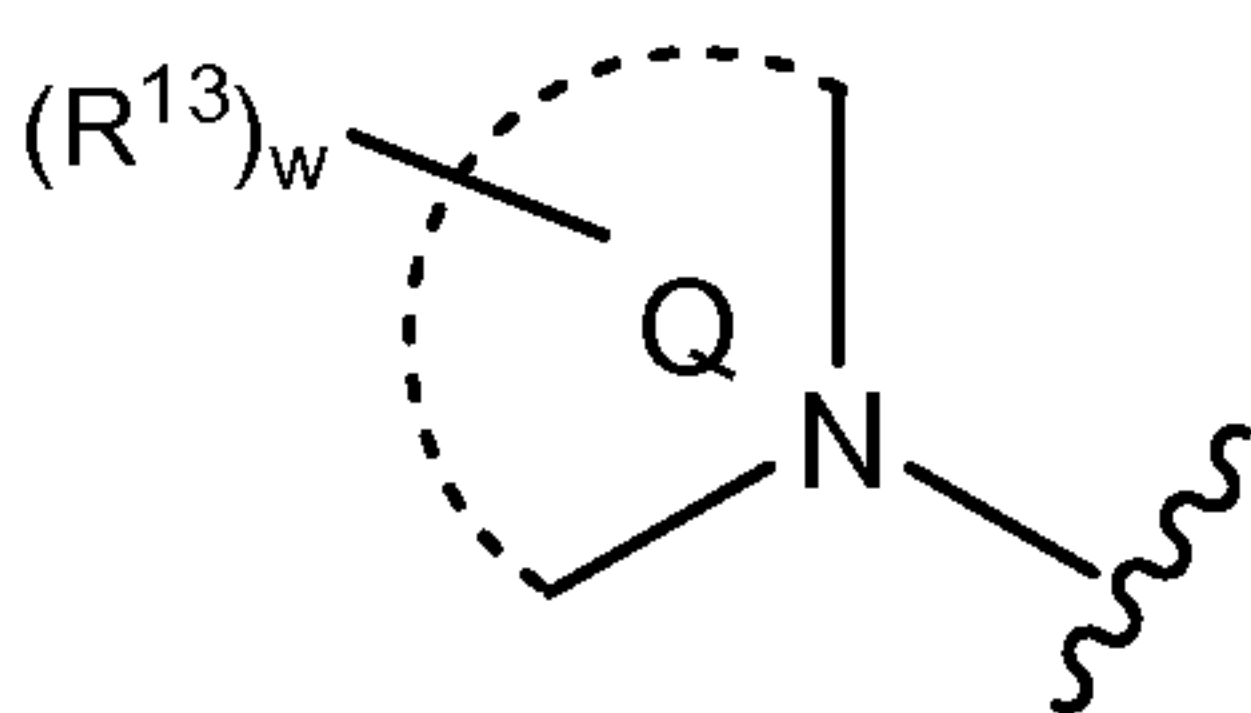
[0076] In an exemplary embodiment, R⁵ is a member selected from (1R, 2R) 2-hydroxycyclohexyl, (1R, 2R) 2-hydroxycyclohexyl, (1R, 2S) (2-hydroxymethyl)cyclohexyl, (1S, 2R) (2-hydroxymethyl)cyclohexyl, and R⁶ is substituted or unsubstituted benzyl.

[0077] In an exemplary embodiment, R⁵ is isopropyl, and R⁶ is substituted or unsubstituted benzyl. In an exemplary embodiment, R⁵ is isopropyl, and R⁶ is unsubstituted benzyl.

[0078] In an exemplary embodiment, R⁵ is cyclopropyl, and R⁶ is substituted or unsubstituted benzyl. In an exemplary embodiment, R⁵ is cyclopropyl, and R⁶ is (halo)benzyl. In an exemplary embodiment, R⁵ is cyclopropyl, and R⁶ is (4-halo)benzyl. In an exemplary embodiment, R⁵ is cyclopropyl, and R⁶ is (4-fluoro)benzyl.

10 [0079] In an exemplary embodiment, R⁵ and R⁶, along with the nitrogen atom to which they are both attached, are joined to form a substituted or unsubstituted 5 to 8 membered ring.

[0080] In an exemplary embodiment, R⁵ and R⁶, along with the nitrogen atom to which they are both attached, have a structure according to the following formula:



15 wherein the dotted line encircling Q comprises the atoms necessary for the formation of one ring to three fused rings having 4 to 9 atoms in each ring. The symbol w is an integer selected from 0 to the number of atoms necessary for the formation of Q. Each R¹³ is a member independently selected from H, cyano, hydroxyl, substituted or unsubstituted aryl, substituted or unsubstituted arylalkyl, substituted or unsubstituted heteroaryl, substituted or unsubstituted heteroarylalkyl, substituted or unsubstituted (C₁-C₁₀)alkyl, substituted or unsubstituted (C₁-C₁₀)alkoxy and substituted or unsubstituted (C₃-C₈)cycloalkyl. Each R¹³ is a member independently selected from H, cyano, hydroxyl, substituted or unsubstituted phenyl, substituted or unsubstituted benzyl, substituted or unsubstituted (C₁-C₄)alkyl and substituted or unsubstituted (C₁-C₄)alkoxy. In an exemplary embodiment, each R¹³ is a member

20

25 independently selected from H, cyano, hydroxyl, halophenyl, (alkyl)phenyl, dialkylphenyl, (alkoxy)phenyl, halobenzyl, hydroxyl, pyrazolyl, phenoxy, (alkyl)phenoxy, (halo)phenoxy, (halo)(alkyl)phenoxy, methyl, cyano(halo)phenoxy, (halo)alkylphenyl, (alkoxy)benzyl, benzyl, (halo)(alkoxy)benzyl, (alkoxy)phenoxy, substituted or unsubstituted isoindolyl, 1,3 dihydroisoindolyl, benzyloxy, substituted or unsubstituted cycloalkyl, substituted or

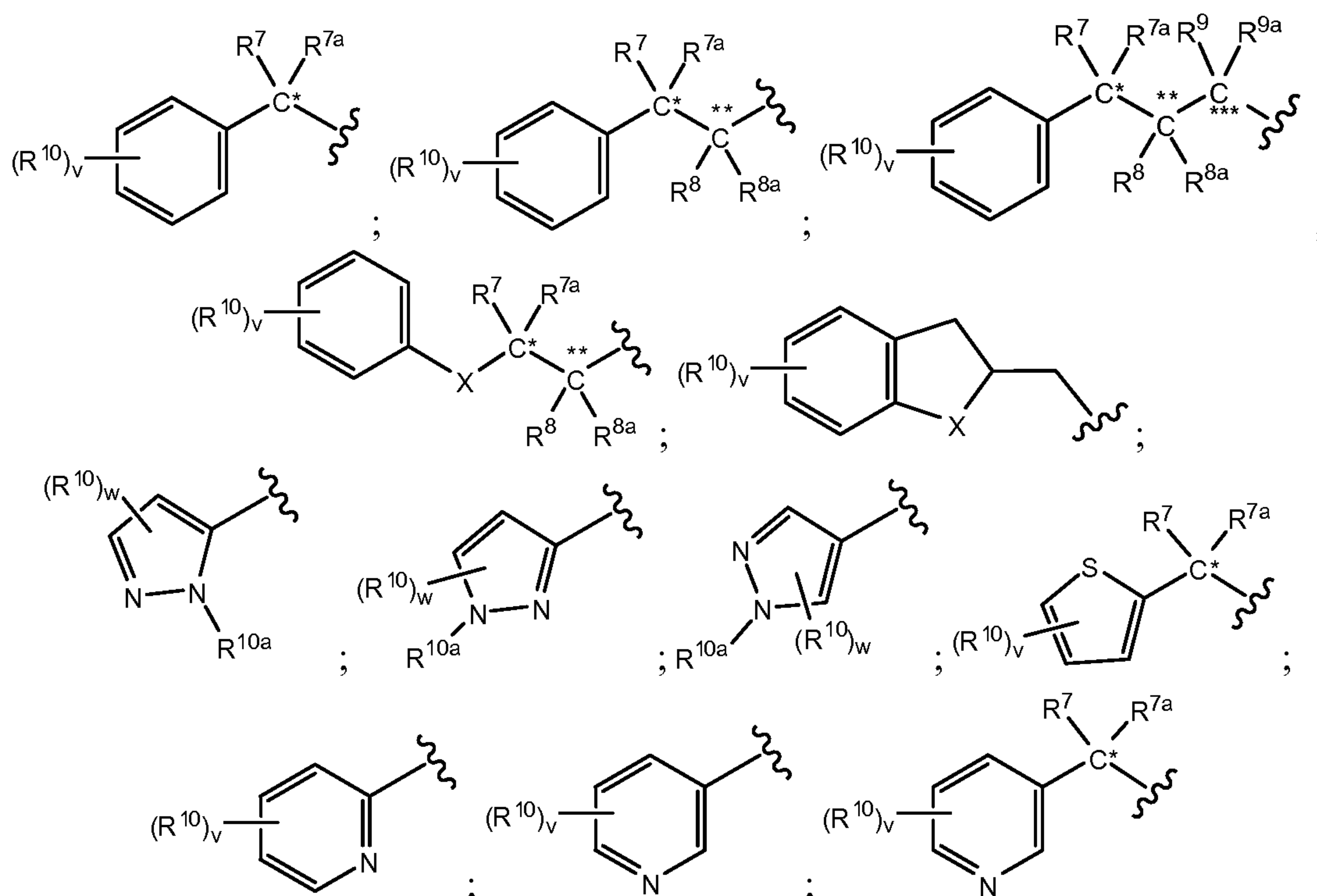
unsubstituted pyrimidinyl, (alkyl)pyridimidinyl, (substituted or unsubstituted pyrimidinyl)alkyl, substituted or unsubstituted pyridinyl, (substituted or unsubstituted pyridinyl)alkyl, substituted or unsubstituted benzoyl, (substituted or unsubstituted cycloalkyl)methoxy and oxo.

- 5 [0081] In another exemplary embodiment, each R¹³ is a member selected from 2-chlorophenyl, 3-fluorobenzyl, phenyl, methyl, phenoxyethyl, hydroxy, fluorobenzyl, 3-methylphenoxy, 3-methylphenyl, 1H-pyrazolyl, cyano(fluoro)phenoxy, fluoro(methyl)phenyl, chlorophenyl, 2-methoxybenzyl, benzyl, 2-methylphenoxy, 3-fluoro-4-methoxybenzyl, 2-chlorophenoxy, 3-methoxyphenyl, 2,5-dimethylphenyl, 4-methoxyphenoxy, 2-methylphenoxy, 10 4-methoxybenzyl, 4-methylphenyl, 1-oxo-1,3-dihydro-2H-isoindol-2-yl, 3-benzyloxy, 2-methylpyrimidin-4-yl, 5-fluoropyridin-2-yl, 3-methoxyphenyl, 3-fluorophenyl, 4-fluorobenzyl, 4-fluorophenyl, phenoxyethyl, 6-methylpyridinyl, 2-phenylethyl, 3-methylphenyl, 2-cyclopropyl, 2-methoxyphenyl, 2-fluorobenzyl, 3-chlorophenoxy, 4-chlorophenyl, pyrimidinylmethyl, 3-methoxybenzyl, 6-methylpyridin-2-yl, 2-methylpyridin-3-yl, pyridin-15 2-ylmethyl, 4,6-dimethylpyridin-2-yl, 2-chlorophenoxy, 4-methylpyridin-2-yl, 4-methylphenoxy, 4-methylphenyl, benzoyl, 3-methoxypropoxy, 3,5-difluorophenoxy, 3-methoxybenzyl, 4-fluorophenoxy, 3-cyanophenoxy, 3-phenoxyethyl, cyclopropylmethoxy, 4-methoxybenzyl, pyrimidin-5-ylmethyl, 3-methoxyphenyl, oxo, 3-methylbenzyl, phenoxy, 3-cyanophenoxy, 3-chlorobenzyl, hydroxymethyl, 4-methoxyphenyl and 2-fluorophenyl.
- 20 [0082] In an exemplary embodiment, Q is a member selected from (4aR,9aS)-2,3,9,9a-tetrahydroindeno[2,1-b][1,4]oxazin-4(4aH)yl, (4aS,9aR)-2,3,9,9a-tetrahydroindeno[2,1-b][1,4]oxazin-4(4aH)yl, (5-chloro)3,4-dihydroisoquinolinyl, dihydroisoquinolinyl, (5-chloro)-1,3dihydro-2H-isoindolyl, (4-chloro)-1,3dihydro-2H-isoindolyl and (3S, 3aR, 6R, 7aS)-8-oxo-2-phenyloctahydro-1H-3,6-methanoindolyl.
- 25 [0083] In an exemplary embodiment, said R⁵ and R⁶, along with the nitrogen atom to which they are both attached, is a member selected from substituted or unsubstituted thiomorpholinyl, substituted or unsubstituted piperidinyl, substituted or unsubstituted morpholinyl, substituted or unsubstituted pyrrolidinyl, substituted or unsubstituted oxazepanyl, substituted or unsubstituted oxazinanyl, substituted or unsubstituted azepanyl and substituted or unsubstituted piperazinyl.
- 30 [0084] In an exemplary embodiment, said R⁵ and R⁶, along with the nitrogen atom to which they are both attached, is a member selected from substituted or unsubstituted 1,4 oxazepanyl and substituted or unsubstituted 1,3 oxazinanyl.

[0085] In an exemplary embodiment, said R⁵ and R⁶, along with the nitrogen atom to which they are both attached, is a member selected from unsubstituted thiomorpholinyl, (2-chlorophenyl)thiomorpholinyl, (3-fluorobenzyl)piperidinyl, (3-phenyl)morpholinyl, methyl(phenoxy)methylpyrrolidinyl, hydroxy(fluorobenzyl)1,4-oxazepanyl, (3-methylphenoxy)piperidinyl, methyl(3-methylphenyl)morpholinyl, (1H-pyrazolyl)ethyl, (phenyl)pyrrolidinyl, (cyano(fluoro)phenoxy)piperidinyl, (fluoro(methyl)phenyl)piperidinyl, methyl(chlorophenyl)piperidinyl, (2-methoxybenzyl)piperidinyl, (2-benzyl)pyrrolidinyl, (2-methylphenoxy)pyrrolidinyl, (3-fluoro-4-methoxybenzyl)-1,4-oxazepanyl, (2-chlorophenoxy)pyrrolidinyl, (3-methoxyphenyl)piperidinyl, (2,5-dimethylphenyl)pyrrolidinyl, (4-methoxyphenoxy)piperidinyl, (2-methylphenoxy)pyrrolidinyl, phenylpyrrolidinyl, (4-methoxybenzyl)pyrrolidinyl, (4-methylphenyl)piperidinyl, (1-oxo-1,3-dihydro-2H-isoindol-2-yl)methylmorpholinyl, (3-benzyloxy)piperidinyl, (2-methylpyrimidin-4-yl)pyrrolidinyl, 2-benzyl-1,3-oxazinanyl, (2-chlorophenyl)pyrrolidinyl, (5-fluoropyridin-2-yl)methyl-1,4-oxazepanyl, (3-methoxyphenyl)piperidinyl, (3-fluorophenyl)(hydroxy)piperidinyl, (3-fluorophenyl)piperidinyl, (4-fluorobenzyl)piperidinyl, (4-fluorophenyl)thiomorpholinyl, (phenoxy)methylpiperidinyl, (6-methylpyridinyl)methyl-1,4-oxazepanyl, (2-phenylethyl)pyrrolidinyl, (3-methylphenyl)pyrrolidinyl, (2-cyclopropyl)morpholinyl, (2-methoxyphenyl)morpholinyl, (2-fluorobenzyl)pyrrolidinyl, (3-chlorophenoxy)methylmorpholinyl, (4-chlorophenyl)(hydroxy)piperidinyl, (pyrimidinylmethyl)piperidinyl, (2-pyridin-2-yl)piperidinyl, (2-phenyl)piperidinyl, (3-methoxybenzyl)pyrrolidinyl, (6-methylpyridin-2-yl)methylpiperidinyl, [(2-methylpyridin-3-yl)oxy]methylmorpholinyl, (pyridin-2-ylmethyl)piperidinyl, [(4,6-dimethylpyridin-2-yl)methyl]azepanyl, (2-chlorophenoxy)pyrrolidinyl, (4-methylpyridin-2-yl)methylpyrrolidinyl, (4-methylphenoxy)piperidinyl, hydroxy(4-methylphenyl)piperidinyl, benzoylpiperidinyl, (2-methoxyphenyl)pyrrolidinyl, (pyridin-2-yl)azepanyl, (benzyl)hydroxy-1,4-oxazepanyl, (benzyl)1,4-oxazepanyl, (3-methoxypropoxy)piperidinyl, (pyridin-2-yl)piperidinyl, (3,5-difluorophenoxy)methylmorpholinyl, (3-methoxybenzyl)piperidinyl, (4-fluorophenoxy)methylpiperidinyl, (3-cyanophenoxy)piperidinyl, (2-chloro-4-fluorophenoxy)methylmorpholinyl, (3-phenoxy)methylpiperidinyl, 2-phenylazepanyl, (cyclopropylmethoxy)methylpyrrolidinyl, (4-methoxybenzyl)piperidinyl, (3,5-difluorophenoxy)methylpiperidinyl, (pyrimidin-5-ylmethyl)piperidinyl, (3-methoxyphenyl)pyrrolidinyl, (2-methoxyphenyl)azepanyl, (oxo)(3-methylbenzyl)piperazinyl, 3-phenoxy-piperidinyl, (3-cyanophenoxy)methylpiperidinyl, (3-chlorobenzyl)pyrrolidinyl,

(hydroxymethyl)(4-methoxyphenyl)pyrrolidinyl, (2-fluorophenyl)pyrrolidinyl, (3-benzyl)pyrrolidinyl and (pyridin-2-yl)pyrrolidinyl.

[0086] In an exemplary embodiment, R⁶ is a member selected from



wherein v is an integer selected from 0 to 3;

w is an integer selected from 0 to 2;

X is a member selected from O and N;

each R¹⁰ is a member independently selected from halogen, cyano, hydroxyl, substituted or unsubstituted C₁-C₄ alkyl, substituted or unsubstituted C₃-C₈ cycloalkyl, substituted or unsubstituted C₁-C₄ alkyloxy, substituted or unsubstituted phenoxy, substituted or unsubstituted phenyl, substituted or unsubstituted heteroaryl and trifluoromethylthio;

R^{10a} is a member selected from H, (C₁-C₄)alkyl, substituted or unsubstituted C₃-C₈ cycloalkyl, substituted or unsubstituted phenyl, substituted or unsubstituted heteroaryl, and substituted or unsubstituted benzyl;

R⁷, R^{7a}, R⁸, R^{8a}, R⁹ and R^{9a} are each members independently selected from H, halogen, cyano, hydroxyl, substituted or unsubstituted C₁-C₄ alkyl, substituted or unsubstituted C₃-C₈ cycloalkyl, substituted or unsubstituted C₃-C₈ heterocycloalkyl, substituted or unsubstituted C₁-C₄ alkyloxy, substituted or

unsubstituted phenyloxy, trifluoromethylthio, substituted or unsubstituted pyrazolyl, substituted or unsubstituted heteroaryl C₁-C₄ alkyl;

with the proviso that R⁷ and R^{7a} are optionally joined with C* to form a member selected from a carbonyl and substituted and unsubstituted 3- to 7-membered ring;

with the further proviso that R⁸ and R^{8a} are optionally joined with C** to form a member selected from a carbonyl and substituted and unsubstituted 3- to 7-membered ring;

with the further proviso that R⁹ and R^{9a} are optionally joined with C*** to form a member selected from a carbonyl and substituted and unsubstituted 3- to 7-membered ring;

with the further proviso that R⁷ and R⁸ are optionally joined, along with the atoms to which they are attached, to form a 3- to 7-membered ring;

with the further proviso that R⁸ and R⁹ are optionally joined, along with the atoms to which they are attached, to form a 3- to 7-membered ring;

with the further proviso that R⁷ and R⁹ are optionally joined, along with the atoms to which they are attached, to form a 3- to 7-membered ring;

with the further proviso that R⁷ and R¹⁰ are optionally joined, along with the atoms to which they are attached, to form a 3- to 7-membered ring;

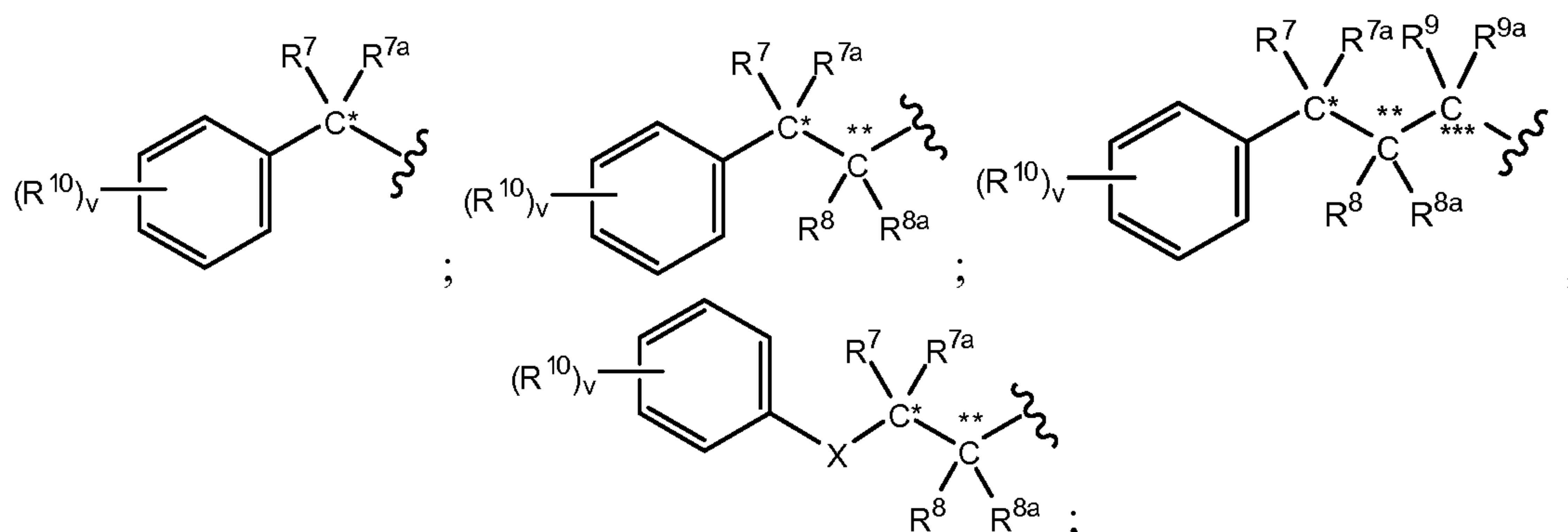
with the further proviso that R⁸ and R¹⁰ are optionally joined, along with the atoms to which they are attached, to form a 3- to 7-membered ring.

with the further proviso that R⁹ and R¹⁰ are optionally joined, along with the atoms to which they are attached, to form a 3- to 7-membered ring.

with the further proviso that when v is 2 or 3, each R¹⁰ are optionally joined, along with the atoms to which they are attached, to form a 3- to 7-membered ring. In an exemplary embodiment, R¹⁰ is substituted or unsubstituted pyrazolyl.

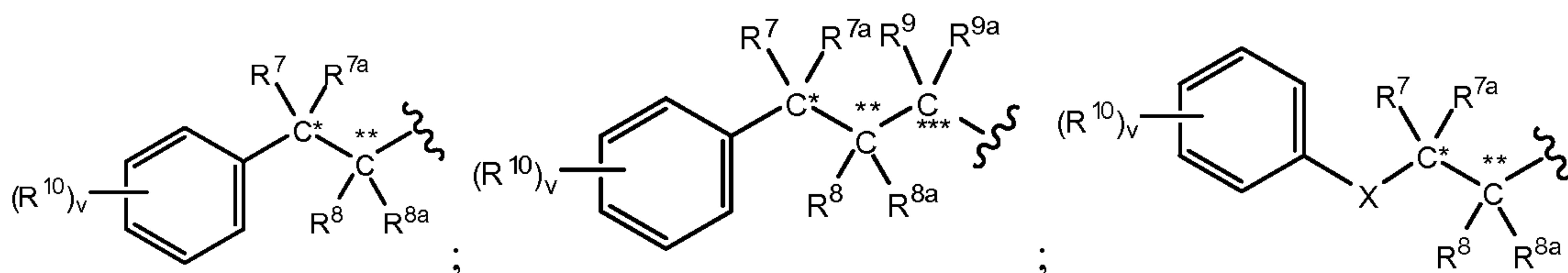
[0087] In an exemplary embodiment, R⁷, R^{7a}, R⁸, R^{8a}, R⁹ and R^{9a} are each members independently selected from H, hydroxy, 2-hydroxyethyl, methyl, (S)-methyl, (R)-methyl, cyclopropyl, substituted or unsubstituted isoxazol-5-yl, (substituted or unsubstituted C₁-C₄ alkyl) isoxazol-5-yl, methyl isoxazol-5-yl, 3-methyl isoxazol-5-yl, halogen, cyano, hydroxyl, substituted or unsubstituted C₁-C₄ alkyl, substituted or unsubstituted C₃-C₈ cycloalkyl, substituted or unsubstituted C₁-C₄ alkyloxy, substituted or unsubstituted phenyloxy, trifluoromethylthio and substituted or unsubstituted pyrazolyl.

[0088] In an exemplary embodiment, R⁶ is a member selected from

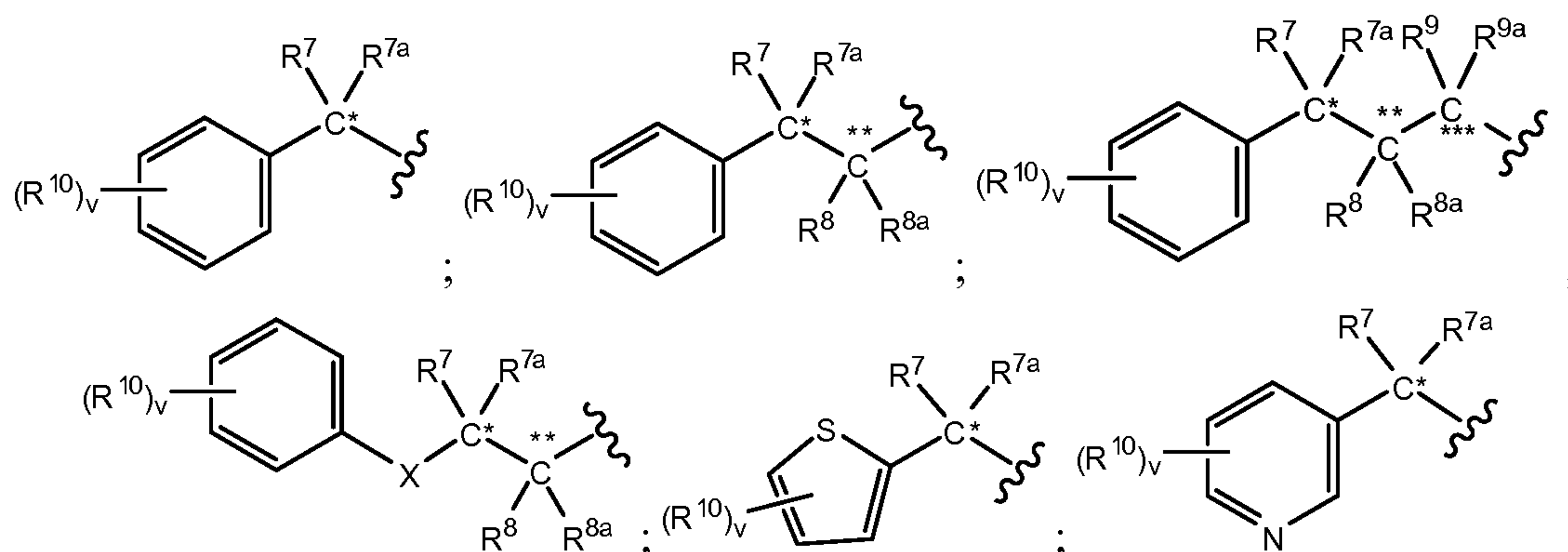


R⁷ and R^{7a} are joined with C* to form a carbonyl. R⁷ and R^{7a} are joined with C* to form a member selected from substituted or unsubstituted cyclopropyl and substituted or unsubstituted cyclopentyl, and wherein C* has a configuration which is a member selected from R and S. R⁸ and R^{8a} are joined with C** to form a member selected from substituted or unsubstituted cyclopropyl and wherein C** has a configuration which is a member selected from R and S. R⁷ and R⁸, along with the atoms to which they are attached, are joined to form substituted or unsubstituted cyclopropyl and substituted or unsubstituted tetrahydrofuran. R⁹ and R^{9a} are each members independently selected from H, 2-hydroxyethyl, methyl, (S)-methyl, (R)-methyl, halogen, cyano, hydroxyl, substituted or unsubstituted C₁-C₄ alkyl, substituted or unsubstituted C₃-C₈ cycloalkyl, substituted or unsubstituted C₁-C₄ alkyloxy, substituted or unsubstituted phenoxy, trifluoromethylthio and substituted or unsubstituted pyrazolyl.

15 [0089] In an exemplary embodiment, R⁶ is a member selected from



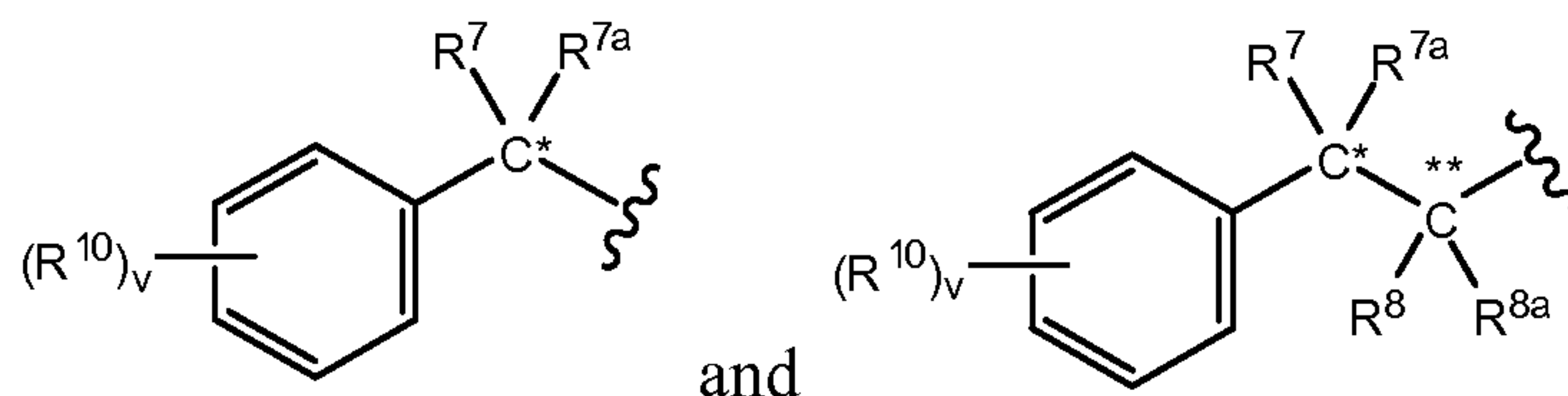
wherein R⁸, R^{8a}, R⁹ and R^{9a} are each H. In an exemplary embodiment, R⁶ is a member selected from



20

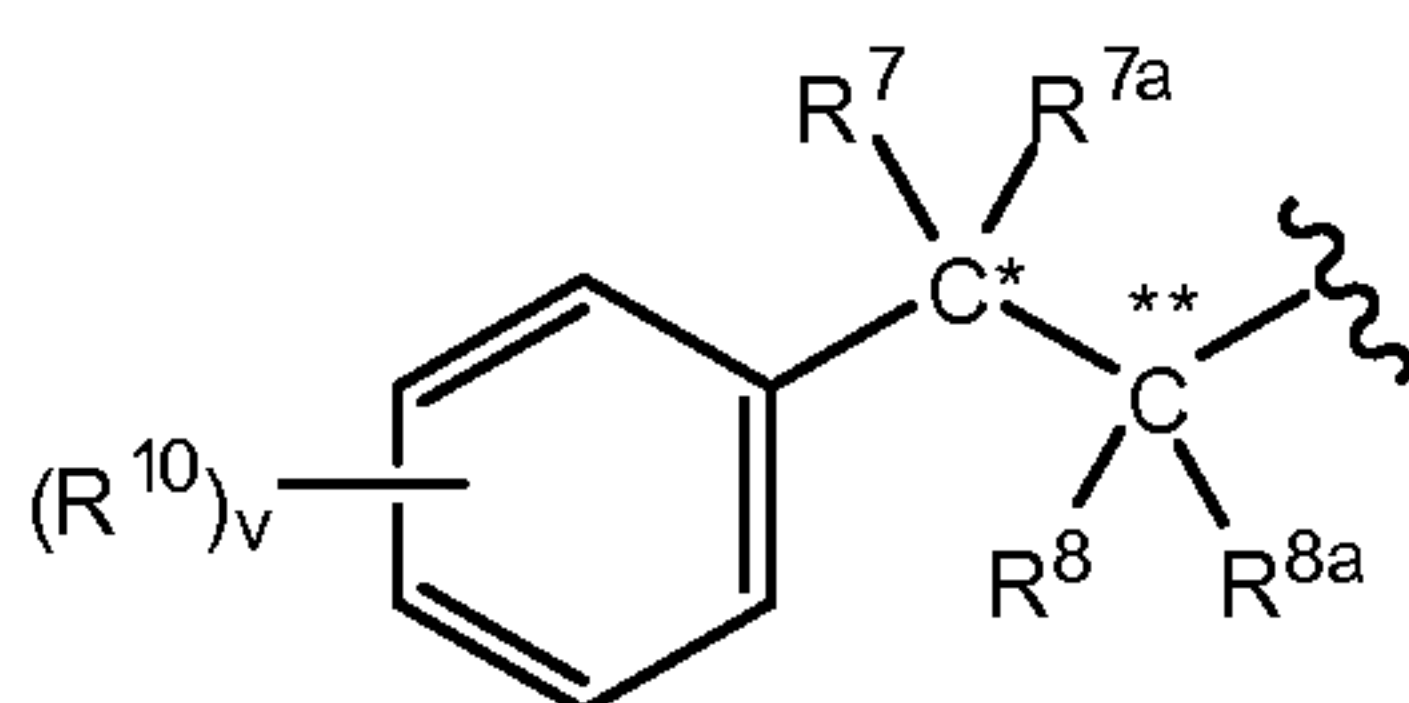
wherein R^7 and R^{7a} are each independently selected from H, methyl and hydroxy.

[0090] In an exemplary embodiment, R^6 is a member selected from



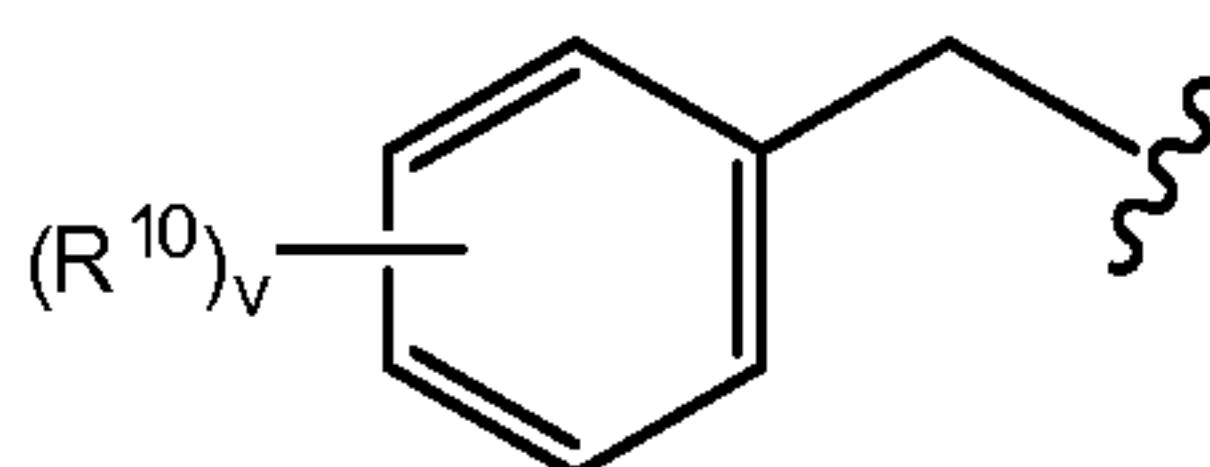
wherein R^7 is a member selected from hydroxy, methyl, ethyl and hydroxymethyl, and C^* is in
 5 a configuration which is a member selected from R and S. R^8 is a member selected from
 hydroxy, methyl, ethyl and hydroxymethyl, and C^{**} is in a configuration which is a member
 selected from R and S. R^7 and R^8 , along with C^* and C^{**} , are joined to form a member
 selected from substituted or unsubstituted cyclopropyl, substituted or unsubstituted
 tetrahydrofuran and substituted or unsubstituted cyclopentyl and wherein C^* and C^{**} are each
 10 independently in a configuration which is a member selected from R and S.

[0091] In an exemplary embodiment, R^6 is a member selected from

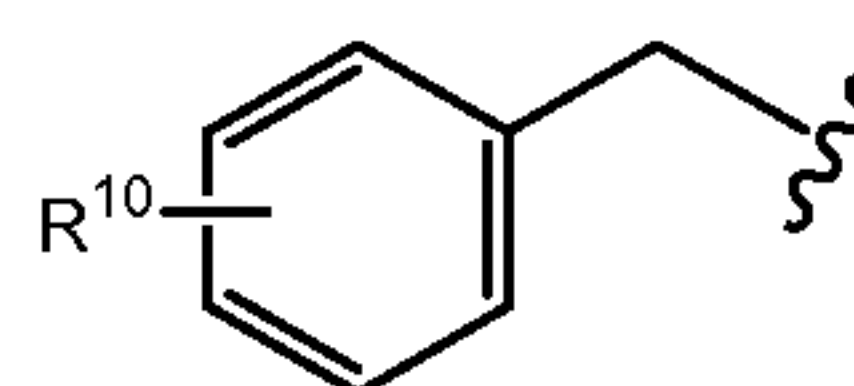


wherein R^7 and R^{7a} are joined with C^* to form a carbonyl; and R^8 is methyl.

[0092] In an exemplary embodiment, v is 1 and R^{10} is a member selected from halogen,
 15 cyano, hydroxyl, substituted or unsubstituted methyl, substituted or unsubstituted methoxy,
 substituted or unsubstituted methylthio, substituted or unsubstituted ethoxy, substituted or
 unsubstituted isopropoxy, cyclopropyl, pyrazol-1-yl, substituted or unsubstituted phenyl,
 substituted or unsubstituted benzyl. In an exemplary embodiment, v is 1 and R^{10} is a member
 selected from fluoro, chloro, cyano, hydroxyl, methyl, trifluoromethyl, methoxy,
 20 trifluoromethoxy, difluoromethoxy, isopropoxy, cyclopropyl, ethoxy, pyrazol-1-yl, phenyl,
 chlorophenyl and chlorobenzyl.

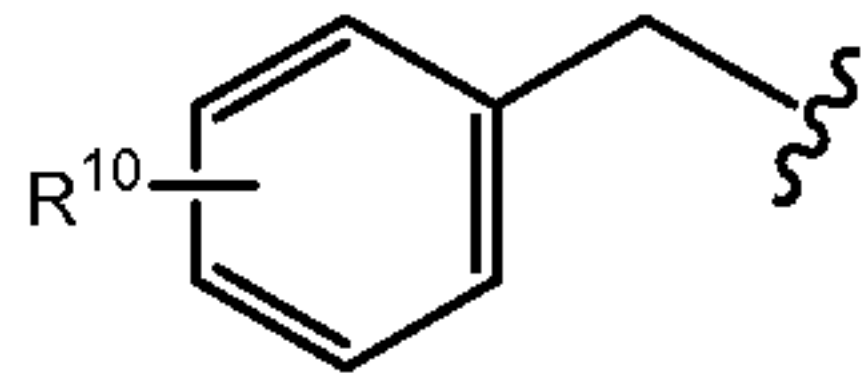


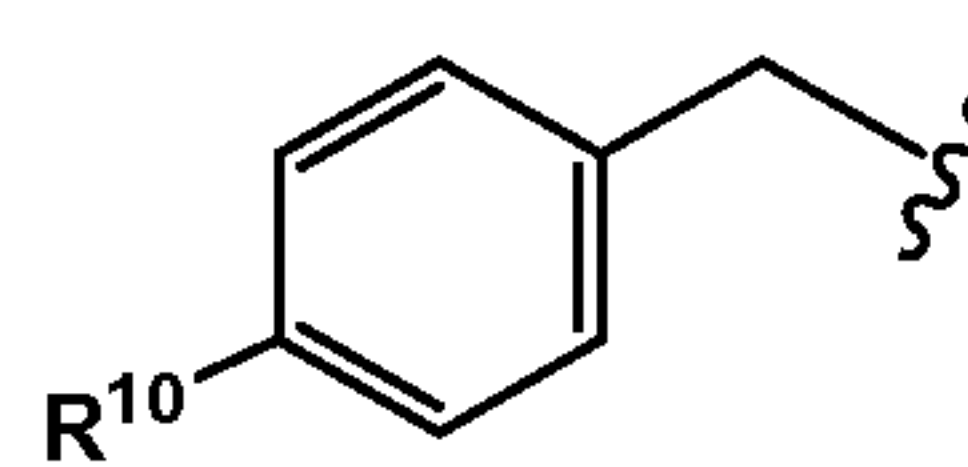
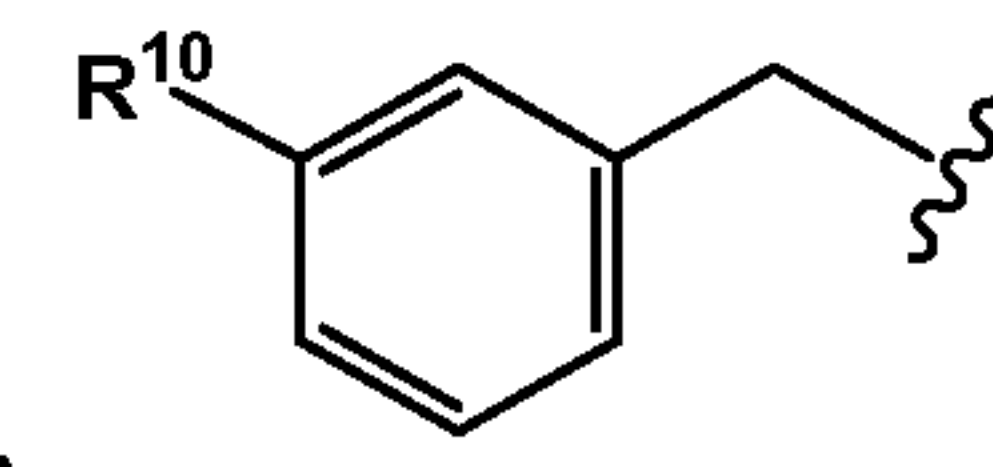
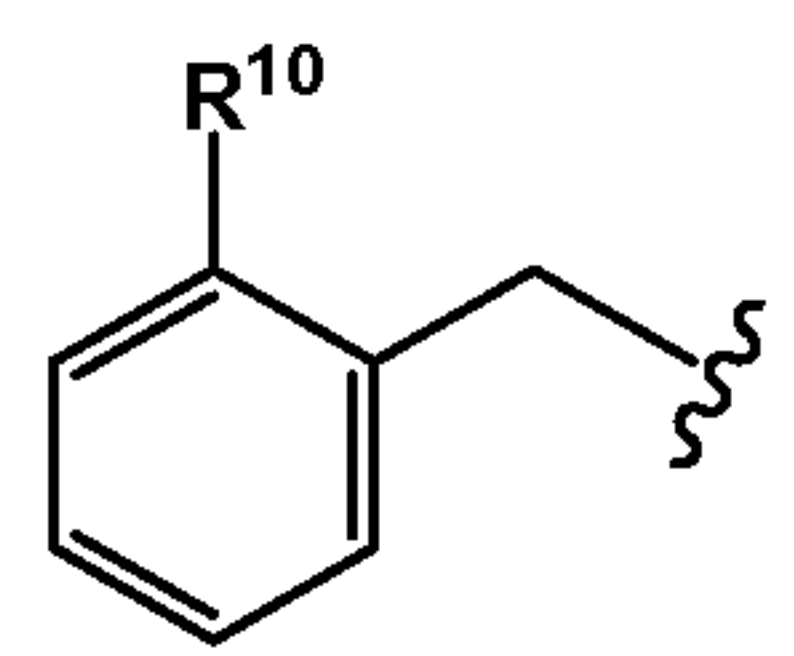
[0093] In an exemplary embodiment, R^6 is . In an exemplary

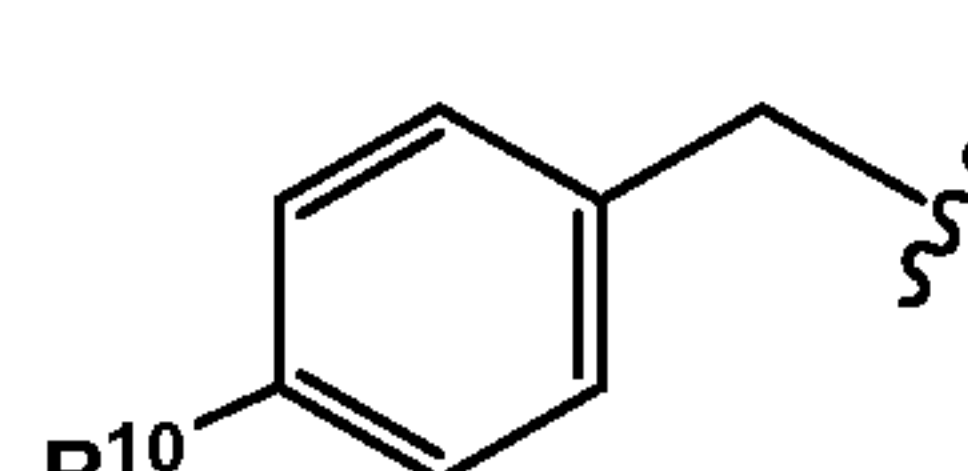
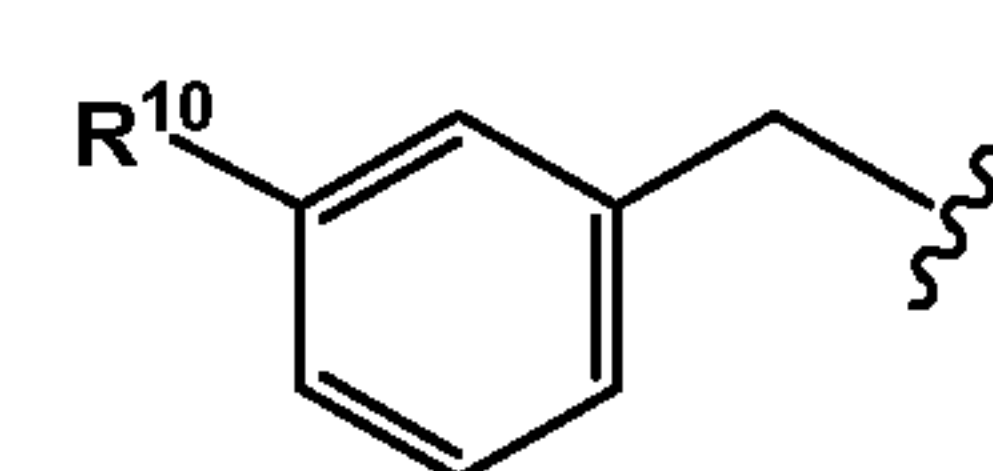
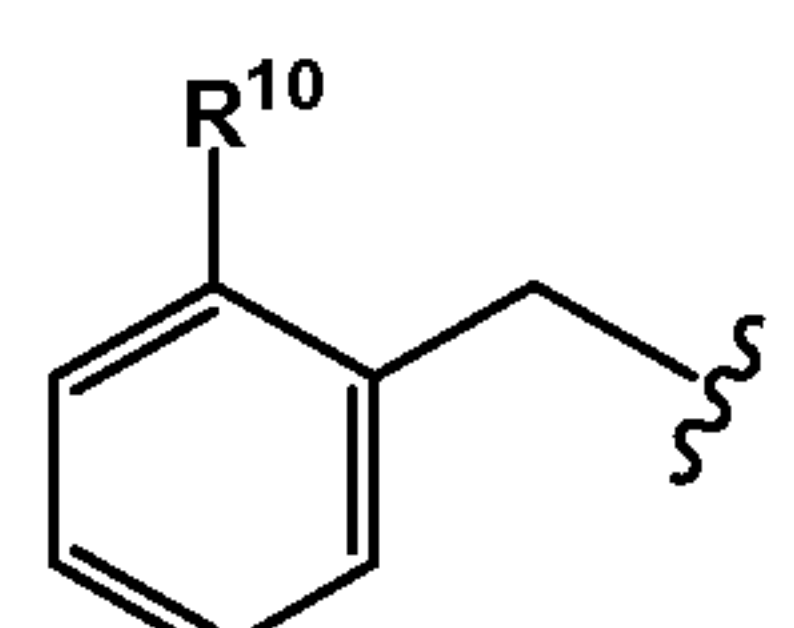


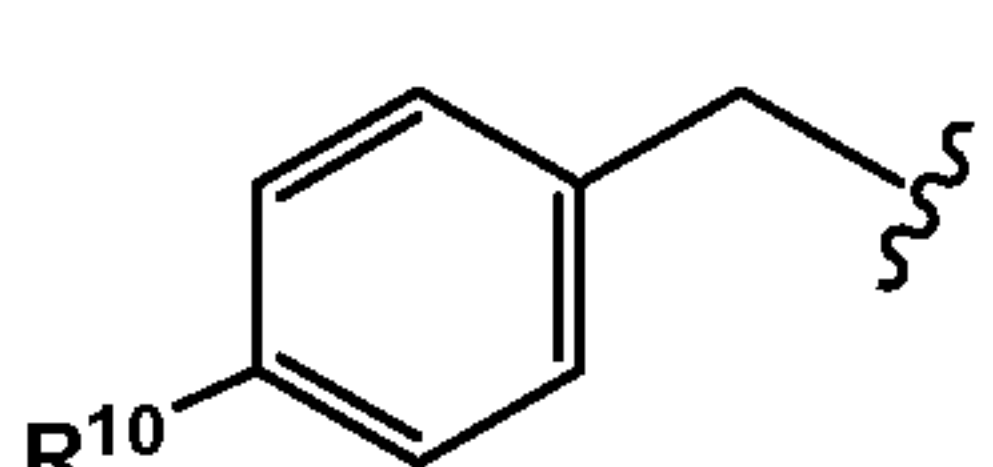
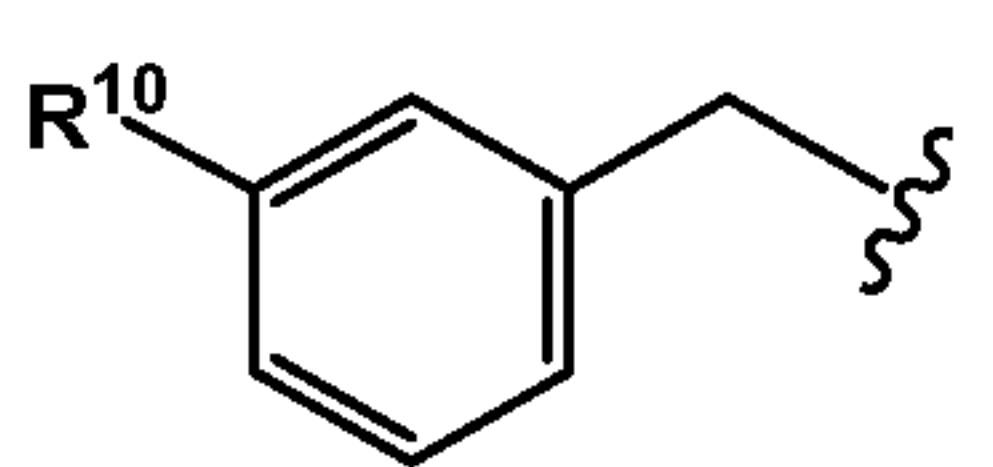
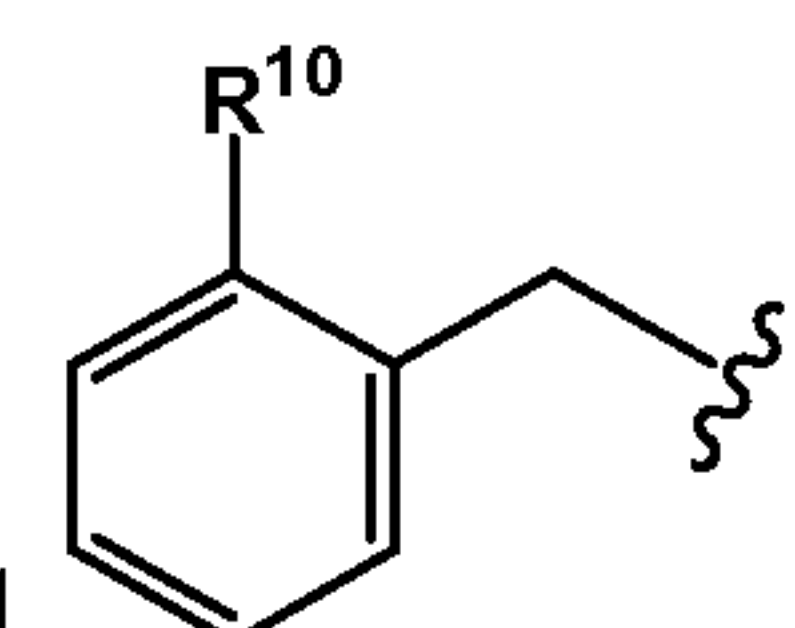
embodiment, v is 1. In an exemplary embodiment, R^6 is and R^{10} is a member
 selected from halogen, cyano, hydroxyl, substituted or unsubstituted methyl, substituted or

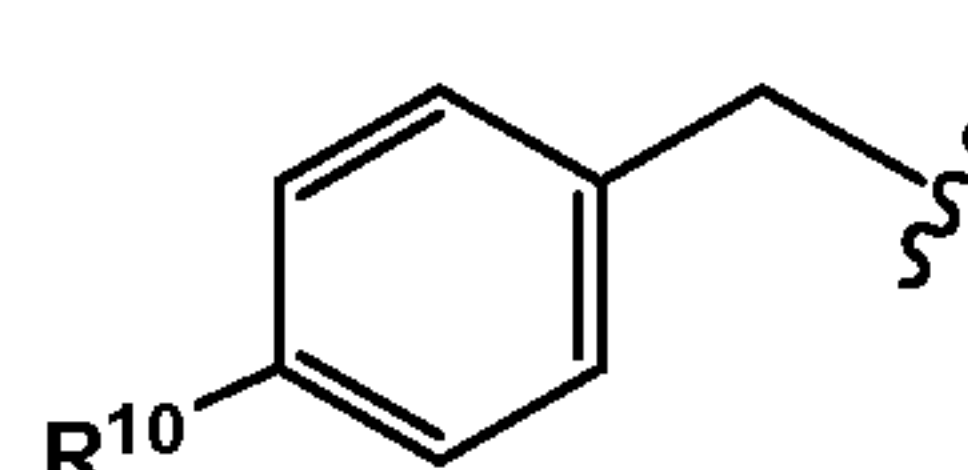
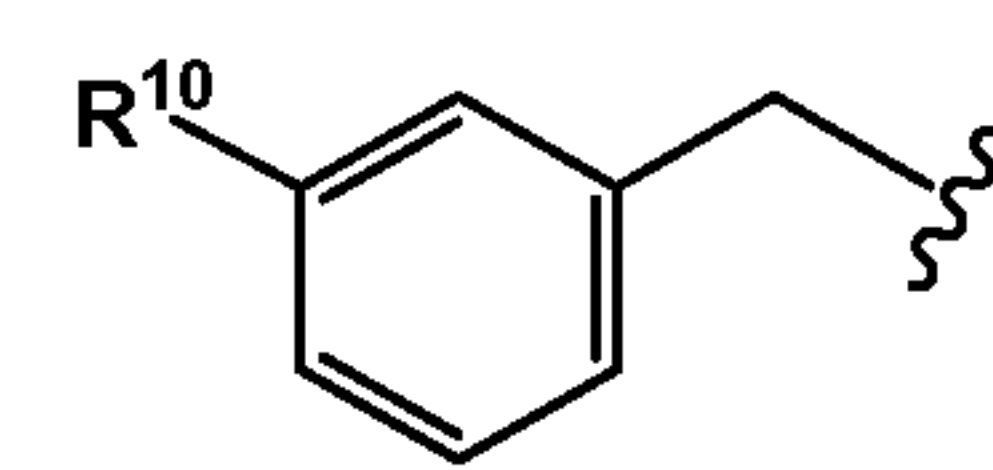
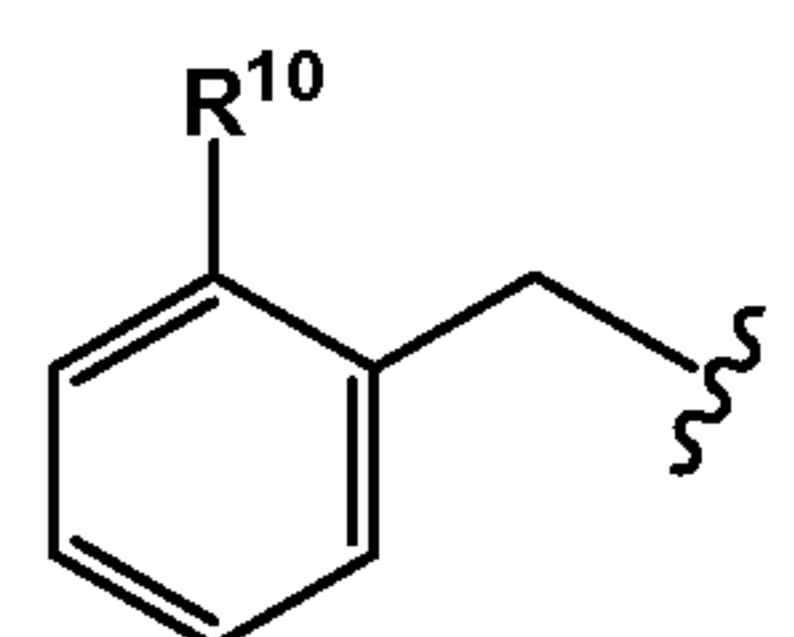
unsubstituted methoxy, substituted or unsubstituted methylthio, substituted or unsubstituted ethoxy, substituted or unsubstituted isopropoxy, cyclopropyl, t-butyl, pyrazol-1-yl, substituted or unsubstituted phenyl, substituted or unsubstituted benzyl. In an exemplary

embodiment, R^6 is  and R^{10} is a member selected from trifluoromethoxy, trifluoromethyl, chloro and fluoro. In an exemplary embodiment, R^6 is a member selected from

,  and . In an exemplary embodiment, R^6 is a member selected from

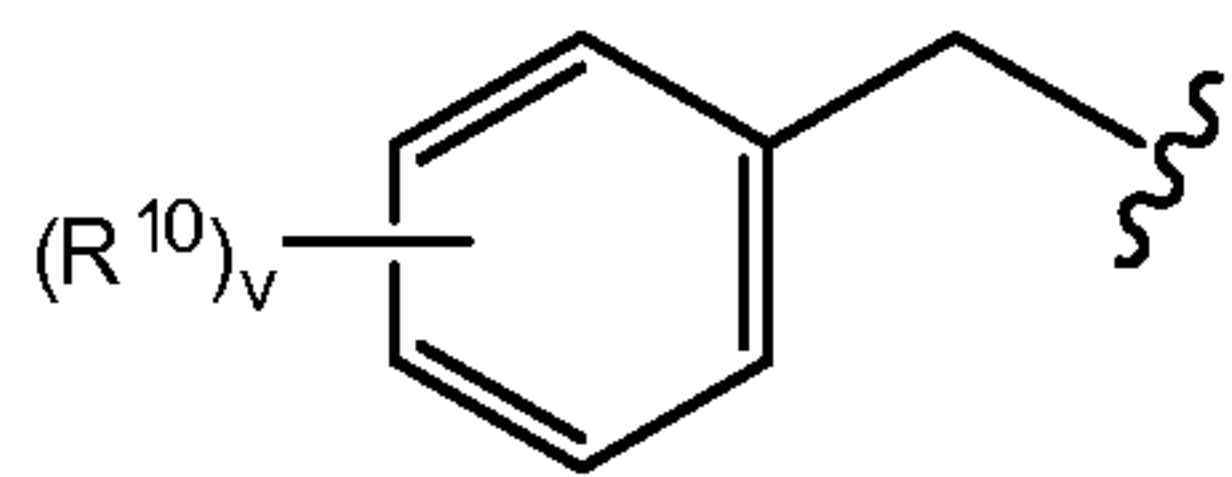
,  and , and R^{10} is a member selected from trifluoromethoxy, trifluoromethyl, chloro and fluoro, R^{10} is a member selected from halogen, cyano, hydroxyl, substituted or unsubstituted C_1 - C_4 alkyl, substituted or unsubstituted C_3 - C_8 cycloalkyl, substituted or unsubstituted C_1 - C_4 alkyloxy, substituted or unsubstituted phenoxy, trifluoromethylthio and substituted or unsubstituted pyrazolyl. In an exemplary embodiment,

R^6 is a member selected from ,  and , and R^{10} is a member selected from trifluoromethoxy, trifluoromethyl, chloro and fluoro. In an exemplary embodiment, R^5 is H, and R^6 is a member selected from

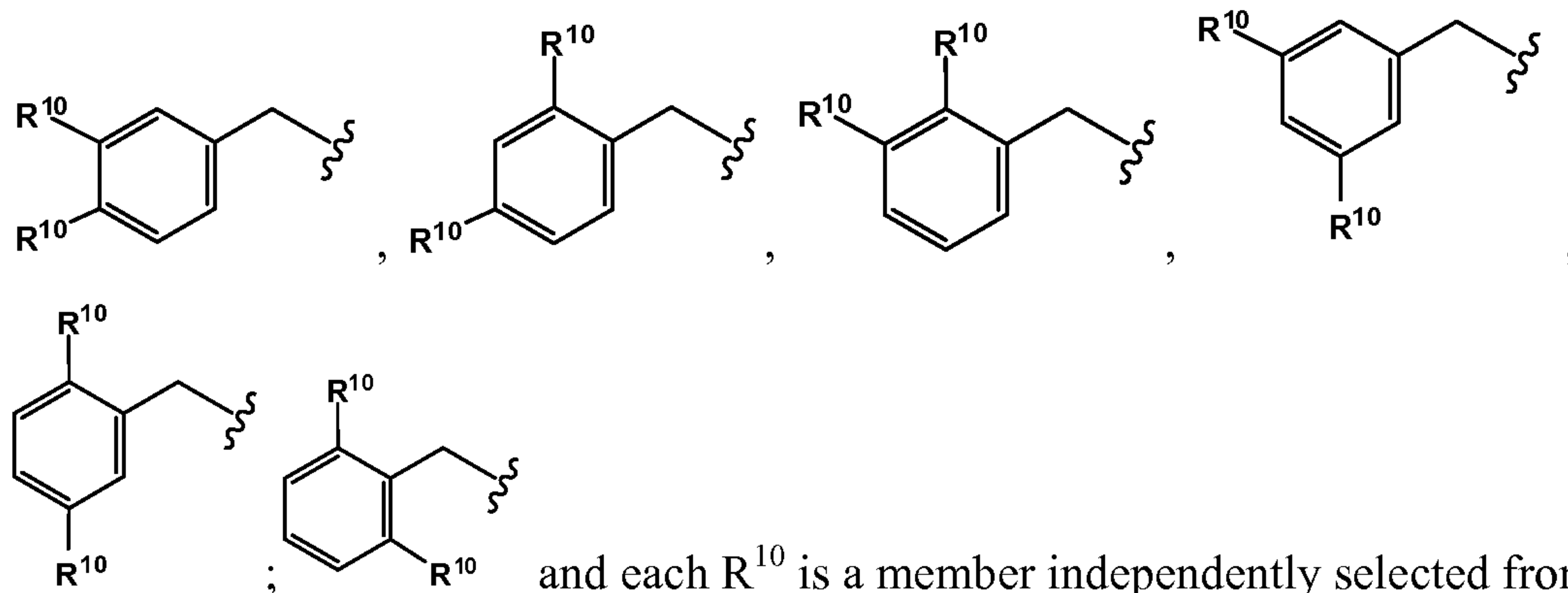
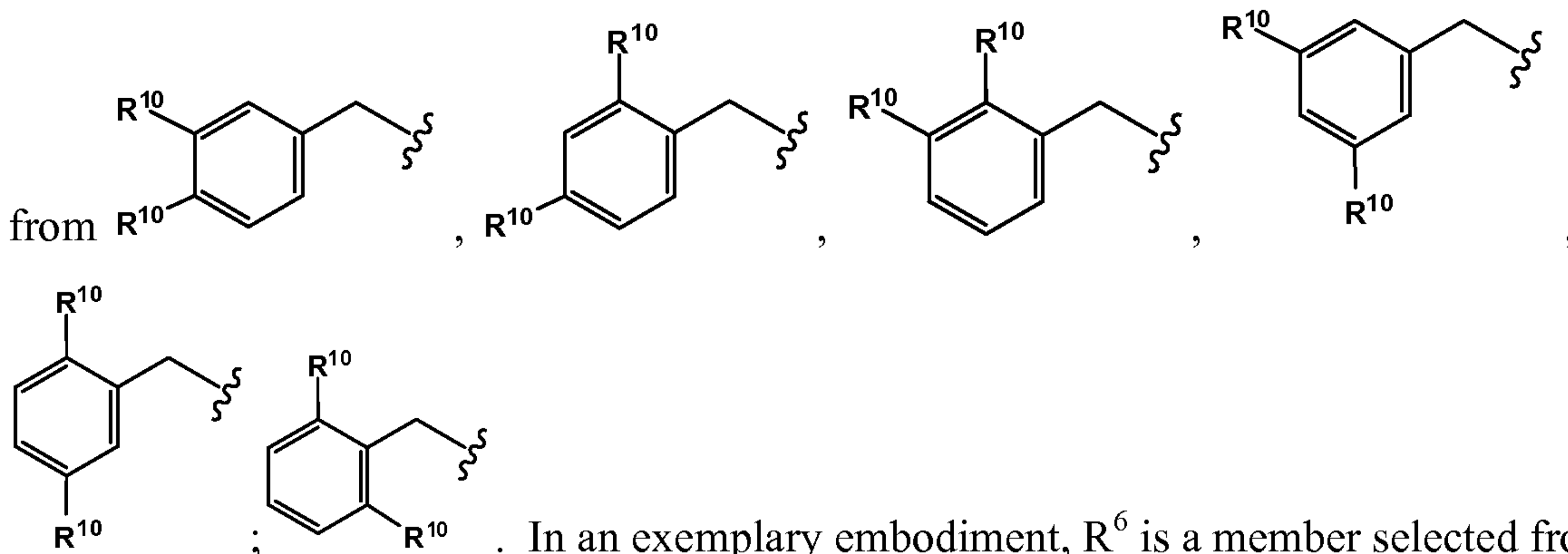
,  and , and R^{10} is a member selected from trifluoromethoxy, trifluoromethyl, chloro and fluoro. In an exemplary embodiment, R^5 is H, and R^6 is a member selected from (4-trifluoromethyl)benzyl, (3-trifluoromethyl)benzyl, (2-trifluoromethyl)benzyl, (4-trifluoromethoxy)benzyl, (3-trifluoromethoxy)benzyl, (2-trifluoromethoxy)benzyl, (4-fluoro)benzyl, (4-chloro) benzyl, (3-fluoro)benzyl, (3-chloro)benzyl, (2-fluoro)benzyl, (2-chloro)benzyl, (4-methyl)benzyl, (3-methyl)benzyl, (2-methyl)benzyl, (4-t-butyl)benzyl, (4-phenyl)benzyl, (3-phenyl)benzyl, (2-phenyl)benzyl,

(cyclopropyl)benzyl, (4-phenoxy)benzyl, (3-phenoxy)benzyl, (3-[1H-pyrazol-1-yl])benzyl, (4-[1H-pyrazol-1-yl])benzyl, (3-difluoromethoxy)benzyl, (2-difluoromethoxy)benzyl, (2-ethoxy)benzyl, (2-trifluoromethylthio)benzyl, (2-methoxy)benzyl, (3-methoxy)benzyl, (4-methoxy)benzyl, (4-cyano) benzyl, (3-cyano)benzyl and (4-isopropoxy)benzyl.

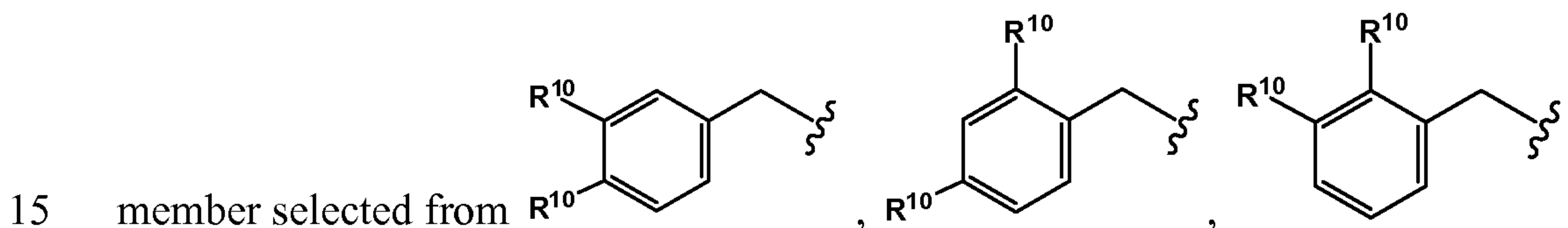
5 [0094] In an exemplary embodiment, R^6 is

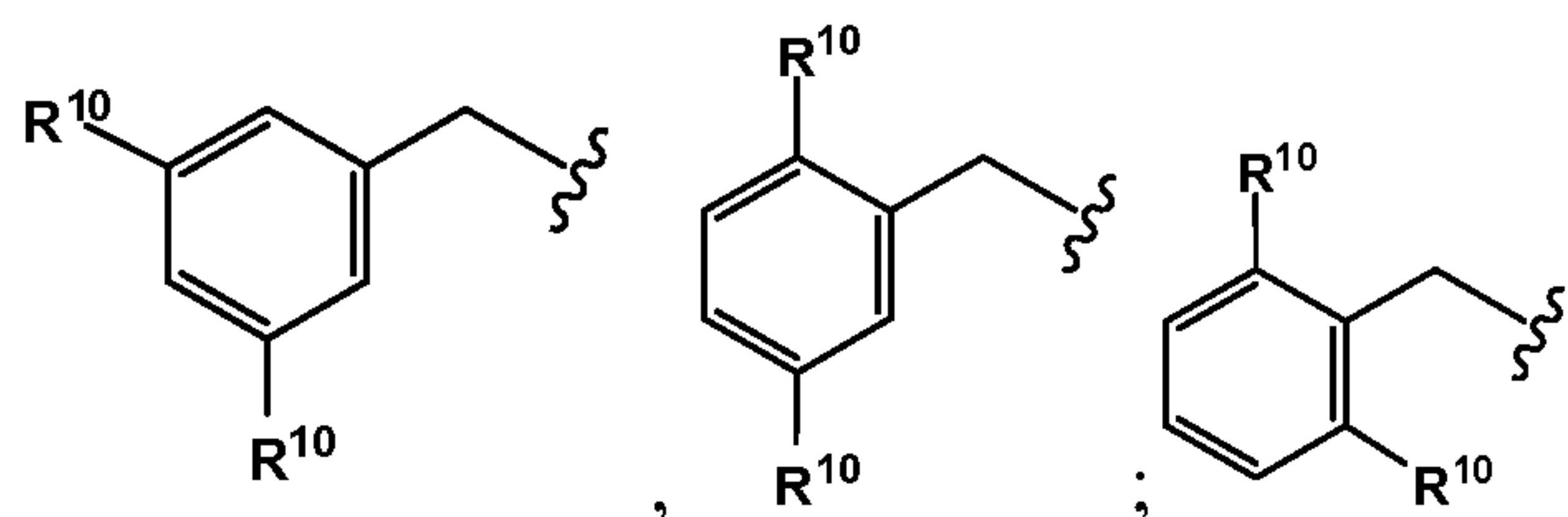


wherein v is 2. In an exemplary embodiment, R^6 is a member selected

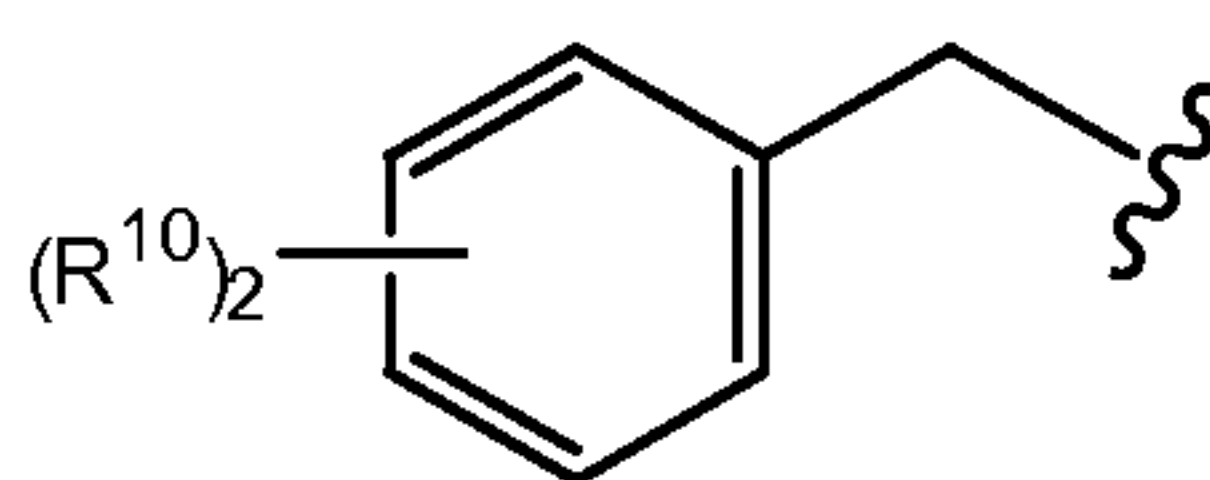


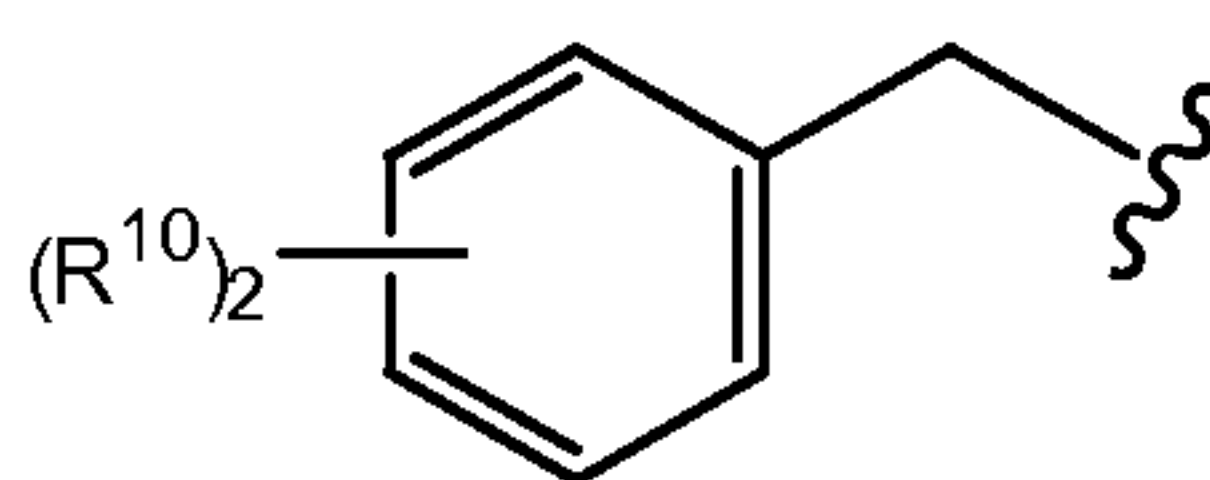
cyano, hydroxyl, substituted or unsubstituted methyl, substituted or unsubstituted methoxy, substituted or unsubstituted methylthio, substituted or unsubstituted ethoxy, substituted or unsubstituted isopropoxy, cyclopropyl, t-butyl, pyrazol-1-yl, substituted or unsubstituted phenyl, substituted or unsubstituted benzyl. In an exemplary embodiment, R^5 is H, R^6 is a

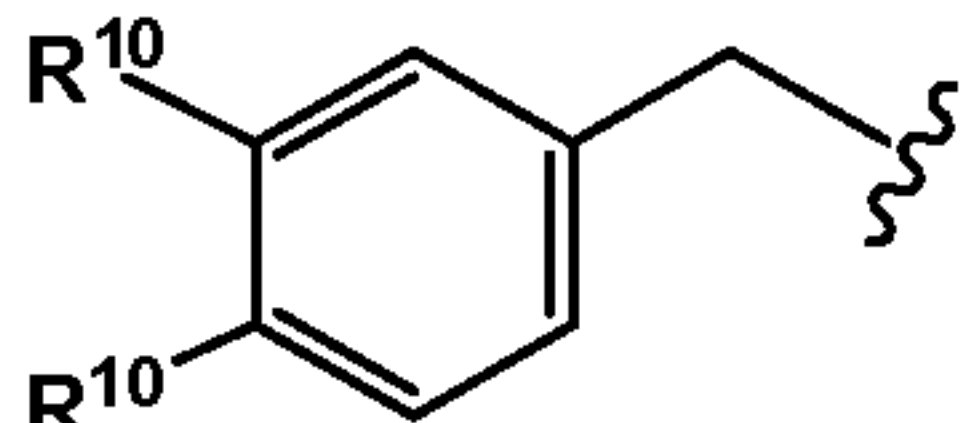


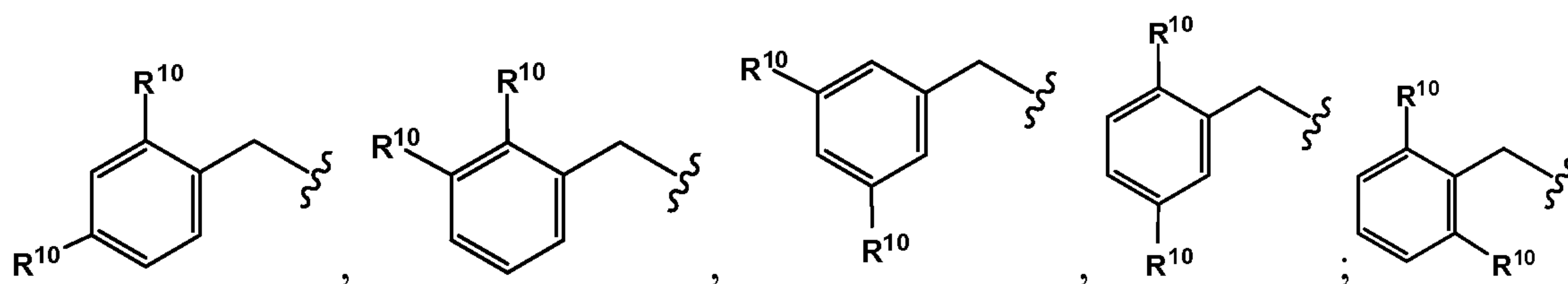


and each R^{10} is a member independently selected from halogen, cyano, hydroxyl, substituted or unsubstituted methyl, substituted or unsubstituted methoxy, substituted or unsubstituted methylthio, substituted or unsubstituted ethoxy, substituted or unsubstituted isopropoxy, cyclopropyl, t-butyl, pyrazol-1-yl, substituted or unsubstituted phenyl, substituted or unsubstituted benzyl.

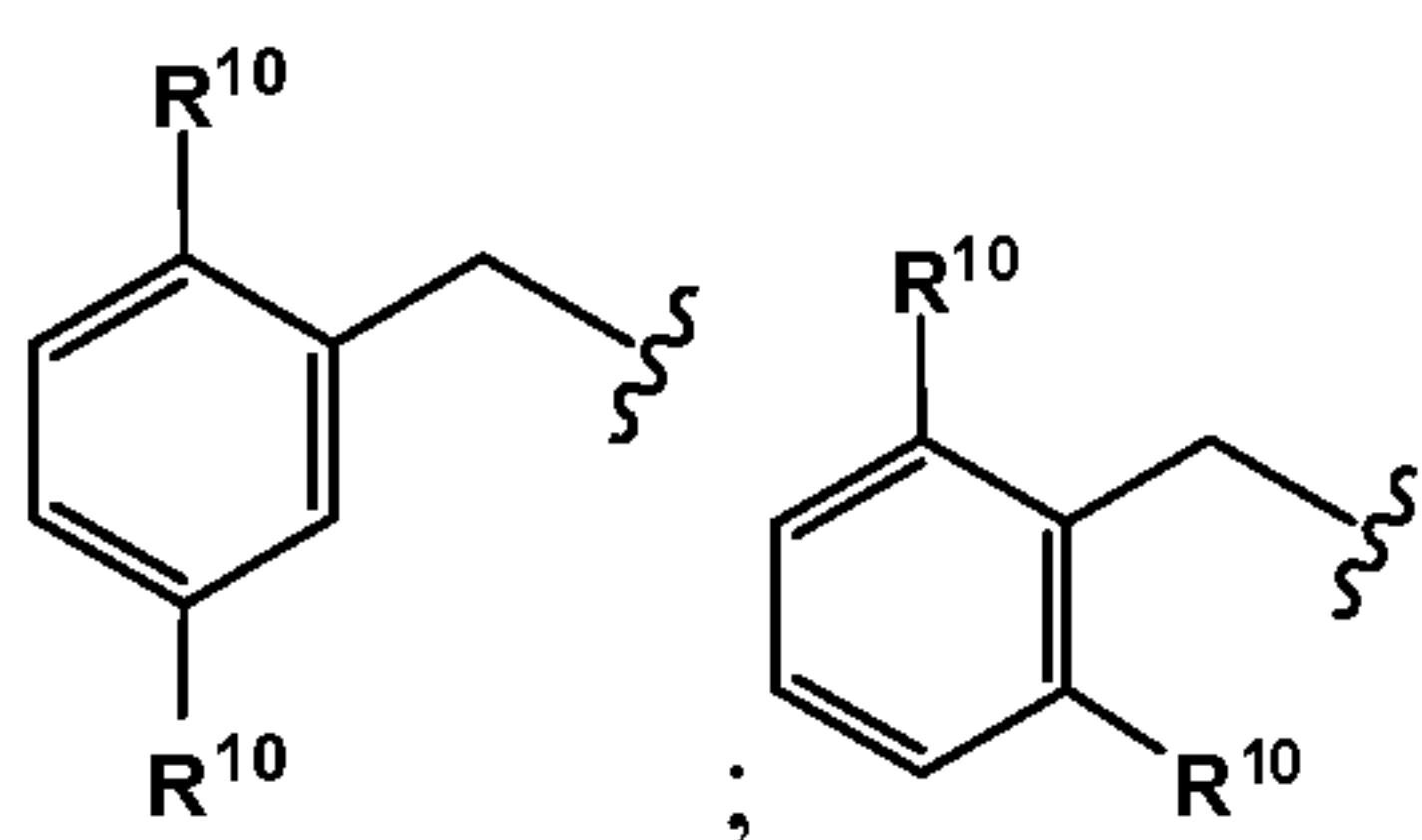
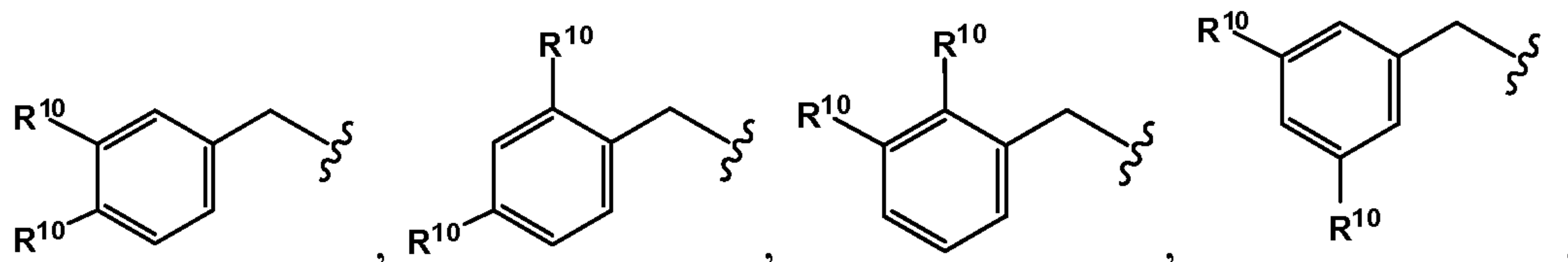


[0095] In an exemplary embodiment, R^6 is , wherein each R^{10} is a member independently selected from trifluoromethoxy, trifluoromethyl, chloro and fluoro. In

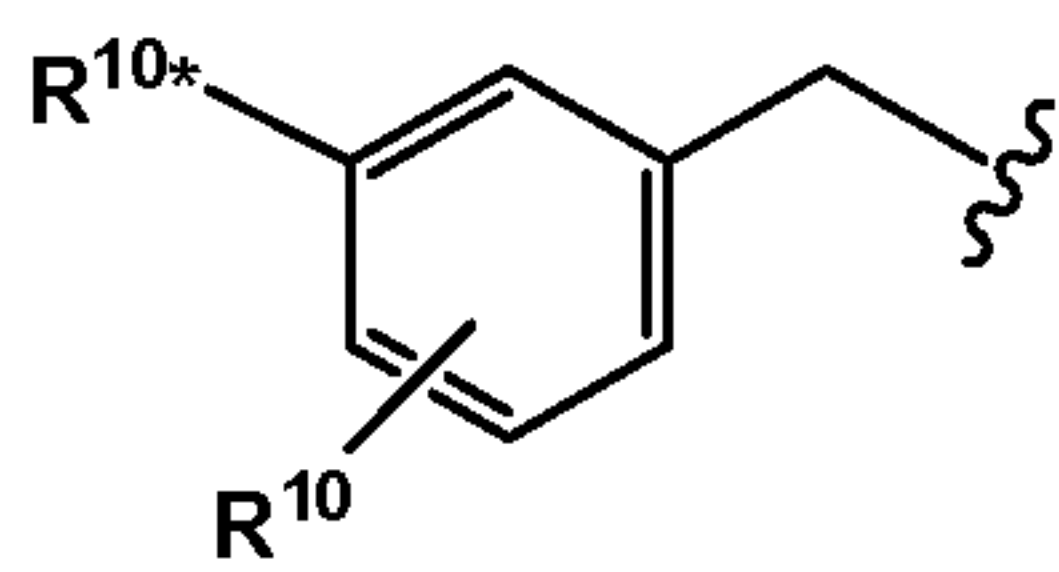
an exemplary embodiment, R^6 is a member selected from ,

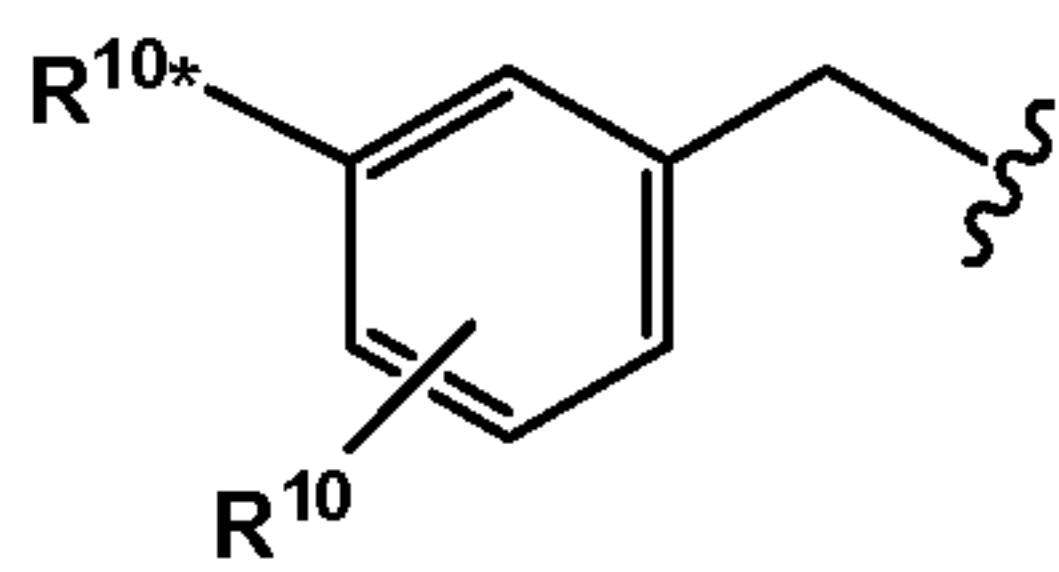


10 wherein each R^{10} is a member independently selected from trifluoromethoxy, trifluoromethyl, chloro and fluoro. In an exemplary embodiment, R^5 is H and R^6 is a member selected from

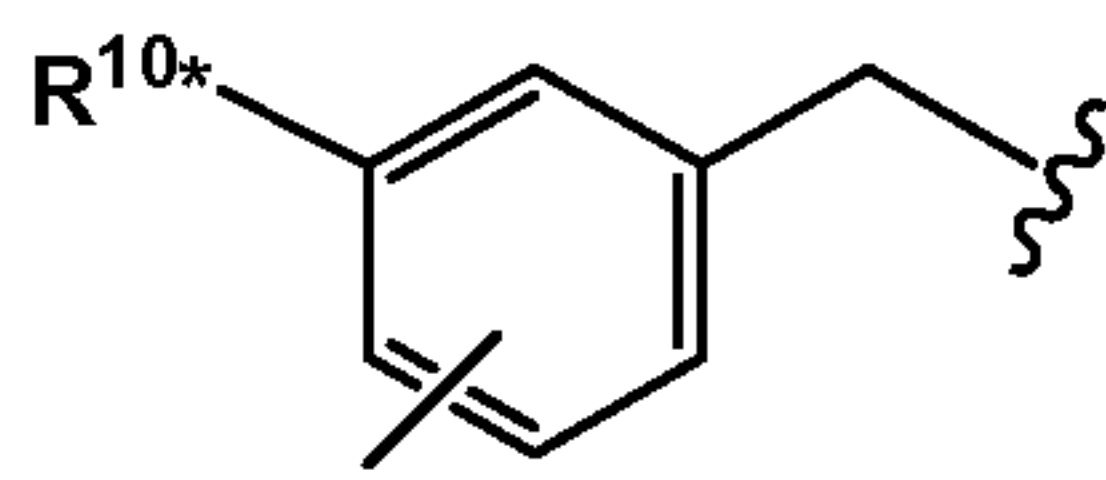


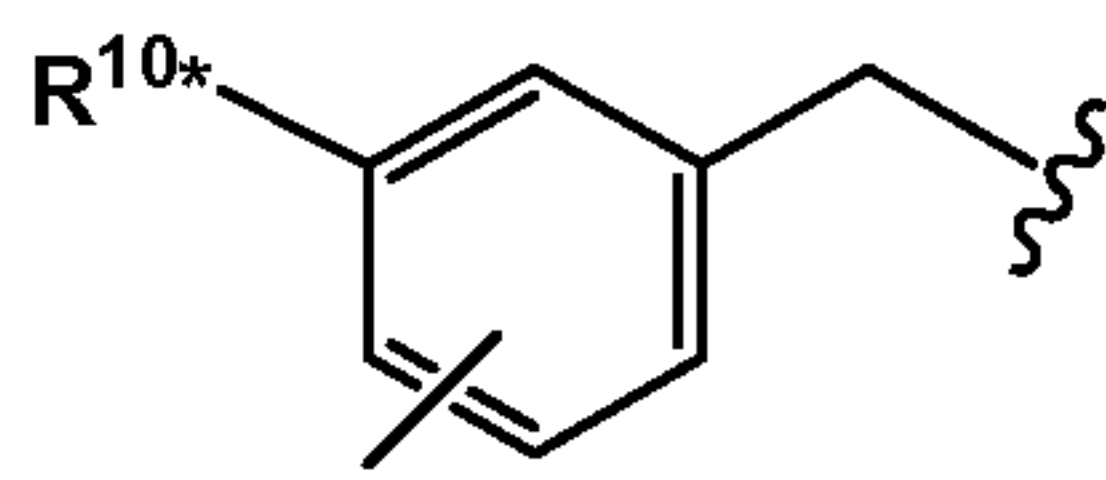
wherein each R^{10} is a member independently selected from trifluoromethoxy, trifluoromethyl, chloro and fluoro.

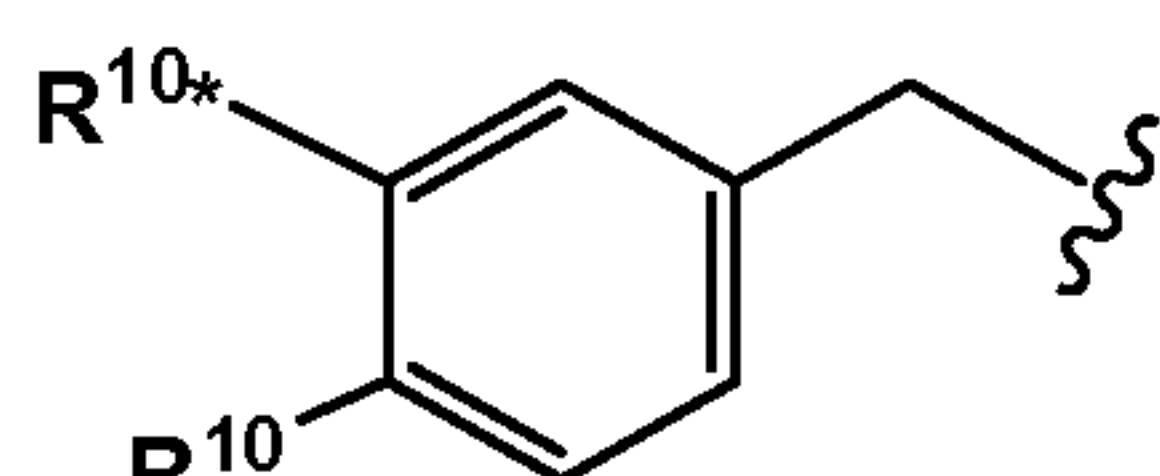


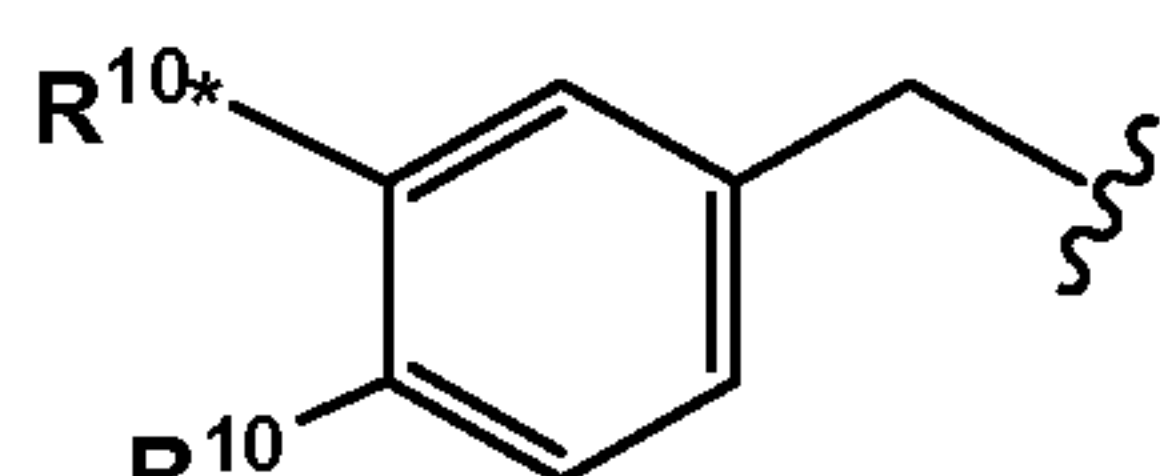
15 In an exemplary embodiment, R^6 is , wherein R^{10*} is a member selected from trifluoromethoxy, trifluoromethyl, chloro and fluoro, R^{10} is a member selected from

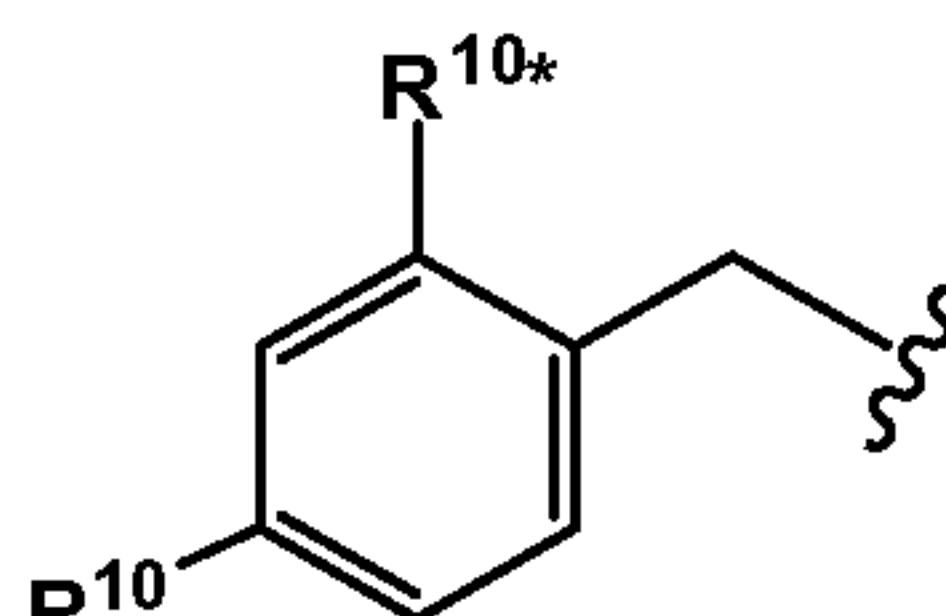
halogen, cyano, hydroxyl, substituted or unsubstituted C₁-C₄ alkyl, substituted or unsubstituted C₃-C₈ cycloalkyl, substituted or unsubstituted C₁-C₄ alkyloxy, substituted or unsubstituted phenoxy, trifluoromethylthio and substituted or unsubstituted pyrazolyl. In an exemplary

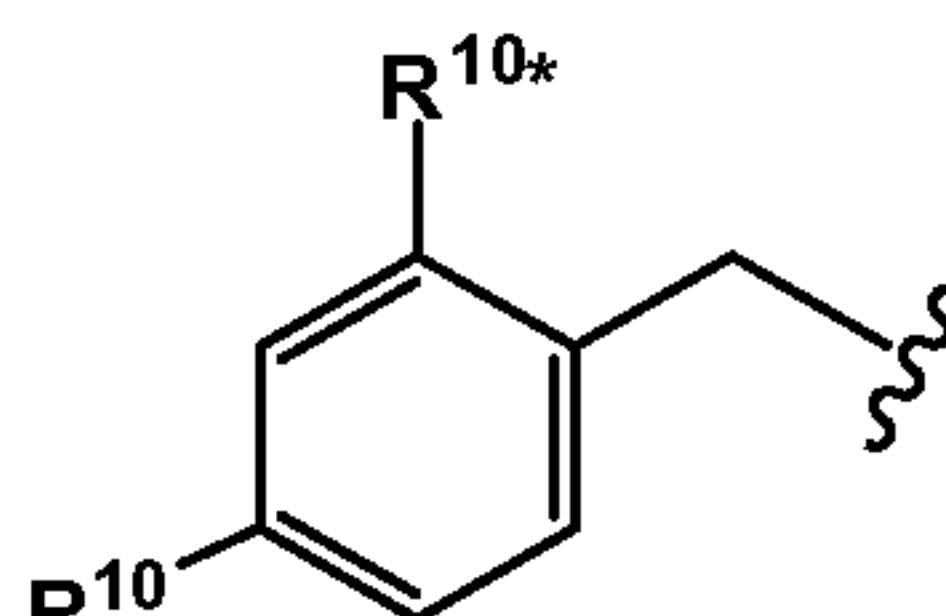


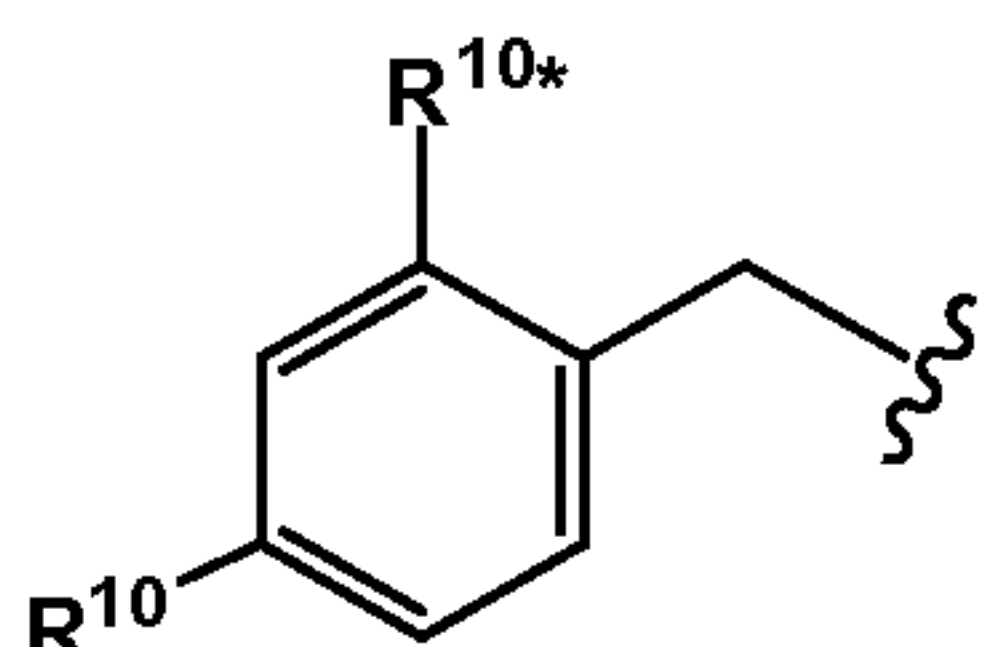
embodiment, R⁵ is H, R⁶ is , wherein R^{10*} is a member selected from cyclopropyl, trifluoromethoxy, trifluoromethyl, chloro and fluoro, R¹⁰ is a member selected from halogen, cyano, hydroxyl, substituted or unsubstituted C₁-C₄ alkyl, substituted or unsubstituted C₃-C₈ cycloalkyl, substituted or unsubstituted C₁-C₄ alkyloxy, substituted or unsubstituted phenoxy, trifluoromethylthio and substituted or unsubstituted pyrazolyl.

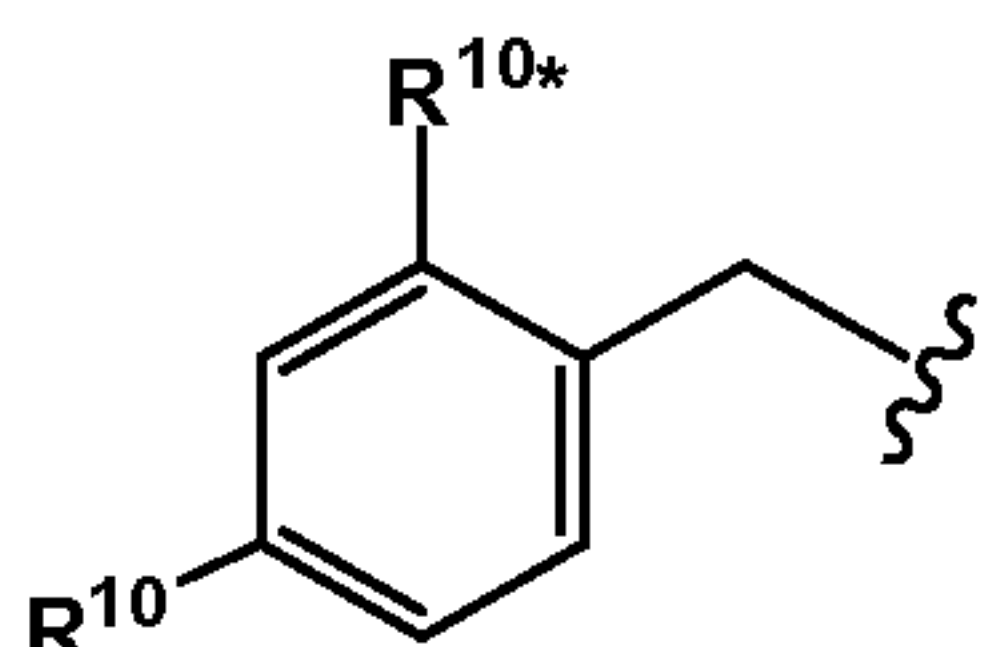


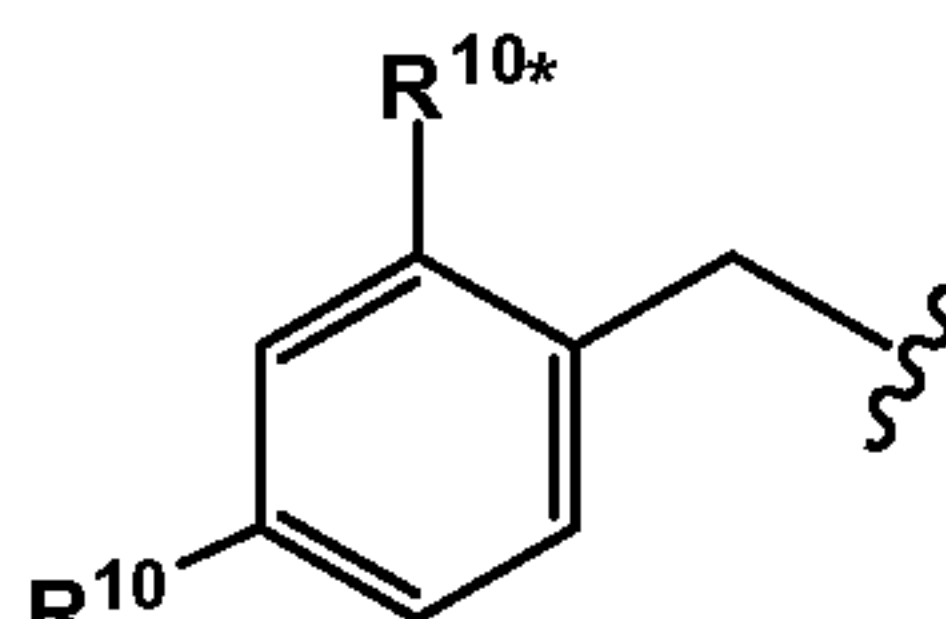
In an exemplary embodiment, R⁶ is , wherein R^{10*} is a member selected from chloro and fluoro, and R¹⁰ is a member selected from trifluoromethoxy, trifluoromethyl, chloro and fluoro.



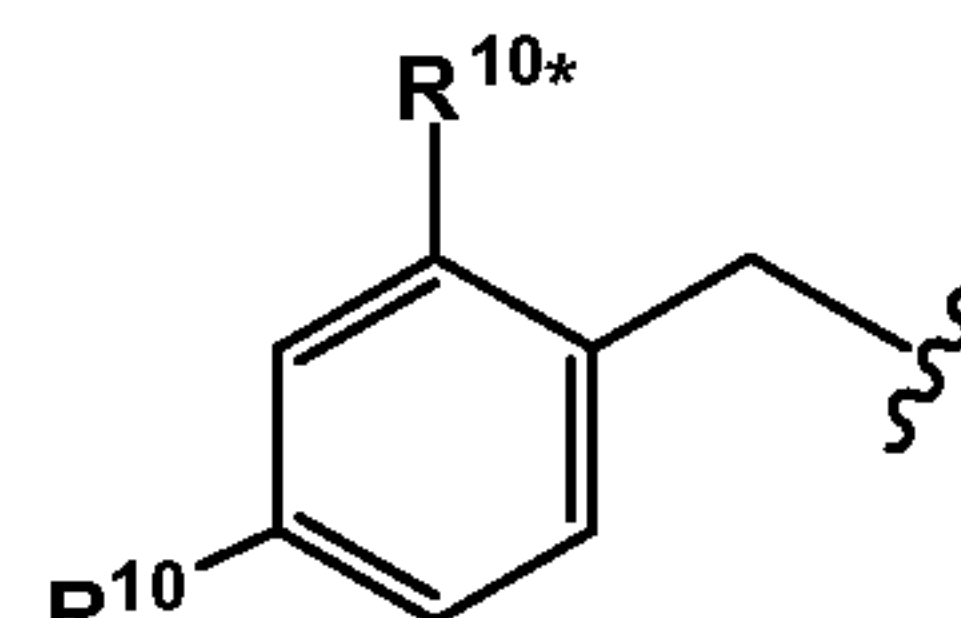
[0096] In an exemplary embodiment, R⁶ is  wherein R^{10*} is a member selected from cyclopropyl, trifluoromethoxy, trifluoromethyl, chloro and fluoro, and R¹⁰ is a member selected from halogen, cyano, hydroxyl, substituted or unsubstituted C₁-C₄ alkyl, substituted or unsubstituted C₃-C₈ cycloalkyl, substituted or unsubstituted C₁-C₄ alkyloxy, substituted or unsubstituted phenoxy and trifluoromethylthio. In an exemplary embodiment,



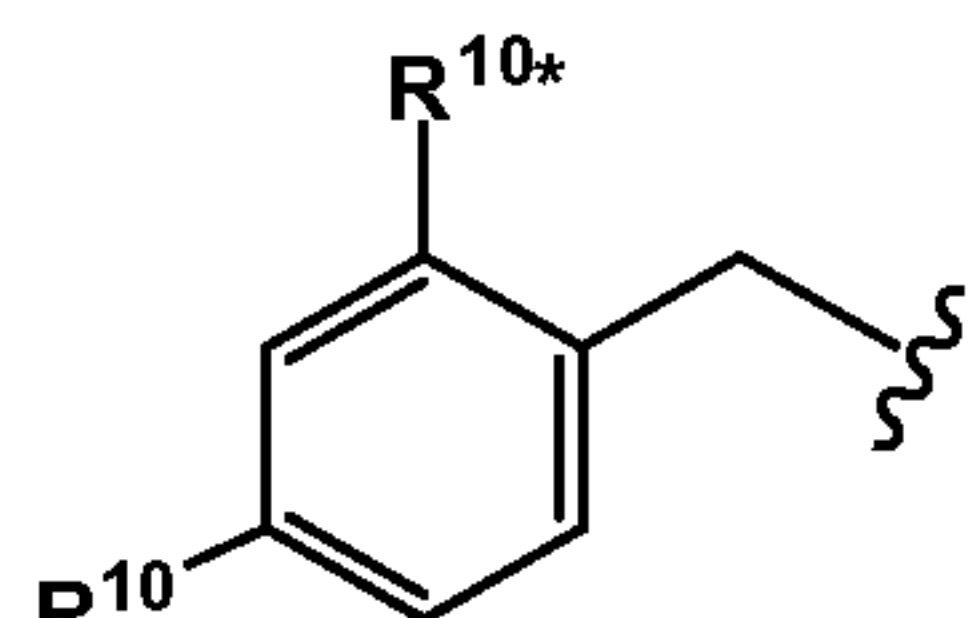
R⁵ is H, R⁶ is  wherein R^{10*} is a member selected from chloro and fluoro, and R¹⁰ is a member selected from halogen, cyano, hydroxyl, substituted or unsubstituted C₁-C₄ alkyl, substituted or unsubstituted C₃-C₈ cycloalkyl, substituted or unsubstituted C₁-C₄ alkyloxy, substituted or unsubstituted phenoxy, trifluoromethylthio and substituted or unsubstituted pyrazolyl.



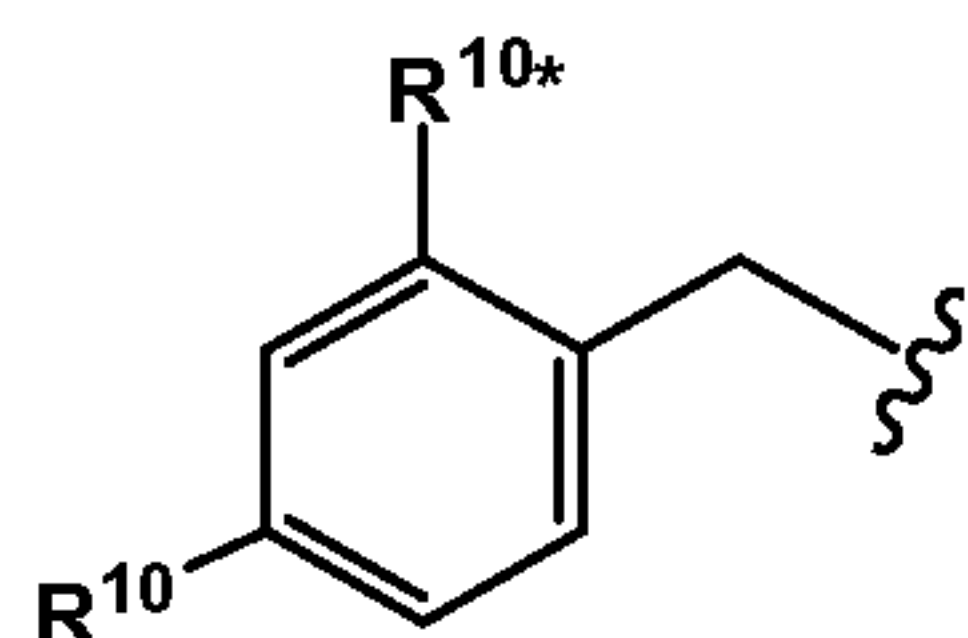
[0097] In an exemplary embodiment, R^6 is R^{10} wherein R^{10*} is a member selected from substituted or unsubstituted C_1 - C_4 alkoxy and substituted or unsubstituted C_1 - C_4 alkyl, and R^{10} is a member selected from halogen, cyano, hydroxyl, substituted or unsubstituted C_1 - C_4 alkyl, substituted or unsubstituted C_3 - C_8 cycloalkyl, substituted or unsubstituted C_1 - C_4 alkyloxy, substituted or unsubstituted phenyloxy, trifluoromethylthio and substituted or



unsubstituted pyrazolyl. In an exemplary embodiment, R^5 is H and R^6 is R^{10} wherein R^{10*} is a member selected from substituted or unsubstituted C_1 - C_6 alkoxy and substituted or unsubstituted C_1 - C_4 alkyl, and R^{10} is a member selected from halogen, cyano, hydroxyl, substituted or unsubstituted C_1 - C_4 alkyl, substituted or unsubstituted C_3 - C_8 cycloalkyl, substituted or unsubstituted C_1 - C_4 alkyloxy, substituted or unsubstituted phenyloxy, trifluoromethylthio and substituted or unsubstituted pyrazolyl. In an exemplary embodiment,



R^5 is H and R^6 is R^{10} wherein R^{10*} is a member selected from methyl and methoxy, and R^{10} is a member selected from halogen, cyano, hydroxyl, substituted or unsubstituted C_1 - C_4 alkyl, substituted or unsubstituted C_3 - C_8 cycloalkyl, substituted or unsubstituted C_1 - C_4 alkyloxy, substituted or unsubstituted phenyloxy, trifluoromethylthio and substituted or unsubstituted pyrazolyl. In an exemplary embodiment, R^5 is H and R^6 is



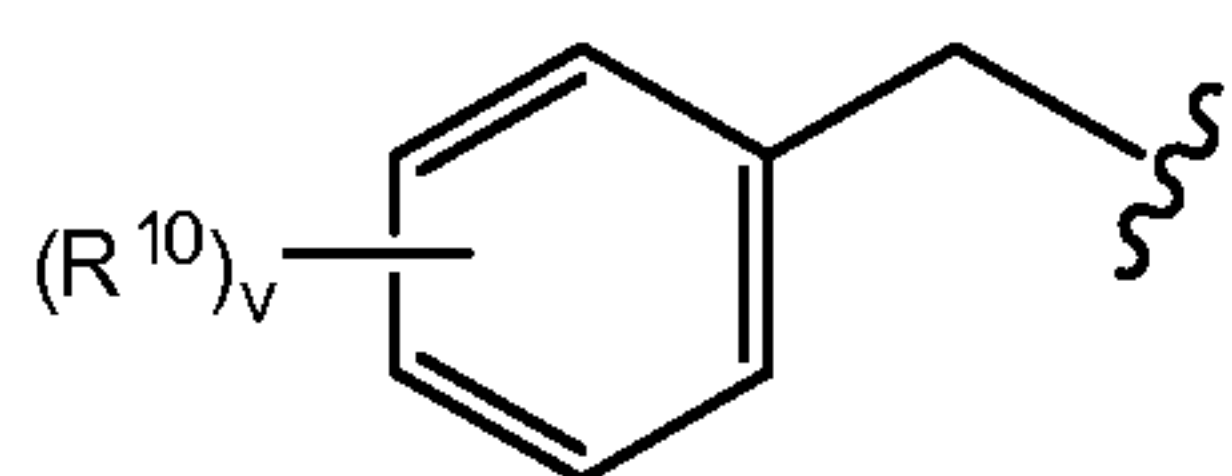
wherein R^{10*} is a member selected from methyl and methoxy, and R^{10} is a member selected from chloro, fluoro, trifluoromethyl and trifluoromethoxy.

[0098] In an exemplary embodiment, R^6 is a member selected from 2,3-dichlorobenzyl, 2,3-dimethylbenzyl, 2-methyl-3-chlorobenzyl, 2-trifluoromethyl-4-fluorobenzyl, 2-trifluoromethyl-4-chlorobenzyl, 4-trifluoromethyl-2-fluorobenzyl, 4-trifluoromethoxy-2-methoxybenzyl, 2-fluoro-4-chlorobenzyl, 2-chloro-4-fluorobenzyl, 2,4-difluorobenzyl, 2-methyl-4-chlorobenzyl, 2-fluoro-4-methylbenzyl, 2-methyl-5-fluorobenzyl, 2-methyl-5-chlorobenzyl, 2,5-

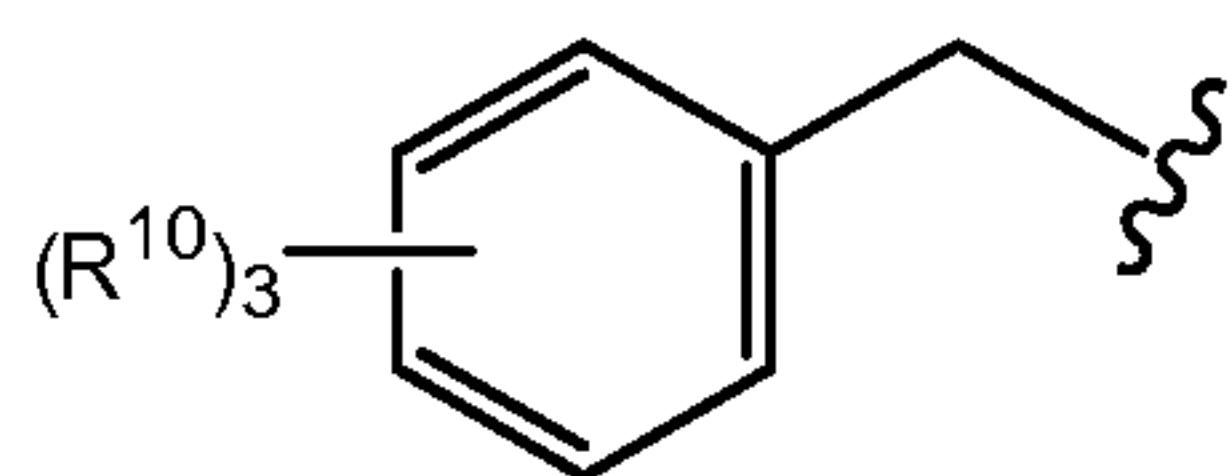
dichlorobenzyl, 2,5-difluorobenzyl, 2-fluoro-5-trifluoromethyl benzyl, 2-trifluoromethyl-5-fluorobenzyl, 2-chloro-6-fluoro benzyl, 2,6-difluorobenzyl, 2-fluoro-6-trifluoromethylbenzyl, 3,5-difluorobenzyl, 4-fluoro-3-cyanobenzyl, 4-methyl-3-chlorobenzyl, 3-chloro-4-methylbenzyl, 3-chloro-4-methoxybenzyl, 3-trifluoromethyl-4-methoxybenzyl, 4-trifluoromethoxy-3-fluorobenzyl, 4-fluoro-3-cyanobenzyl, 3-trifluoromethoxy-4-fluorobenzyl, 3-chloro-4-trifluoromethoxybenzyl, 3-chloro-4-trifluoromethylbenzyl, 3-fluoro-4-trifluoromethoxybenzyl, 3-fluoro-4-trifluoromethylbenzyl, 3,4 dichlorobenzyl, 2,5 dichlorobenzyl, 3-chloro-4-fluorobenzyl, 3-trifluoromethoxy-4-fluorobenzyl, 3-fluoro-4-chlorobenzyl, 2-fluoro-4-trifluoromethylbenzyl, 3-cyclopropyl-4-fluorobenzyl, 2-methoxy-4-trifluoromethoxybenzyl, 3,4-difluorobenzyl, 3-fluoro-4-chlorobenzyl, 2-methyl-3-chlorobenzyl, 2-fluoro-3-trifluoromethylbenzyl and 3-trifluoromethyl-4-fluorobenzyl. In an exemplary embodiment, R⁵ is H, and R⁶ is a member selected from 2,3-dichlorobenzyl, 2,3 dimethylbenzyl, 2-methyl-3-chlorobenzyl, 2-trifluoromethyl-4-fluorobenzyl, 2-trifluoromethyl-4-chlorobenzyl, 4-trifluoromethyl-2-fluorobenzyl, 4-trifluoromethoxy-2-methoxybenzyl, 2-fluoro-4-chlorobenzyl, 2-chloro-4-fluorobenzyl, 2,4-difluorobenzyl, 2-methyl-4-chlorobenzyl, 2-fluoro-4-methylbenzyl, 2-methyl-5-fluorobenzyl, 2-methyl-5-chlorobenzyl, 2,5-dichlorobenzyl, 2,5-difluorobenzyl, 2-fluoro-5-trifluoromethyl benzyl, 2-trifluoromethyl-5-fluorobenzyl, 2-chloro-6-fluoro benzyl, 2,6-difluorobenzyl, 2-fluoro-6-trifluoromethylbenzyl, 3,5-difluorobenzyl, 4-fluoro-3-cyanobenzyl, 4-methyl-3-chlorobenzyl, 3-chloro-4-methylbenzyl, 3-chloro-4-methoxybenzyl, 3-trifluoromethyl-4-methoxybenzyl, 4-trifluoromethoxy-3-fluorobenzyl, 4-fluoro-3-cyanobenzyl, 3-trifluoromethoxy-4-fluorobenzyl, 3-chloro-4-trifluoromethoxybenzyl, 3-chloro-4-trifluoromethylbenzyl, 3-fluoro-4-trifluoromethoxybenzyl, 3-fluoro-4-trifluoromethylbenzyl, 3,4 dichlorobenzyl, 2,5 dichlorobenzyl, 3-chloro-4-fluorobenzyl, 3-trifluoromethoxy-4-fluorobenzyl, 3-fluoro-4-chlorobenzyl, 2-fluoro-4-trifluoromethylbenzyl, 3-cyclopropyl-4-fluorobenzyl, 2-methoxy-4-trifluoromethoxybenzyl, 3,4-difluorobenzyl, 3-fluoro-4-chlorobenzyl, 2-methyl-3-chlorobenzyl, 2-fluoro-3-trifluoromethylbenzyl and 3-trifluoromethyl-4-fluorobenzyl.

[0099] In an exemplary embodiment, R⁶ is a member selected from 2-chloro-4-trifluoromethylbenzyl, 2-methoxy-4-trifluoromethoxybenzyl, (1-(4-chlorophenyl)cyclopropyl)methyl, 2-methyl-3-chlorobenzyl, 2-fluoro-3-trifluoromethylbenzyl, 1-(4-trifluoromethylbenzyl)ethyl, 2,5-dichlorobenzyl and 2-fluoromethoxy-2-methyl-propyl.

[0100] In an exemplary embodiment, R^6 is



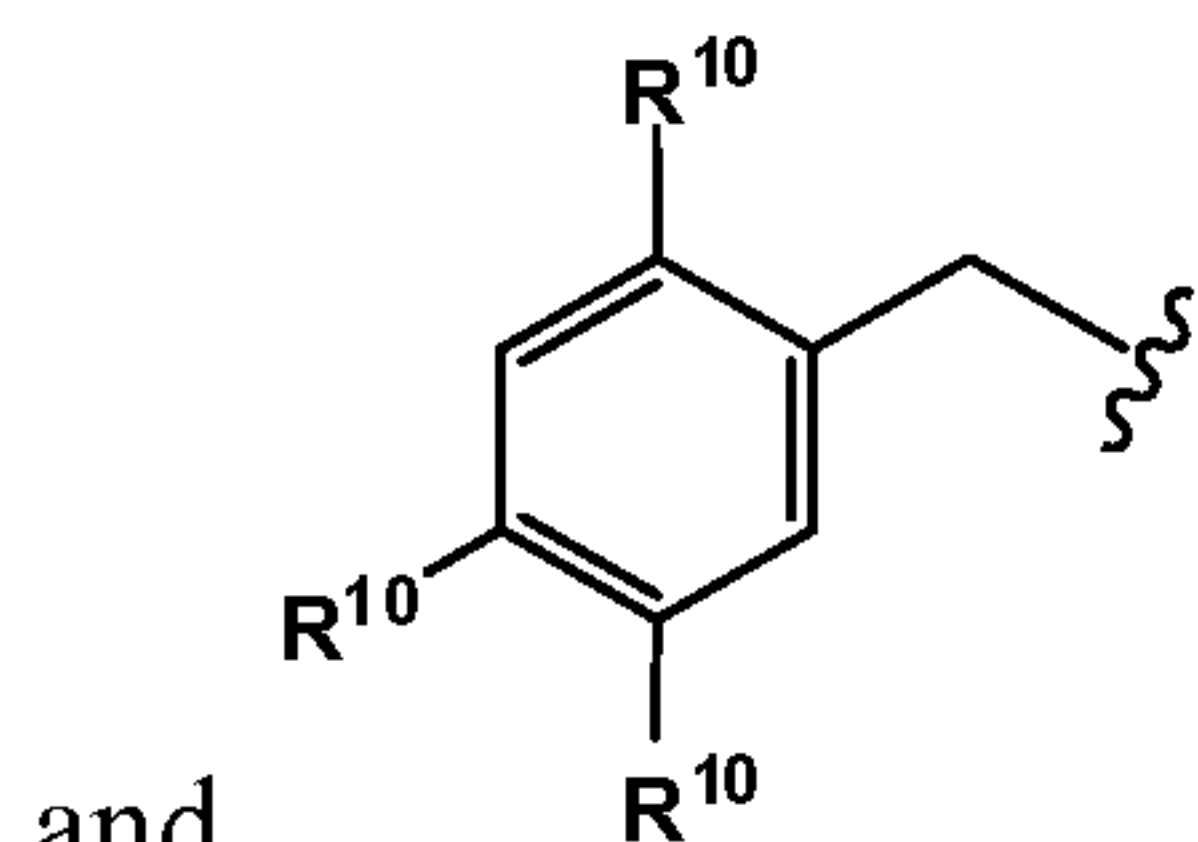
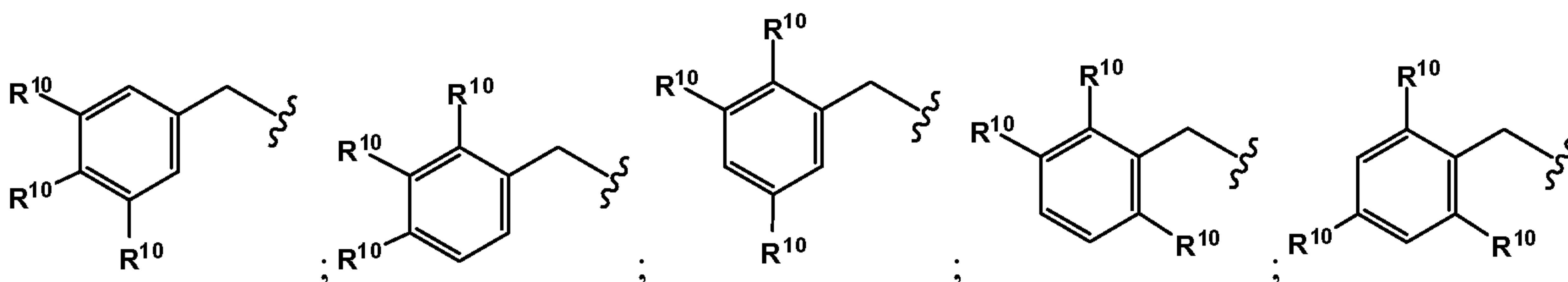
wherein v is 3. In an exemplary embodiment, R^6 is



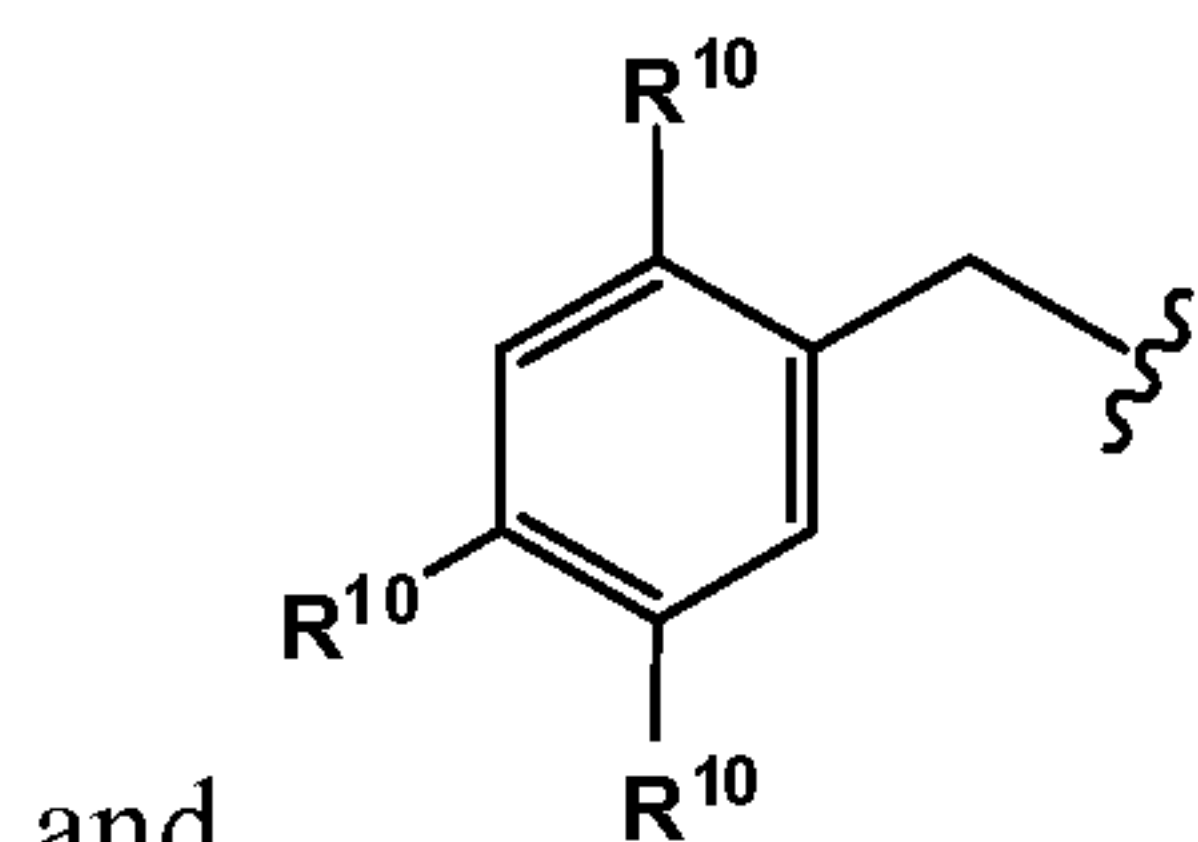
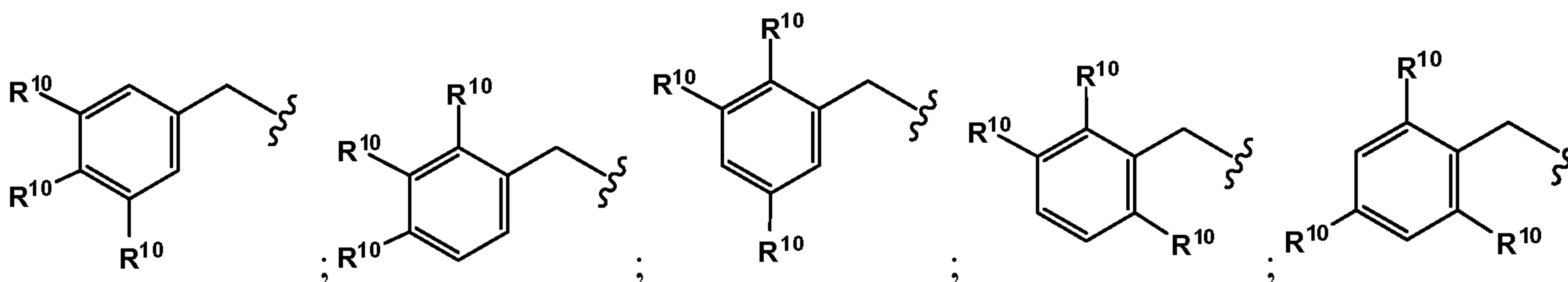
, wherein each R^{10} is a member independently selected from

trifluoromethoxy, trifluoromethyl, chloro and fluoro. In an exemplary embodiment, R^6 is a

5 member selected from

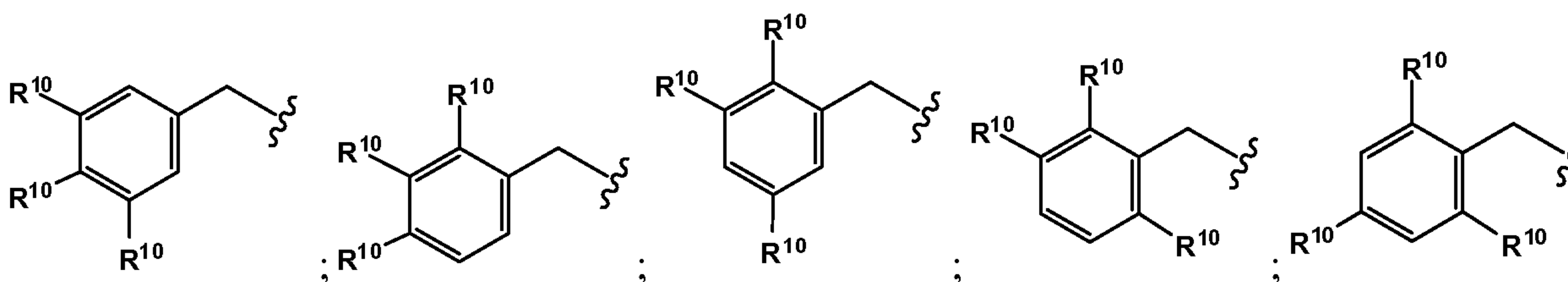


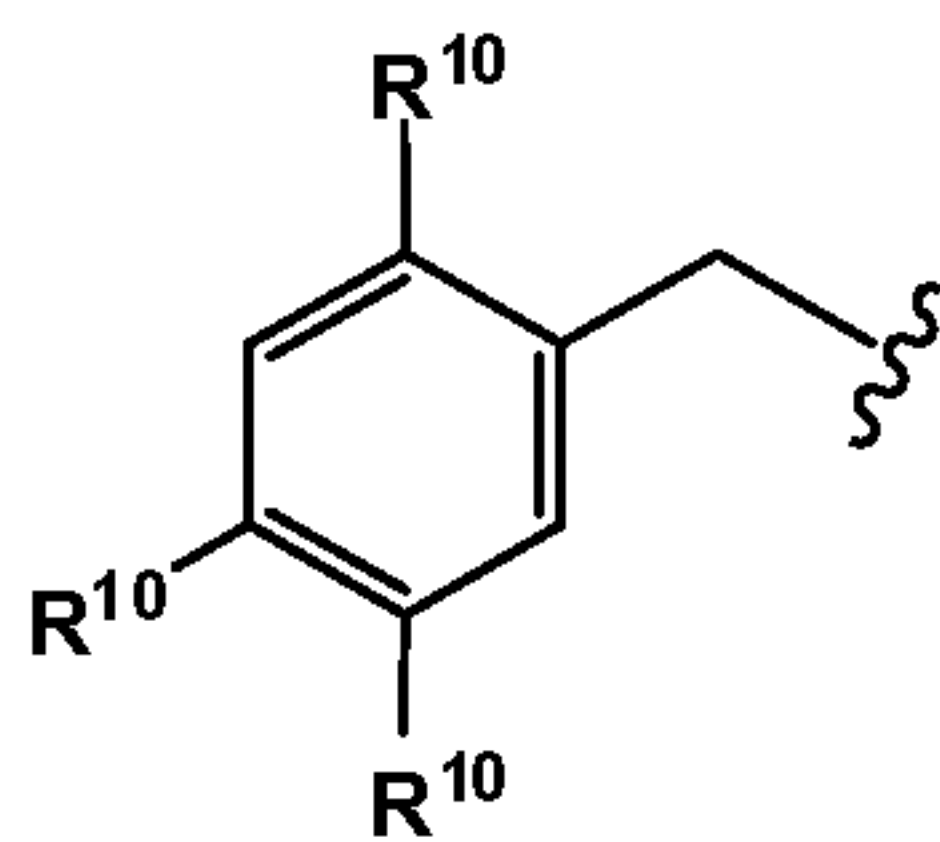
and . In an exemplary embodiment, R^6 is a member selected from

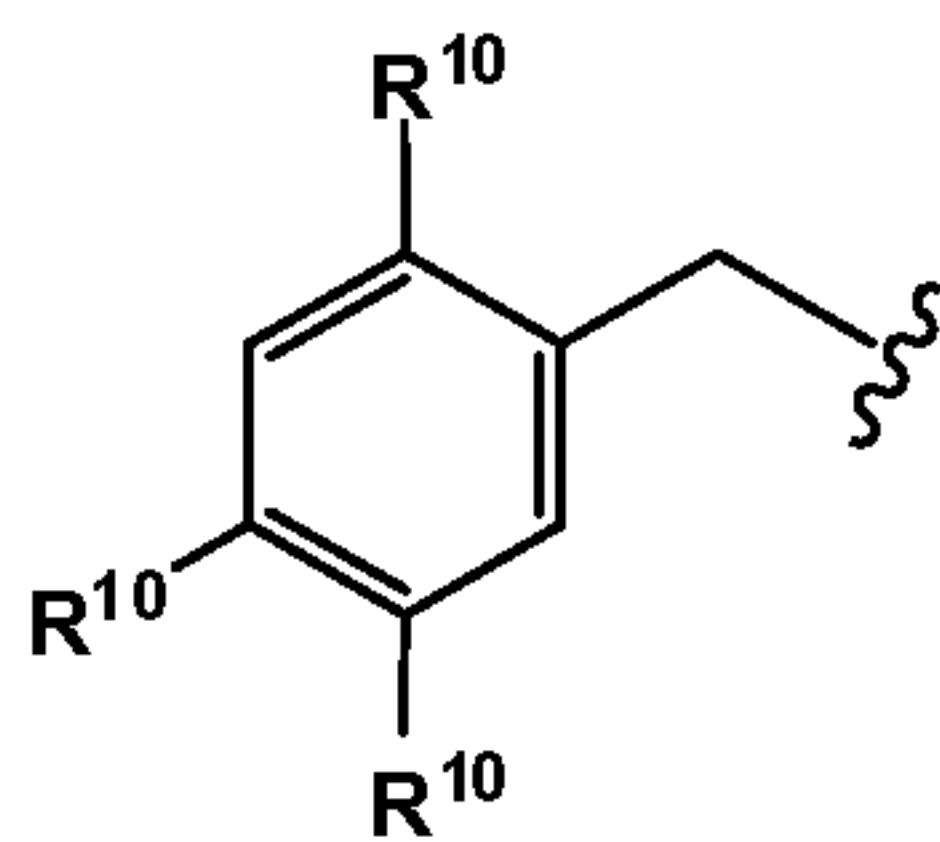


and , wherein each R^{10} is a member independently selected from

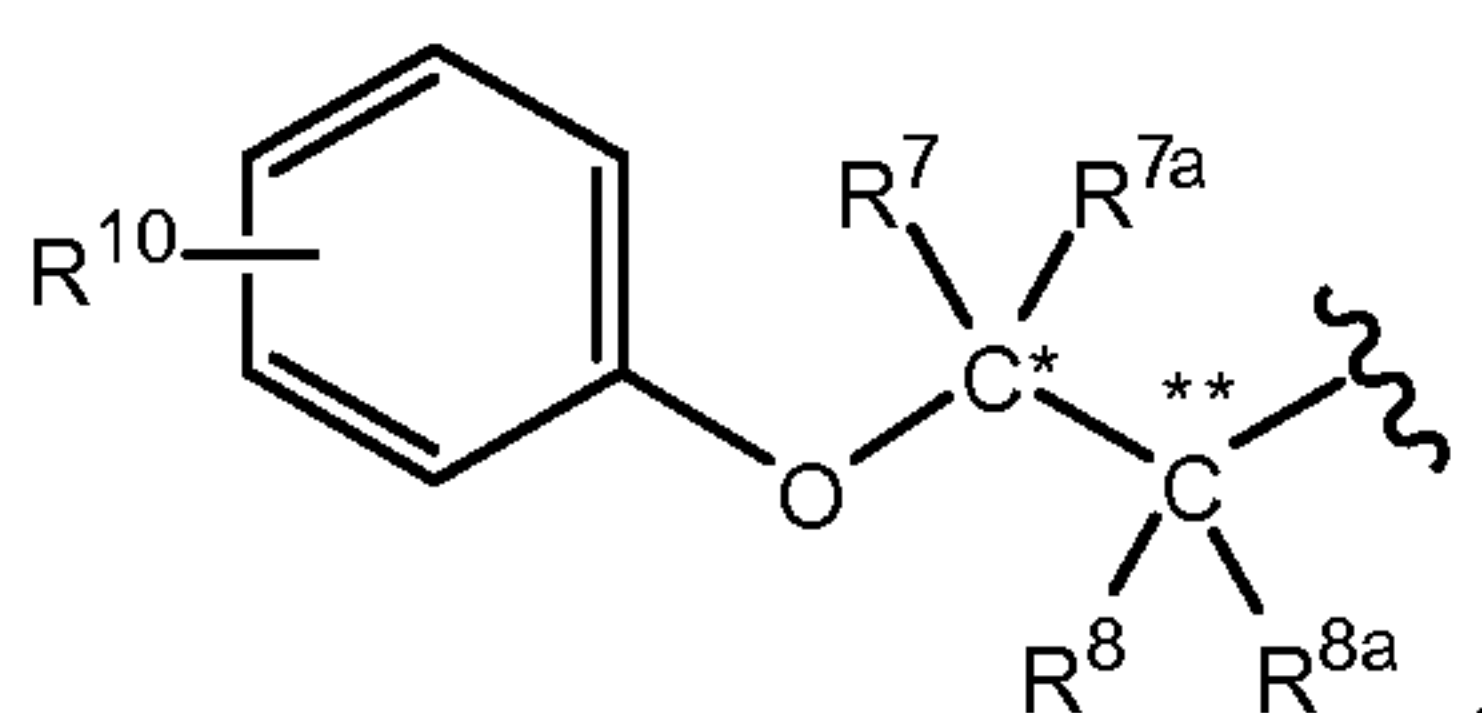
10 trifluoromethoxy, trifluoromethyl, chloro and fluoro. In an exemplary embodiment, R^5 is H, R^6 is a member selected from





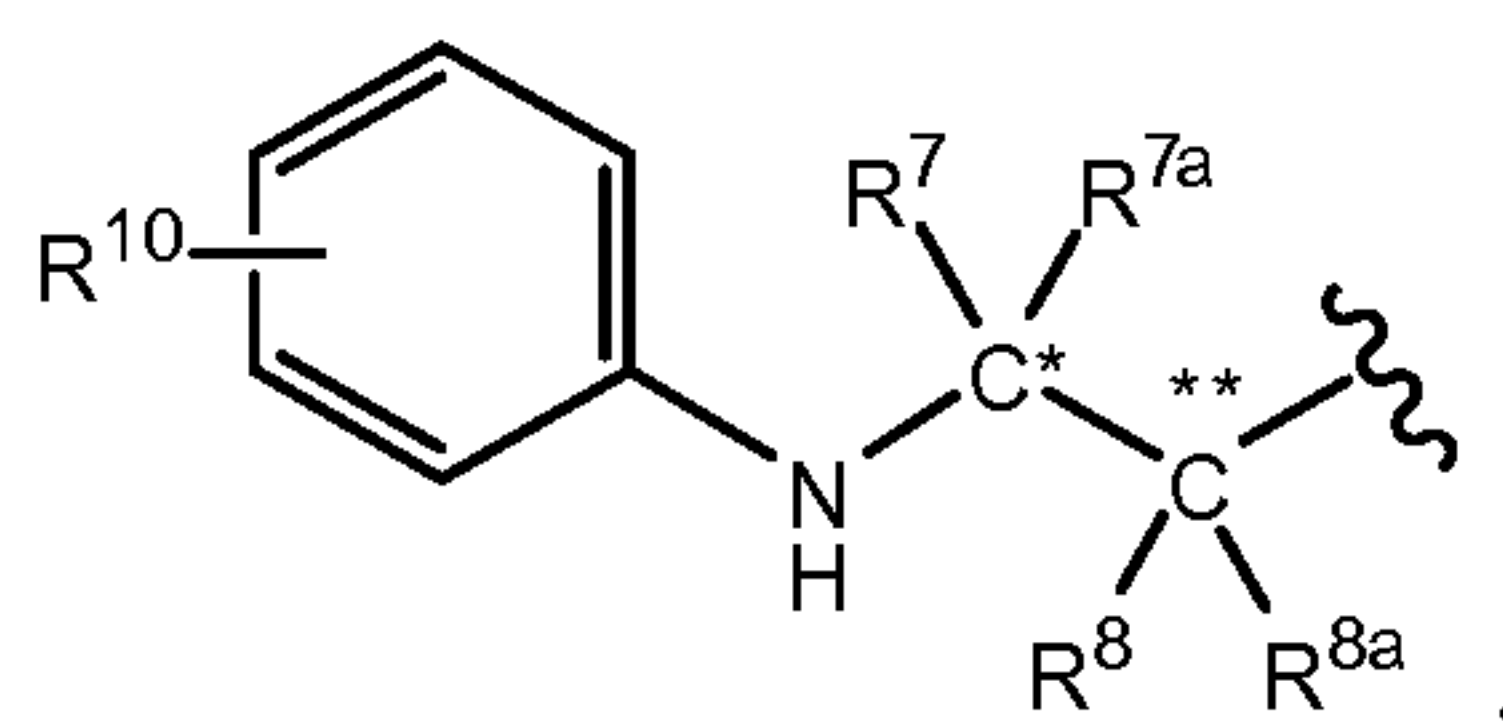
and , wherein each R¹⁰ is a member independently selected from trifluoromethoxy, trifluoromethyl, chloro and fluoro. In an exemplary embodiment, R⁶ is a member selected from 2,3,5-trifluorobenzyl, 3,4,5-trifluorobenzyl and 2,3,6-trifluorobenzyl. In an exemplary embodiment, R⁵ is H and R⁶ is a member selected from 2,3,5-trifluorobenzyl, 3,4,5-trifluorobenzyl and 2,3,6-trifluorobenzyl.

[0101] In an exemplary embodiment, R⁶ is a member selected from



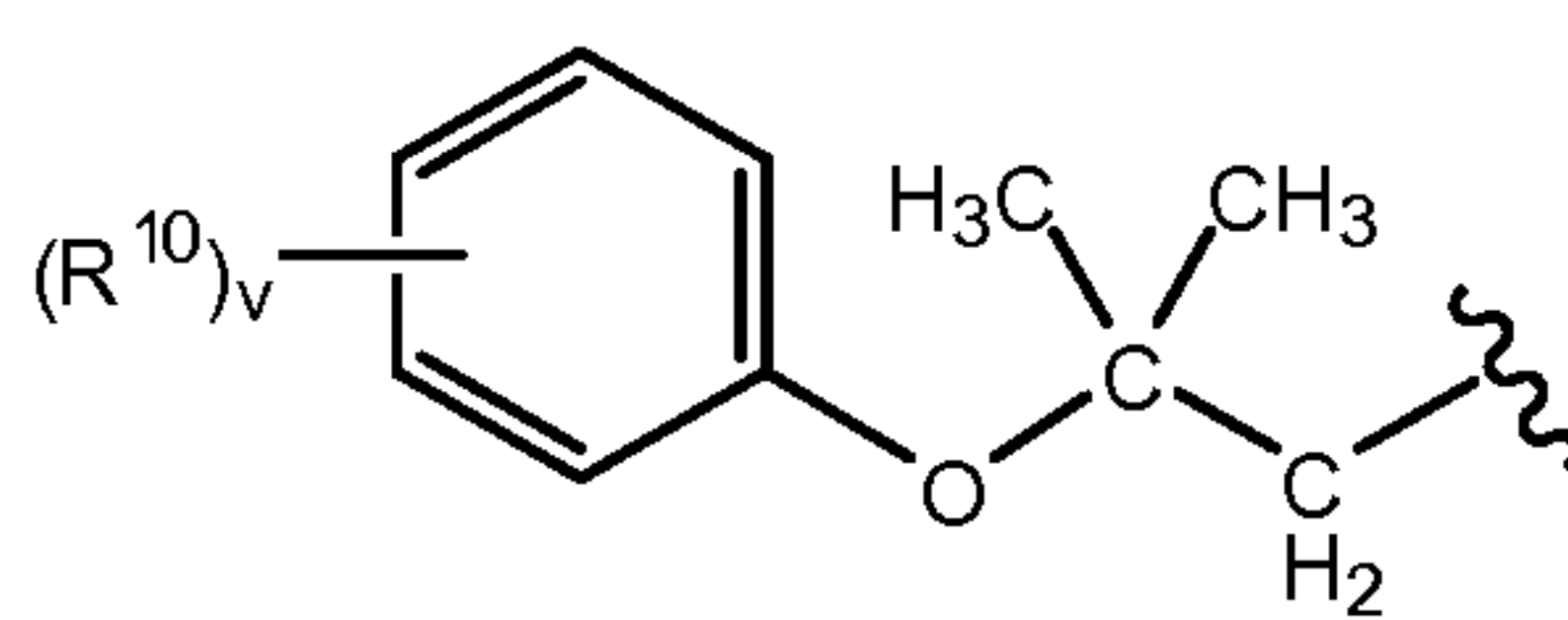
In an exemplary embodiment, R⁶ is a member selected from 2-(halophenoxy)ethyl, 2-(halophenoxy)propyl, 2-(phenoxy)ethyl, 2-(phenoxy)propyl, 2-((C₁-C₄)alkylphenoxy)ethyl, 2-((C₁-C₄)alkylphenoxy)propyl. In an exemplary embodiment, R⁶ is a member selected from 2-(fluorophenoxy)ethyl, 2-(chlorophenoxy)ethyl, 2-(fluorophenoxy)propyl, 2-(chlorophenoxy)propyl, 2-(phenoxy)ethyl, 2-(phenoxy)propyl, 2-(ethylphenoxy)ethyl, 2-(ethylphenoxy)propyl, 2-(methylphenoxy)ethyl, 2-(methylphenoxy)propyl. In an exemplary embodiment, R⁶ is a member selected from 2-(2-fluorophenoxy)ethyl, 2-(2-chlorophenoxy)ethyl, 2-(2-fluorophenoxy)propyl, 2-(2-chlorophenoxy)propyl, 2-(3-fluorophenoxy)ethyl, 2-(3-chlorophenoxy)ethyl, 2-(3-fluorophenoxy)propyl, 2-(3-chlorophenoxy)propyl, 2-(4-fluorophenoxy)ethyl, 2-(4-chlorophenoxy)ethyl, 2-(4-fluorophenoxy)propyl, 2-(4-chlorophenoxy)propyl. In an exemplary embodiment, R⁶ is a member selected from 2-(4-methylphenoxy)ethyl, 2-(4-methylphenoxy)propyl, 2-(3-methylphenoxy)ethyl, 2-(3-methylphenoxy)propyl, 2-(2-methylphenoxy)ethyl, 2-(2-methylphenoxy)propyl. In an exemplary embodiment, R⁶ is a member selected from 2-(3-chlorophenoxy)ethyl, 2-(2-chlorophenoxy)propyl, 2-(2-chlorophenoxy)ethyl, 2-(4-methylphenoxy)ethyl, 2-phenoxypropyl, 2-(2-fluorophenoxy)ethyl, 2-phenoxyethyl, 2-(4-chlorophenoxy)ethyl and 2-(4-fluorophenoxy)-2-methylpropyl.

[0102] In an exemplary embodiment, R^6 is



In an exemplary embodiment, R^6 is 2-[(halophenyl)amino]ethyl. In an exemplary embodiment, R^6 is a member selected from 2-[(chlorophenyl)amino]ethyl and 2-[(fluorophenyl)amino]ethyl.

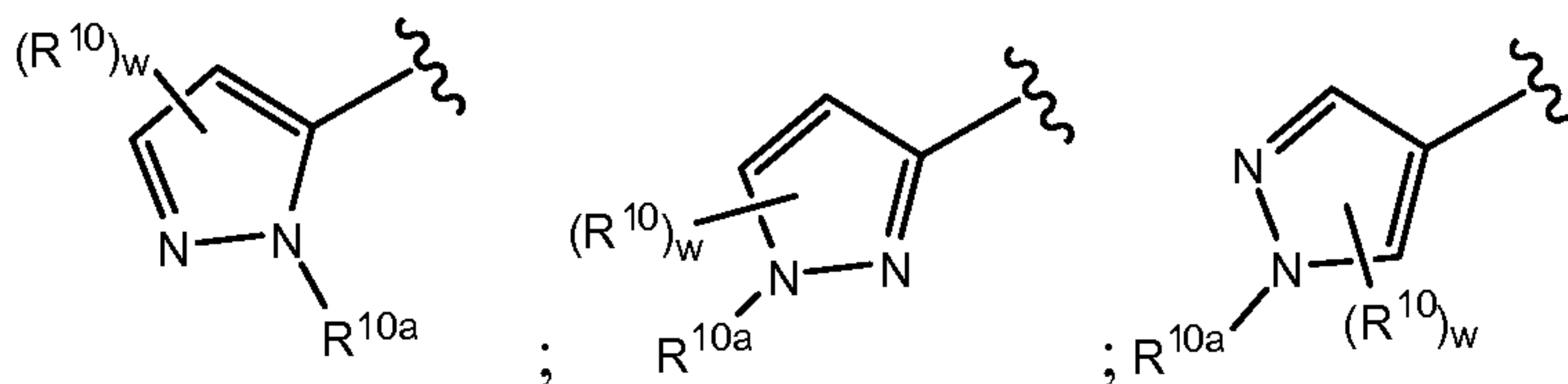
5 In an exemplary embodiment, R^6 is a member selected from 2-[(4-halophenyl)amino]ethyl, 2-[(3-halophenyl)amino]ethyl and 2-[(2-halophenyl)amino]ethyl. In an exemplary embodiment, R^6 is 2-[(4-chlorophenyl)amino]ethyl.



[0103] In an exemplary embodiment, R^6 is

10 In an exemplary embodiment, R^6 is a member selected from 1-(substituted or unsubstituted phenyl)ethyl and 2-methyl-2-halophenoxypropyl. In an exemplary embodiment, R^6 is a member selected from 1-(4-trifluorophenyl)ethyl and 2-methyl-2-(4-fluorophenoxy)propyl.

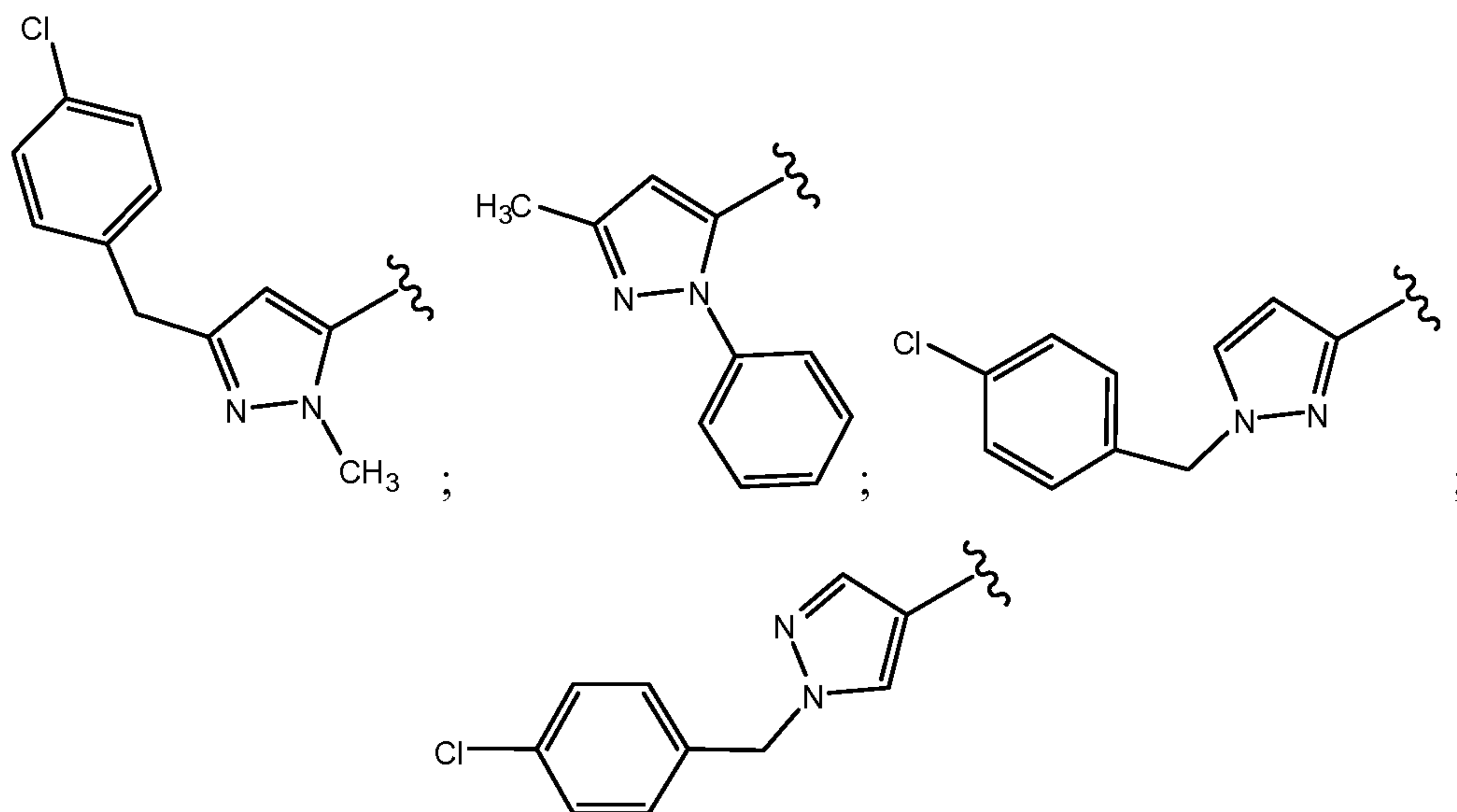
[0104] In an exemplary embodiment, R^6 is a member selected from



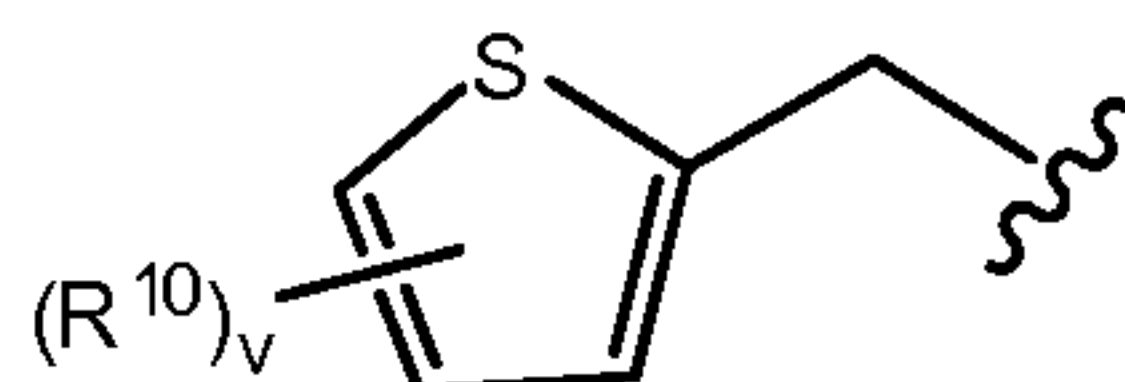
15 wherein R^{10a} is a member selected from H, substituted or unsubstituted (C_1 - C_{10})alkyl, substituted or unsubstituted phenyl, substituted or unsubstituted benzyl and substituted or unsubstituted heteroaryl. In an exemplary embodiment, R^{10a} is a member selected from H, (C_1 - C_4)alkyl, phenyl and halobenzyl. In an exemplary embodiment, R^{10a} is a member selected from methyl, phenyl and 4-chlorobenzyl. In an exemplary embodiment, w is 1, R^{10} is a member selected from substituted or unsubstituted (C_1 - C_4)alkyl, substituted or unsubstituted phenyl and substituted or unsubstituted benzyl, and R^{10a} is a member selected from (C_1 - C_4)alkyl, substituted or unsubstituted phenyl and substituted or unsubstituted benzyl. In an exemplary embodiment, w is 1, R^{10} is a member selected from (C_1 - C_4)alkyl and halobenzyl, and R^{10a} is a member selected from (C_1 - C_4)alkyl, phenyl and halobenzyl. In an exemplary embodiment, w is 1, R^{10} is a member selected from methyl and chlorobenzyl, and R^{10a} is a member selected from methyl, phenyl and chlorobenzyl. In an exemplary embodiment, w is 1, R^{10} is a member

25

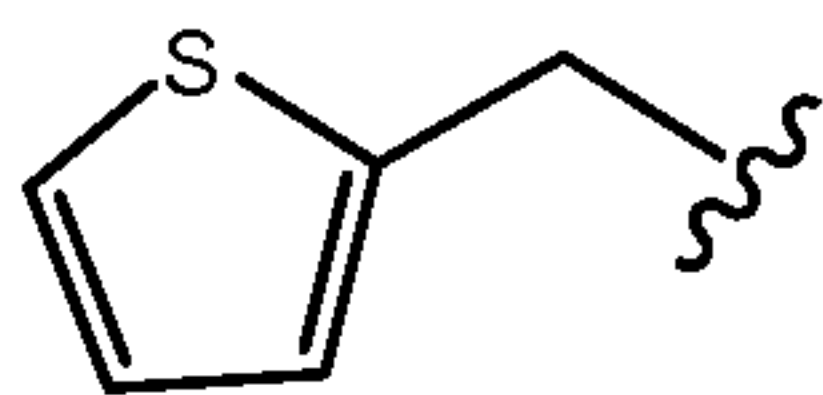
selected from methyl and 4-chlorobenzyl, and R^{10a} is a member selected from methyl, phenyl and 4-chlorobenzyl. In an exemplary embodiment, R^6 is a member selected from



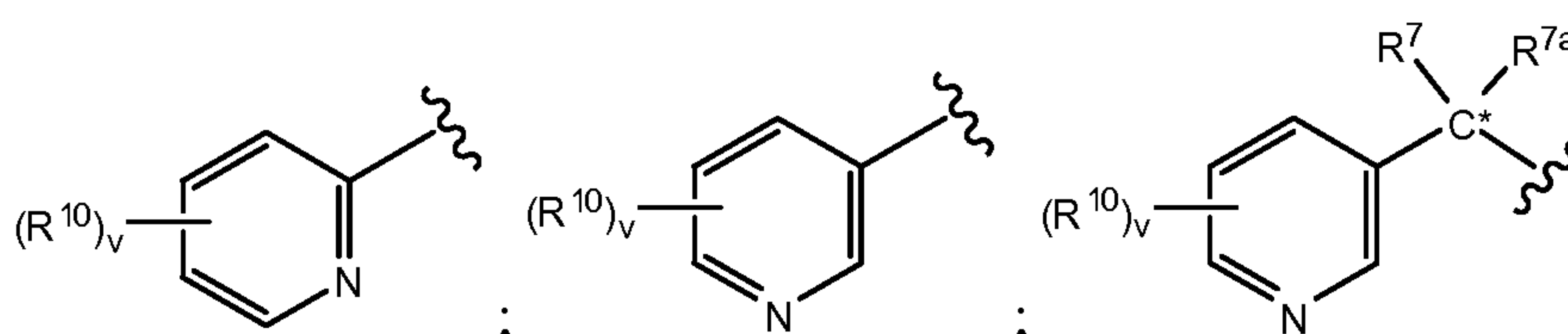
5 [0105] In an exemplary embodiment, R^6 is



In an exemplary embodiment, R^6 is



[0106] In an exemplary embodiment, R^6 is a member selected from



10

15

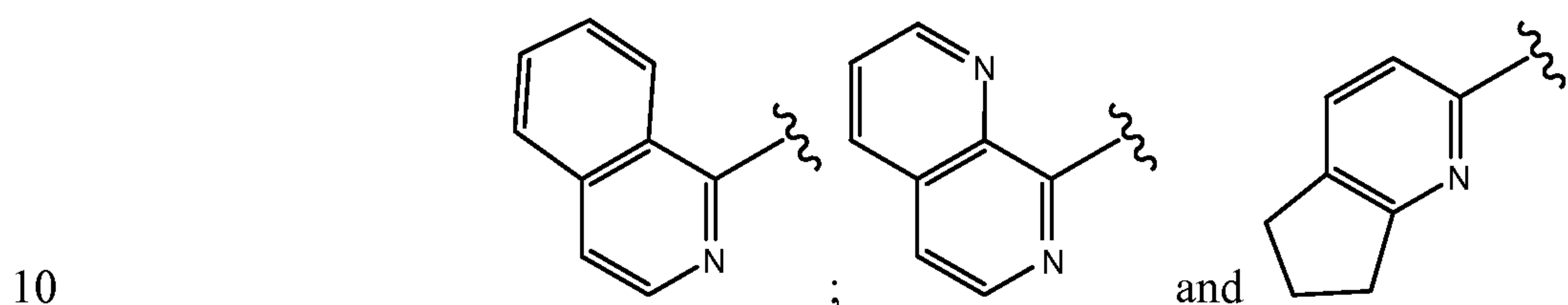
[0107] In another exemplary embodiment, R^6 is substituted or unsubstituted pyridin-2-yl. In another exemplary embodiment, R^6 is a member selected from (C₁-C₄)alkylpyridin-2-yl and di(C₁-C₄)alkylpyridin-2-yl. In another exemplary embodiment, R^6 is a member selected from 4-(C₁-C₄)alkylpyridin-2-yl, 3-(C₁-C₄)alkyl-5-(C₁-C₄)alkylpyridin-2-yl and 3-(C₁-C₄)alkyl-6-

[0108] In another exemplary embodiment, R^6 is substituted or unsubstituted pyridin-3-yl. In another exemplary embodiment, R^6 is a member selected from pyridin-3-yl, (C₁-

C₄)alkoxy pyridin-3-yl, (substituted or unsubstituted(C₁-C₄)alkyl)pyridin-3-yl and di(C₁-C₄)alkylpyridin-3-yl. In another exemplary embodiment, R⁶ is a member selected from 5,6-dimethylpyridin-3-yl and 6-methoxypyridin-3-yl.

[0109] In another exemplary embodiment, R⁶ is a member selected from 6-halopyridin-3-ylmethyl and (6-halomethyl)pyridin-3-ylmethyl. In another exemplary embodiment, R⁶ is a member selected from 6-chloropyridin-3-ylmethyl and 6-(trifluoromethyl)pyridin-3-ylmethyl.

[0110] In an exemplary embodiment, R⁶ is a member selected from 1,7 naphthylpyridine, isoquinolinyl and 6,7 dihydrocyclopentapyridinyl. In another exemplary embodiment, R⁶ is a member selected from



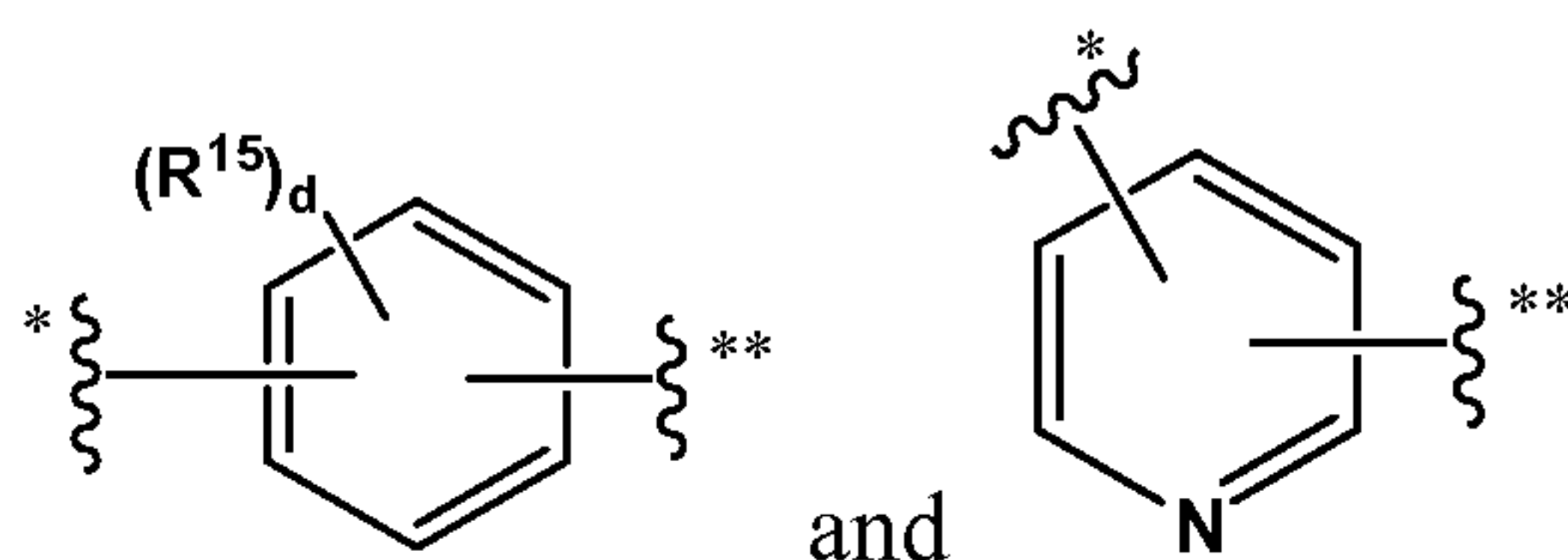
[0111] In an exemplary embodiment, R⁶ is a member selected from 1,7 naphthylpyridine, isoquinolinyl and 6,7 dihydrocyclopentapyridinyl.

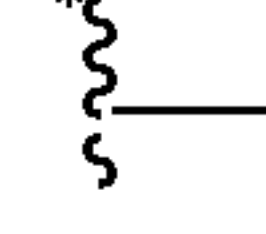
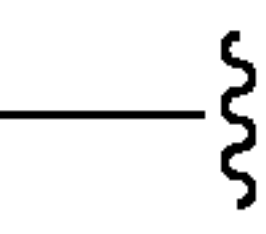
[0112] In another exemplary embodiment, R⁵ is methyl and R⁶ is 2,3-dihydro-1-benzofuran-2-ylmethyl.

15 [0113] In another exemplary embodiment, R⁶ is substituted or unsubstituted pyridin-3-yl. In another exemplary embodiment, R⁶ is a member selected from pyridin-3-yl, (C₁-C₄)alkoxy pyridin-3-yl, (substituted or unsubstituted(C₁-C₄)alkyl)pyridin-3-yl and di(C₁-C₄)alkylpyridin-3-yl. In another exemplary embodiment, R⁶ is a member selected from 5,6-dimethylpyridin-3-yl and 6-methoxypyridin-3-yl.

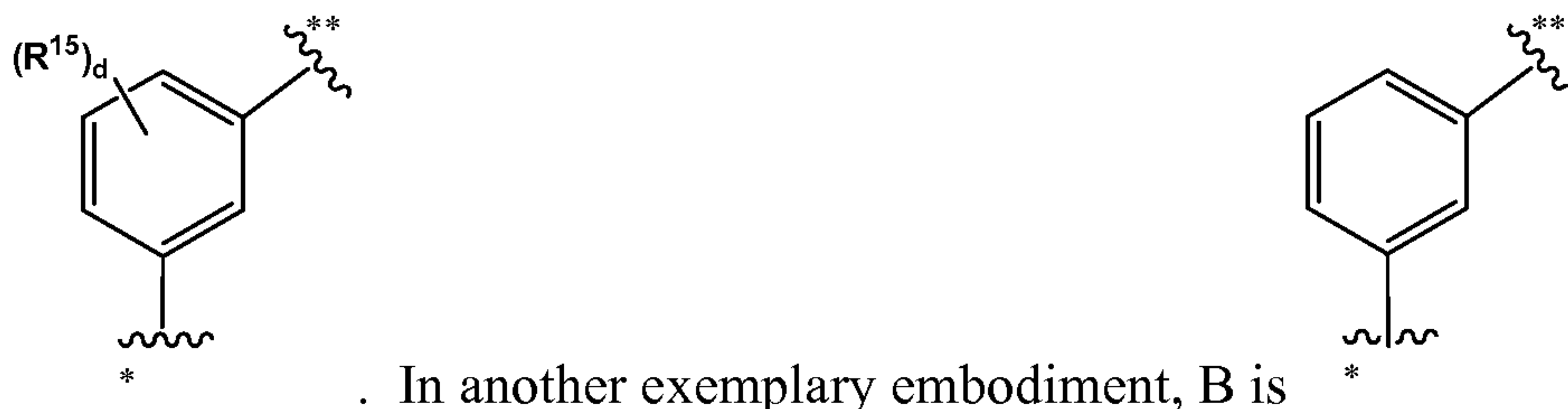
20 [0114] In an exemplary embodiment, B is a member selected from substituted or unsubstituted 6-membered aryl and substituted or unsubstituted 6-membered heteroaryl. In another exemplary embodiment, B is a member selected from 6-membered aryl, halo 6-membered aryl, cyano 6-membered aryl, (C₁-C₄ alkyl) 6-membered aryl, (C₁-C₄ haloalkyl) 6-membered aryl, (C₁-C₄ alkoxy) 6-membered aryl, (C₁-C₄ haloalkoxy) 6-membered aryl. In
25 another exemplary embodiment, B is a member selected from 6-membered heteroaryl, halo 6-membered heteroaryl, cyano 6-membered heteroaryl, (C₁-C₄ alkyl) 6-membered heteroaryl, (C₁-C₄ haloalkyl) 6-membered heteroaryl, (C₁-C₄ alkoxy) 6-membered heteroaryl, (C₁-C₄ haloalkoxy) 6-membered heteroaryl.

[0115] In an exemplary embodiment, B has a formula which is a member selected from

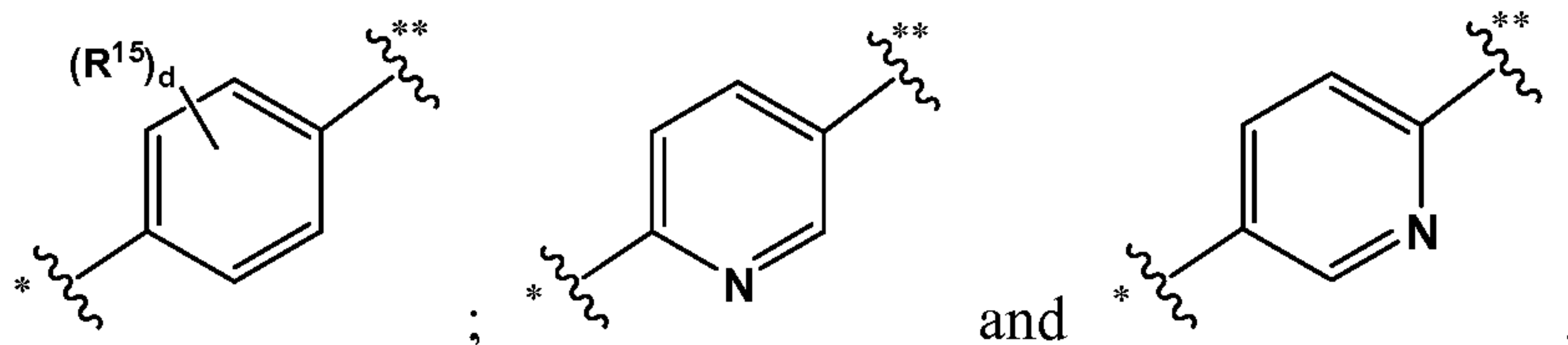


wherein  represents a bond covalently attached to said carbon of said carbonyl. The symbol  represents a bond covalently attached to said sulfur of said sulfonamide. The index d is an integer from 0 to 2. R¹⁵ is a member selected from halogen, cyano, (C₁-C₄)alkyl, halo(C₁-C₄)alkyl, (C₁-C₄)alkoxy, halo(C₁-C₄)alkoxy.

[0116] In an exemplary embodiment, B is a member selected from

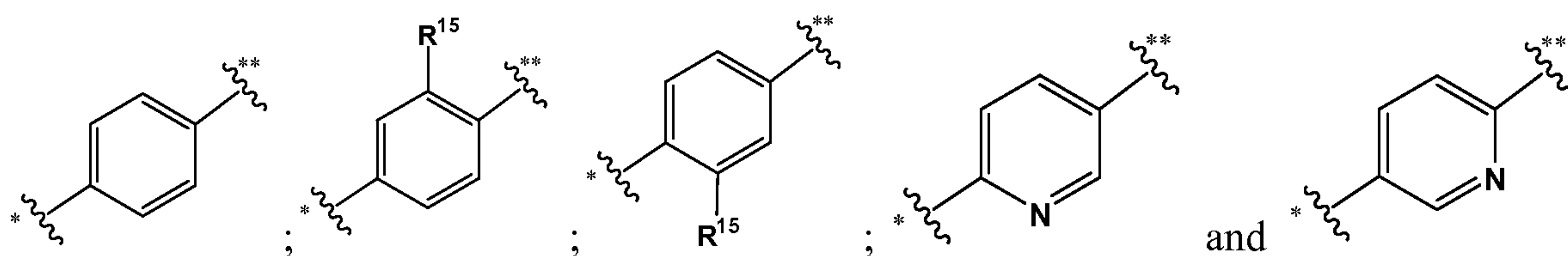


[0117] In an exemplary embodiment, B is a member selected from

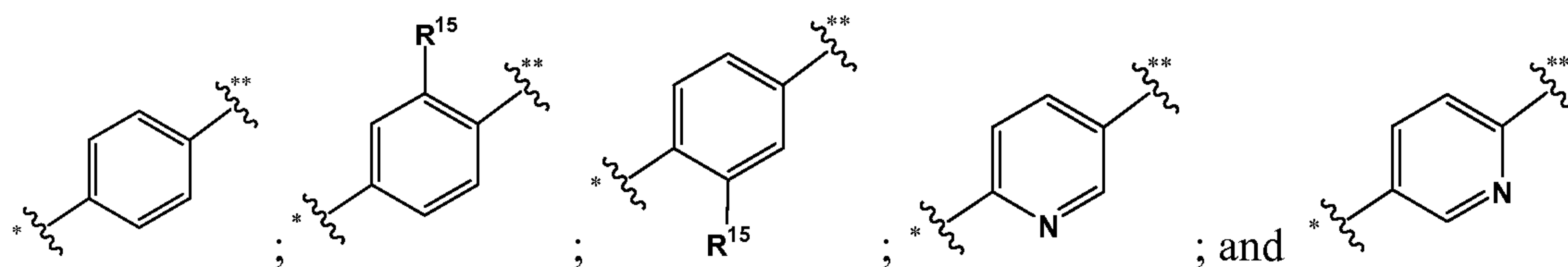


10

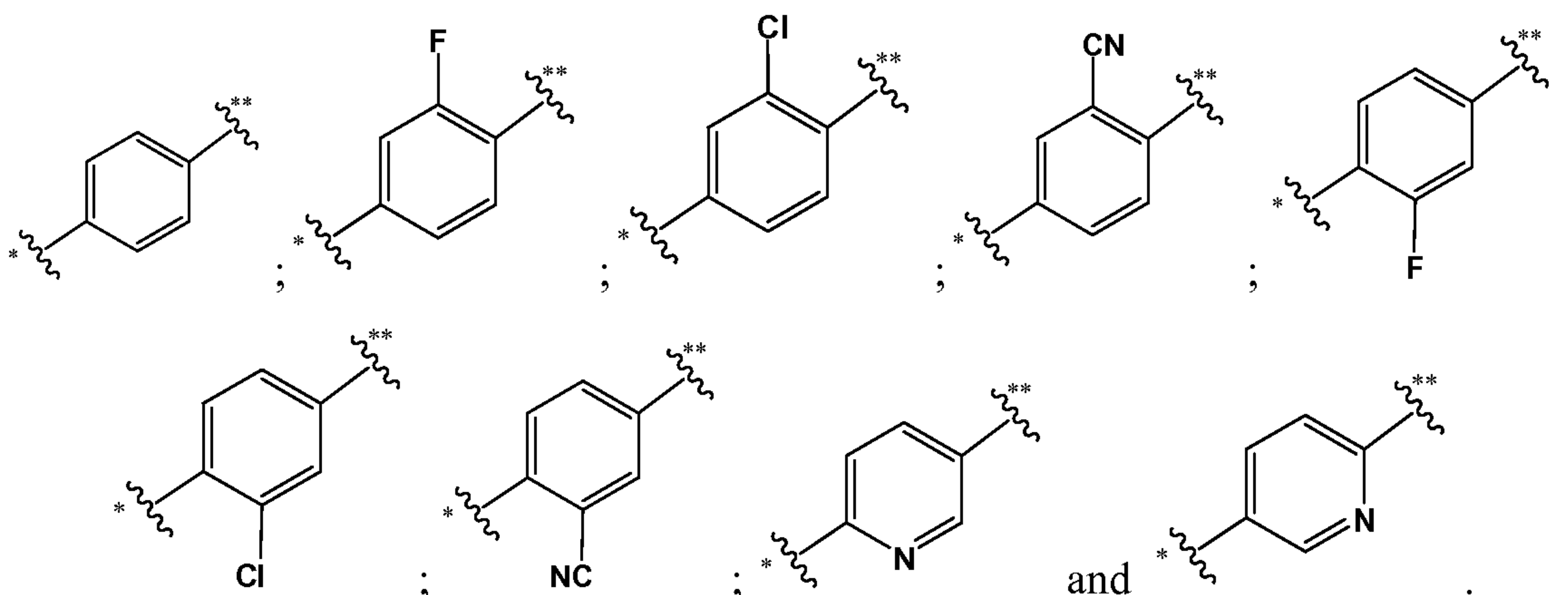
In an exemplary embodiment, B is a member selected from



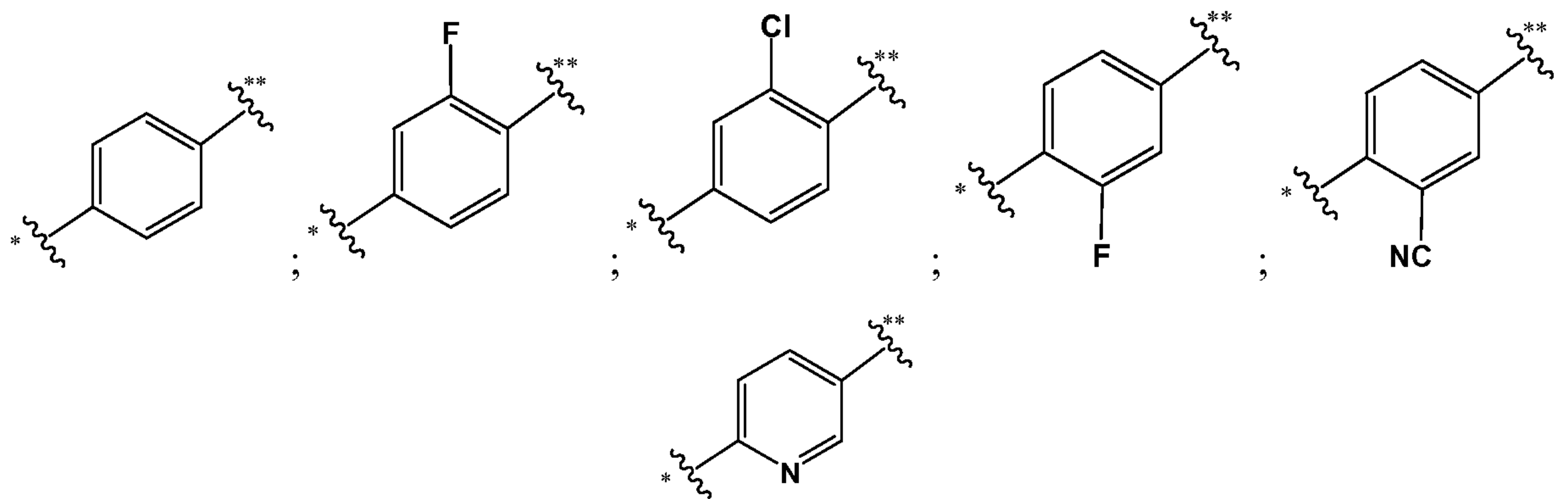
In an exemplary embodiment, B is a member selected from



15 wherein R¹⁵ is a member selected from fluoro, chloro and cyano. In an exemplary embodiment, B is a member selected from

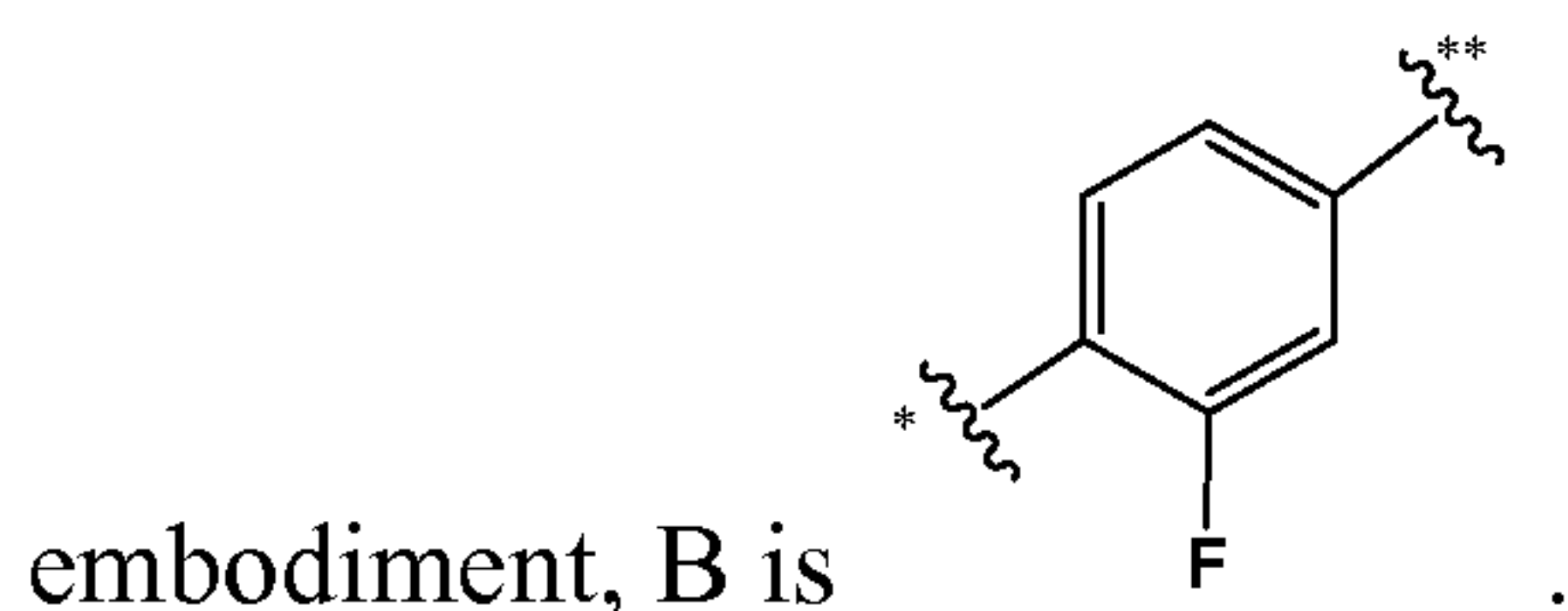
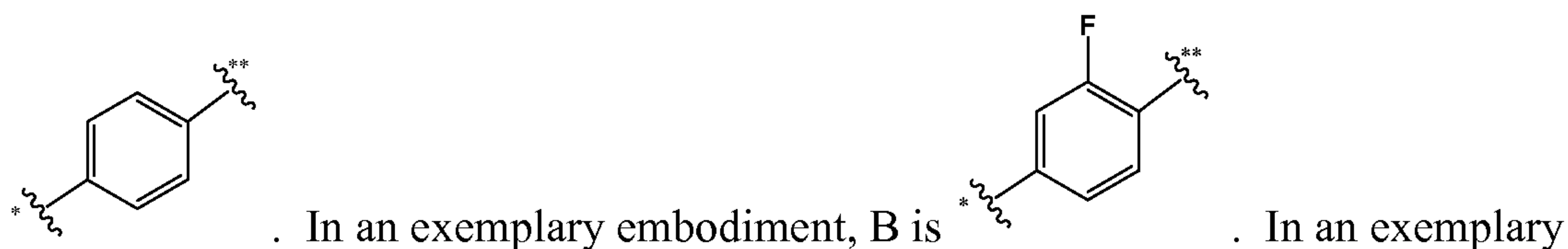
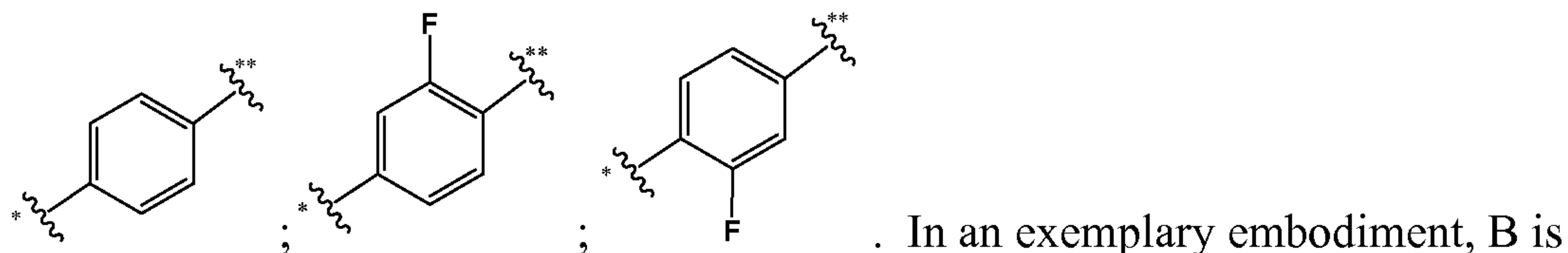


In an exemplary embodiment, B is a member selected from



5

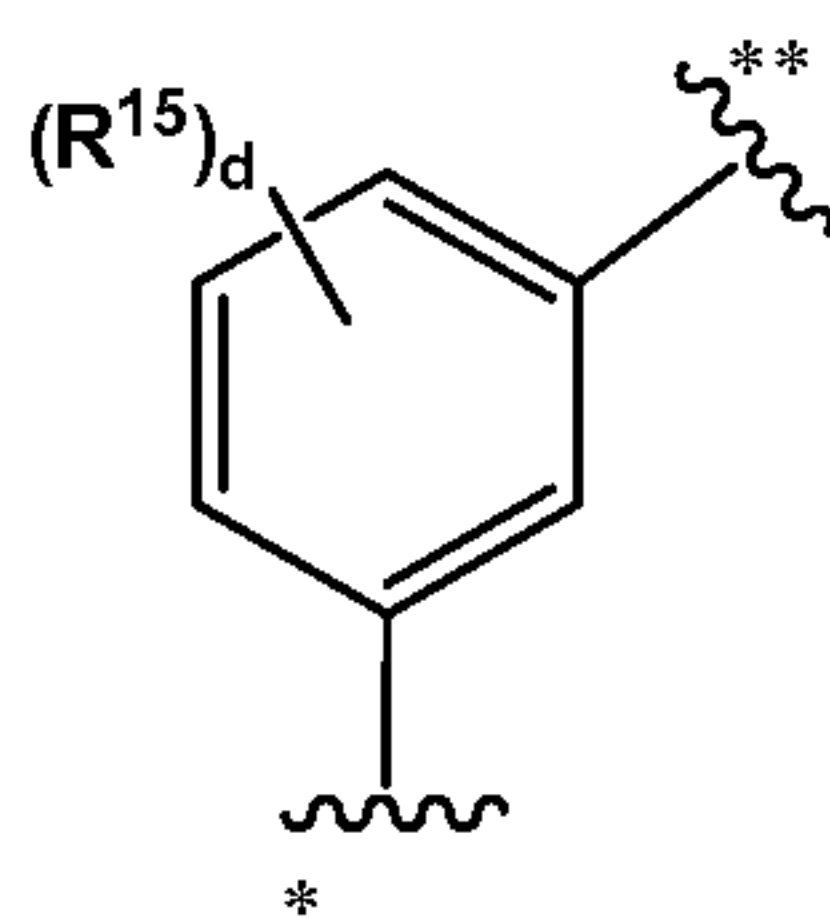
In an exemplary embodiment, B is a member selected from

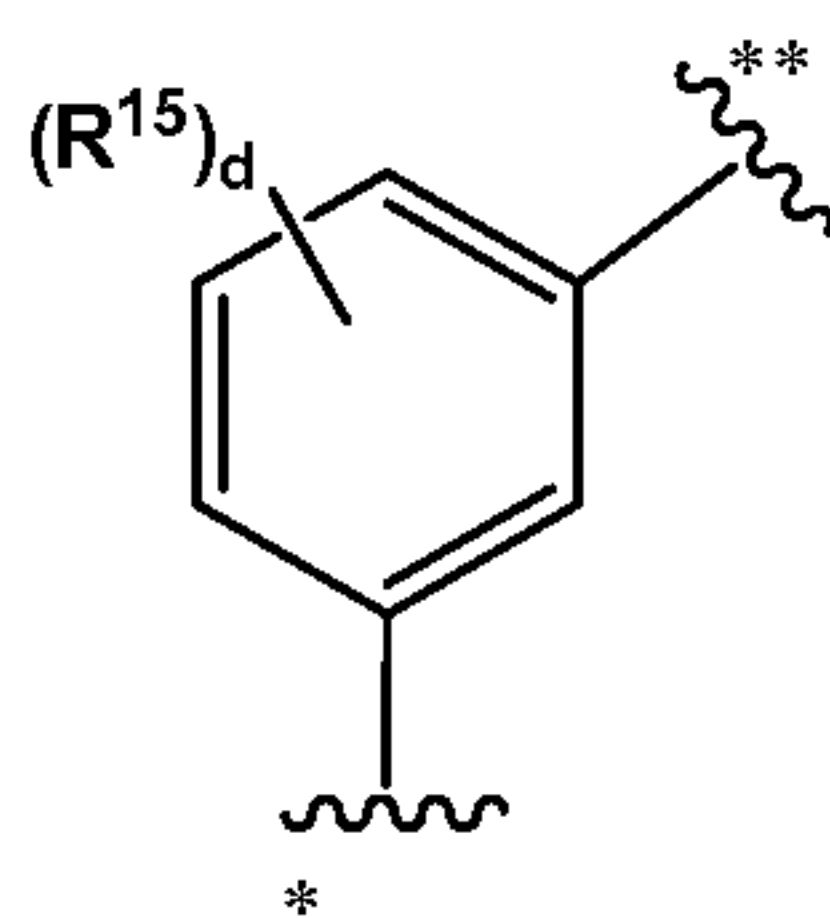


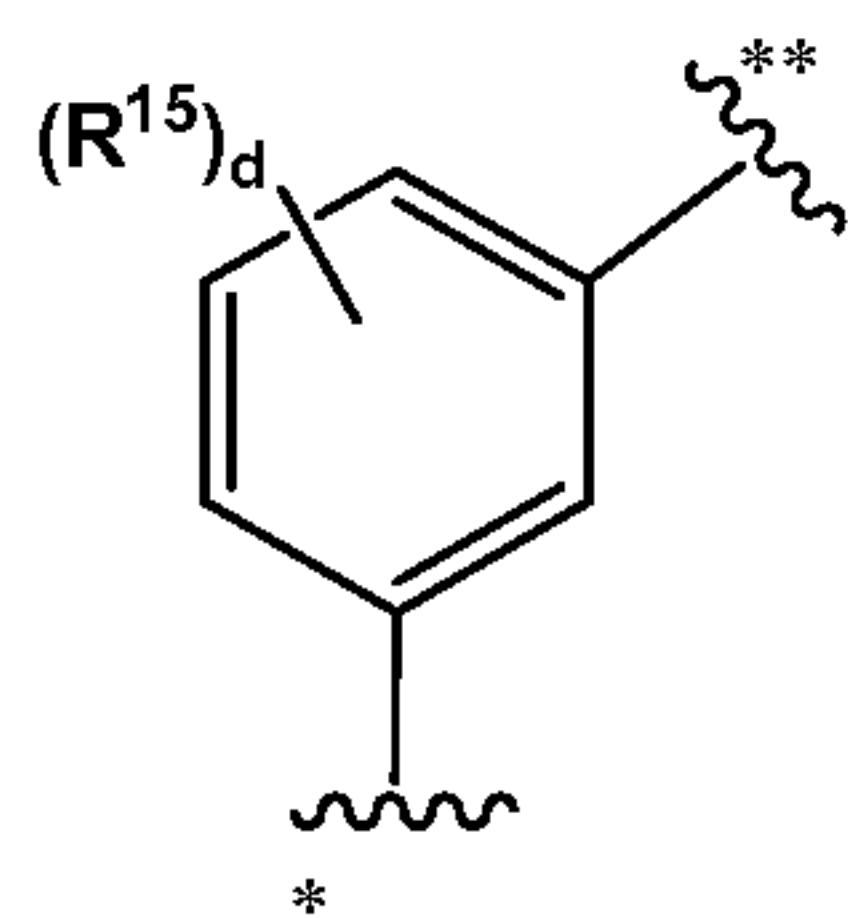
10 [0118] In an exemplary embodiment, Z is a member selected from substituted or unsubstituted thiazolyl, substituted or unsubstituted thiadiazolyl, substituted or unsubstituted isoxazolyl, substituted or unsubstituted tetrazolyl, substituted or unsubstituted triazolyl and substituted or unsubstituted pyrazolyl. In an exemplary embodiment, Z is substituted or unsubstituted thiazolyl. In an exemplary embodiment, Z is substituted or unsubstituted

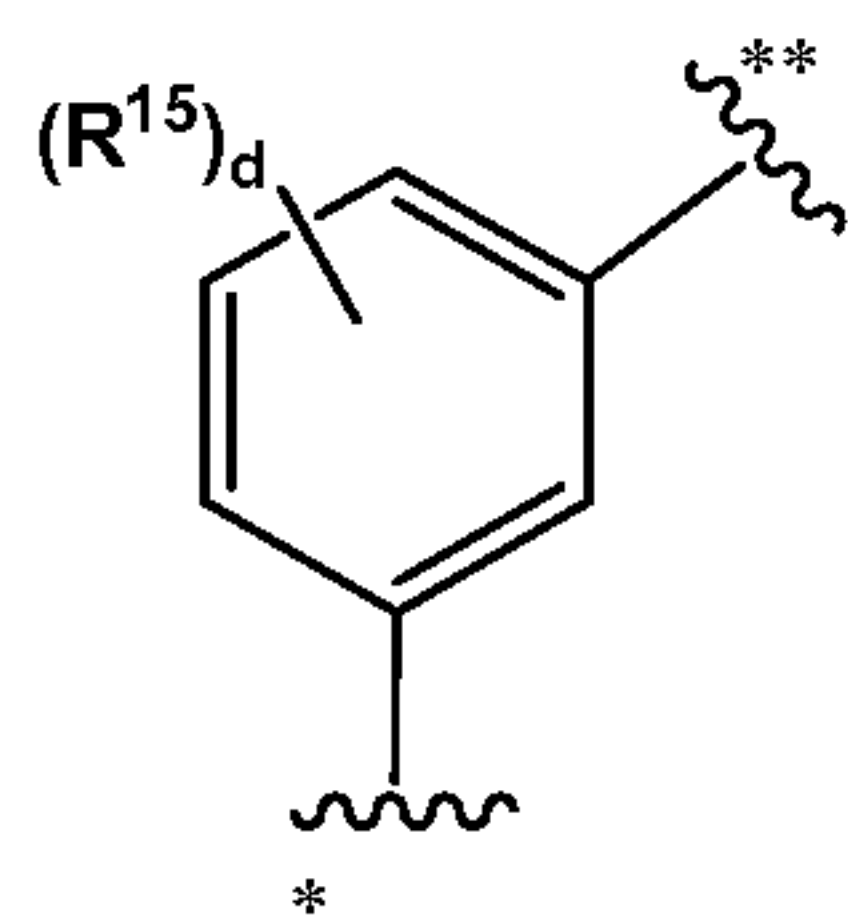
thiadiazolyl. In an exemplary embodiment, Z is a member selected from substituted or unsubstituted thiazol-2-yl, substituted or unsubstituted thiazol-4-yl, substituted or unsubstituted thiazol-5-yl, substituted or unsubstituted thiadiazol-2-yl, substituted or unsubstituted thiadiazol-5-yl, substituted or unsubstituted pyrazol-3-yl, substituted or unsubstituted pyrazol-4-yl, substituted or unsubstituted pyrazol-5-yl, substituted or unsubstituted isoxazol-5-yl, substituted or unsubstituted isoxazol-4-yl, substituted or unsubstituted isoxazol-3-yl, substituted or unsubstituted tetrazol-5-yl, substituted or unsubstituted triazol-3-yl and substituted or unsubstituted triazol-4-yl. In an exemplary embodiment, Z is a member selected from substituted or unsubstituted 1,3 thiazolyl, substituted or unsubstituted 1,2,4 thiadiazolyl, substituted or unsubstituted 1,3,4 thiadiazolyl, substituted or unsubstituted isoxazolyl, substituted or unsubstituted 2H-tetrazolyl, substituted or unsubstituted 2H-1,2,3 triazolyl, substituted or unsubstituted 2H-1,2,4 triazolyl and substituted or unsubstituted 1H-pyrazolyl. In an exemplary embodiment, Z is a member selected from substituted or unsubstituted 1,3 thiazol-2-yl, substituted or unsubstituted 1,3 thiazol-4-yl, substituted or unsubstituted 1,3 thiazol-5-yl, substituted or unsubstituted 1,3,4 thiadiazol-2-yl, substituted or unsubstituted 1,2,4 thiadiazol-5-yl, substituted or unsubstituted 1H-pyrazol-3-yl, substituted or unsubstituted 1H-pyrazol-4-yl, substituted or unsubstituted 1H-pyrazol-5-yl, substituted or unsubstituted isoxazol-5-yl, substituted or unsubstituted isoxazol-4-yl, substituted or unsubstituted isoxazol-3-yl, substituted or unsubstituted 2H-tetrazol-5-yl, substituted or unsubstituted 1H-1,2,4 triazol-3-yl and substituted or unsubstituted 2H-1,2,3 triazol-4-yl. In an exemplary embodiment, Z is a member selected from 1,3 thiazol-2-yl, (halo)1,3 thiazol-2-yl, (substituted or unsubstituted (C₁-C₁₀)alkyl)1,3 thiazol-2-yl, 1,3 thiazol-4-yl, (substituted or unsubstituted (C₁-C₁₀)alkyl)1,3 thiazol-4-yl, 1,3 thiazol-5-yl, (substituted or unsubstituted (C₁-C₁₀)alkyl)1,3 thiazol-5-yl, (substituted or unsubstituted (C₁-C₁₀)alkyl) 1,3,4 thiadiazol-2-yl, 1,3,4 thiadiazol-2-yl, (substituted or unsubstituted (C₁-C₁₀)alkyl) 1,2,4 thiadiazol-5-yl, 1,2,4 thiadiazol-5-yl, (substituted or unsubstituted (C₁-C₁₀)alkyl)1H-pyrazol-3-yl, (substituted or unsubstituted (C₁-C₁₀)alkyl) 1H-pyrazol-4-yl, 1H-pyrazol-5-yl, (substituted or unsubstituted (C₁-C₁₀)alkyl)isoxazol-5-yl, isoxazol-4-yl, (substituted or unsubstituted (C₁-C₁₀)alkyl)isoxazol-4-yl, isoxazol-3-yl, (substituted or unsubstituted (C₁-C₁₀)alkyl)isoxazol-3-yl, (substituted or unsubstituted (C₁-C₁₀)alkyl) 2H-tetrazol-5-yl, (substituted or unsubstituted (C₁-C₁₀)alkyl) 1H-1,2,4 triazol-3-yl, 1H-1,2,4 triazol-3-yl and (substituted or unsubstituted (C₁-C₁₀)alkyl) 2H-1,2,3 triazol-4-yl. In an exemplary embodiment, Z is a member selected from 1,3 thiazol-2-yl, (halo)1,3 thiazol-2-yl, (substituted or unsubstituted (C₁-C₄)alkyl)1,3 thiazol-2-yl, 1,3 thiazol-4-yl, (substituted or unsubstituted (C₁-C₄)alkyl)1,3 thiazol-4-yl, 1,3 thiazol-5-yl, (substituted or

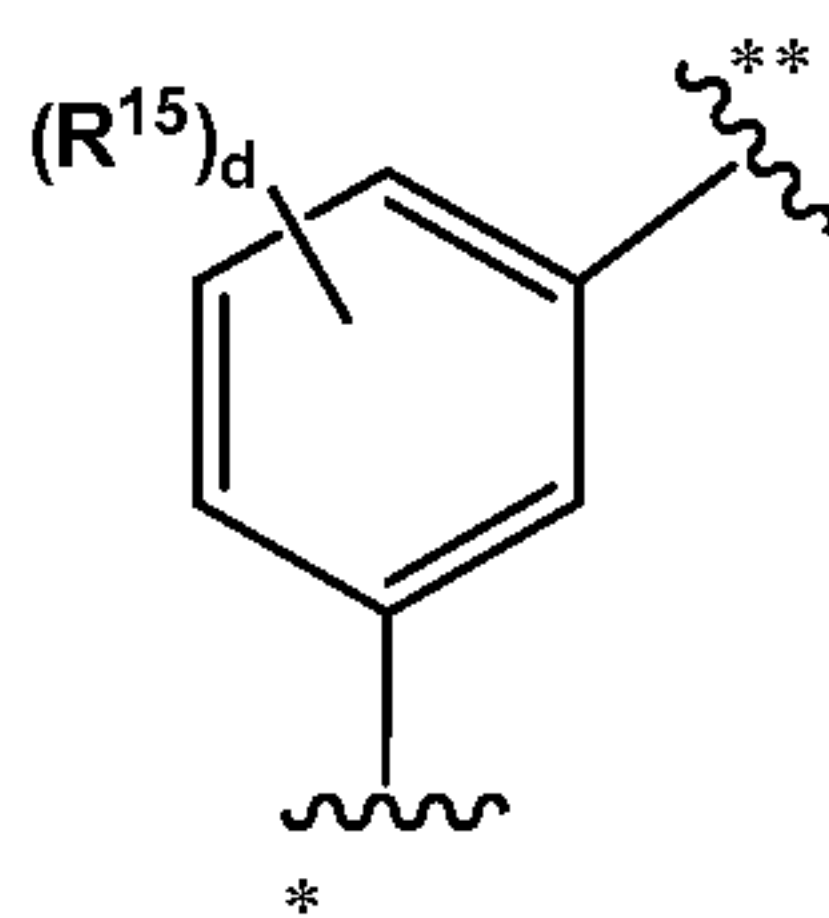
unsubstituted (C₁-C₄)alkyl)1,3 thiazol-5-yl, (substituted or unsubstituted (C₁-C₄)alkyl) 1,3,4
thiadiazol-2-yl, 1,3,4 thiadiazol-2-yl, (substituted or unsubstituted (C₁-C₄)alkyl) 1,2,4
thiadiazol-5-yl, 1,2,4 thiadiazol-5-yl, (substituted or unsubstituted (C₁-C₄)alkyl)1H-pyrazol-3-
yl, (substituted or unsubstituted (C₁-C₄)alkyl) 1H-pyrazol-4-yl, 1H-pyrazol-5-yl, (substituted or
5 unsubstituted (C₁-C₄)alkyl)isoxazol-5-yl, isoxazol-4-yl, (substituted or unsubstituted (C₁-
C₄)alkyl)isoxazol-4-yl, isoxazol-3-yl, (substituted or unsubstituted (C₁-C₄)alkyl)isoxazol-3-yl,
(substituted or unsubstituted (C₁-C₄)alkyl) 2H-tetrazol-5-yl, (substituted or unsubstituted (C₁-
C₄)alkyl) 1H-1,2,4 triazol-3-yl, 1H-1,2,4 triazol-3-yl and (substituted or unsubstituted (C₁-
C₄)alkyl) 2H-1,2,3 triazol-4-yl. In an exemplary embodiment, Z is a member selected from 1,3
10 thiazol-2-yl, (5-chloro)1,3 thiazol-2-yl, (4-methyl)1,3 thiazol-2-yl, (5-methyl)1,3 thiazol-2-yl,
4(methoxycarbonyl)(1,3 thiazol-2-yl), 4-trifluoromethyl 1,3 thiazol-2-yl, 1,3 thiazol-4-yl, 2-
methyl 1,3 thiazol-4-yl, 1,3 thiazol-5-yl, 2-methyl 1,3 thiazol-5-yl, 4-trifluoromethyl 1,3,4
thiadiazol-2-yl, 5-methyl 1,3,4 thiadiazol-2-yl, 1,3,4 thiadiazol-2-yl, 3-methyl 1,2,4 thiadiazol-
5-yl, 3-ethyl 1,2,4 thiadiazol-5-yl, 1,2,4 thiadiazol-5-yl, 1-methyl 1H-pyrazol-3-yl, 1-methyl
15 1H-pyrazol-4-yl, 1,3,5 trimethyl 1H-pyrazol-4-yl, 1H-pyrazol-5-yl, 3-methyl isoxazol-5-yl,
3,4-dimethyl isoxazol-5-yl, isoxazol-4-yl, 3,5-dimethylisoxazol-4-yl, isoxazol-3-yl, 5-methyl
isoxazol-3-yl, 2-methyl 2H-tetrazol-5-yl, 1-methyl 1H-1,2,4 triazol-3-yl, 1H-1,2,4 triazol-3-yl
and 2-ethyl 2H-1,2,3 triazol-4-yl. In an exemplary embodiment, Z is a member selected from
1,3 thiazol-2-yl, 5-chloro(1,3 thiazol-2-yl), 4-methyl(1,3 thiazol-2-yl), 5-methyl(1,3 thiazol-2-
20 yl), 4(methoxycarbonyl)(1,3 thiazol-2-yl), 4-trifluoromethyl 1,3 thiazol-2-yl, 1,3 thiazol-4-yl,
2-methyl 1,3 thiazol-4-yl, 3-methyl 1,2,4 thiadiazol-5-yl, 3-ethyl 1,2,4 thiadiazol-5-yl,
unsubstituted 1,2,4 thiadiazol-5-yl. In an exemplary embodiment, Z is a member selected from
1,3 thiazol-2-yl, 1,3 thiazol-4-yl, 5-halo(1,3 thiazol-2-yl), 5-alkyl(1,3 thiazol-2-yl) and 1,2,4
thiadiazol-5-yl. In an exemplary embodiment, Z is a member selected from 1,3 thiazol-2-yl,
25 1,3 thiazol-4-yl, 5-chloro(1,3 thiazol-2-yl), 5-methyl(1,3 thiazol-2-yl) and 1,2,4 thiadiazol-5-yl.
In an exemplary embodiment, Z is a member selected from 1,3 thiazol-2-yl, 5-chloro(1,3
thiazol-2-yl) and 1,2,4 thiadiazol-5-yl. In an exemplary embodiment, Z is 1,3 thiazol-2-yl. In
an exemplary embodiment, Z is 5-chloro(1,3 thiazol-2-yl). In an exemplary embodiment, Z is
1,2,4 thiadiazol-5-yl.

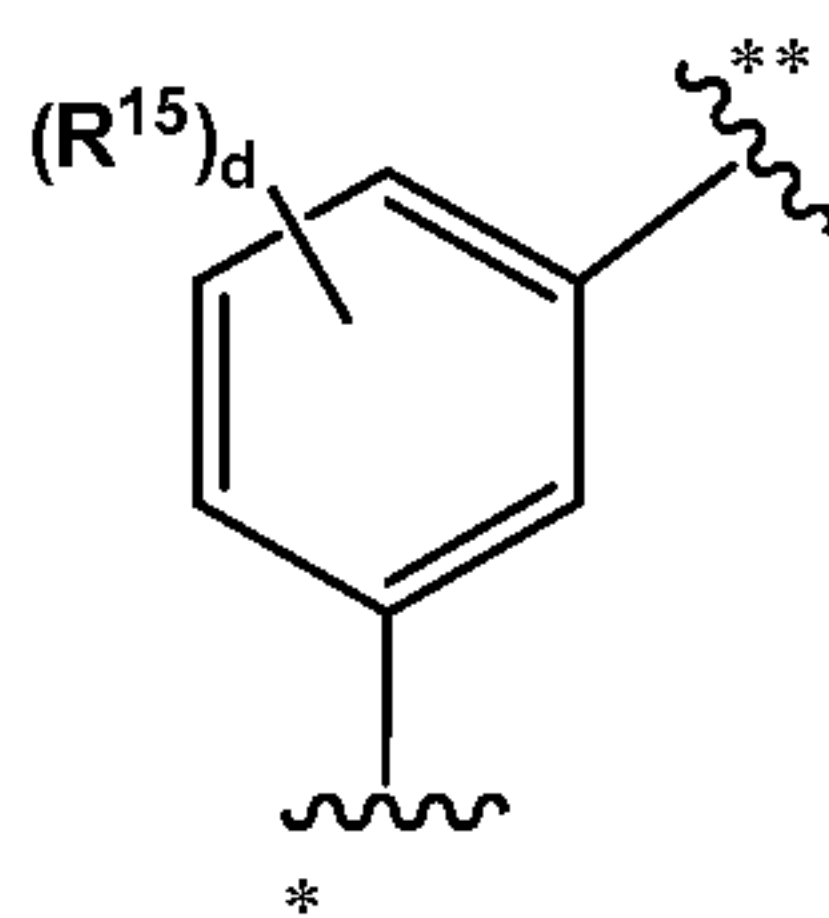


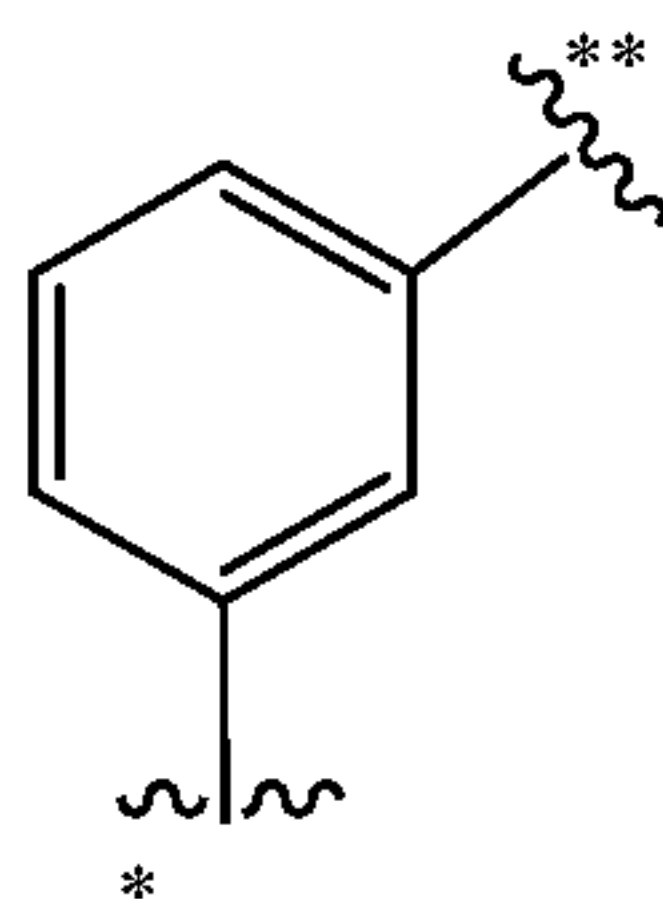
[0119] In an exemplary embodiment, B is  and Z is a member selected from substituted or unsubstituted thiazolyl, substituted or unsubstituted thiadiazolyl, substituted or unsubstituted isoxazolyl, substituted or unsubstituted tetrazolyl, substituted or unsubstituted triazolyl and substituted or unsubstituted pyrazolyl. In an exemplary embodiment, B is

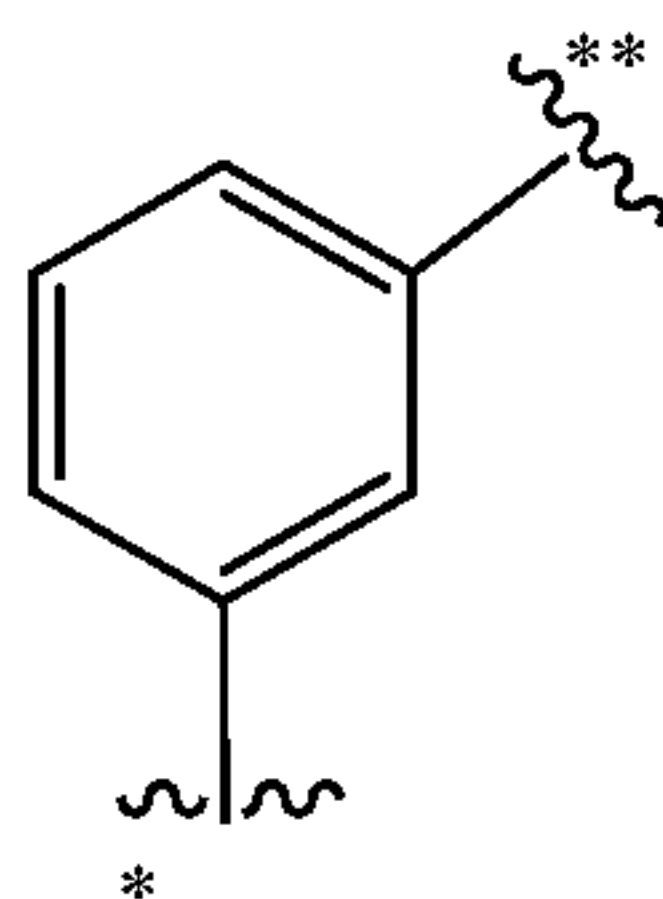


5  and Z is a member selected from 1,3 thiazol-2-yl, (halo)1,3 thiazol-2-yl, (substituted or unsubstituted (C₁-C₄)alkyl)1,3 thiazol-2-yl, 1,3 thiazol-4-yl, (substituted or unsubstituted (C₁-C₄)alkyl)1,3 thiazol-4-yl, 1,3 thiazol-5-yl, (substituted or unsubstituted (C₁-C₄)alkyl)1,3 thiazol-5-yl, (substituted or unsubstituted (C₁-C₄)alkyl) 1,3,4 thiadiazol-2-yl, 1,3,4 thiadiazol-2-yl, (substituted or unsubstituted (C₁-C₄)alkyl) 1,2,4 thiadiazol-5-yl, 1,2,4
10 thiadiazol-5-yl, (substituted or unsubstituted (C₁-C₄)alkyl)1H-pyrazol-3-yl, (substituted or unsubstituted (C₁-C₄)alkyl) 1H-pyrazol-4-yl, 1H-pyrazol-5-yl, (substituted or unsubstituted (C₁-C₄)alkyl)isoxazol-5-yl, isoxazol-4-yl, (substituted or unsubstituted (C₁-C₄)alkyl)isoxazol-4-yl, isoxazol-3-yl, (substituted or unsubstituted (C₁-C₄)alkyl)isoxazol-3-yl, (substituted or unsubstituted (C₁-C₄)alkyl) 2H-tetrazol-5-yl, (substituted or unsubstituted (C₁-C₄)alkyl) 1H-1,2,4
15 triazol-3-yl, 1H-1,2,4 triazol-3-yl and (substituted or unsubstituted (C₁-C₄)alkyl) 2H-1,2,3

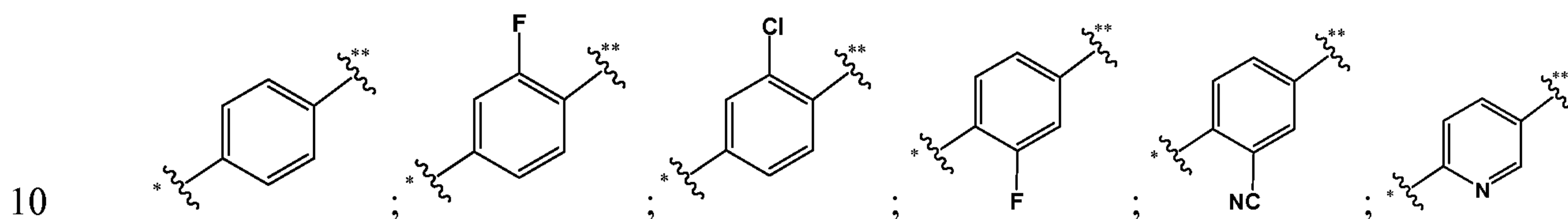


triazol-4-yl. In an exemplary embodiment, B is  and Z is 1,3 thiazol-2-yl, 1,3 thiazol-4-yl, 5-halo(1,3 thiazol-2-yl), 5-alkyl(1,3 thiazol-2-yl) and 1,2,4 thiadiazol-5-yl. In



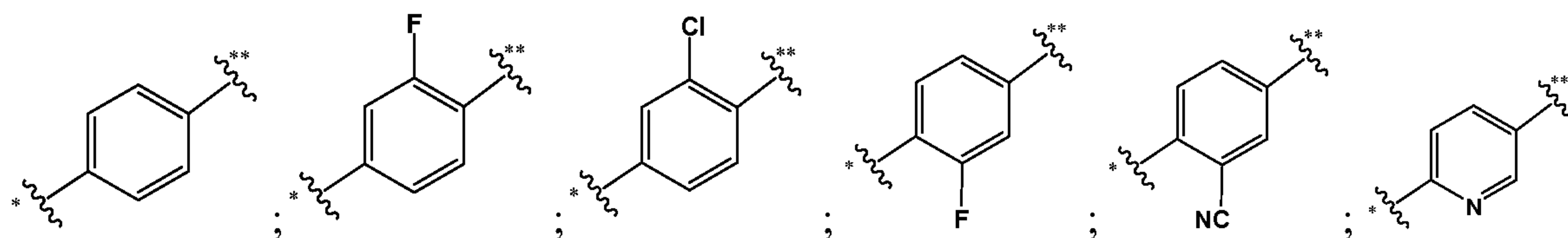
another exemplary embodiment, B is  and Z is 1,3 thiazol-2-yl, 1,3 thiazol-4-yl, 5-halo(1,3 thiazol-2-yl), 5-alkyl(1,3 thiazol-2-yl) and 1,2,4 thiadiazol-5-yl.

[0120] In an exemplary embodiment, R⁵ is H, R⁶ is a member selected from 3-chlorobenzyl, 3-fluorobenzyl, 3-trifluoromethylbenzyl, 3-trifluoromethoxybenzyl, 4-chlorobenzyl, 4-fluorobenzyl, 4-trifluoromethylbenzyl, 4-trifluoromethoxybenzyl, 3-chloro-4-trifluoromethoxybenzyl, 3-chloro-4-trifluoromethylbenzyl, 3-fluoro-4-trifluoromethoxybenzyl, 3-fluoro-4-trifluoromethylbenzyl, 3,4 dichlorobenzyl, 2,5 dichlorobenzyl, 3-chloro-4-fluorobenzyl, 3-trifluoromethoxy-4-fluorobenzyl, 3-fluoro-4-chlorobenzyl, 2-fluoro-4-trifluoromethylbenzyl, 3-cyclopropyl-4-fluorobenzyl, 2-methoxy-4-trifluoromethoxybenzyl, 3,4-difluorobenzyl, 3-fluoro-4-chlorobenzyl, 2-methyl-3-chlorobenzyl, 2-fluoro-3-trifluoromethylbenzyl and 3-trifluoromethyl-4-fluorobenzyl; and B is a member selected from



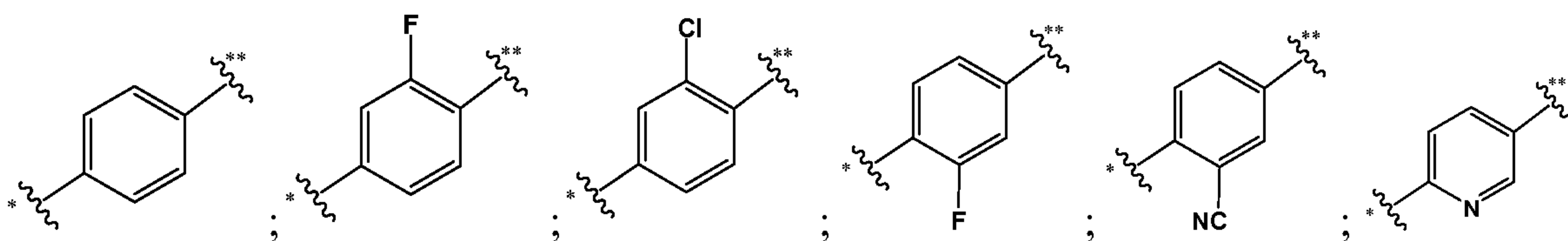
wherein represents a bond covalently attached to said carbon of said carbonyl, and represents a bond covalently attached to said sulfur of said sulfonamide.

[0121] In an exemplary embodiment, R⁵ is H, R⁶ is a member selected from 1-(substituted or unsubstituted phenyl)ethyl and 2-methyl-2-halophenoxypropyl; and B is a member selected from



wherein represents a bond covalently attached to said carbon of said carbonyl, and represents a bond covalently attached to said sulfur of said sulfonamide.

[0122] In an exemplary embodiment, R⁵ is H, R⁶ is a member selected from 1-(4-trifluorophenyl)ethyl, 2-methyl-2-(4-fluorophenoxy)propyl, 2-chloro-4-trifluoromethylbenzyl, 2-methoxy-4-trifluoromethoxybenzyl, (1-(4-chlorophenyl)cyclopropyl)methyl, 2-methyl-3-chlorobenzyl, 2-fluoro-3-trifluoromethylbenzyl, 1-(4-trifluoromethylbenzyl)ethyl, 2,5-dichlorobenzyl and 2-fluoromethoxy-2-methyl-propyl; and B is a member selected from



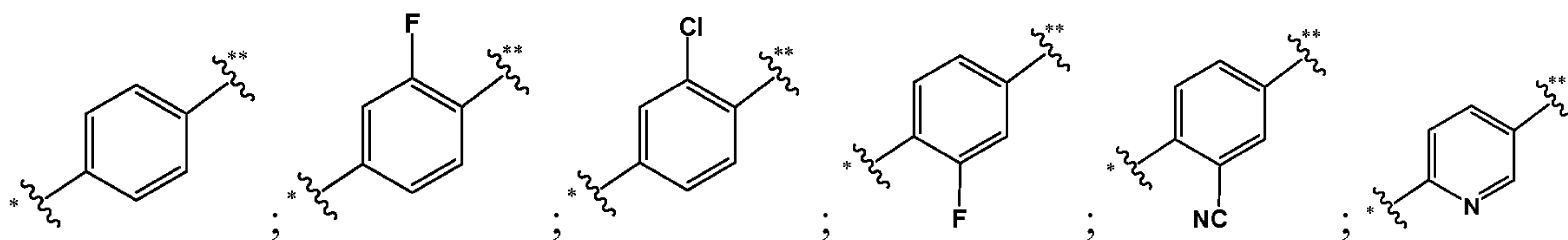
wherein represents a bond covalently attached to said carbon of said carbonyl, and represents a bond covalently attached to said sulfur of said sulfonamide.

[0123] In an exemplary embodiment, R⁵ is H, R⁶ is a member selected from 3-chlorobenzyl, 3-fluorobenzyl, 3-trifluoromethylbenzyl, 3-trifluoromethoxybenzyl, 4-chlorobenzyl, 4-fluorobenzyl, 4-trifluoromethylbenzyl, 4-trifluoromethoxybenzyl, 3-chloro-4-trifluoromethoxybenzyl, 3-chloro-4-trifluoromethylbenzyl, 3-fluoro-4-trifluoromethoxybenzyl, 3-fluoro-4-trifluoromethylbenzyl, 3,4 dichlorobenzyl, 2,5 dichlorobenzyl, 3-chloro-4-fluorobenzyl, 3-trifluoromethoxy-4-fluorobenzyl, 3-fluoro-4-chlorobenzyl, 2-fluoro-4-trifluoromethylbenzyl, 3-cyclopropyl-4-fluorobenzyl, 2-methoxy-4-trifluoromethoxybenzyl, 3,4-difluorobenzyl, 3-fluoro-4-chlorobenzyl, 2-methyl-3-chlorobenzyl, 2-fluoro-3-trifluoromethylbenzyl and 3-trifluoromethyl-4-fluorobenzyl; and Z is a member selected from 1,3 thiazol-2-yl, 1,3 thiazol-4-yl, 5-halo(1,3 thiazol-2-yl), 5-alkyl(1,3 thiazol-2-yl) and 1,2,4 thiadiazol-5-yl.

[0124] In an exemplary embodiment, R⁵ is H, R⁶ is a member selected from 1-(substituted or unsubstituted phenyl)ethyl and 2-methyl-2-halophenoxypropyl; and Z is a member selected from 1,3 thiazol-2-yl, 1,3 thiazol-4-yl, 5-halo(1,3 thiazol-2-yl), 5-alkyl(1,3 thiazol-2-yl) and 1,2,4 thiadiazol-5-yl.

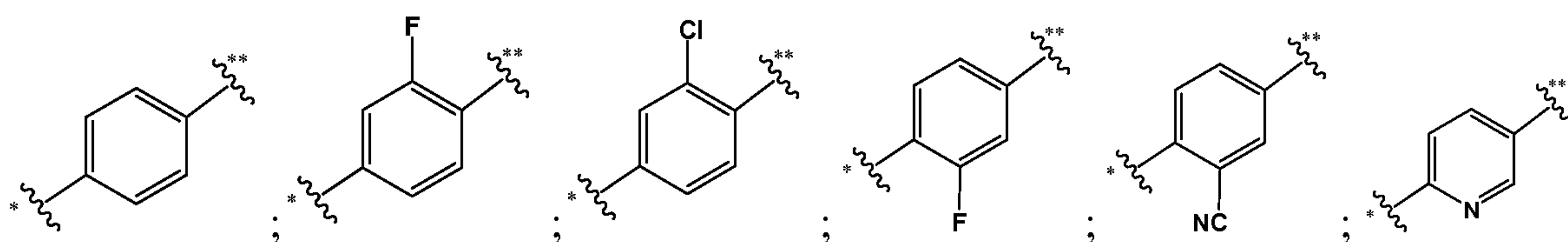
[0125] In an exemplary embodiment, R⁵ is H, R⁶ is a member selected from 1-(4-trifluorophenyl)ethyl, 2-methyl-2-(4-fluorophenoxy)propyl, 2-chloro-4-trifluoromethylbenzyl, 2-methoxy-4-trifluoromethoxybenzyl, (1-(4-chlorophenyl)cyclopropyl)methyl, 2-methyl-3-chlorobenzyl, 2-fluoro-3-trifluoromethylbenzyl, 1-(4-trifluoromethylbenzyl)ethyl, 2,5-dichlorobenzyl and 2-fluoromethoxy-2-methyl-propyl; and Z is a member selected from 1,3 thiazol-2-yl, 1,3 thiazol-4-yl, 5-halo(1,3 thiazol-2-yl), 5-alkyl(1,3 thiazol-2-yl) and 1,2,4 thiadiazol-5-yl.

[0126] In an exemplary embodiment, B is a member selected from



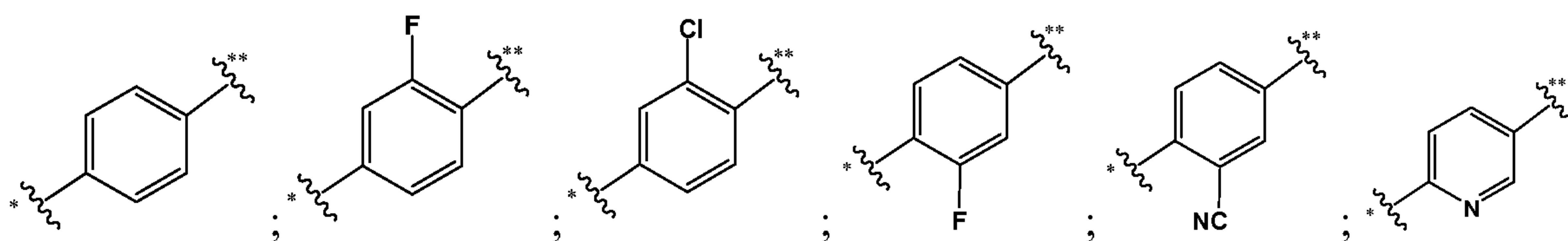
wherein represents a bond covalently attached to said carbon of said carbonyl; represents a bond covalently attached to said sulfur of said sulfonamide; and Z is a member selected from 1,3 thiazol-2-yl, 1,3 thiazol-4-yl, 5-halo(1,3 thiazol-2-yl), 5-alkyl(1,3 thiazol-2-yl) and 1,2,4 thiadiazol-5-yl.

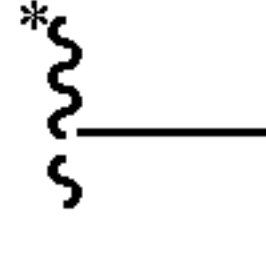

[0127] In an exemplary embodiment, R⁵ is H; R⁶ is a member selected from 3-chlorobenzyl, 3-fluorobenzyl, 3-trifluoromethylbenzyl, 3-trifluoromethoxybenzyl, 4-chlorobenzyl, 4-fluorobenzyl, 4-trifluoromethylbenzyl, 4-trifluoromethoxybenzyl, 3-chloro-4-trifluoromethoxybenzyl, 3-chloro-4-trifluoromethylbenzyl, 3-fluoro-4-trifluoromethoxybenzyl, 3-fluoro-4-trifluoromethylbenzyl, 3,4 dichlorobenzyl, 2,5 dichlorobenzyl, 3-chloro-4-fluorobenzyl, 3-trifluoromethoxy-4-fluorobenzyl, 3-fluoro-4-chlorobenzyl, 2-fluoro-4-trifluoromethylbenzyl, 3-cyclopropyl-4-fluorobenzyl, 2-methoxy-4-trifluoromethoxybenzyl, 3,4-difluorobenzyl, 3-fluoro-4-chlorobenzyl, 2-methyl-3-chlorobenzyl, 2-fluoro-3-trifluoromethylbenzyl and 3-trifluoromethyl-4-fluorobenzyl; B is a member selected from



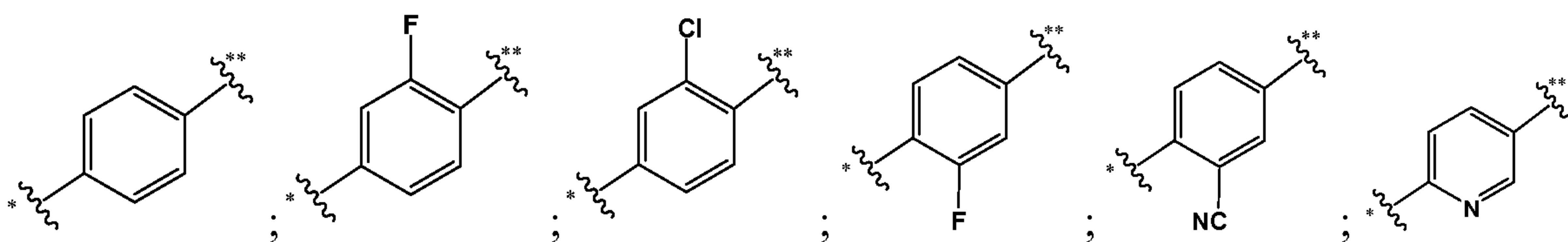
wherein represents a bond covalently attached to said carbon of said carbonyl; represents a bond covalently attached to said sulfur of said sulfonamide; Z is a member selected from 1,3 thiazol-2-yl, 1,3 thiazol-4-yl, 5-halo(1,3 thiazol-2-yl), 5-alkyl(1,3 thiazol-2-yl) and 1,2,4 thiadiazol-5-yl.

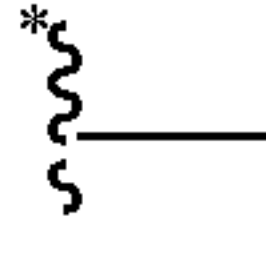
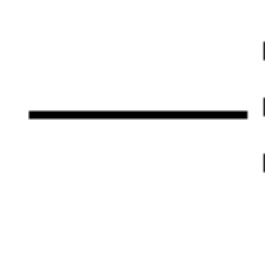
[0128] In an exemplary embodiment, R⁵ is H; R⁶ is a member selected from 1-(substituted or unsubstituted phenyl)ethyl and 2-methyl-2-halophenoxypropyl; B is a member selected from



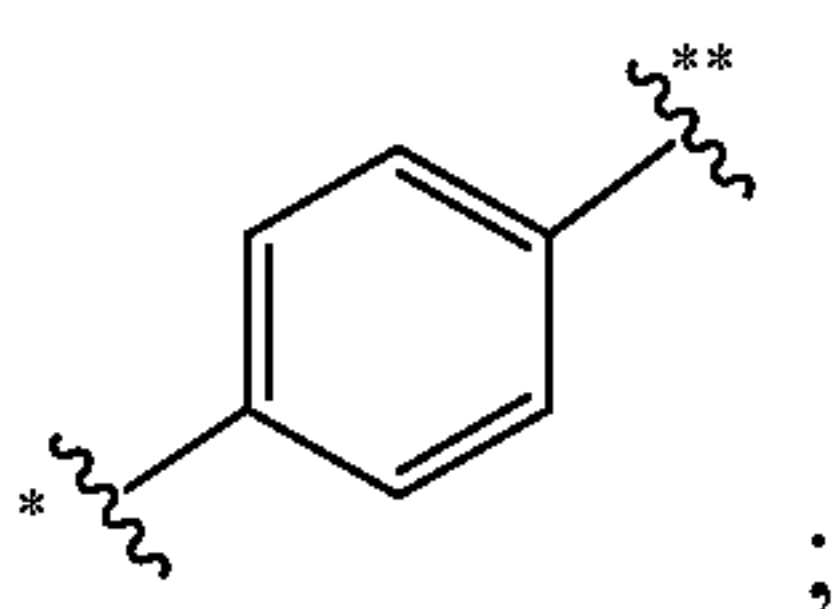
wherein  represents a bond covalently attached to said carbon of said carbonyl;  represents a bond covalently attached to said sulfur of said sulfonamide; Z is a member selected from 1,3 thiazol-2-yl, 1,3 thiazol-4-yl, 5-halo(1,3 thiazol-2-yl), 5-alkyl(1,3 thiazol-2-yl) and 1,2,4 thiadiazol-5-yl.

- 5 [0129] In an exemplary embodiment, R⁵ is H; R⁶ is a member selected from 1-(4-trifluorophenyl)ethyl, 2-methyl-2-(4-fluorophenoxy)propyl, 2-chloro-4-trifluoromethylbenzyl, 2-methoxy-4-trifluoromethoxybenzyl, (1-(4-chlorophenyl)cyclopropyl)methyl, 2-methyl-3-chlorobenzyl, 2-fluoro-3-trifluoromethylbenzyl, 1-(4-trifluoromethylbenzyl)ethyl, 2,5-dichlorobenzyl and 2-fluoromethoxy-2-methyl-propyl; and Z is a member selected from 1,3
10 thiazol-2-yl, 1,3 thiazol-4-yl, 5-halo(1,3 thiazol-2-yl), 5-alkyl(1,3 thiazol-2-yl) and 1,2,4 thiadiazol-5-yl; B is a member selected from



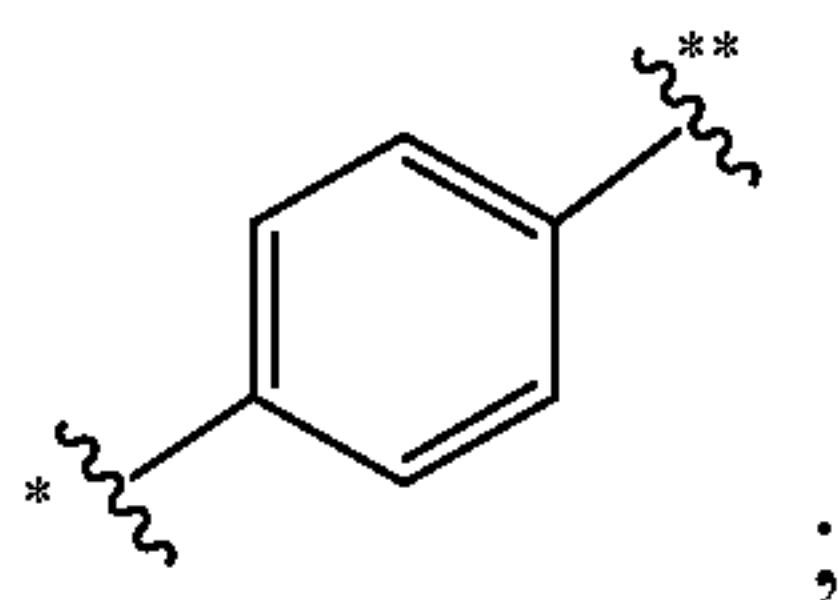
- wherein  represents a bond covalently attached to said carbon of said carbonyl;  represents a bond covalently attached to said sulfur of said sulfonamide; Z is a member
15 selected from 1,3 thiazol-2-yl, 1,3 thiazol-4-yl, 5-halo(1,3 thiazol-2-yl), 5-alkyl(1,3 thiazol-2-yl) and 1,2,4 thiadiazol-5-yl.

[0130] In an exemplary embodiment, B is



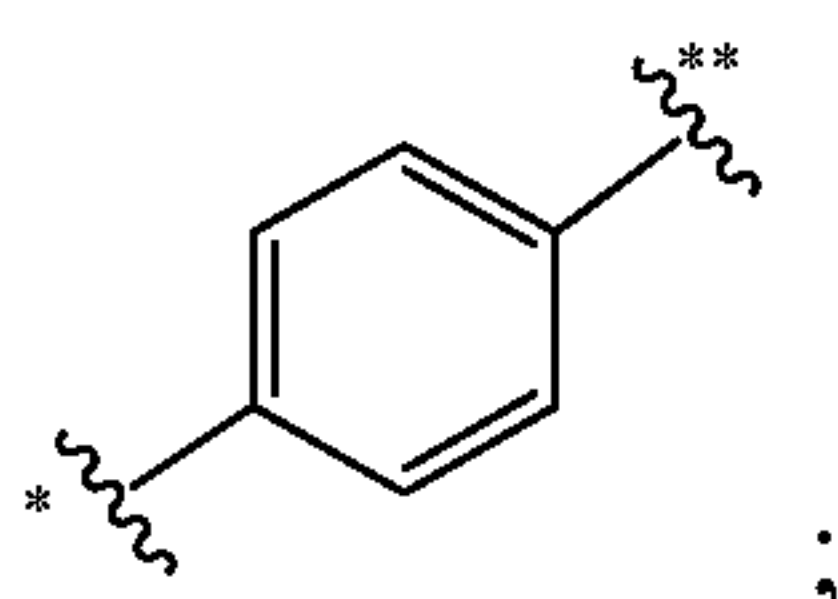
- Z is a member selected from 1,3 thiazol-2-yl, 5-chloro(1,3 thiazol-2-yl) and 1,2,4 thiadiazol-5-yl;
20 R⁵ is H, R⁶ is a member selected from 3-chloro-4-trifluoromethoxybenzyl, 3-chloro-4-trifluoromethylbenzyl, 3-fluoro-4-trifluoromethoxybenzyl, 3,4 dichlorobenzyl, 3-fluoro-4-trifluoromethylbenzyl, 3-trifluoromethoxy-4-fluorobenzyl, 4-trifluoromethoxybenzyl, 4-trifluoromethylbenzyl, 3-fluoro-4-chlorobenzyl, 3-chloro-4-fluorobenzyl, 3-trifluoromethoxy-4-fluorobenzyl, 3-cyclopropyl-4-fluorobenzyl, 2-methoxy-4-trifluoromethoxybenzyl, 3,4-difluorobenzyl, 2-methyl-3-chlorobenzyl, 3-trifluoromethoxybenzyl, 2-fluoro-4-
25 trifluoromethylbenzyl and 2-fluoro-3-trifluoromethylbenzyl.

[0131] In an exemplary embodiment, B is



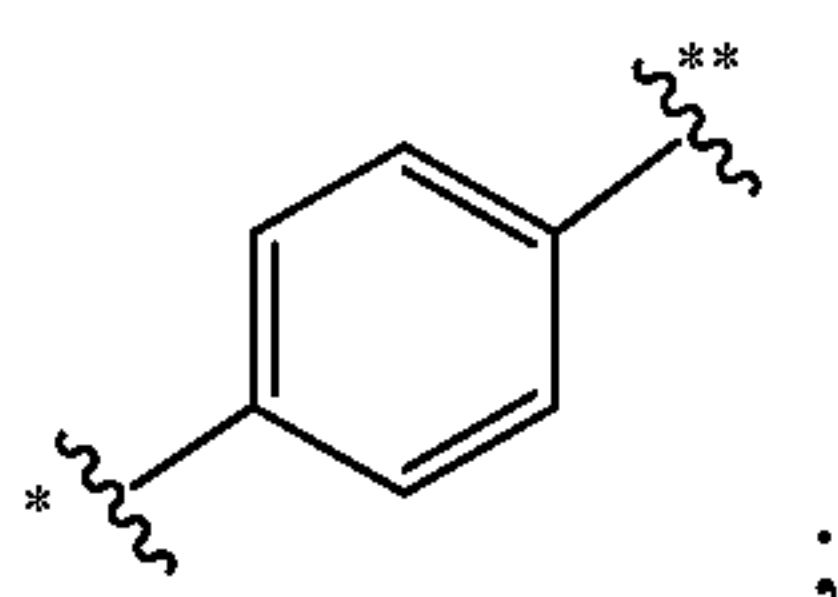
Z is 1,3 thiazol-2-yl; R⁵ is H; R⁶ is a member selected from 3-chloro-4-trifluoromethylbenzyl, 3-fluoro-4-trifluoromethoxybenzyl, 3-fluoro-4-trifluoromethylbenzyl, 3-trifluoromethoxy-4-fluorobenzyl, 3-cyclopropyl-4-fluorobenzyl, 3-trifluoromethyl-4-fluorobenzyl, 2-methoxy-4-trifluoromethoxybenzyl, 2-methyl-3-chlorobenzyl, 3-trifluoromethoxybenzyl, 3-fluoro-4-trifluoromethylbenzyl, 2-fluoro-3-trifluoromethylbenzyl and 3-trifluoromethylbenzyl.

[0132] In an exemplary embodiment, B is



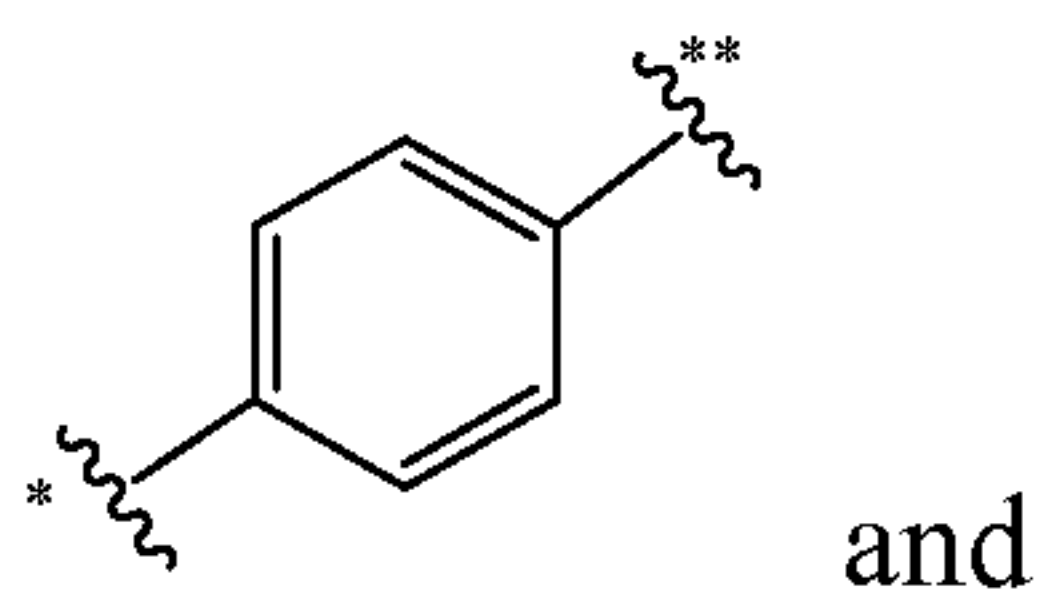
Z is 5-chloro(1,3 thiazol-2-yl); R⁵ is H; R⁶ is a member selected from 3,4 dichlorobenzyl, 3-fluoro-4-trifluoromethoxybenzyl, 3-chloro-4-fluorobenzyl, 3-fluoro-4-trifluoromethylbenzyl, 3-trifluoromethoxy-4-fluorobenzyl, 4-trifluoromethoxybenzyl, 4-trifluoromethylbenzyl, 3-fluoro-4-chlorobenzyl, 3-trifluoromethyl-4-fluorobenzyl, 2-fluoro-3-trifluoromethylbenzyl, 3,4-difluorobenzyl, 3-trifluoromethoxybenzyl and 3-trifluoromethylbenzyl.

[0133] In an exemplary embodiment, B is



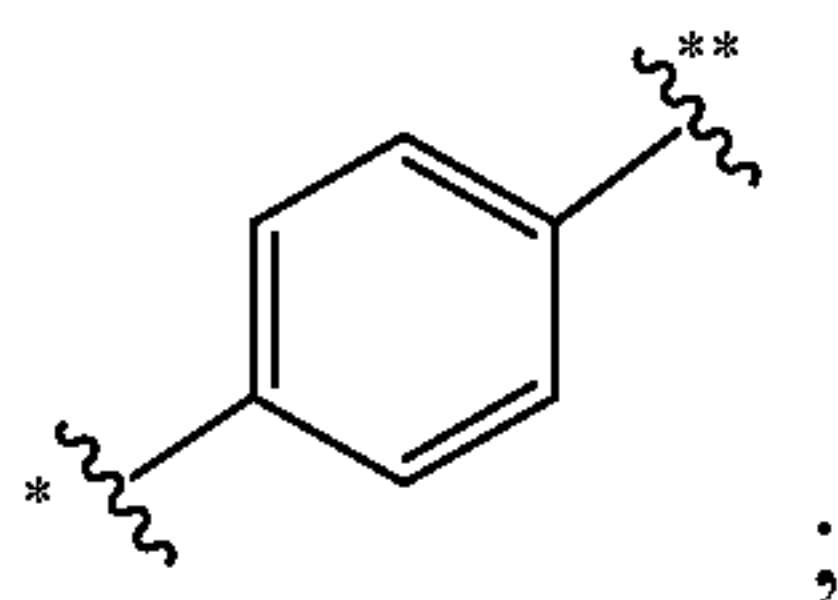
Z is 1,2,4 thiadiazol-5-yl; R⁵ is H; R⁶ is a member selected from 3-chloro-4-trifluoromethoxybenzyl, 3-chloro-4-trifluoromethylbenzyl, 3-fluoro-4-trifluoromethoxybenzyl, 3-fluoro-4-trifluoromethylbenzyl and 4-trifluoromethylbenzyl.

[0134] In an exemplary embodiment, B is



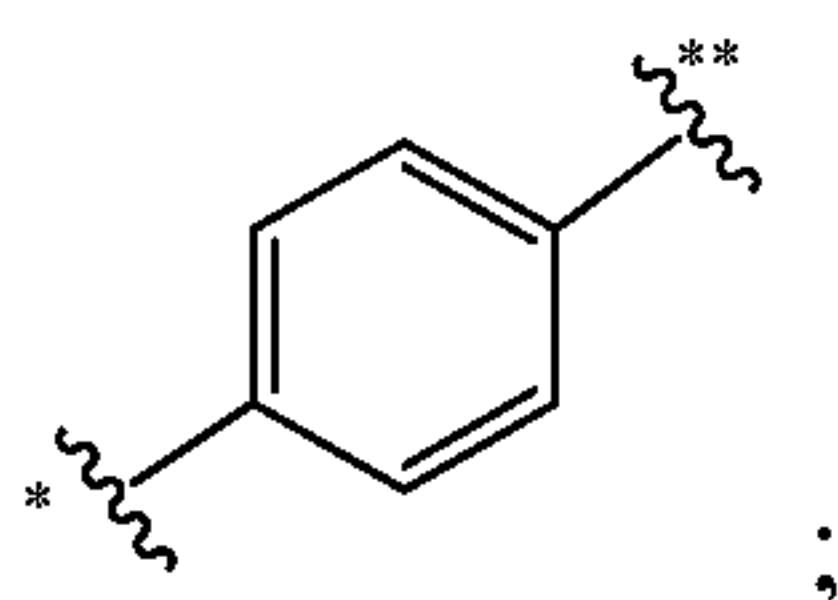
Z is (1,3 thiazol-4-yl).

[0135] In an exemplary embodiment, B is

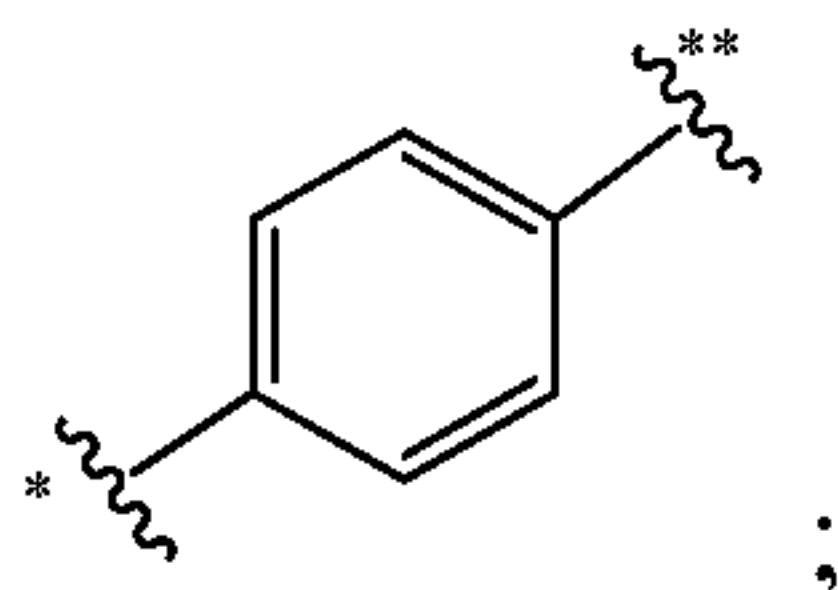


Z is (1,3 thiazol-4-yl); R⁵ is H; and R⁶ is a member selected from 3,4 dichlorobenzyl, 3-fluoro-4-trifluoromethoxybenzyl, 3-chloro-4-fluorobenzyl, 3-fluoro-4-trifluoromethylbenzyl, 3-trifluoromethoxy-4-fluorobenzyl, 4-trifluoromethoxybenzyl, 4-trifluoromethylbenzyl, 3-fluoro-4-chlorobenzyl, 3-trifluoromethyl-4-fluorobenzyl, 2-fluoro-3-trifluoromethylbenzyl, 3,4-difluorobenzyl, 3-trifluoromethoxybenzyl and 3-trifluoromethylbenzyl.

[0136] In an exemplary embodiment, Z is (1,3 thiazol-4-yl), R⁵ is H and R⁶ is 4-trifluoromethylbenzyl. In an exemplary embodiment, B is

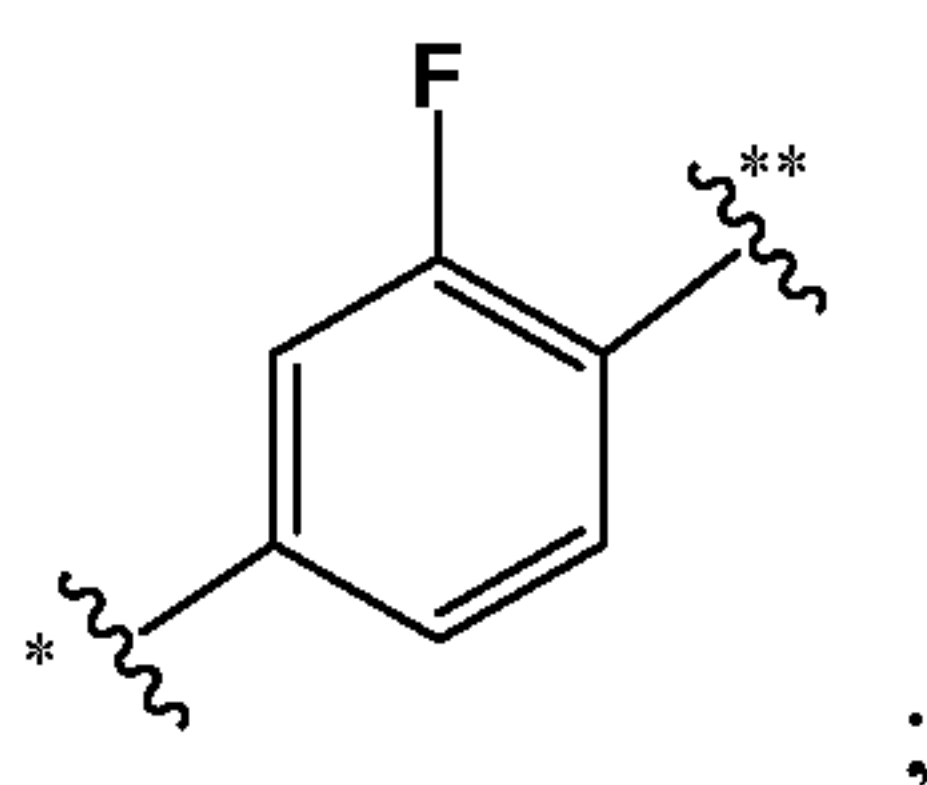


R⁵ is H, R⁶ is 4-trifluoromethylbenzyl. In an exemplary embodiment, B is



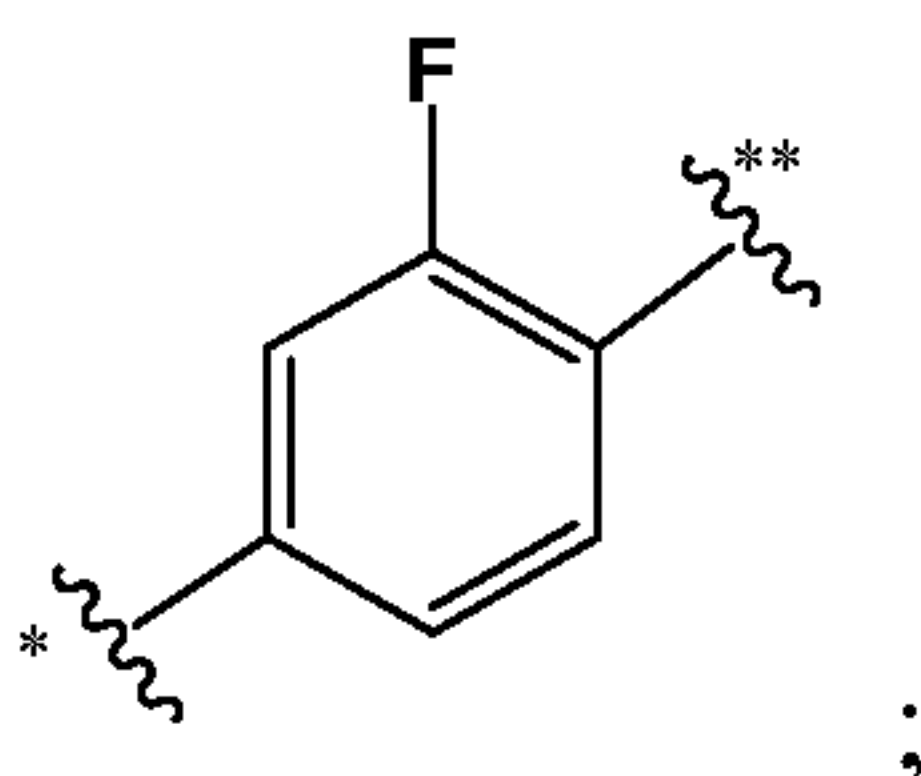
Z is (1,3 thiazol-4-yl), R⁵ is H, R⁶ is 4-trifluoromethylbenzyl.

[0137] In an exemplary embodiment, B is



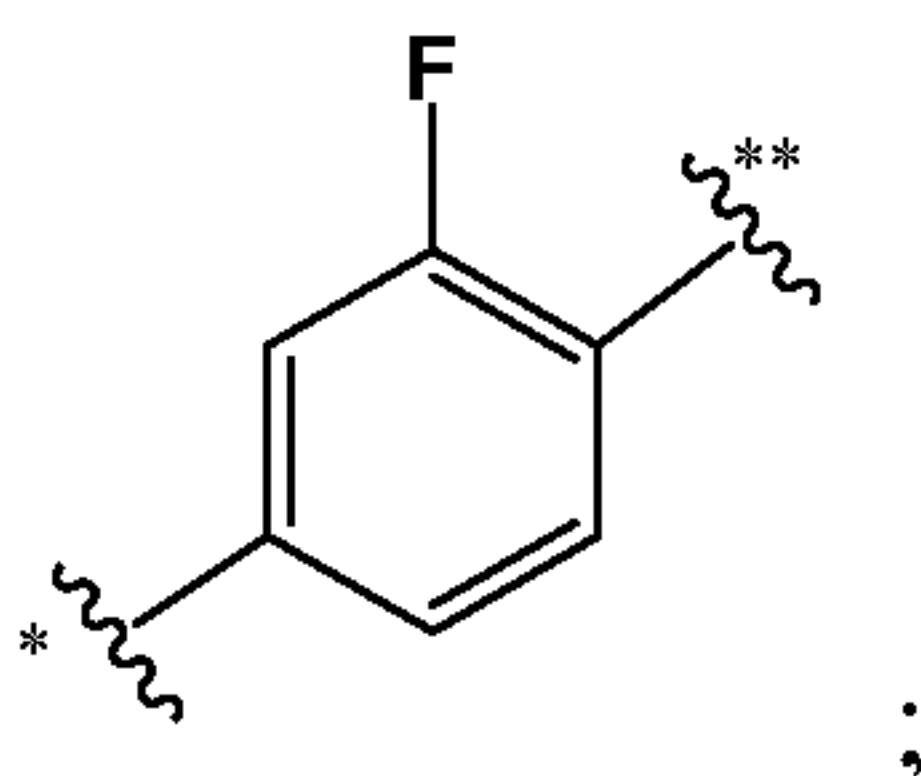
Z is a member selected from 1,3 thiazol-2-yl, 5-chloro(1,3 thiazol-2-yl) and 1,2,4 thiadiazol-5-yl; R⁵ is H; and R⁶ is a member selected from 3-chloro-4-trifluoromethoxybenzyl, 3-chloro-4-trifluoromethylbenzyl, 3-fluoro-4-trifluoromethylbenzyl, 3-fluoro-4-trifluoromethoxybenzyl, 3,4 dichlorobenzyl, 4-trifluoromethoxybenzyl, 4-trifluoromethylbenzyl, 3-chloro-4-fluorobenzyl, 3-fluoro-4-chlorobenzyl, 3-trifluoromethoxy-4-fluorobenzyl, 3,4-difluorobenzyl, 3-trifluoromethyl-4-fluorobenzyl, 3-trifluoromethoxybenzyl and 3-trifluoromethylbenzyl.

[0138] In an exemplary embodiment, B is



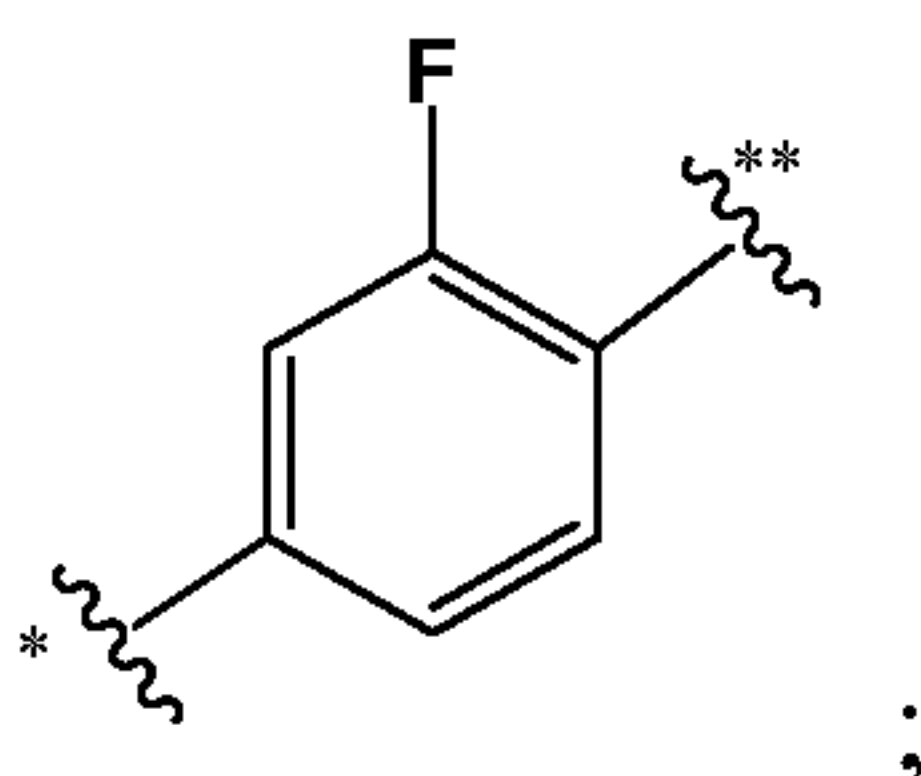
Z is 1,3 thiazol-2-yl; R⁵ is H; R⁶ is a member selected from 3-chloro-4-trifluoromethylbenzyl, 3,4 dichlorobenzyl, 3-fluoro-4-trifluoromethoxybenzyl, 3-fluoro-4-trifluoromethylbenzyl, 3-chloro-4-fluorobenzyl, 3-trifluoromethoxy-4-fluorobenzyl, 3,4-difluorobenzyl, 4-trifluoromethoxybenzyl, 3-trifluoromethoxybenzyl, 3-fluoro-4-chlorobenzyl and 3-trifluoromethylbenzyl.

[0139] In an exemplary embodiment, B is



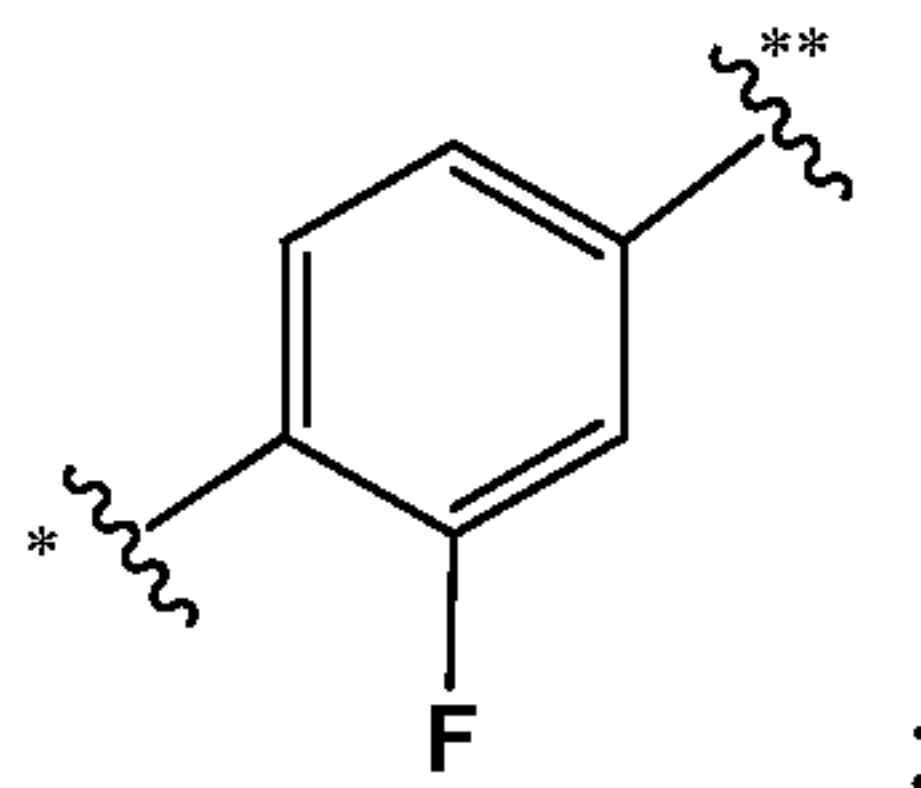
10 Z is 5-chloro(1,3 thiazol-2-yl); R⁵ is H; R⁶ is a member selected from 3-fluoro-4-trifluoromethylbenzyl, 3,4 dichlorobenzyl, 4-trifluoromethoxybenzyl, 3-fluoro-4-trifluoromethoxybenzyl, 4-trifluoromethylbenzyl, 3-fluoro-4-chlorobenzyl, 3,4-difluorobenzyl, 3-trifluoromethyl-4-fluorobenzyl and 3-fluoro-4-trifluoromethoxybenzyl.

[0140] In an exemplary embodiment, B is



15 Z is 1,2,4 thiadiazol-5-yl; R⁵ is H; R⁶ is a member selected from 3-chloro-4-trifluoromethoxybenzyl, 3-chloro-4-trifluoromethylbenzyl, 3-fluoro-4-trifluoromethylbenzyl and 3-fluoro-4-trifluoromethoxybenzyl.

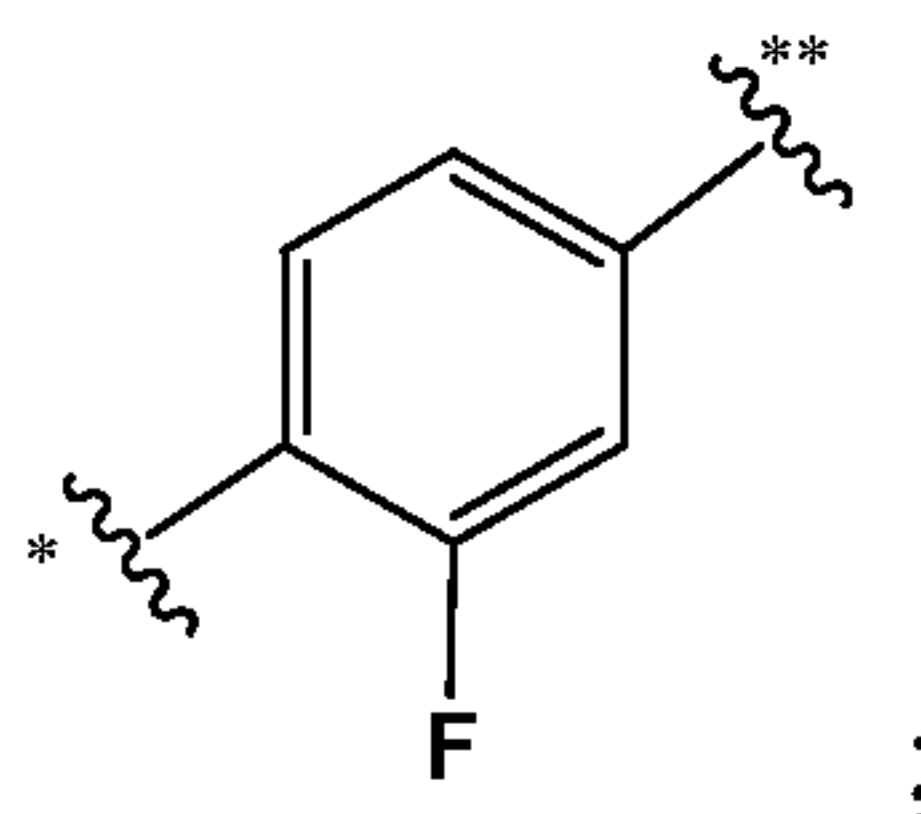
[0141] In an exemplary embodiment, B is



20

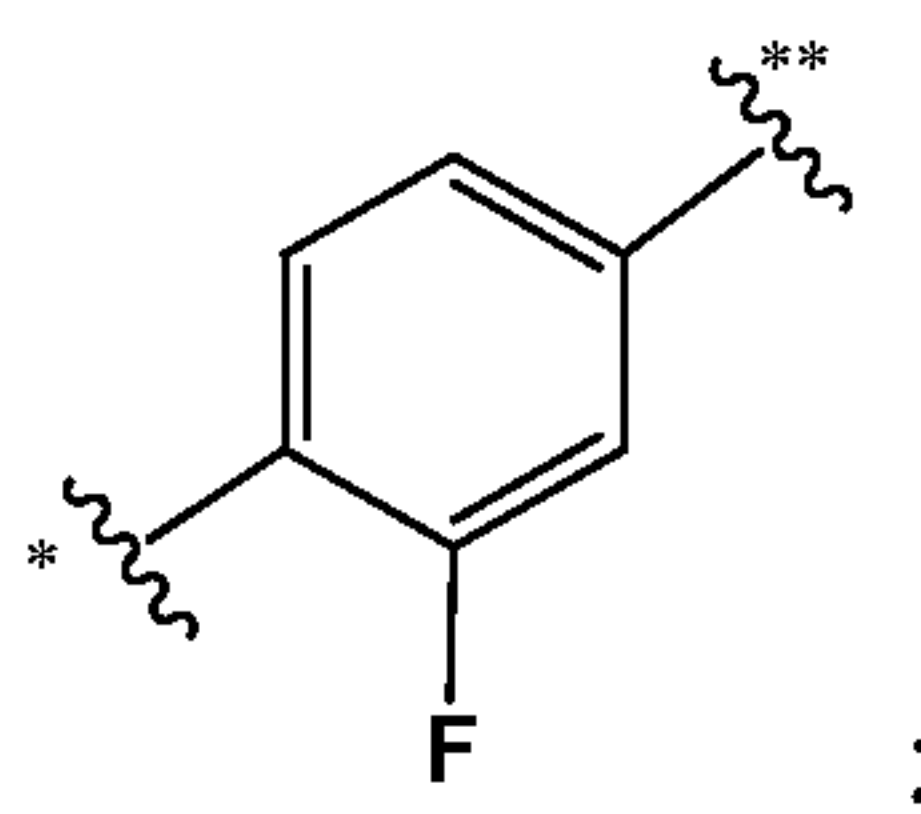
Z is a member selected from 1,3 thiazol-2-yl, 5-chloro(1,3 thiazol-2-yl) and 1,2,4 thiadiazol-5-yl; R⁵ is H; R⁶ is a member selected from 3,4 dichlorobenzyl, 3-fluoro-4-trifluoromethoxybenzyl, 3-chloro-4-fluorobenzyl, 4-trifluoromethoxybenzyl, 3-fluoro-4-chlorobenzyl, 4-trifluoromethylbenzyl, 3-trifluoromethoxybenzyl, 3-trifluoromethylbenzyl, 3-fluoro-4-trifluoromethylbenzyl, 3-trifluoromethyl-4-fluorobenzyl, 3,4-difluorobenzyl and 3-trifluoromethoxy-4-fluorobenzyl.

[0142] In an exemplary embodiment, B is



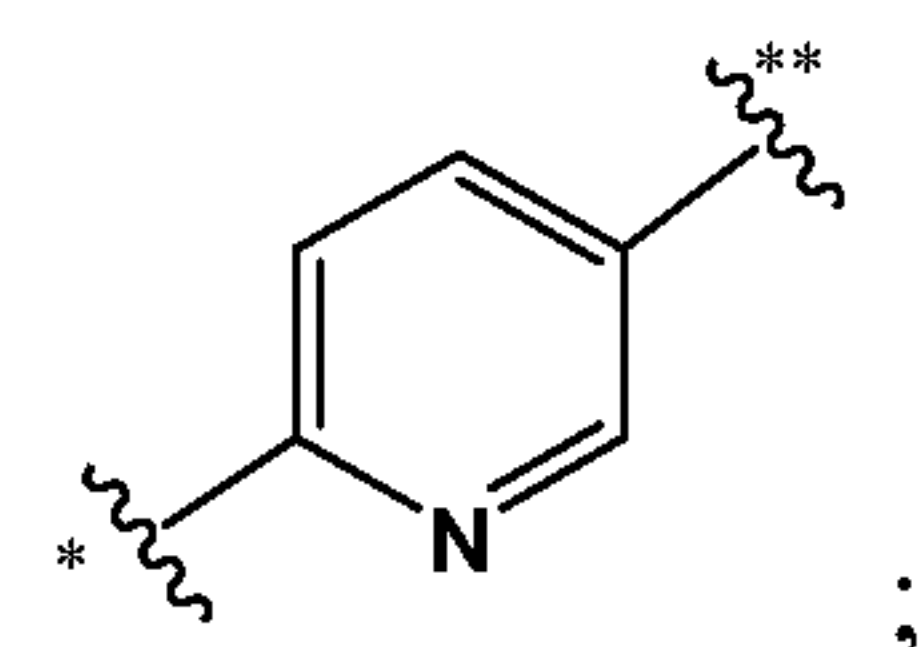
Z is 1,3 thiazol-2-yl; R⁵ is H; R⁶ is a member selected from 3,4 dichlorobenzyl, 3-fluoro-4-trifluoromethoxybenzyl, 4-trifluoromethoxybenzyl, 3-fluoro-4-trifluoromethylbenzyl, 3-trifluoromethyl-4-fluorobenzyl, 3-trifluoromethylbenzyl, 3-fluoro-4-chlorobenzyl, 3,4-difluorobenzyl, 3-chloro-4-fluorobenzyl and 4-trifluoromethylbenzyl.

[0143] In an exemplary embodiment, B is



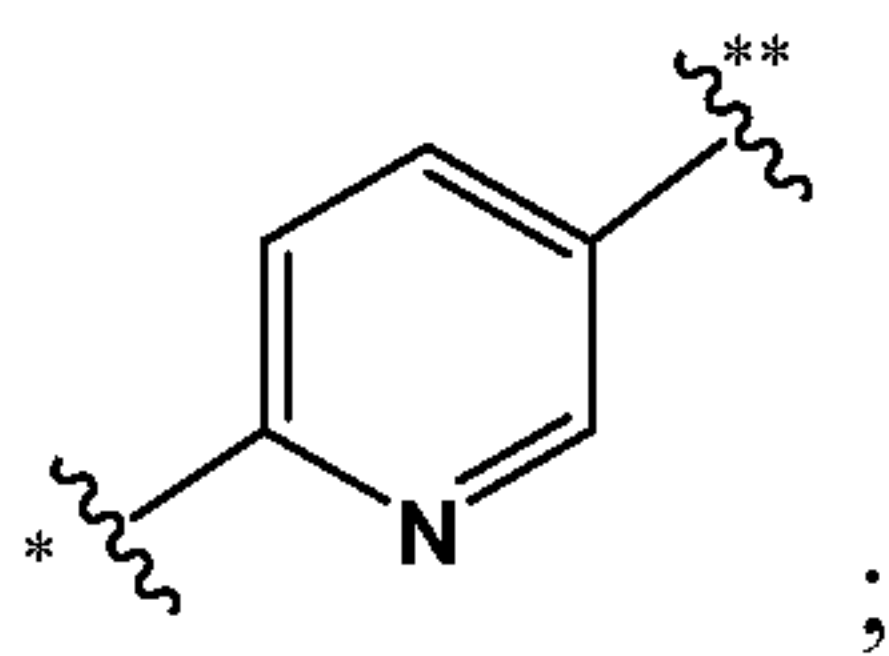
Z is 5-chloro(1,3 thiazol-2-yl); R⁵ is H; R⁶ is a member selected from 3,4 dichlorobenzyl, 3-chloro-4-fluorobenzyl, 3-fluoro-4-chlorobenzyl, 4-trifluoromethoxybenzyl, 3-fluoro-4-trifluoromethoxybenzyl, 4-trifluoromethylbenzyl, 3-trifluoromethoxybenzyl, 3-trifluoromethylbenzyl, 3-fluoro-4-trifluoromethylbenzyl, 3-trifluoromethyl-4-fluorobenzyl, 3,4-difluorobenzyl and 3-trifluoromethoxy-4-fluorobenzyl.

[0144] In an exemplary embodiment, B is



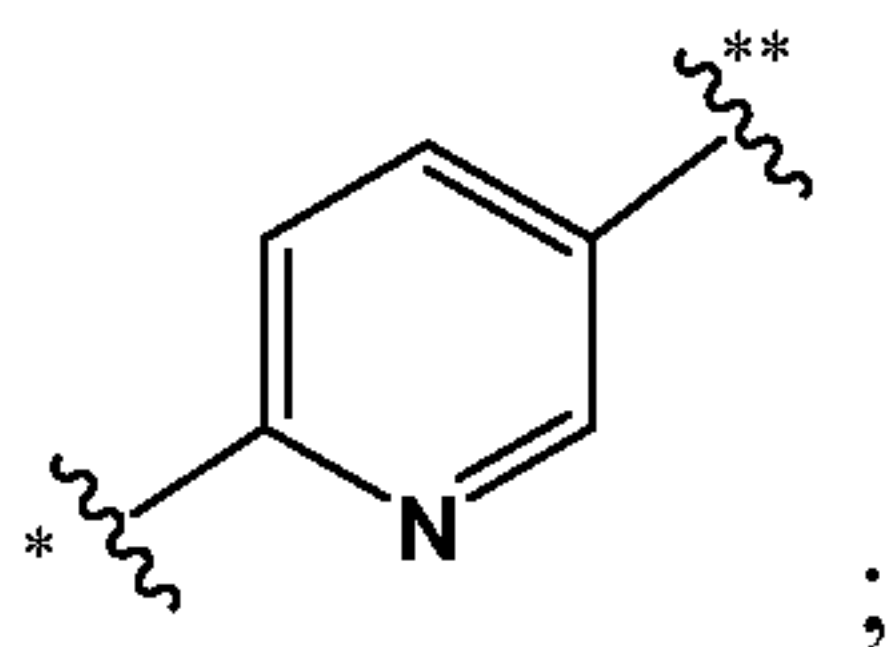
Z is a member selected from 1,3 thiazol-2-yl, 5-chloro(1,3 thiazol-2-yl) and 1,2,4 thiadiazol-5-yl; R⁵ is H; R⁶ is a member selected from 3-chloro-4-trifluoromethylbenzyl, 3-fluoro-4-trifluoromethylbenzyl, 3-fluoro-4-trifluoromethoxybenzyl and 4-trifluoromethylbenzyl.

[0145] In an exemplary embodiment, B is



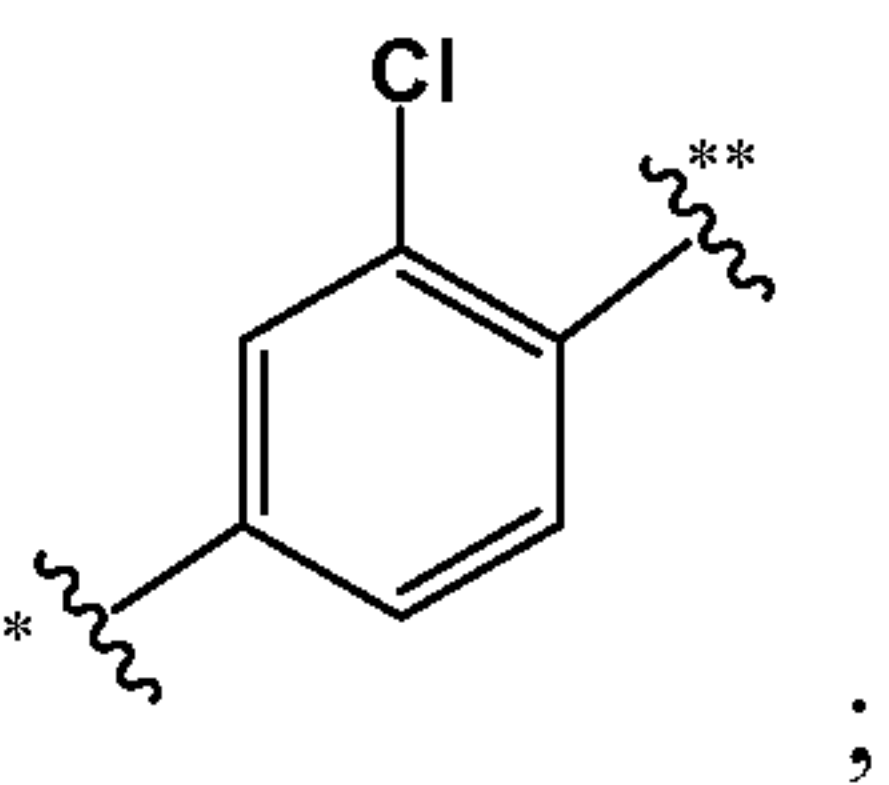
Z is 1,3 thiazol-2-yl; R⁵ is H; R⁶ is a member selected from 3-chloro-4-trifluoromethylbenzyl, 3-fluoro-4-trifluoromethylbenzyl and 3-fluoro-4-trifluoromethoxybenzyl.

5 [0146] In an exemplary embodiment, B is



Z is 5-chloro(1,3 thiazol-2-yl); R⁵ is H; R⁶ is a member selected from 3-chloro-4-trifluoromethylbenzyl and 3-fluoro-4-trifluoromethylbenzyl.

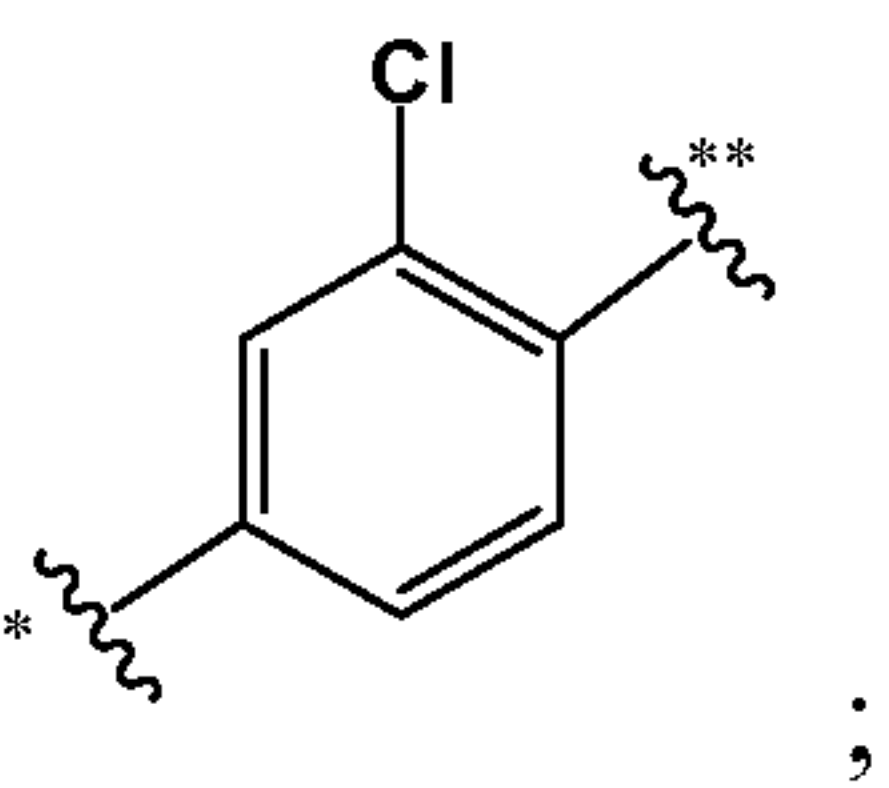
[0147] In an exemplary embodiment, B is



10

Z is a member selected from 1,3 thiazol-2-yl, 5-chloro(1,3 thiazol-2-yl) and 1,2,4 thiadiazol-5-yl; R⁵ is H; R⁶ is a member selected from 3-fluoro-4-trifluoromethoxybenzyl, 4-trifluoromethylbenzyl, 3-chloro-4-trifluoromethylbenzyl and 3,4 dichlorobenzyl.

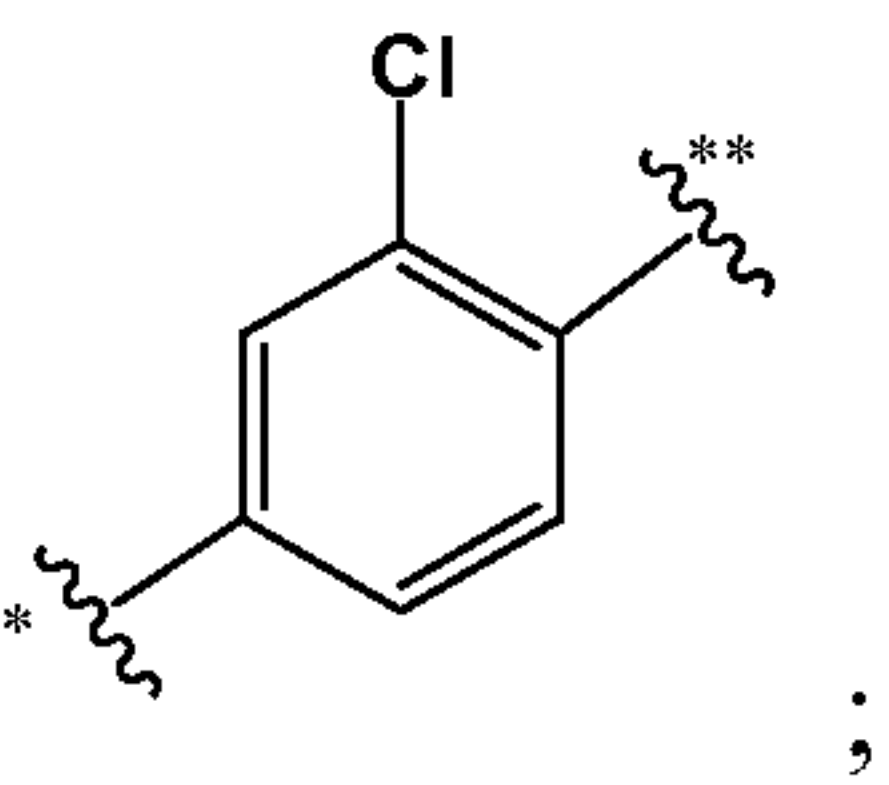
[0148] In an exemplary embodiment, B is



15

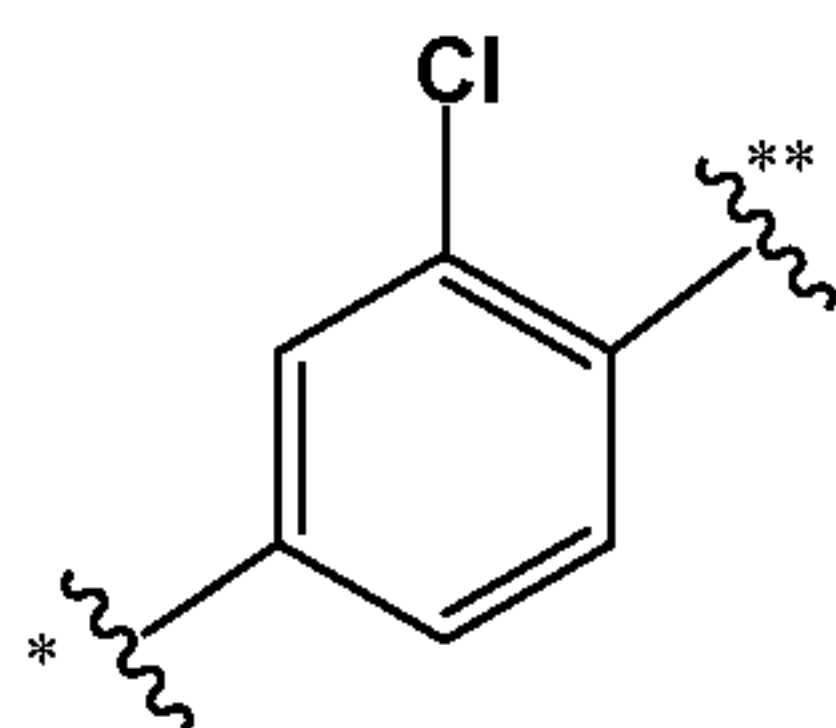
Z is 1,3 thiazol-2-yl; R⁵ is H; R⁶ is a member selected from 3-fluoro-4-trifluoromethoxybenzyl and 4-trifluoromethylbenzyl.

[0149] In an exemplary embodiment, B is



Z is 5-chloro(1,3 thiazol-2-yl); R⁵ is H; R⁶ is 3,4 dichlorobenzyl.

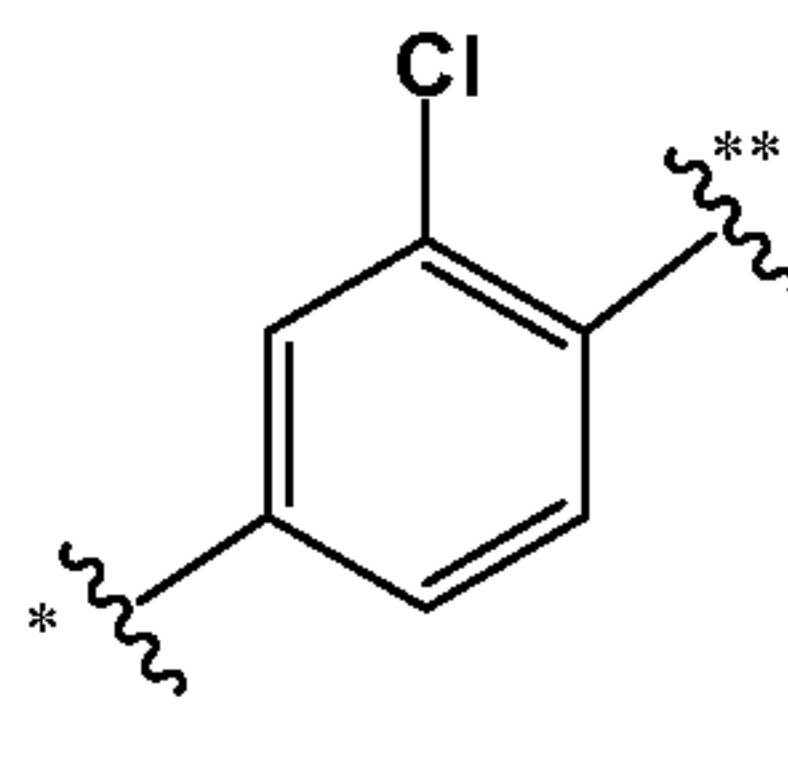
[0150] In an exemplary embodiment, B is



and

Z is a member selected from 1,3 thiazol-2-yl, 5-chloro(1,3 thiazol-2-yl) and 1,2,4 thiadiazol-5-yl; R⁵ is H; R⁶ is a member selected from 3-fluoro-4-trifluoromethoxybenzyl, 3-chloro-4-trifluoromethylbenzyl and 3-fluoro-4-trifluoromethylbenzyl.

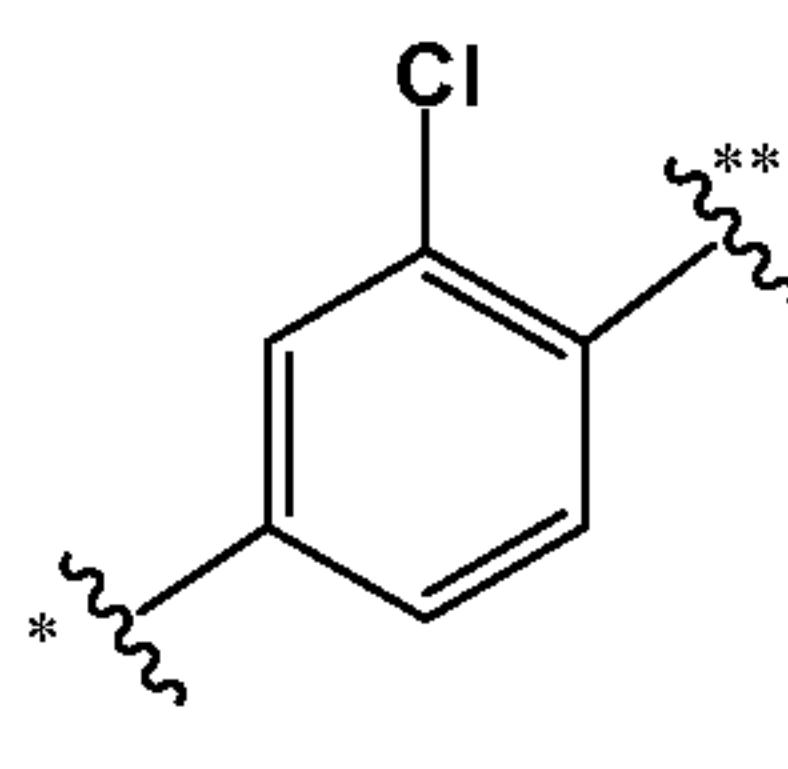
[0151] In an exemplary embodiment, B is



;

Z is 5-chloro(1,3 thiazol-2-yl), R⁶ is 3-fluoro-4-trifluoromethoxybenzyl.

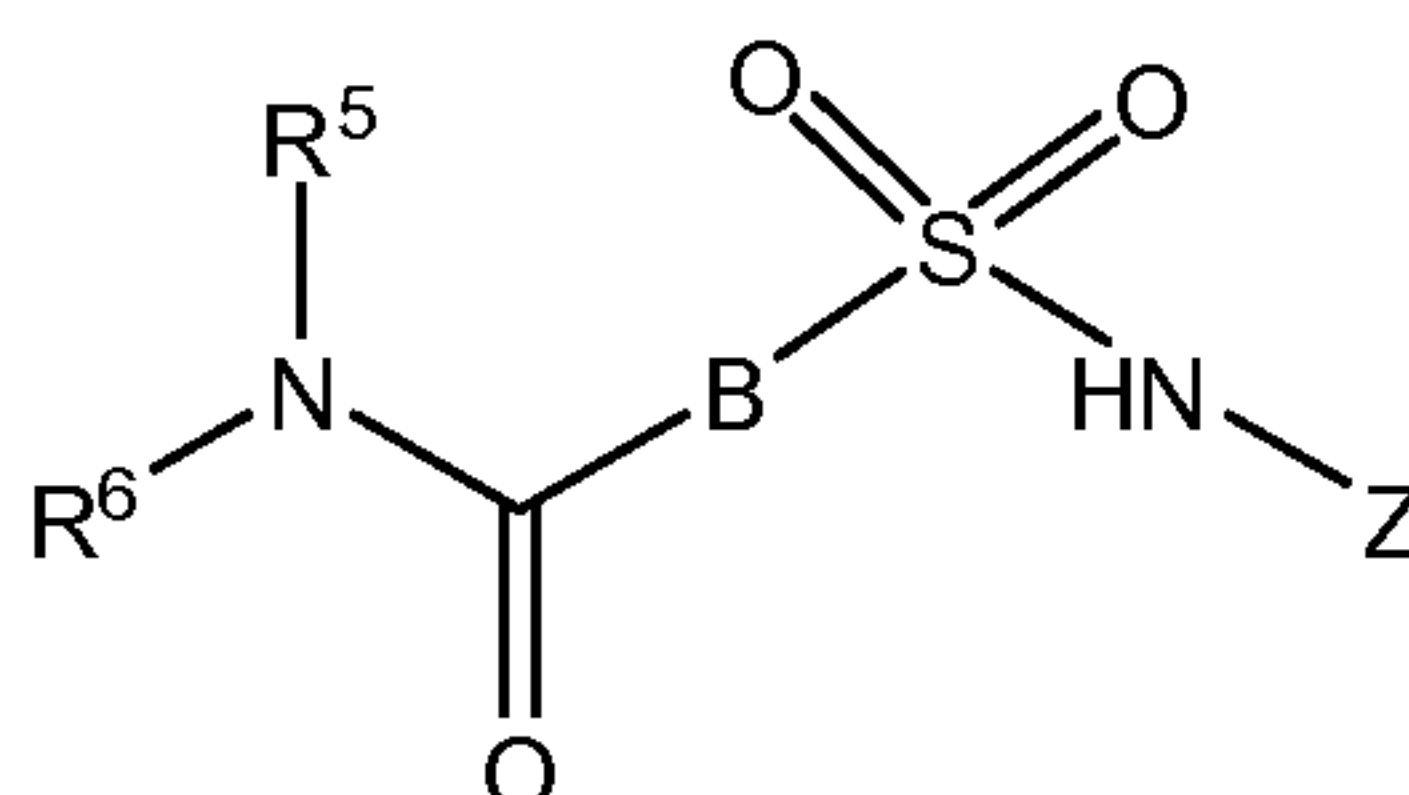
10 [0152] In an exemplary embodiment, B is



;

Z is 1,2,4 thiadiazol-5-yl; R⁵ is H; R⁶ is a member selected from 3-chloro-4-trifluoromethoxybenzyl, 3-chloro-4-trifluoromethylbenzyl and 3-fluoro-4-trifluoromethylbenzyl.

15 [0153] In an exemplary embodiment, the invention is a compound of formula (I):



(I)

or a pharmaceutically acceptable salt or solvate thereof. In this invention, R⁵ and R⁶ are each members independently selected from H and a group which is a member selected from (C₁-C₁₀)alkyl, heteroalkyl, heterocycloalkyl, heterocycloalkyl(C₁-C₂)alkyl, (C₃-C₈)cycloalkyl, (C₃-C₈)cycloalkyl(C₁-C₂)alkyl, aryl(C₁-C₃)alkyl, aryloxy(C₁-C₂)alkyl, arylamino(C₁-C₂)alkyl,

heteroaryl, heteroarylamino(C₁-C₂)alkyl, heteroaryloxy(C₁-C₂)alkyl and heteroaryl(C₁-C₂)alkyl. Each group is optionally substituted at any suitable point with one or more substituents selected from the group consisting of oxo, halogen, cyano, hydroxy, (C₁-C₄)alkyl, halo(C₁-C₄)alkyl, (C₁-C₄)alkoxy, (C₁-C₄)alkoxy(C₁-C₄)alkoxy, hydroxy(C₁-C₄)alkyl, hydroxy(C₁-C₄)alkoxy, halo(C₁-C₄)alkoxy, (C₃-C₈)cycloalkyl(C₁-C₄)alkoxy, amino, (C₁-C₄)alkylamino, di(C₁-C₄)alkylamino, trifluoromethylthio, (C₃-C₈)cycloalkyl, pyrazolyl, pyrazolylmethyl, pyrazolylethyl, phenyl, benzyl, phenethyl, pyridyl, pyridylmethyl, phenoxy, phenoxyethyl, pyridyloxy and pyridyloxymethyl. Each pyrazolyl, pyrazolylmethyl, pyrazolylethyl, phenyl, benzyl, phenethyl, pyridyl, pyridylmethyl, phenoxy, phenoxyethyl, pyridyloxy or pyridyloxymethyl is optionally substituted with halogen, cyano, hydroxy, methyl, methoxy, trifluoromethyl or trifluoromethoxy. There is a proviso that R⁵ and R⁶ are not both hydrogen. R⁵ and R⁶, when taken together with the nitrogen to which they are attached, are optionally joined to form a 4- to 8- membered heterocycloalkyl ring. The 4- to 8- membered heterocycloalkyl ring is optionally substituted with one or more substituents selected from the group consisting of oxo, halogen, cyano, hydroxy, (C₁-C₄)alkyl, halo(C₁-C₄)alkyl, (C₁-C₄)alkoxy, (C₁-C₄)alkoxy(C₁-C₄)alkoxy, hydroxy(C₁-C₄)alkoxy, halo(C₁-C₄)alkoxy, (C₃-C₈)cycloalkyl(C₁-C₄)alkoxy, (C₃-C₈)cycloalkyl(C₁-C₄)alkoxy(C₁-C₄)alkyl, amino, (C₁-C₄)alkylamino, di(C₁-C₄)alkylamino, trifluoromethylthio, (C₃-C₈)cycloalkyl, pyrazolyl, pyrazolylmethyl, pyrazolylethyl, phenyl, benzyl, phenethyl, pyridyl, pyridylmethyl, phenoxy, phenoxyethyl, pyridyloxy and pyridyloxymethyl. Each pyrazolyl, pyrazolylmethyl, pyrazolylethyl, phenyl, benzyl, phenethyl, pyridyl, pyridylmethyl, phenoxy, phenoxyethyl, pyridyloxy or pyridyloxymethyl is optionally substituted with halogen, cyano, hydroxy, methyl, methoxy, trifluoromethyl or trifluoromethoxy. B is a member selected from the group consisting of aryl and 6-membered heteroaryl. Each B is optionally substituted with one or more substituents selected from the group consisting of halogen, cyano, (C₁-C₄)alkyl, halo(C₁-C₄)alkyl, (C₁-C₄)alkoxy and halo(C₁-C₄)alkoxy. Z is a 5-membered heteroaryl, which is optionally substituted with one or more substituents selected from the group consisting of halogen, cyano, (C₁-C₄)alkyl, halo(C₁-C₄)alkyl, (C₁-C₄)alkoxycarbonyl, (C₁-C₄)alkoxy, halo(C₁-C₄)alkoxy, (C₃-C₈)cycloalkyl, amino, (C₁-C₄)alkylamino and di(C₁-C₄)alkylamino.

30 **[0154]** In an exemplary embodiment, an embodiment described herein has a proviso that the compound of formula (I) is not one of the following compounds: N-(5-methyl-3-isoxazolyl)-3-[[[(5-methyl-3-isoxazolyl)amino]sulfonyl]-benzamide; 3-[[[(5-methyl-3-isoxazolyl)amino]sulfonyl]-N-1,3,4-thiadiazol-2-yl-benzamide; N-(5-ethyl-1,3,4-thiadiazol-2-

yl)-3-(4-morpholinylcarbonyl)-benzenesulfonamide; 1-[3-[[[5-(1,1-dimethylethyl)-4-methyl-2-thiazolyl]amino]sulfonyl]benzoyl] piperidine; N-(5-methyl-1,3,4-thiadiazol-2-yl)-3-(4-morpholinylcarbonyl)-benzenesulfonamide; and N-methyl-4-[[[(1-methyl-1H-pyrazol-3-yl)amino]sulfonyl]-benzamide.

5 [0155] In another exemplary embodiment, R⁵, in any of the embodiments of the previous paragraphs, is (C₁-C₁₀)alkyl or (C₃-C₈)cycloalkyl. This R⁵ can be optionally substituted with one or more substituents such as oxo, halogen, cyano, hydroxy, hydroxy(C₁-C₄)alkyl, hydroxy(C₁-C₄)alkoxy, (C₁-C₄)alkyl, halo(C₁-C₄)alkyl, (C₁-C₄)alkoxy, halo(C₁-C₄)alkoxy or phenyl.

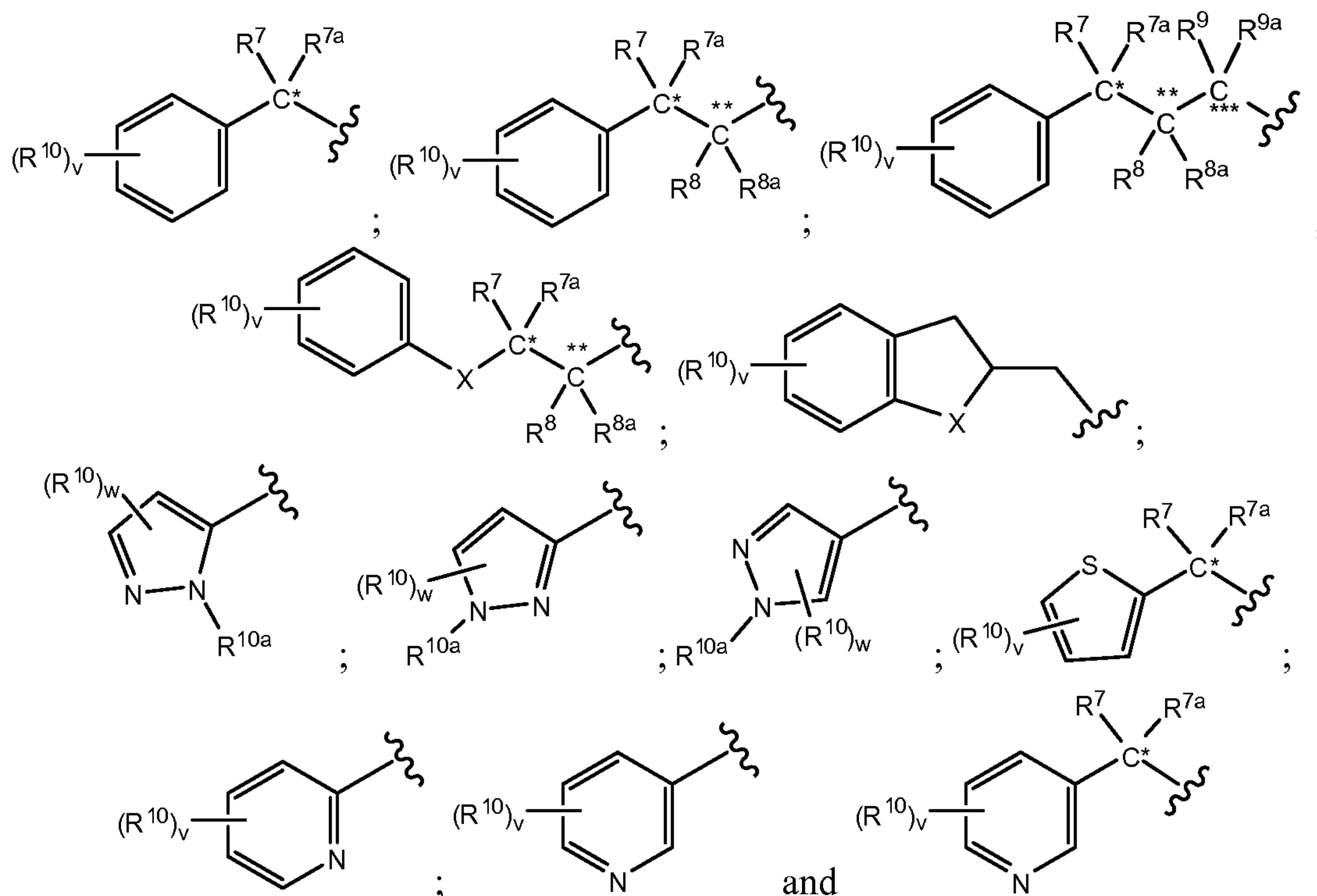
10 [0156] In another exemplary embodiment, R⁵, in any of the embodiments of the previous paragraphs, (C₁-C₄)alkyl, hydroxy(C₁-C₄)alkyl, cyano(C₁-C₄)alkyl, (C₃-C₈)cycloalkyl, phenyl(C₁-C₄)alkyl, hydroxycyclohexyl or hydroxy(C₁-C₄)alkylcyclohexyl.

[0157] In another exemplary embodiment, R⁵, in any of the embodiments of the previous paragraphs, is methyl, ethyl, isopropyl, hydroxyethyl, cyanoethyl, 2-hydroxy-1-phenylethyl, 15 cyclopropyl, cyclohexyl, (1R, 2R) 2-hydroxycyclohexyl, (1R, 2R) 2-hydroxycyclohexyl, (1R, 2S) (2-hydroxymethyl)cyclohexyl or (1S, 2R) (2-hydroxymethyl)cyclohexyl.

[0158] In another exemplary embodiment, R⁶ in any of the embodiments of the previous paragraphs, is either H or it is not H.

[0159] In another exemplary embodiment, R⁶, in any of the embodiments of the previous paragraphs, is heteroaryl, aryl(C₁-C₃)alkyl, heteroaryl(C₁-C₂)alkyl, aryloxy(C₁-C₂)alkyl, 20 heteroaryloxy(C₁-C₂)alkyl, arylamino(C₁-C₂)alkyl or heteroarylamino(C₁-C₂)alkyl. Each of these groups is optionally substituted with one or more substituents such as halogen, cyano, hydroxy, (C₁-C₄)alkyl, halo(C₁-C₄)alkyl, (C₁-C₄)alkoxy, (C₁-C₄)alkoxy(C₁-C₄)alkoxy, hydroxy(C₁-C₄)alkoxy, halo(C₁-C₄)alkoxy, (C₃-C₈)cycloalkyl(C₁-C₄)alkoxy, amino, (C₁- 25 C₄)alkylamino, di(C₁-C₄)alkylamino, trifluoromethylthio, (C₃-C₈)cycloalkyl, pyrazolyl, pyrazolylmethyl, pyrazolylethyl, phenyl, benzyl, phenethyl, pyridyl, pyridylmethyl, phenoxy, phenoxymethyl, pyridyloxy and pyridyloxymethyl. Each pyrazolyl, pyrazolylmethyl, pyrazolylethyl, phenyl, benzyl, phenethyl, pyridyl, pyridylmethyl, phenoxy, phenoxymethyl, pyridyloxy or pyridyloxymethyl is optionally substituted at any suitable point with one or more 30 substituents such as halogen, cyano, hydroxy, methyl, methoxy, trifluoromethyl or trifluoromethoxy.

[0160] In another exemplary embodiment, R^6 , in any of the embodiments of the previous paragraphs, is:



5

10

15

20

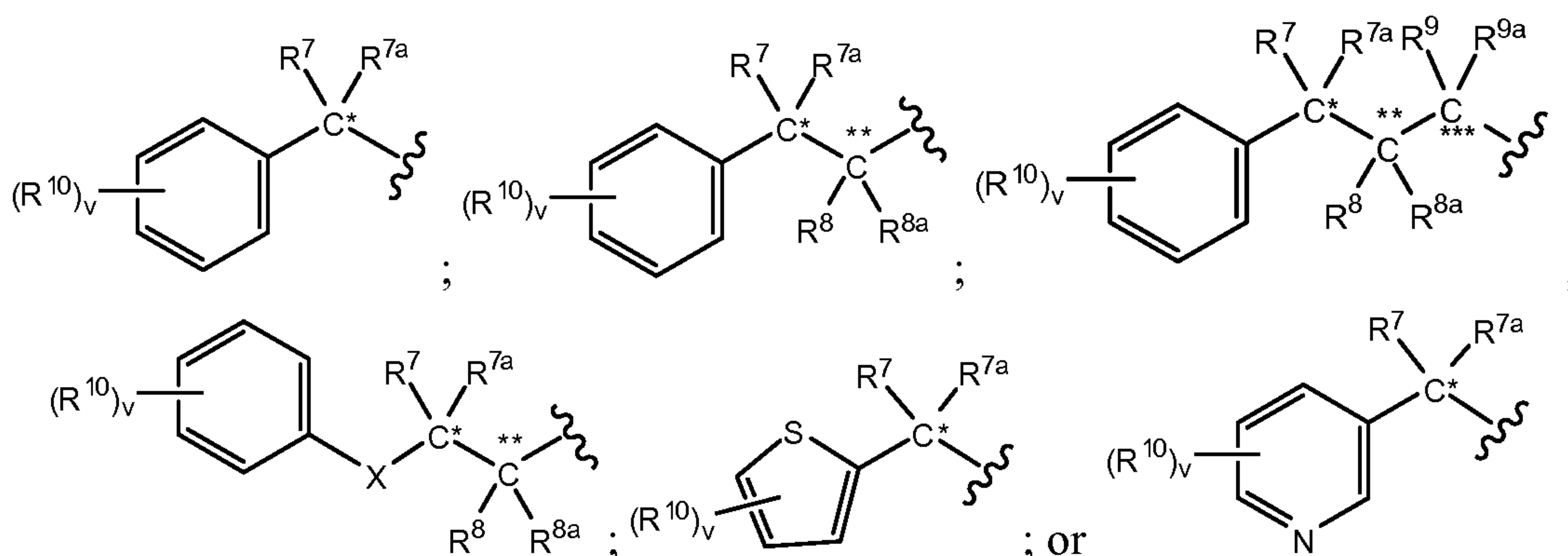
wherein the index v is an integer selected from 0 to 3. The index w is an integer selected from 0 to 2. X is a member selected from O and N. Each R^{10} is a member independently selected from halogen, cyano, hydroxyl and a group which is a member selected from (C_1-C_4) alkyl, halo (C_1-C_4) alkyl, (C_3-C_8) cycloalkyl, (C_1-C_4) alkoxy, trifluoromethylthio, phenyl, benzyl, phenethyl, phenoxy, and pyrazolyl, wherein each phenyl, benzyl, phenethyl, phenoxy, and pyrazolyl group is optionally substituted at any suitable point with one or more halogen moieties. R^{10a} is a member selected from H and a group which is a member selected from (C_1-C_4) alkyl, halo (C_1-C_4) alkyl, phenyl, benzyl and phenethyl, wherein each phenyl, benzyl or phenethyl group is optionally substituted at any suitable point with one or more halogen moieties. R^7 , R^{7a} , R^8 , R^{8a} , R^9 and R^{9a} are each members independently selected from H, halogen, cyano, hydroxyl, (C_1-C_4) alkyl, hydroxy (C_1-C_4) alkyl, (C_3-C_8) cycloalkyl, (C_1-C_4) alkoxy, phenoxy, trifluoromethylthio or pyrazolyl wherein each group is optionally substituted at any suitable point with (C_1-C_4) alkyl. This embodiment has the proviso that R^7 and R^{7a} are optionally joined with C^* to form a member selected from a carbonyl and substituted and unsubstituted 3- to 7-membered ring. This embodiment has the further proviso that R^8 and R^{8a} are optionally joined with C^{**} to form a member selected from a carbonyl and substituted and unsubstituted 3- to 7-membered ring. This embodiment has the further proviso that R^9 and R^{9a} are optionally joined with C^{***} to form a member selected from a carbonyl and

substituted and unsubstituted 3- to 7-membered ring. This embodiment has the further proviso that R^7 and R^8 are optionally joined, along with the atoms to which they are attached, to form a 3- to 7-membered ring. This embodiment has the further proviso that R^8 and R^9 are optionally joined, along with the atoms to which they are attached, to form a 3- to 7-membered ring. This embodiment has the further proviso that R^7 and R^9 are optionally joined, along with the atoms to which they are attached, to form a 3- to 7-membered ring. This embodiment has the further proviso that R^7 and R^{10} are optionally joined, along with the atoms to which they are attached, to form a 3- to 7-membered ring. This embodiment has the further proviso that R^8 and R^{10} are optionally joined, along with the atoms to which they are attached, to form a 3- to 7-membered ring. This embodiment has the further proviso that R^9 and R^{10} are optionally joined, along with the atoms to which they are attached, to form a 3- to 7-membered ring. This embodiment has the further proviso that when v is 2 or 3, each R^{10} are optionally joined, along with the atoms to which they are attached, to form a 3- to 7-membered ring.

[0161] In another exemplary embodiment, R^7 , R^{7a} , R^8 , R^{8a} , R^9 and R^{9a} , in any of the embodiments of the previous paragraphs, are each independently selected from H, hydroxy, halogen, cyano, 2-hydroxyethyl, (S)-methyl, (R)-methyl or cyclopropyl.

[0162] In another exemplary embodiment, in any of the embodiments of the previous paragraphs, R^7 is H and R^{7a} is hydroxy, cyano, 2-hydroxyethyl, (S)-methyl, (R)-methyl or cyclopropyl.

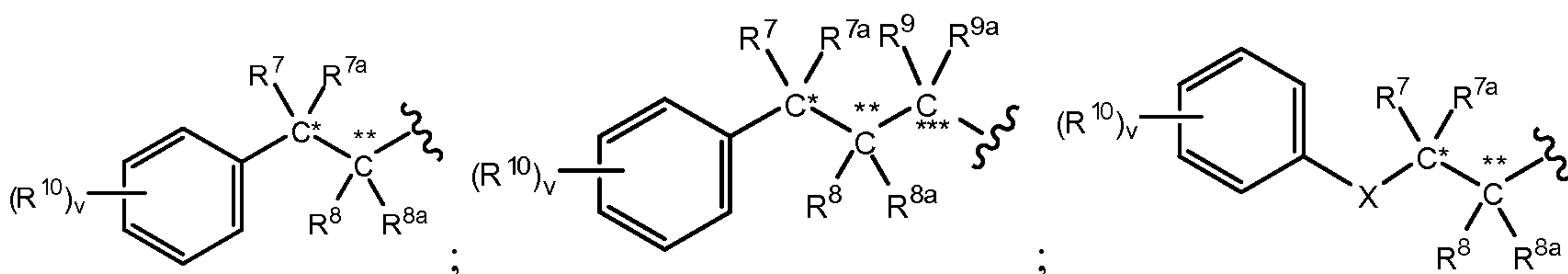
[0163] In another exemplary embodiment, in any of the embodiments of the previous paragraphs, R^6 is



in which R^7 and R^{7a} are optionally joined with C^* to form a carbonyl. Alternatively R^7 and R^{7a} are optionally joined with C^* to form a member selected from cyclopropyl and cyclopentyl. In this embodiment, C^* can have an R or S configuration. R^8 and R^{8a} are optionally joined with C^{**} to form cyclopropyl and wherein C^{**} has a configuration which is a member selected

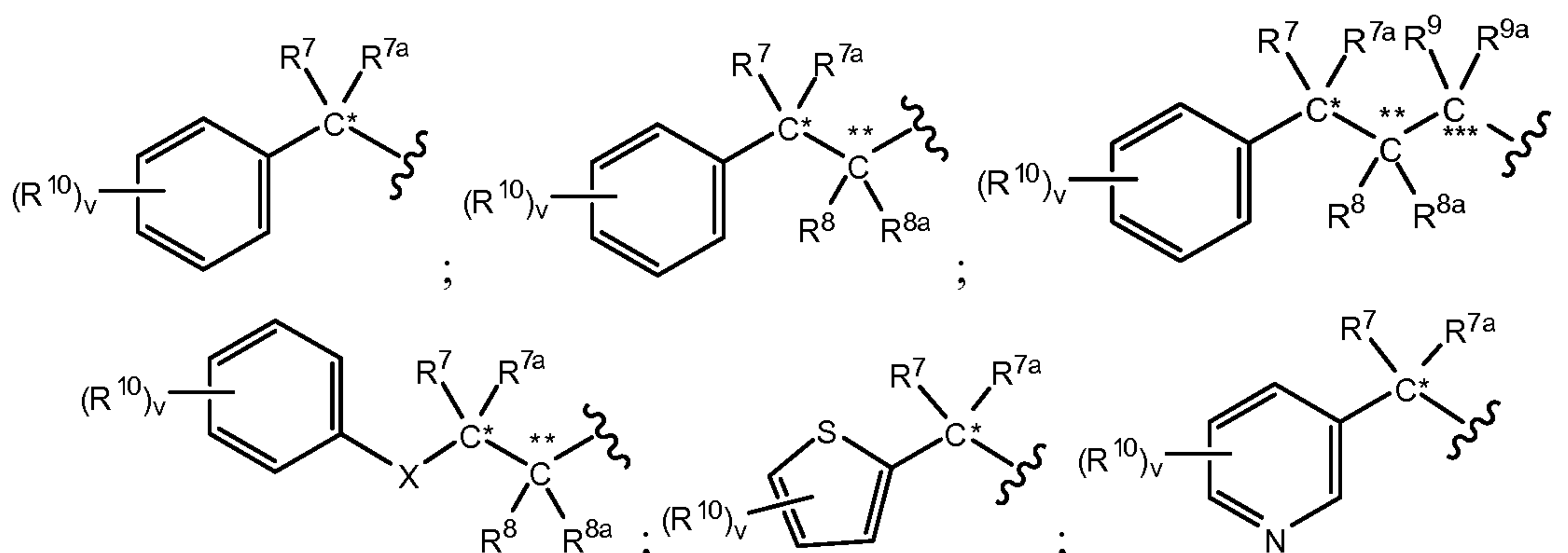
from R and S. R^7 and R^8 , along with the atoms to which they are attached, are optionally joined to form a member selected from cyclopropyl and tetrahydrofuran. R^9 and R^{9a} are each members independently selected from H, 2-hydroxyethyl, (S)-methyl, (R)-methyl, halogen, cyano, hydroxyl, (C₃-C₈)cycloalkyl, (C₁-C₄)alkoxy, phenoxy, trifluoromethylthio and pyrazolyl.

[0164] In another exemplary embodiment, in any of the embodiments of the previous paragraphs, R^6 is a member selected from



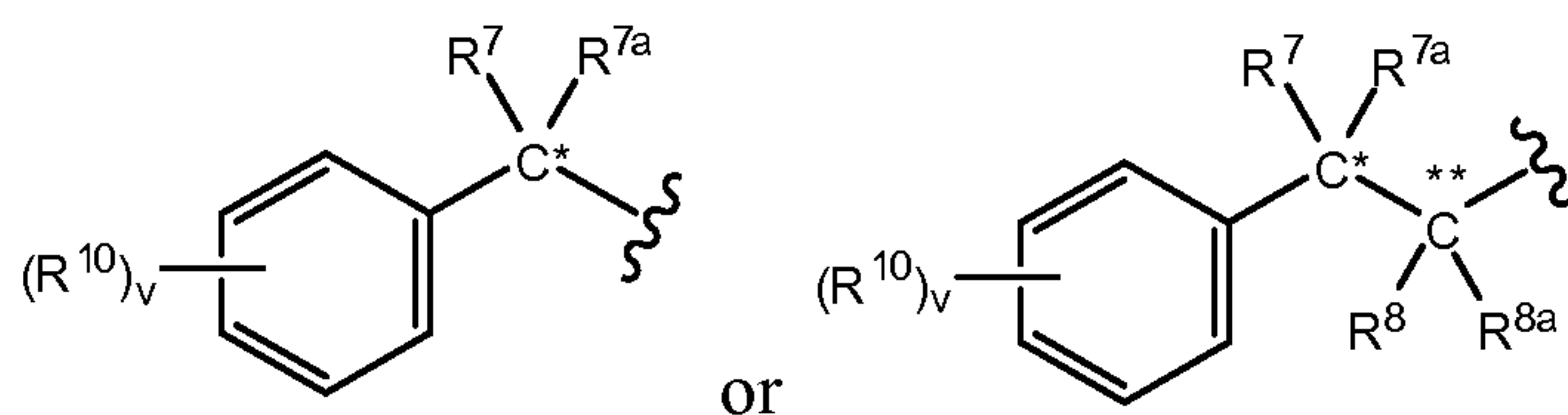
wherein R^8 , R^{8a} , R^9 and R^{9a} are each H.

10 [0165] In another exemplary embodiment, in any of the embodiments of the previous paragraphs, R^6 is a member selected from



wherein each R^7 and R^{7a} are members independently selected from H, methyl and hydroxy.

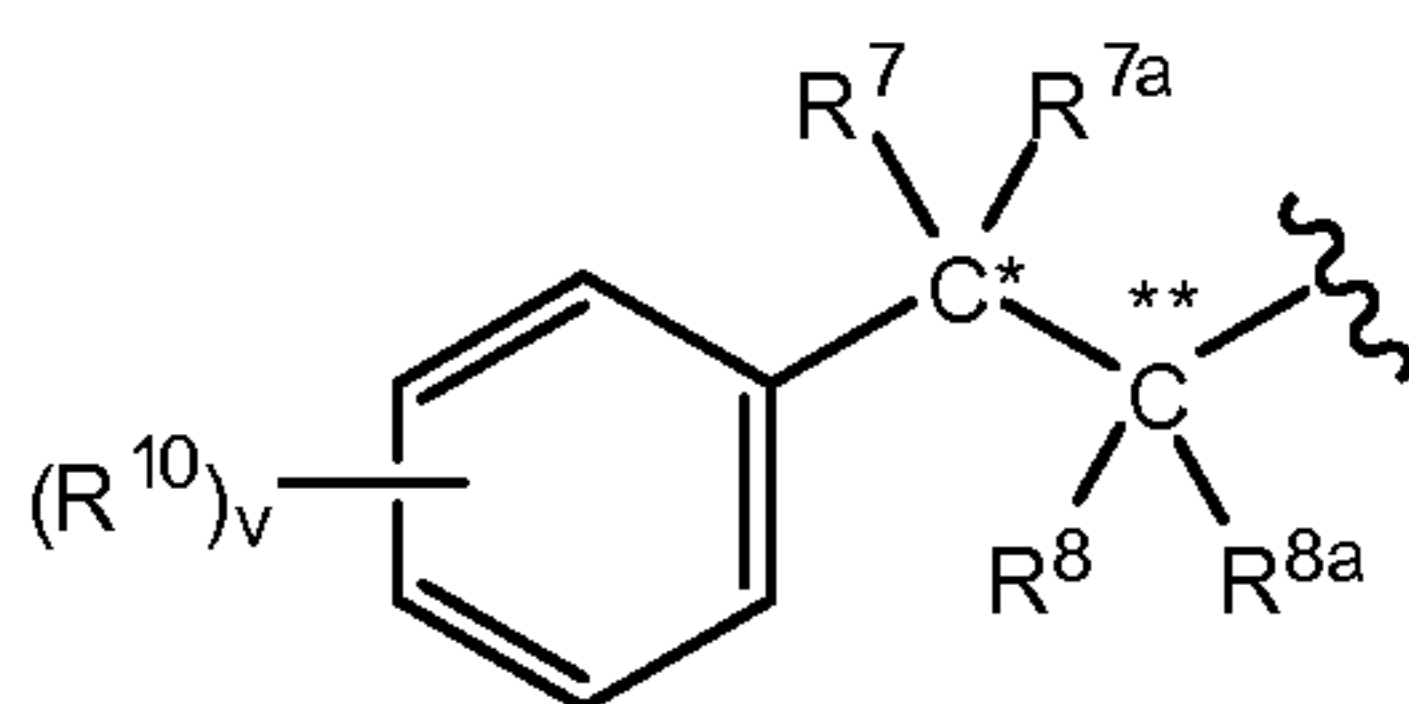
15 [0166] In another exemplary embodiment, in any of the embodiments of the previous paragraphs, R^6 is



wherein R^7 is hydroxy, methyl, ethyl or hydroxymethyl, and C^* is in a configuration which is a member selected from R and S. R^8 is a member selected from hydroxy, methyl, ethyl and hydroxymethyl, and C^{**} is in a configuration which is a member selected from R and S. R^7 and R^8 , along with C^* and C^{**} , are optionally joined to form a member selected from

cyclopropyl, tetrahydrofuran and cyclopentyl and wherein C* and C** are each independently in a configuration which is a member selected from R and S.

[0167] In another exemplary embodiment, in any of the embodiments of the previous paragraphs, R⁶ is



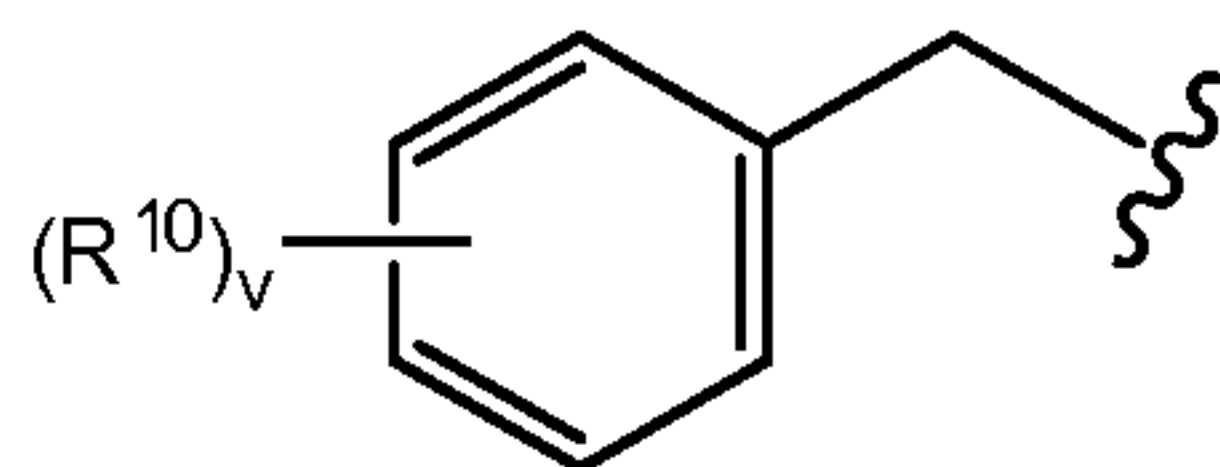
5

wherein R⁷ and R^{7a} are joined with C* to form a carbonyl; and R⁸ is methyl.

[0168] In another exemplary embodiment, in any of the embodiments of the previous paragraphs, R¹⁰ is fluoro, chloro, cyano, hydroxyl, methyl, trifluoromethyl, methoxy, trifluoromethoxy, difluoromethoxy, isopropoxy, cyclopropyl, ethoxy, pyrazol-1-yl, phenyl, chlorophenyl or chlorobenzyl.

10

[0169] In another exemplary embodiment, in any of the embodiments of the previous paragraphs, R⁶ is

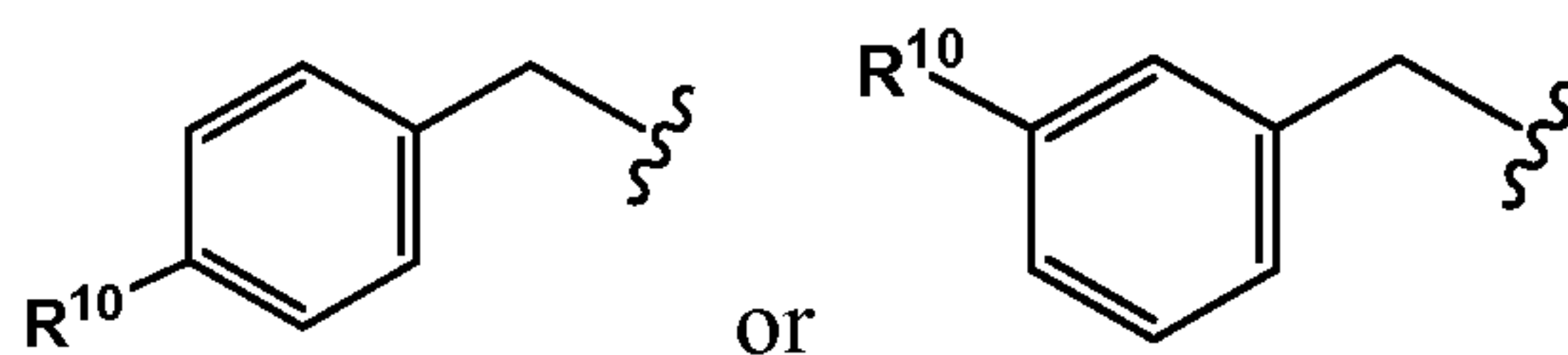


15

[0170] In another exemplary embodiment, in any of the embodiments of the previous paragraphs, v is 1.

[0171] In another exemplary embodiment, in any of the embodiments of the previous paragraphs, R¹⁰ is trifluoromethoxy, trifluoromethyl, chloro or fluoro.

[0172] In another exemplary embodiment, in any of the embodiments of the previous paragraphs, R⁶ is



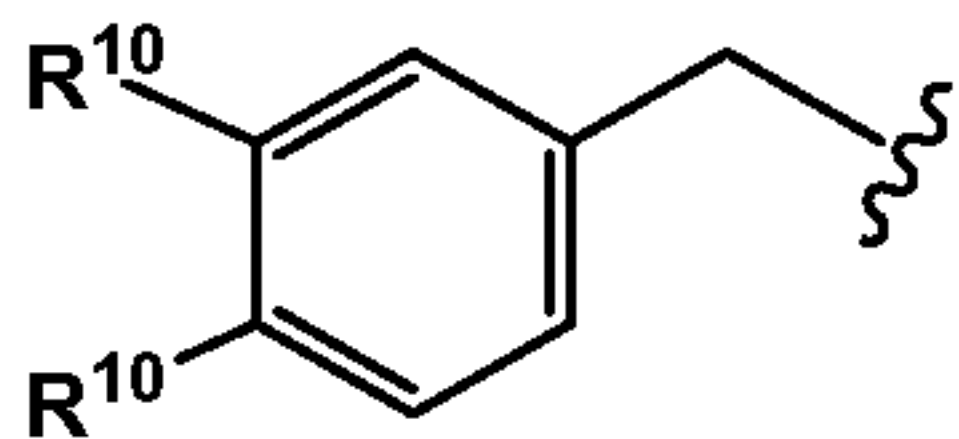
20

[0173] In another exemplary embodiment, in any of the embodiments of the previous paragraphs, R¹⁰ is trifluoromethoxy, trifluoromethyl, chloro or fluoro.

[0174] In another exemplary embodiment, in any of the embodiments of the previous paragraphs, v is 2.

[0175] In another exemplary embodiment, in any of the embodiments of the previous paragraphs, each R¹⁰ is a member independently selected from trifluoromethoxy, trifluoromethyl, chloro and fluoro.

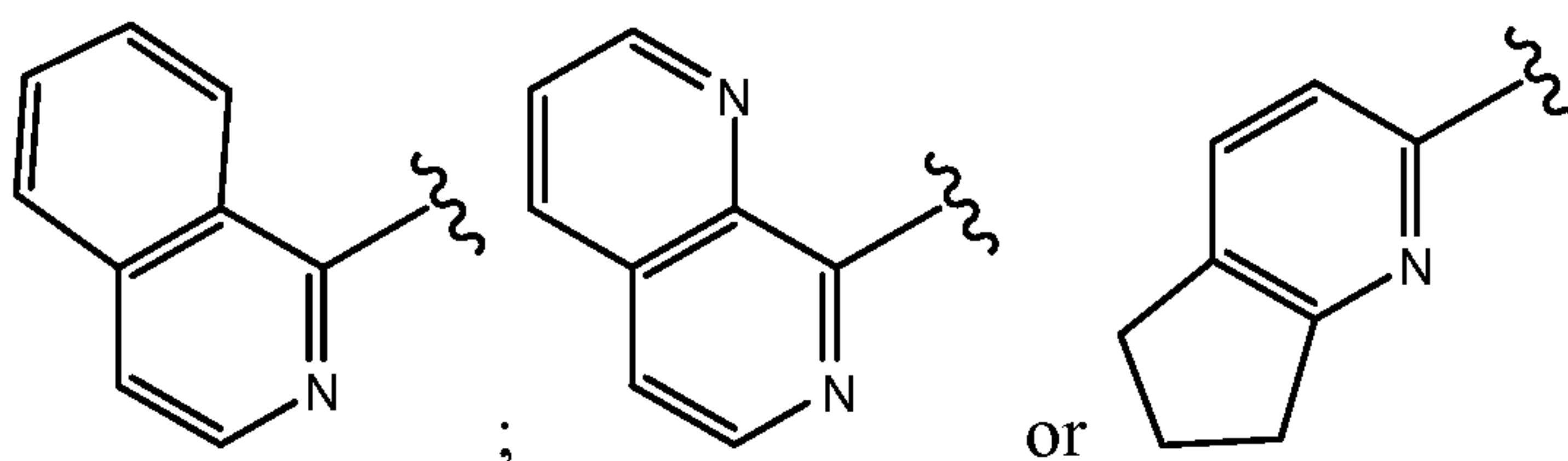
[0176] In another exemplary embodiment, in any of the embodiments of the previous paragraphs, R⁶ is



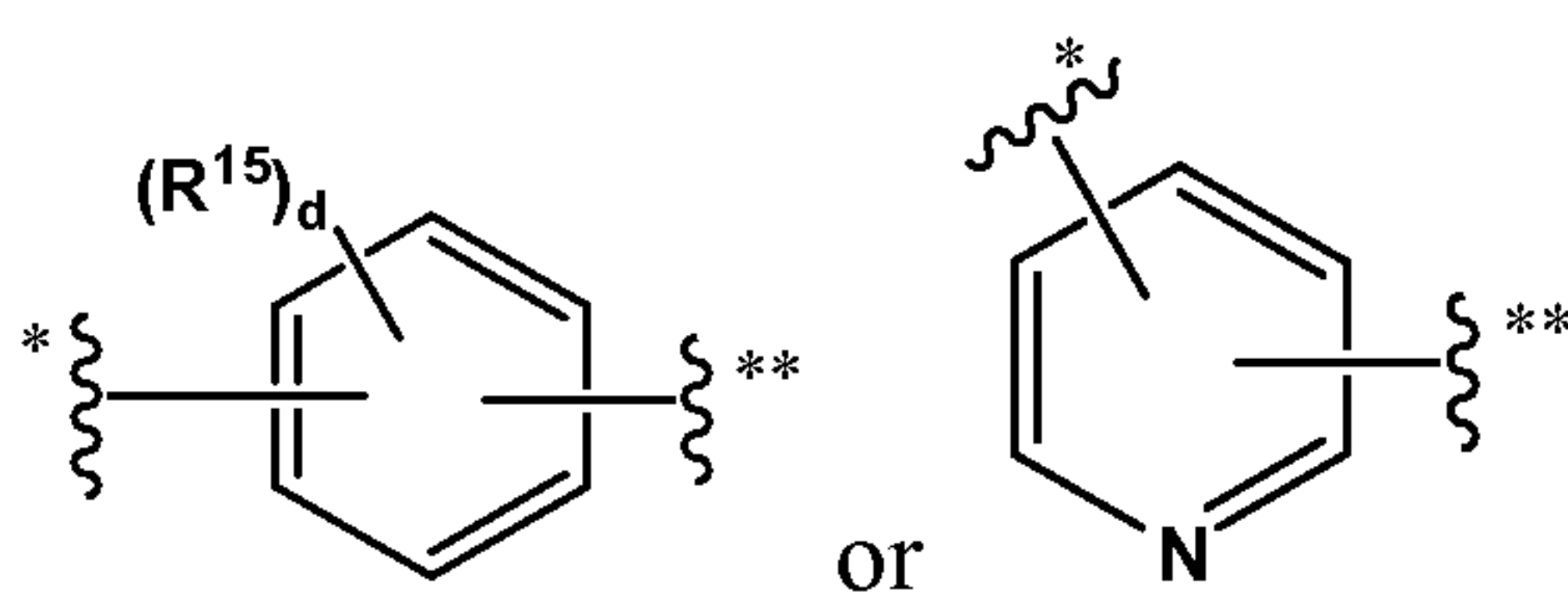
[0177] In another exemplary embodiment, in any of the embodiments of the previous paragraphs, R⁶ is 3-chloro-4-trifluoromethoxybenzyl, 3-chloro-4-trifluoromethylbenzyl, 3-fluoro-4-trifluoromethoxybenzyl, 3-fluoro-4-trifluoromethylbenzyl, 3,4 dichlorobenzyl, 2,5 dichlorobenzyl, 3-chloro-4-fluorobenzyl, 3-trifluoromethoxy-4-fluorobenzyl, 3-fluoro-4-chlorobenzyl, 2-fluoro-4-trifluoromethylbenzyl, 3-cyclopropyl-4-fluorobenzyl, 2-methoxy-4-trifluoromethoxybenzyl, 3,4-difluorobenzyl, 3-fluoro-4-chlorobenzyl, 2-methyl-3-chlorobenzyl, 2-fluoro-3-trifluoromethylbenzyl or 3-trifluoromethyl-4-fluorobenzyl.

[0178] In another exemplary embodiment, in any of the embodiments of the previous paragraphs, R⁵ is H.

[0179] In another exemplary embodiment, in any of the embodiments of the previous paragraphs, R⁶ is



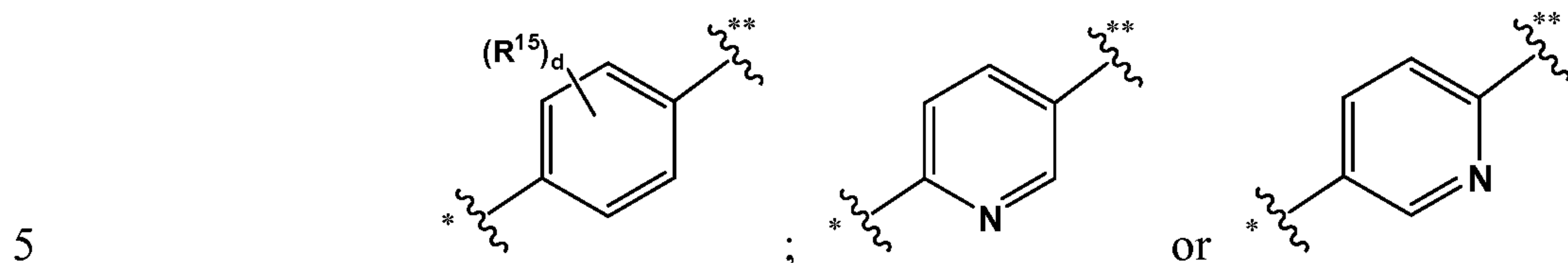
[0180] In another exemplary embodiment, in any of the embodiments of the previous paragraphs, B has a formula which is



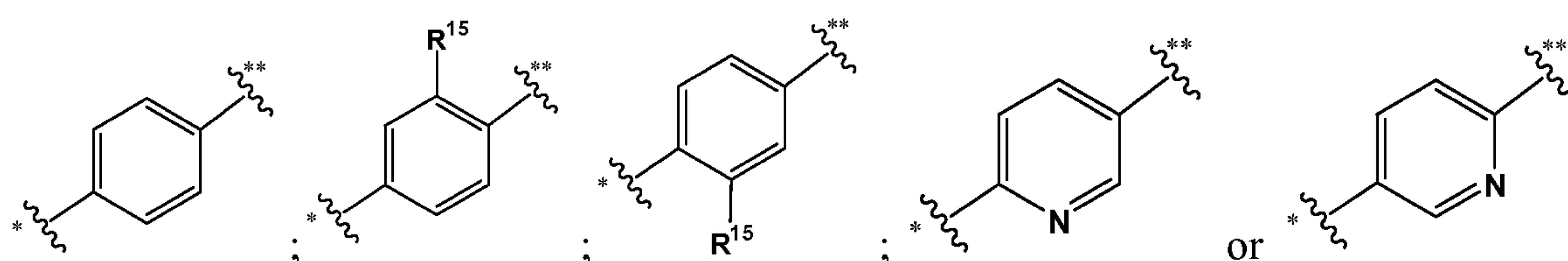
wherein represents a bond covalently attached to said carbon of said carbonyl. represents a bond covalently attached to said sulfur of said sulfonamide. The index d is an

integer from 0 to 2. R^{15} is halogen, cyano, (C_1-C_4) alkyl, halo (C_1-C_4) alkyl, (C_1-C_4) alkoxy or halo (C_1-C_4) alkoxy.

[0181] In another exemplary embodiment, in any of the embodiments of the previous paragraphs, B is

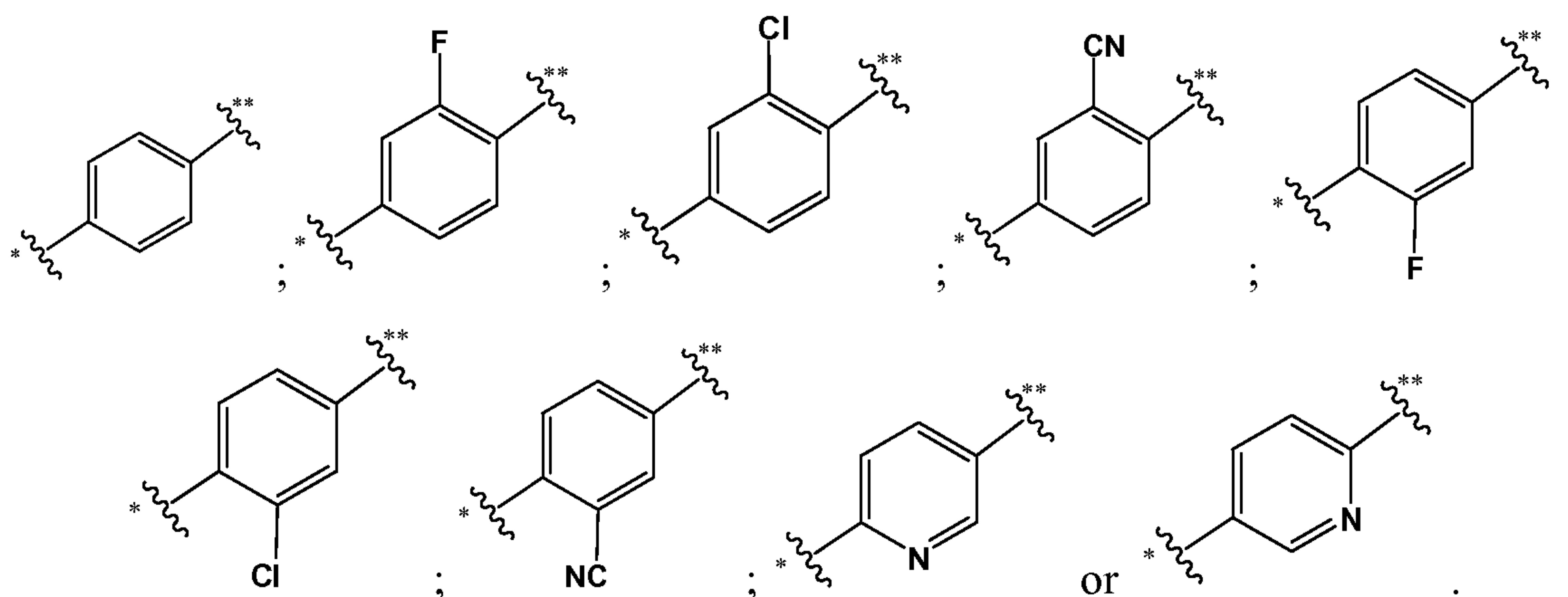


[0182] In another exemplary embodiment, in any of the embodiments of the previous paragraphs, B is

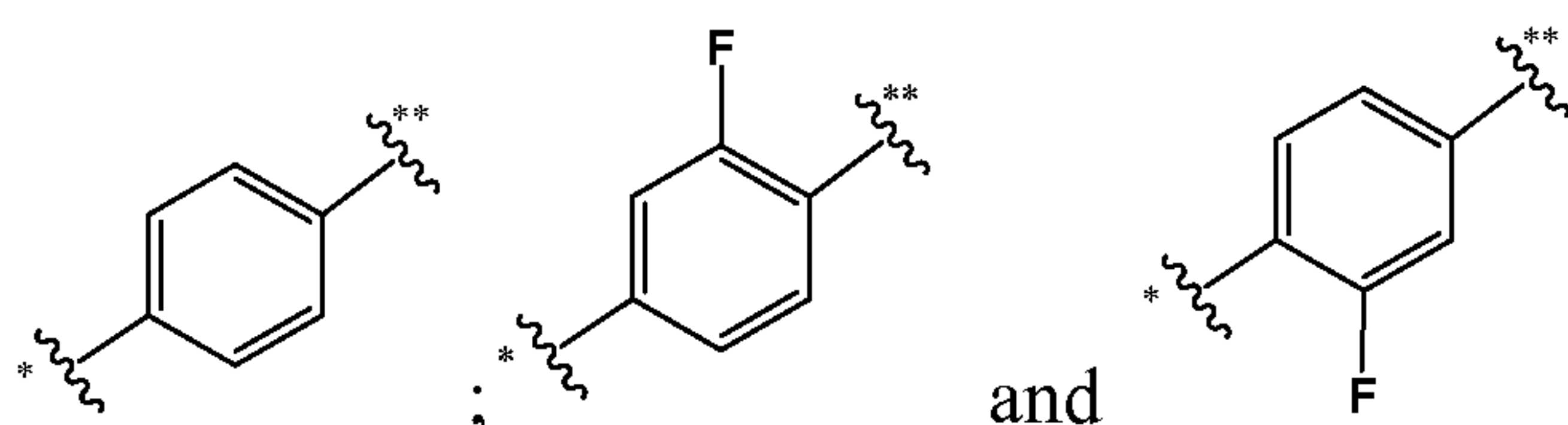


10 [0183] In another exemplary embodiment, in any of the embodiments of the previous paragraphs, R^{15} is fluoro, chloro or cyano.

[0184] In another exemplary embodiment, in any of the embodiments of the previous paragraphs, B is



15 [0185] In another exemplary embodiment, in any of the embodiments of the previous paragraphs, B is a member selected from



[0186] In another exemplary embodiment, in any of the embodiments of the previous paragraphs, Z is thiazolyl, thiadiazolyl, isoxazolyl, tetrazolyl, triazolyl and pyrazolyl, wherein

each group is optionally substituted at any suitable point with one or more substituents selected from halogen, (C₁-C₄)alkyl, halo(C₁-C₄)alkyl or (C₁-C₄)alkoxycarbonyl.

[0187] In another exemplary embodiment, in any of the embodiments of the previous paragraphs, Z is thiazolyl, thiadiazolyl, isoxazolyl, tetrazolyl, triazolyl and pyrazolyl, wherein
5 each group is optionally substituted at any suitable point with one or more substituents selected from fluorine, chlorine, methyl, trifluoromethyl or methoxycarbonyl.

[0188] In another exemplary embodiment, in any of the embodiments of the previous paragraphs, Z is thiazol-2-yl, thiazol-4-yl, thiazol-5-yl, thiadiazol-2-yl, thiadiazol-5-yl, pyrazol-3-yl, pyrazol-4-yl, pyrazol-5-yl, isoxazol-5-yl, isoxazol-4-yl, isoxazol-3-yl, tetrazol-5-yl,
10 triazol-3-yl or triazol-4-yl, wherein each group is optionally substituted at any suitable point with one or more substituents selected from halogen, (C₁-C₄)alkyl, halo(C₁-C₄)alkyl or (C₁-C₄)alkoxycarbonyl.

[0189] In another exemplary embodiment, in any of the embodiments of the previous paragraphs, Z is 1,3 thiazolyl, 1,2,4 thiadiazolyl, 1,3,4 thiadiazolyl, isoxazolyl, 2H-tetrazolyl,
15 2H-1,2,3 triazolyl, 2H-1,2,4 triazolyl and 1H-pyrazolyl wherein each group is optionally substituted at any suitable point with one or more substituents selected from halogen, (C₁-C₄)alkyl, halo(C₁-C₄)alkyl or (C₁-C₄)alkoxycarbonyl.

[0190] In another exemplary embodiment, in any of the embodiments of the previous paragraphs, Z is 1,3 thiazol-2-yl, 1,3 thiazol-4-yl, 1,3 thiazol-5-yl, 1,3,4 thiadiazol-2-yl, 1,2,4
20 thiadiazol-5-yl, 1H-pyrazol-3-yl, 1H-pyrazol-4-yl, 1H-pyrazol-5-yl, isoxazol-5-yl, isoxazol-4-yl, isoxazol-3-yl, 2H-tetrazol-5-yl, 1H-1,2,4 triazol-3-yl and -2H-1,2,3 triazol-4-yl wherein each group is optionally substituted at any suitable point with one or more substituents selected from halogen, (C₁-C₄)alkyl, halo(C₁-C₄)alkyl or (C₁-C₄)alkoxycarbonyl.

[0191] In another exemplary embodiment, in any of the embodiments of the previous paragraphs, Z is 1,3 thiazol-2-yl, (5-chloro)1,3 thiazol-2-yl, (4-methyl)1,3 thiazol-2-yl, (5-
25 methyl)1,3 thiazol-2-yl, 4(methoxycarbonyl)(1,3 thiazol-2-yl), 4-trifluoromethyl 1,3 thiazol-2-yl, 1,3 thiazol-4-yl, 2-methyl 1,3 thiazol-4-yl, 1,3 thiazol-5-yl, 2-methyl 1,3 thiazol-5-yl, 4-trifluoromethyl 1,3,4 thiadiazol-2-yl, 5-methyl 1,3,4 thiadiazol-2-yl, 1,3,4 thiadiazol-2-yl, 3-methyl 1,2,4 thiadiazol-5-yl, 3-ethyl 1,2,4 thiadiazol-5-yl, 1,2,4 thiadiazol-5-yl, 1-methyl 1H-pyrazol-3-yl, 1-methyl 1H-pyrazol-4-yl, 1,3,5 trimethyl 1H-pyrazol-4-yl, 1H-pyrazol-5-yl, 3-
30 methyl isoxazol-5-yl, 3,4-dimethyl isoxazol-5-yl, isoxazol-4-yl, 3,5-dimethylisoxazol-4-yl,

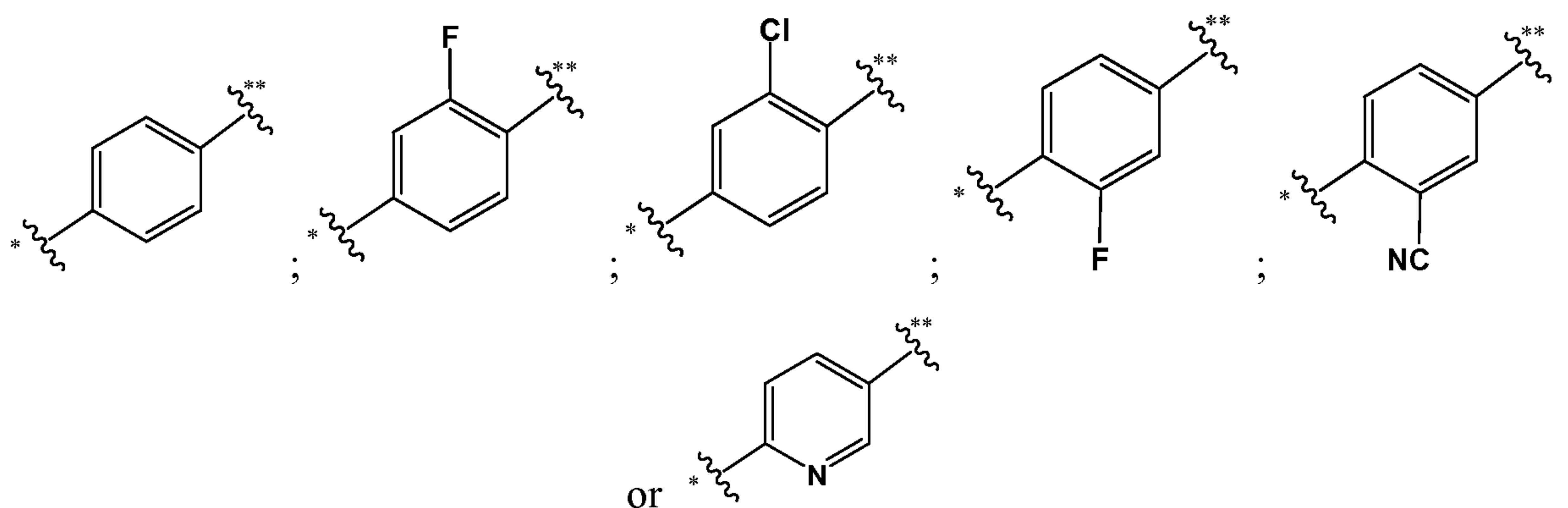
isoxazol-3-yl, 5-methyl isoxazol-3-yl, 2-methyl 2H-tetrazol-5-yl, 1-methyl 1H-1,2,4 triazol-3-yl, 1H-1,2,4 triazol-3-yl or 2-ethyl 2H-1,2,3 triazol-4-yl.

[0192] In another exemplary embodiment, in any of the embodiments of the previous paragraphs, Z is 1,3 thiazol-2-yl, 5-chloro(1,3 thiazol-2-yl), 4-methyl(1,3 thiazol-2-yl), 5-methyl(1,3 thiazol-2-yl), 4(methoxycarbonyl)(1,3 thiazol-2-yl), 4-trifluoromethyl 1,3 thiazol-2-yl, 1,3 thiazol-4-yl, 2-methyl 1,3 thiazol-4-yl, 3-methyl 1,2,4 thiadiazol-5-yl, 3-ethyl 1,2,4 thiadiazol-5-yl or 1,2,4 thiadiazol-5-yl.

[0193] In another exemplary embodiment, in any of the embodiments of the previous paragraphs, Z is 1,3 thiazol-2-yl, 1,3 thiazol-4-yl, 5-halo(1,3 thiazol-2-yl), 5-(C₁-C₄)alkyl(1,3 thiazol-2-yl) or 1,2,4 thiadiazol-5-yl.

[0194] In another exemplary embodiment, in any of the embodiments of the previous paragraphs, Z is 1,3 thiazol-2-yl, 1,3 thiazol-4-yl, 5-chloro(1,3 thiazol-2-yl), 5-methyl(1,3 thiazol-2-yl) or 1,2,4 thiadiazol-5-yl.

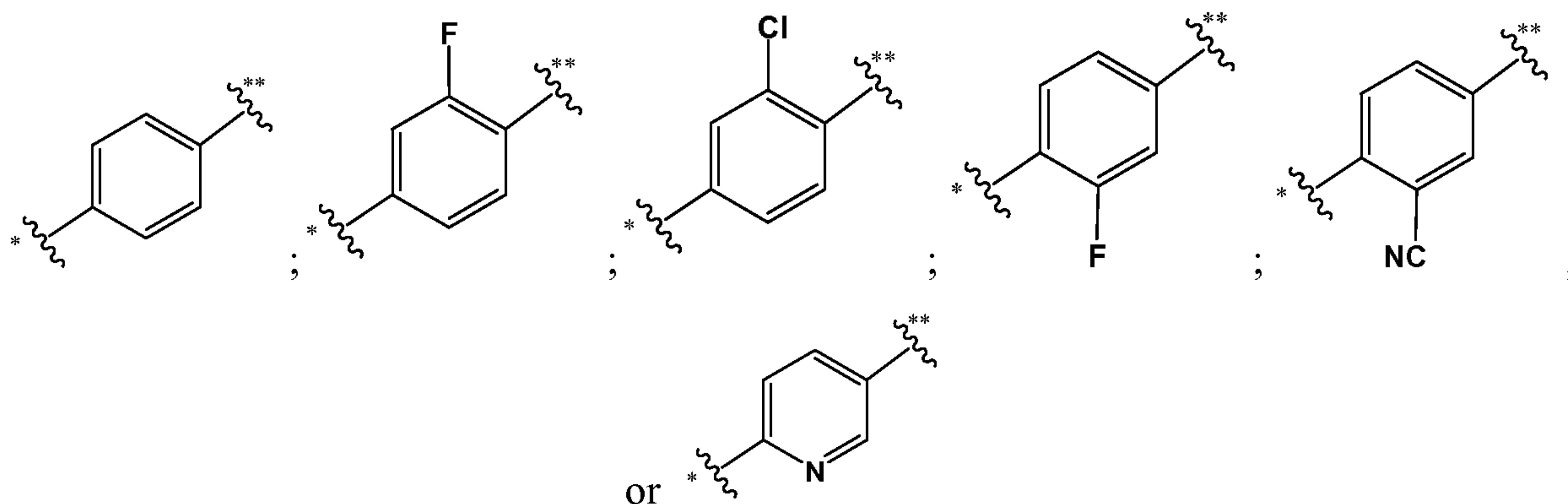
[0195] In another exemplary embodiment, in any of the embodiments of the previous paragraphs, R⁵ is H. R⁶ is 3-chlorobenzyl, 3-fluorobenzyl, 3-trifluoromethylbenzyl, 3-trifluoromethoxybenzyl, 4-chlorobenzyl, 4-fluorobenzyl, 4-trifluoromethylbenzyl, 4-trifluoromethoxybenzyl, 3-chloro-4-trifluoromethoxybenzyl, 3-chloro-4-trifluoromethylbenzyl, 3-fluoro-4-trifluoromethoxybenzyl, 3-fluoro-4-trifluoromethylbenzyl, 3,4 dichlorobenzyl, 2,5 dichlorobenzyl, 3-chloro-4-fluorobenzyl, 3-trifluoromethoxy-4-fluorobenzyl, 3-fluoro-4-chlorobenzyl, 2-fluoro-4-trifluoromethylbenzyl, 3-cyclopropyl-4-fluorobenzyl, 2-methoxy-4-trifluoromethoxybenzyl, 3,4-difluorobenzyl, 3-fluoro-4-chlorobenzyl, 2-methyl-3-chlorobenzyl, 2-fluoro-3-trifluoromethylbenzyl or 3-trifluoromethyl-4-fluorobenzyl. B is



25 wherein represents a bond covalently attached to said carbon of said carbonyl, and represents a bond covalently attached to said sulfur of said sulfonamide.

[0196] In another exemplary embodiment, in any of the embodiments of the previous paragraphs, R⁵ is H, and R⁶ is 3-chlorobenzyl, 3-fluorobenzyl, 3-trifluoromethylbenzyl, 3-trifluoromethoxybenzyl, 4-chlorobenzyl, 4-fluorobenzyl, 4-trifluoromethylbenzyl, 4-trifluoromethoxybenzyl, 3-chloro-4-trifluoromethoxybenzyl, 3-chloro-4-trifluoromethylbenzyl, 3-fluoro-4-trifluoromethoxybenzyl, 3-fluoro-4-trifluoromethylbenzyl, 3,4 dichlorobenzyl, 2,5 dichlorobenzyl, 3-chloro-4-fluorobenzyl, 3-trifluoromethoxy-4-fluorobenzyl, 3-fluoro-4-chlorobenzyl, 2-fluoro-4-trifluoromethylbenzyl, 3-cyclopropyl-4-fluorobenzyl, 2-methoxy-4-trifluoromethoxybenzyl, 3,4-difluorobenzyl, 3-fluoro-4-chlorobenzyl, 2-methyl-3-chlorobenzyl, 2-fluoro-3-trifluoromethylbenzyl or 3-trifluoromethyl-4-fluorobenzyl. Z is 1,3 thiazol-2-yl, 1,3 thiazol-4-yl, 5-halo(1,3 thiazol-2-yl), 5-(C₁-C₄)alkyl(1,3 thiazol-2-yl) or 1,2,4 thiadiazol-5-yl.

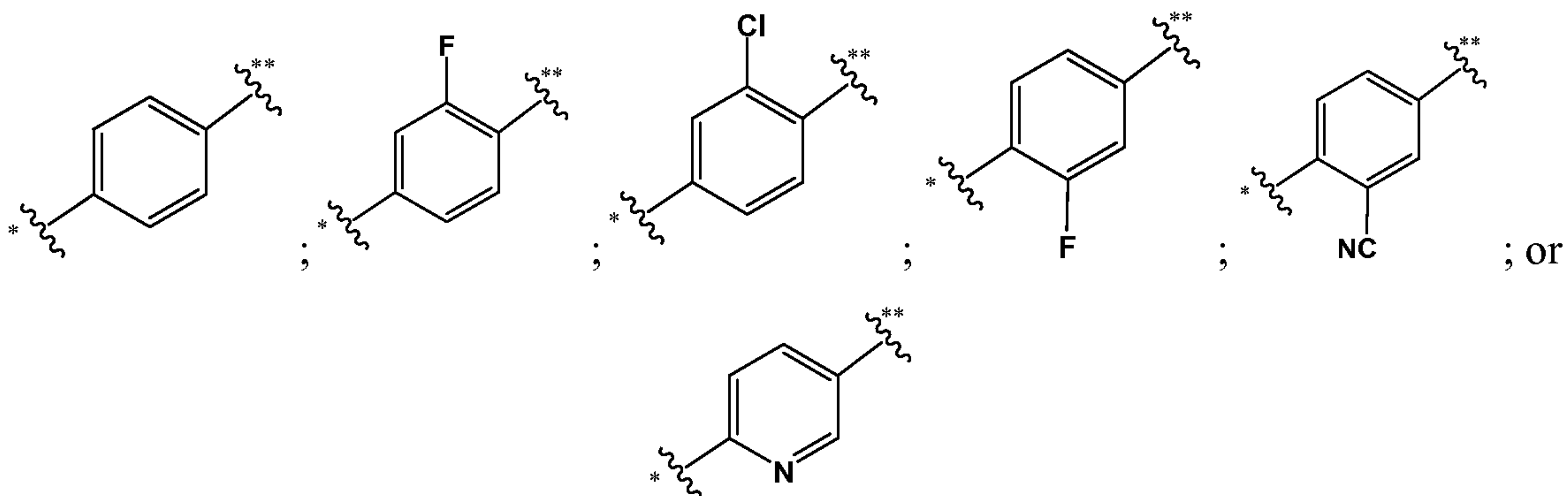
[0197] In another exemplary embodiment, in any of the embodiments of the previous paragraphs, B is



wherein represents a bond covalently attached to said carbon of said carbonyl, and represents a bond covalently attached to said sulfur of said sulfonamide. Z is 1,3 thiazol-2-yl, 1,3 thiazol-4-yl, 5-halo(1,3 thiazol-2-yl), 5-(C₁-C₄)alkyl(1,3 thiazol-2-yl) or 1,2,4 thiadiazol-5-yl.

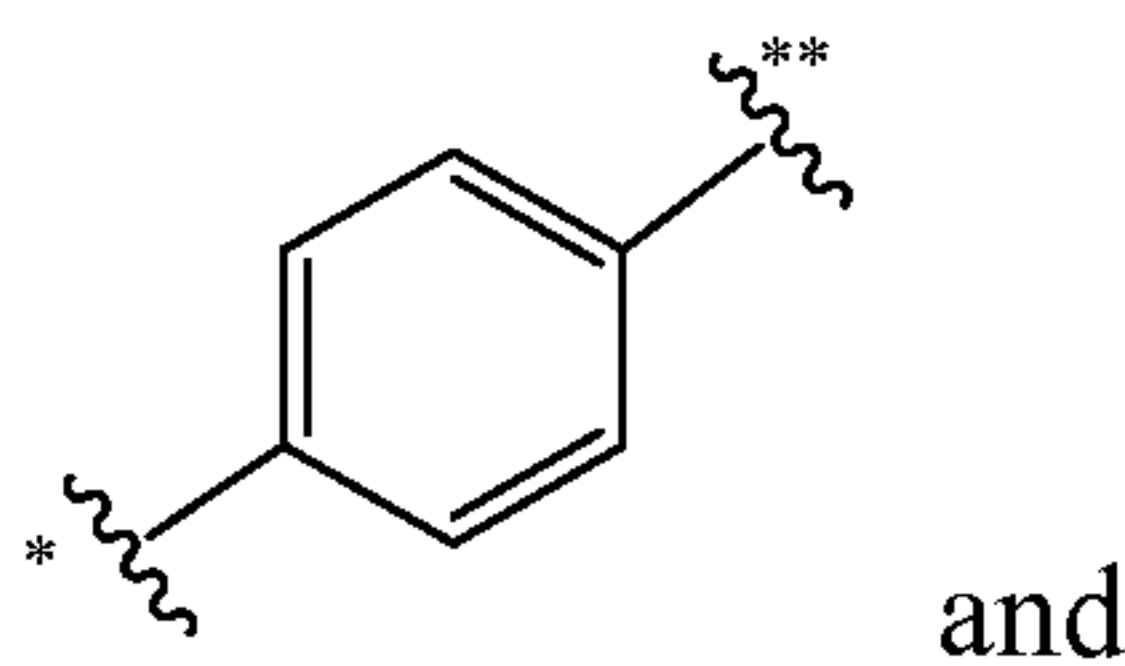
[0198] In another exemplary embodiment, in any of the embodiments of the previous paragraphs, R⁵ is H. R⁶ is 3-chlorobenzyl, 3-fluorobenzyl, 3-trifluoromethylbenzyl, 3-trifluoromethoxybenzyl, 4-chlorobenzyl, 4-fluorobenzyl, 4-trifluoromethylbenzyl, 4-trifluoromethoxybenzyl, 3-chloro-4-trifluoromethoxybenzyl, 3-chloro-4-trifluoromethylbenzyl, 3-fluoro-4-trifluoromethoxybenzyl, 3-fluoro-4-trifluoromethylbenzyl, 3,4 dichlorobenzyl, 2,5 dichlorobenzyl, 3-chloro-4-fluorobenzyl, 3-trifluoromethoxy-4-fluorobenzyl, 3-fluoro-4-chlorobenzyl, 2-fluoro-4-trifluoromethylbenzyl, 3-cyclopropyl-4-fluorobenzyl, 2-methoxy-4-

trifluoromethoxybenzyl, 3,4-difluorobenzyl, 3-fluoro-4-chlorobenzyl, 2-methyl-3-chlorobenzyl, 2-fluoro-3-trifluoromethylbenzyl or 3-trifluoromethyl-4-fluorobenzyl. B is



5 wherein represents a bond covalently attached to said carbon of said carbonyl, and represents a bond covalently attached to said sulfur of said sulfonamide. Z is 1,3 thiazol-2-yl, 1,3 thiazol-4-yl, 5-halo(1,3 thiazol-2-yl), 5-(C₁-C₄)alkyl(1,3 thiazol-2-yl) or 1,2,4 thiadiazol-5-yl.

10 [0199] In another exemplary embodiment, in any of the embodiments of the previous paragraphs, B is



Z is 1,3 thiazol-2-yl, 5-chloro(1,3 thiazol-2-yl) or 1,2,4 thiadiazol-5-yl.

15 [0200] In another exemplary embodiment, in any of the embodiments of the previous paragraphs, R⁶ is 3-chloro-4-trifluoromethoxybenzyl, 3-chloro-4-trifluoromethylbenzyl, 3-fluoro-4-trifluoromethoxybenzyl, 3,4 dichlorobenzyl, 3-fluoro-4-trifluoromethylbenzyl, 3-trifluoromethoxy-4-fluorobenzyl, 4-trifluoromethoxybenzyl, 4-trifluoromethylbenzyl, 3-fluoro-4-chlorobenzyl, 3-chloro-4-fluorobenzyl, 3-trifluoromethoxy-4-fluorobenzyl, 3-cyclopropyl-4-fluorobenzyl, 2-methoxy-4-trifluoromethoxybenzyl, 3,4-difluorobenzyl, 2-methyl-3-chlorobenzyl, 3-trifluoromethoxybenzyl, 2-fluoro-4-trifluoromethylbenzyl or 2-fluoro-3-trifluoromethylbenzyl.

20

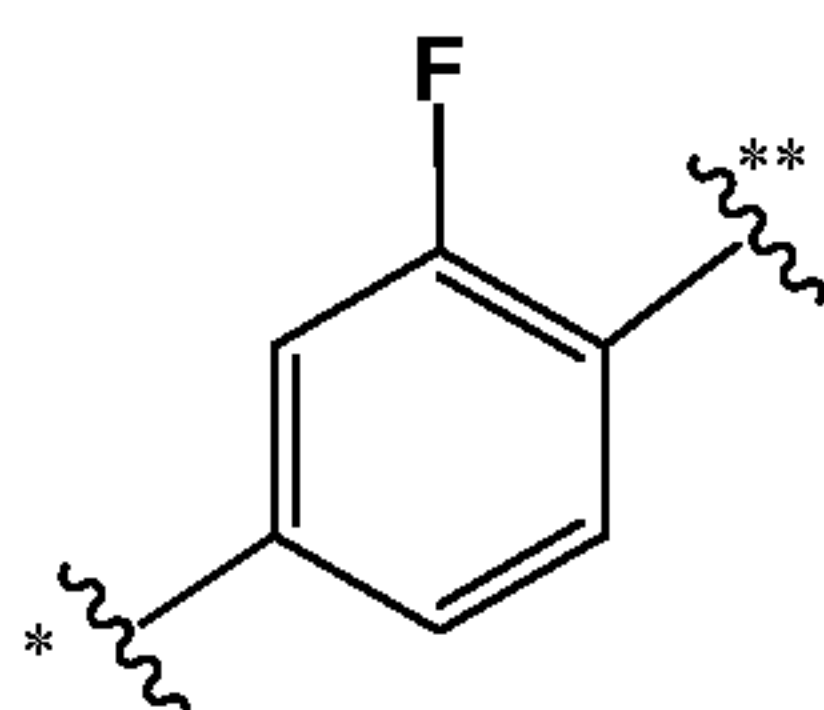
[0201] In another exemplary embodiment, in any of the embodiments of the previous paragraphs, when Z is 1,3 thiazol-2-yl, R⁶ is 3-chloro-4-trifluoromethylbenzyl, 3-fluoro-4-trifluoromethoxybenzyl, 3-fluoro-4-trifluoromethylbenzyl, 3-trifluoromethoxy-4-fluorobenzyl, 3-cyclopropyl-4-fluorobenzyl, 3-trifluoromethyl-4-fluorobenzyl, 2-methoxy-4-

trifluoromethoxybenzyl, 2-methyl-3-chlorobenzyl, 3-trifluoromethoxybenzyl, 3-fluoro-4-trifluoromethylbenzyl, 2-fluoro-3-trifluoromethylbenzyl or 3-trifluoromethylbenzyl.

[0202] In another exemplary embodiment, in any of the embodiments of the previous paragraphs, when Z is 5-chloro(1,3 thiazol-2-yl), R⁶ is 3,4 dichlorobenzyl, 3-fluoro-4-trifluoromethoxybenzyl, 3-chloro-4-fluorobenzyl, 3-fluoro-4-trifluoromethylbenzyl, 3-trifluoromethoxy-4-fluorobenzyl, 4-trifluoromethoxybenzyl, 4-trifluoromethylbenzyl, 3-fluoro-4-chlorobenzyl, 3-trifluoromethyl-4-fluorobenzyl, 2-fluoro-3-trifluoromethylbenzyl, 3,4-difluorobenzyl, 3-trifluoromethoxybenzyl or 3-trifluoromethylbenzyl.

[0203] In another exemplary embodiment, in any of the embodiments of the previous paragraphs, when Z is 1,2,4 thiadiazol-5-yl, R⁶ is 3-chloro-4-trifluoromethoxybenzyl, 3-chloro-4-trifluoromethylbenzyl, 3-fluoro-4-trifluoromethoxybenzyl, 3-fluoro-4-trifluoromethylbenzyl or 4-trifluoromethylbenzyl.

[0204] In another exemplary embodiment, in any of the embodiments of the previous paragraphs, B is



and

Z is 1,3 thiazol-2-yl, 5-chloro(1,3 thiazol-2-yl) or 1,2,4 thiadiazol-5-yl.

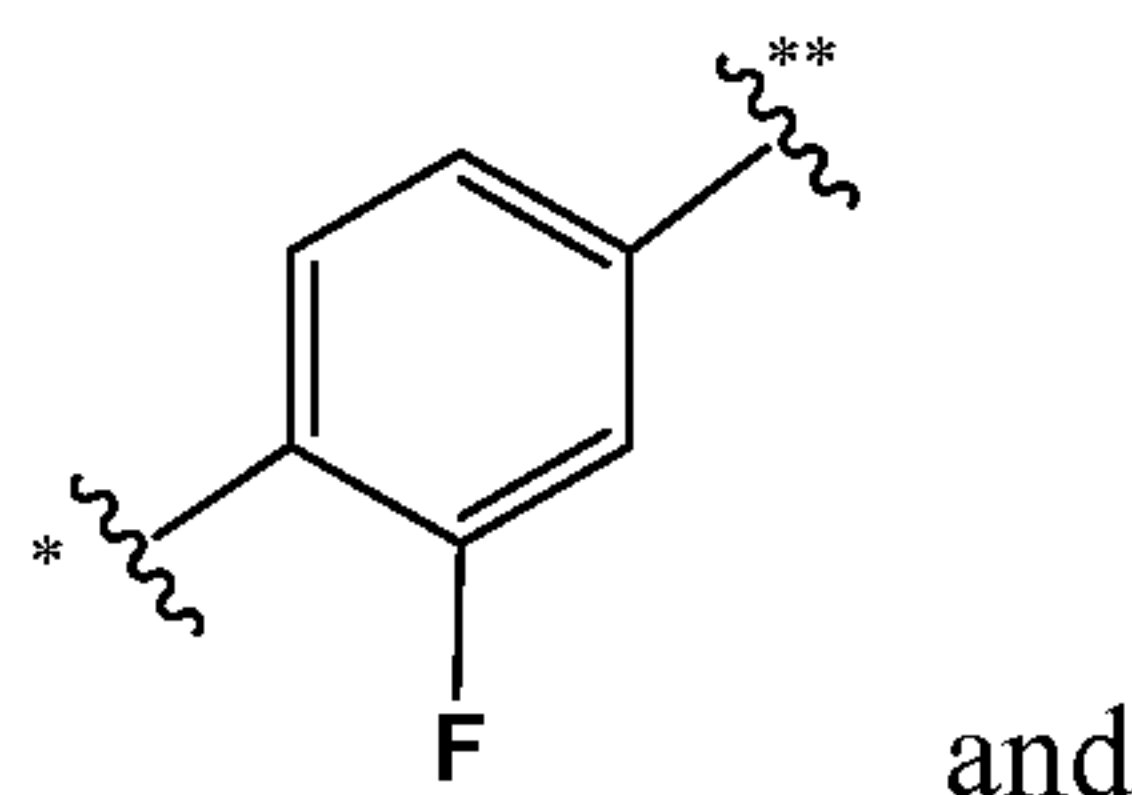
[0205] In another exemplary embodiment, in any of the embodiments of the previous paragraphs, R⁶ is 3-chloro-4-trifluoromethoxybenzyl, 3-chloro-4-trifluoromethylbenzyl, 3-fluoro-4-trifluoromethylbenzyl, 3-fluoro-4-trifluoromethoxybenzyl, 3,4 dichlorobenzyl, 4-trifluoromethoxybenzyl, 4-trifluoromethylbenzyl, 3-chloro-4-fluorobenzyl, 3-fluoro-4-chlorobenzyl, 3-trifluoromethoxy-4-fluorobenzyl, 3,4-difluorobenzyl, 3-trifluoromethyl-4-fluorobenzyl, 3-trifluoromethoxybenzyl or 3-trifluoromethylbenzyl.

[0206] In another exemplary embodiment, in any of the embodiments of the previous paragraphs, when Z is 1,3 thiazol-2-yl, R⁶ is 3-chloro-4-trifluoromethylbenzyl, 3,4 dichlorobenzyl, 3-fluoro-4-trifluoromethoxybenzyl, 3-fluoro-4-trifluoromethylbenzyl, 3-chloro-4-fluorobenzyl, 3-trifluoromethoxy-4-fluorobenzyl, 3,4-difluorobenzyl, 4-trifluoromethoxybenzyl, 3-trifluoromethoxybenzyl, 3-fluoro-4-chlorobenzyl or 3-trifluoromethylbenzyl.

[0207] In another exemplary embodiment, in any of the embodiments of the previous paragraphs, when Z is 5-chloro(1,3 thiazol-2-yl), R⁶ is 3-fluoro-4-trifluoromethylbenzyl, 3,4 dichlorobenzyl, 4-trifluoromethoxybenzyl, 3-fluoro-4-trifluoromethoxybenzyl, 4-trifluoromethylbenzyl, 3-fluoro-4-chlorobenzyl, 3,4-difluorobenzyl, 3-trifluoromethyl-4-fluorobenzyl or 3-fluoro-4-trifluoromethoxybenzyl.

[0208] In another exemplary embodiment, in any of the embodiments of the previous paragraphs, when Z is 1,2,4 thiadiazol-5-yl, R⁶ is 3-chloro-4-trifluoromethoxybenzyl, 3-chloro-4-trifluoromethylbenzyl, 3-fluoro-4-trifluoromethylbenzyl or 3-fluoro-4-trifluoromethoxybenzyl.

10 [0209] In another exemplary embodiment, in any of the embodiments of the previous paragraphs, B is



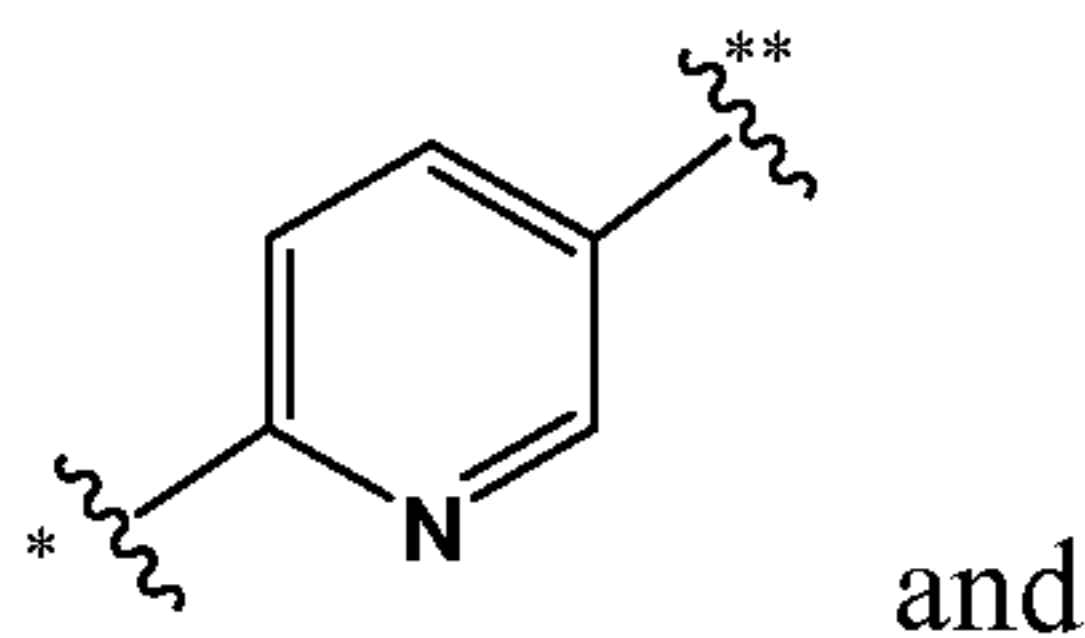
Z is 1,3 thiazol-2-yl, 5-chloro(1,3 thiazol-2-yl) or 1,2,4 thiadiazol-5-yl.

15 [0210] In another exemplary embodiment, in any of the embodiments of the previous paragraphs, R⁶ is 3,4 dichlorobenzyl, 3-fluoro-4-trifluoromethoxybenzyl, 3-chloro-4-fluorobenzyl, 4-trifluoromethoxybenzyl, 3-fluoro-4-chlorobenzyl, 4-trifluoromethylbenzyl, 3-trifluoromethoxybenzyl, 3-trifluoromethylbenzyl, 3-fluoro-4-trifluoromethylbenzyl, 3-trifluoromethyl-4-fluorobenzyl, 3,4-difluorobenzyl or 3-trifluoromethoxy-4-fluorobenzyl.

20 [0211] In another exemplary embodiment, in any of the embodiments of the previous paragraphs, when Z is 1,3 thiazol-2-yl, R⁶ is 3,4 dichlorobenzyl, 3-fluoro-4-trifluoromethoxybenzyl, 4-trifluoromethoxybenzyl, 3-fluoro-4-trifluoromethylbenzyl, 3-trifluoromethyl-4-fluorobenzyl, 3-trifluoromethylbenzyl, 3-fluoro-4-chlorobenzyl, 3,4-difluorobenzyl, 3-chloro-4-fluorobenzyl or 4-trifluoromethylbenzyl.

25 [0212] In another exemplary embodiment, in any of the embodiments of the previous paragraphs, when Z is 5-chloro(1,3 thiazol-2-yl), R⁶ is 3,4 dichlorobenzyl, 3-chloro-4-fluorobenzyl, 3-fluoro-4-chlorobenzyl, 4-trifluoromethoxybenzyl, 3-fluoro-4-trifluoromethoxybenzyl, 4-trifluoromethylbenzyl, 3-trifluoromethoxybenzyl, 3-trifluoromethylbenzyl, 3-fluoro-4-trifluoromethylbenzyl, 3-trifluoromethyl-4-fluorobenzyl, 3,4-difluorobenzyl or 3-trifluoromethoxy-4-fluorobenzyl.

[0213] In another exemplary embodiment, in any of the embodiments of the previous paragraphs, B is



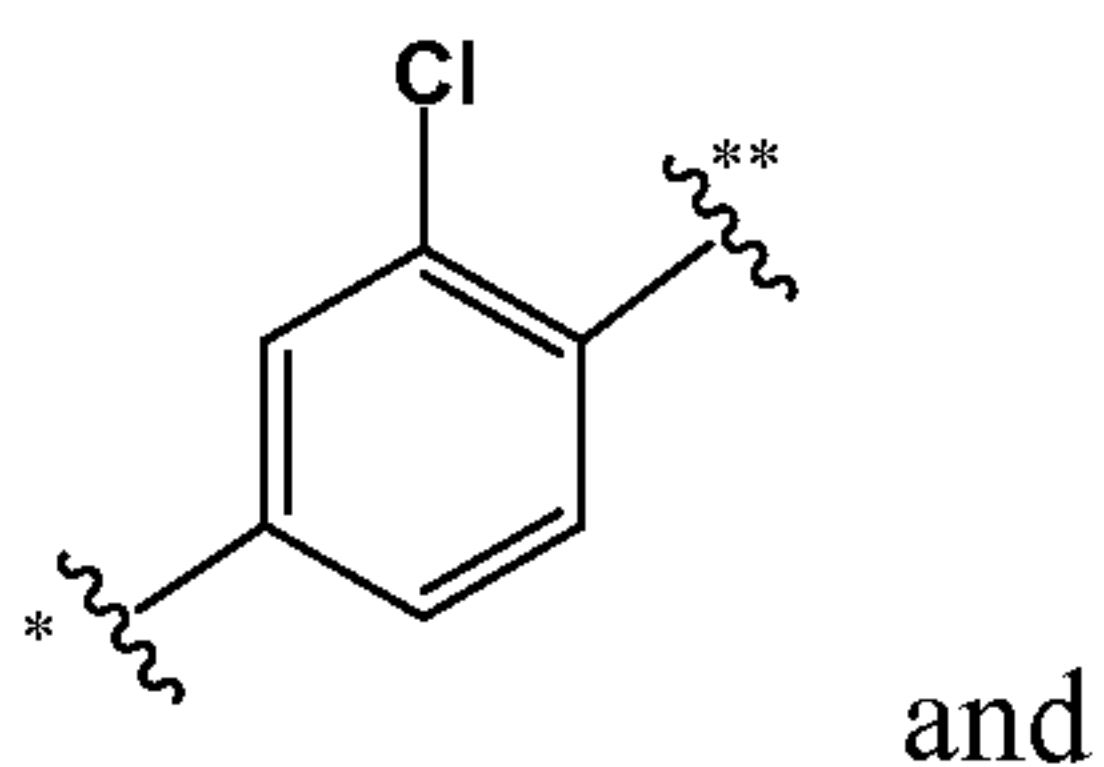
Z is 1,3 thiazol-2-yl, (5-chloro)1,3 thiazol-2-yl or 1,2,4 thiadiazol-5-yl.

5 [0214] In another exemplary embodiment, in any of the embodiments of the previous paragraphs, R⁶ is 3-chloro-4-trifluoromethylbenzyl, 3-fluoro-4-trifluoromethylbenzyl, 3-fluoro-4-trifluoromethoxybenzyl or 4-trifluoromethylbenzyl

[0215] In another exemplary embodiment, in any of the embodiments of the previous paragraphs, when Z is 1,3 thiazol-2-yl, R⁶ is 3-chloro-4-trifluoromethylbenzyl, 3-fluoro-4-
10 trifluoromethylbenzyl or 3-fluoro-4-trifluoromethoxybenzyl.

[0216] In another exemplary embodiment, in any of the embodiments of the previous paragraphs, when Z is (5-chloro)1,3 thiazol-2-yl, R⁶ is 3-chloro-4-trifluoromethylbenzyl or 3-fluoro-4-trifluoromethylbenzyl.

[0217] In another exemplary embodiment, in any of the embodiments of the previous
15 paragraphs, B is



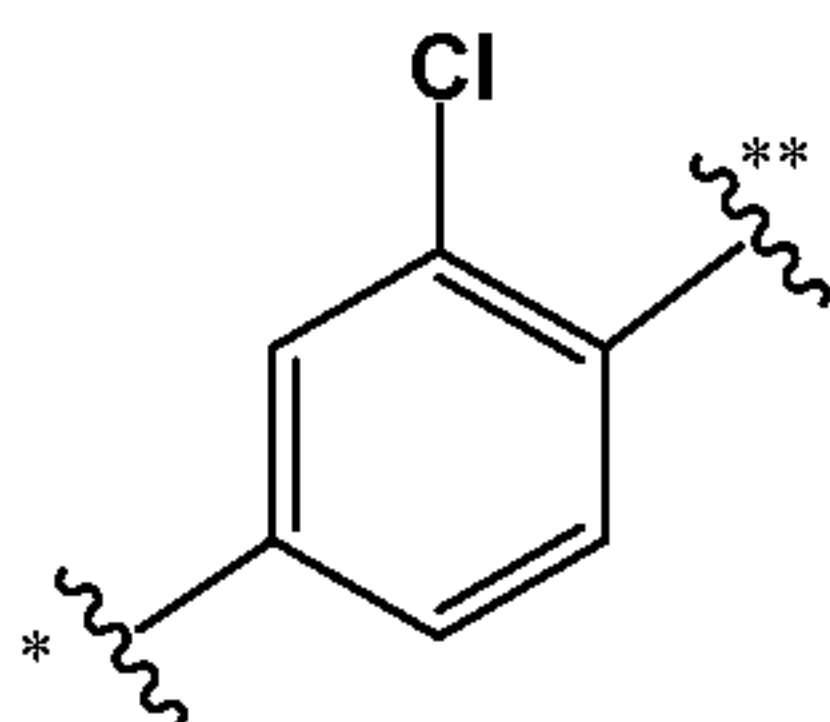
Z is 1,3 thiazol-2-yl, (5-chloro)1,3 thiazol-2-yl or 1,2,4 thiadiazol-5-yl.

[0218] In another exemplary embodiment, in any of the embodiments of the previous paragraphs, R⁶ is 3-fluoro-4-trifluoromethoxybenzyl, 4-trifluoromethylbenzyl, 3-chloro-4-
20 trifluoromethylbenzyl or 3,4 dichlorobenzyl.

[0219] In another exemplary embodiment, in any of the embodiments of the previous paragraphs, when Z is 1,3 thiazol-2-yl, R⁶ is 3-fluoro-4-trifluoromethoxybenzyl or 4-trifluoromethylbenzyl.

[0220] In another exemplary embodiment, in any of the embodiments of the previous
25 paragraphs, when Z is 5-chloro(1,3 thiazol-2-yl), R⁶ is 3,4 dichlorobenzyl.

[0221] In another exemplary embodiment, in any of the embodiments of the previous paragraphs, B is



and

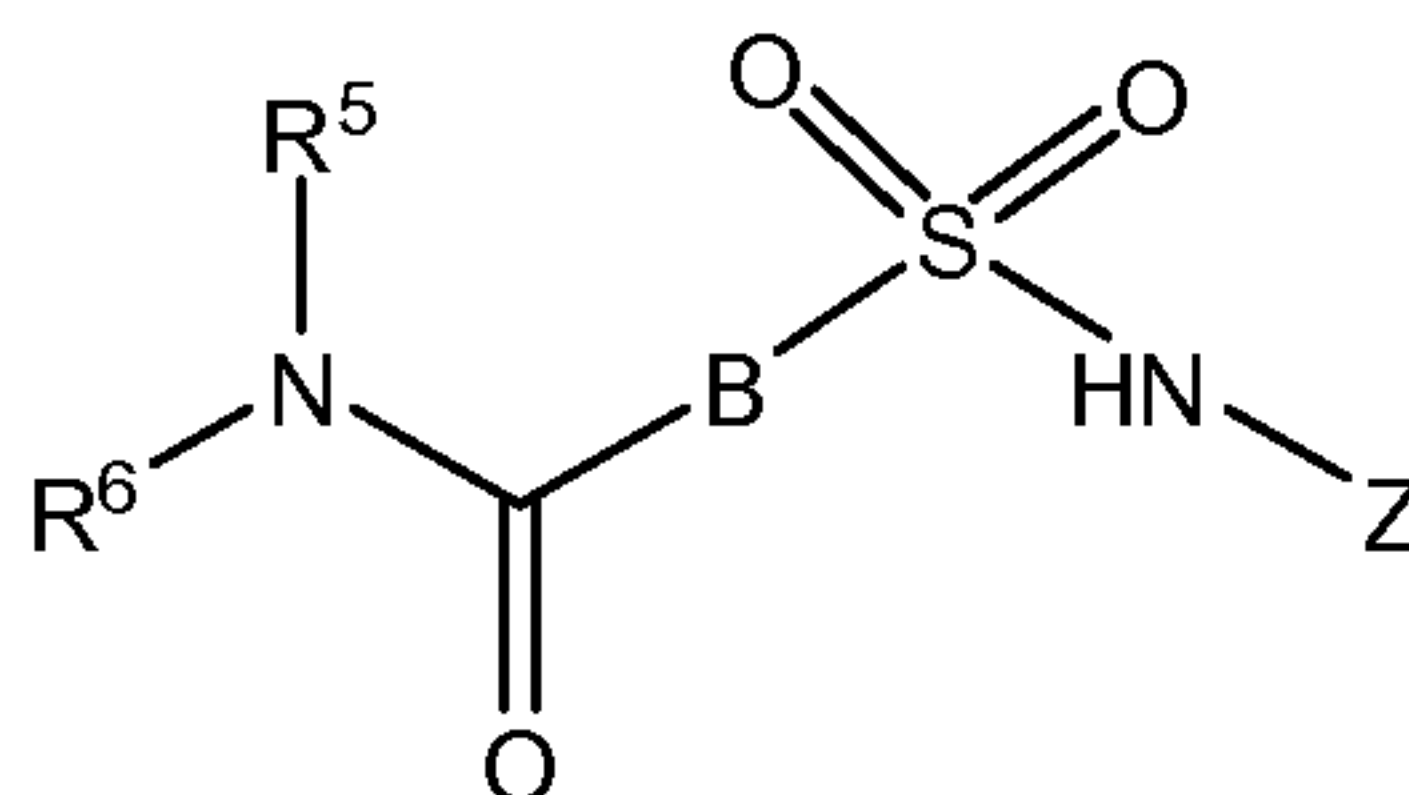
Z is 1,3 thiazol-2-yl, (5-chloro)1,3 thiazol-2-yl or 1,2,4 thiadiazol-5-yl.

5 [0222] In another exemplary embodiment, in any of the embodiments of the previous paragraphs, R⁶ is 3-fluoro-4-trifluoromethoxybenzyl, 3-chloro-4-trifluoromethylbenzyl or 3-fluoro-4-trifluoromethylbenzyl.

[0223] In another exemplary embodiment, in any of the embodiments of the previous paragraphs, when Z is 5-chloro(1,3 thiazol-2-yl), R⁶ is 3-fluoro-4-trifluoromethoxybenzyl.

10 [0224] In another exemplary embodiment, in any of the embodiments of the previous paragraphs, when Z is 1,2,4 thiadiazol-5-yl, R⁶ is 3-chloro-4-trifluoromethoxybenzyl, 3-chloro-4-trifluoromethylbenzyl or 3-fluoro-4-trifluoromethylbenzyl.

[0225] In another exemplary embodiment, the invention is a compound of formula (I):

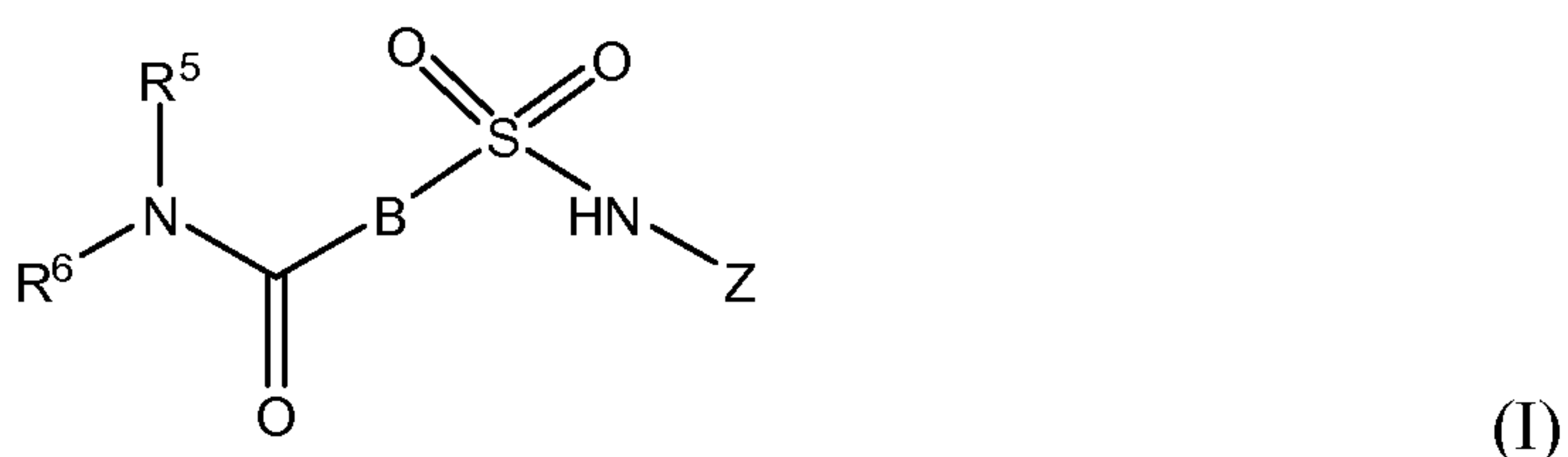


(I)

15 or a pharmaceutically acceptable salt or solvate thereof, wherein: R⁵ and R⁶, when taken together with the nitrogen to which they are attached, are joined to form a fused ring system comprising more than one ring, which is a member selected from tetrahydroindenoaxazinyl, dihydroisoquinolinyl, dihydroisoindolyl and octahydromethanoindolyl. This fused ring system is optionally substituted with one or more substituents selected from the group consisting of
 20 oxo, halogen, (C₁-C₄)alkyl and aryl. B is aryl or 6-membered heteroaryl, each optionally substituted with one or more substituents selected from the group consisting of halogen, cyano, (C₁-C₄)alkyl, halo(C₁-C₄)alkyl, (C₁-C₄)alkoxy and halo(C₁-C₄)alkoxy. Z is a 5-membered heteroaryl, which is optionally substituted with one or more substituents selected from the
 25 group consisting of halogen, cyano, (C₁-C₄)alkyl, halo(C₁-C₄)alkyl, (C₁-C₄)alkoxycarbonyl, (C₁-C₄)alkoxy, halo(C₁-C₄)alkoxy, (C₃-C₈)cycloalkyl, amino, (C₁-C₄)alkylamino and di(C₁-C₄)alkylamino.

[0226] In another exemplary embodiment, in any of the embodiments of the previous paragraphs, R⁵ and R⁶, when taken together with the nitrogen to which they are attached, are members selected from (4aR,9aS)-2,3,9,9a-tetrahydroindeno[2,1-b][1,4]oxazin-4(4aH)-yl, (4aS,9aR)-2,3,9,9a-tetrahydroindeno[2,1-b][1,4]oxazin-4(4aH)-yl, 3,4-dihydroisoquinolin-2(1H)-yl, 3,4-dihydroisoquinolin-2(1H)-yl, 5-chloro-1,3-dihydro-2H-isoindol-2-yl, 4-chloro-1,3-dihydro-2H-isoindol-2-yl and (3S,3aR,6R,7aS)-8-oxo-2-phenyloctahydro-1H-3,6-methanoindol-1-yl.

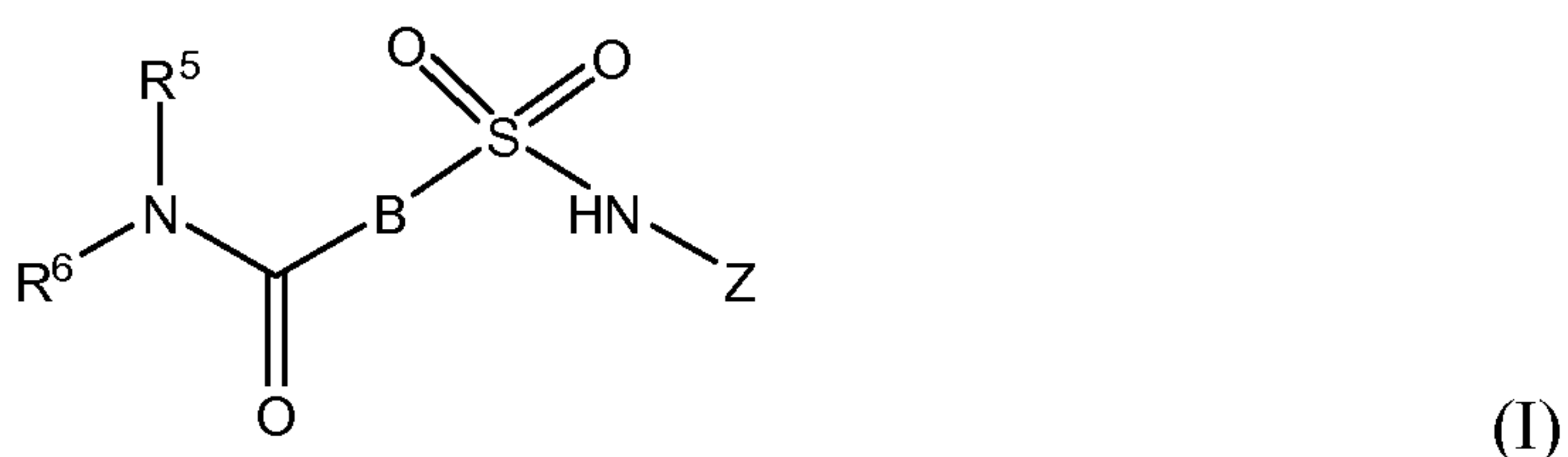
[0227] In another exemplary embodiment, the invention is a compound of formula (I):



10 or a pharmaceutically acceptable salt or solvate thereof, wherein R⁵ is H. R⁶ forms a fused ring system which is naphthpyridinyl, isoquinolinyl, 2,3-dihydroindenyl, 6,7-dihydrocyclopenta[b]pyridinyl or 2,3-dihydro-1-benzofuranylmethyl. B is aryl or 6-membered heteroaryl, each optionally substituted with one or more substituents selected from halogen, cyano, (C₁-C₄)alkyl, halo(C₁-C₄)alkyl, (C₁-C₄)alkoxy or halo(C₁-C₄)alkoxy. Z is a 5-
 15 membered heteroaryl, optionally substituted with one or more substituents selected from halogen, cyano, (C₁-C₄)alkyl, halo(C₁-C₄)alkyl, (C₁-C₄)alkoxycarbonyl, (C₁-C₄)alkoxy, halo(C₁-C₄)alkoxy, (C₃-C₈)cycloalkyl, amino, (C₁-C₄)alkylamino or di(C₁-C₄)alkylamino.

[0228] In another exemplary embodiment, in any of the embodiments of the previous paragraphs, R⁶ is 1,7-naphthpyridin-8-yl, isoquinolin-1-yl, 2,3-dihydro-1H-inden-1-yl, 6,7-
 20 dihydro-5H-cyclopenta[b]pyridin-2-yl, 2,3-dihydro-1H-inden-2-yl or 2,3-dihydro-1-benzofuran-2-ylmethyl.

[0229] In another exemplary embodiment, the invention is a compound of formula (I):



or a pharmaceutically acceptable salt or solvate thereof, wherein R⁵ and R⁶, when taken
 25 together with the nitrogen to which they are attached, are joined to form morpholinyl, which is substituted with dihydroisoindolyl(C₁-C₄)alkyl, wherein said dihydroisoindolyl(C₁-C₄)alkyl is

optionally substituted with one or more substituents selected from oxo, halogen, (C₁-C₄)alkyl or aryl. B is a member selected from the group consisting of aryl and 6-membered heteroaryl, each optionally substituted with one or more substituents selected from halogen, cyano, (C₁-C₄)alkyl, halo(C₁-C₄)alkyl, (C₁-C₄)alkoxy or halo(C₁-C₄)alkoxy. Z is a 5-membered

5 heteroaryl, optionally substituted with one or more substituents selected from halogen, cyano, (C₁-C₄)alkyl, halo(C₁-C₄)alkyl, (C₁-C₄)alkoxycarbonyl, (C₁-C₄)alkoxy, halo(C₁-C₄)alkoxy, (C₃-C₈)cycloalkyl, amino, (C₁-C₄)alkylamino or di(C₁-C₄)alkylamino.

[0230] In another exemplary embodiment, in any of the embodiments of the previous paragraphs, dihydroisoindolyl(C₁-C₄)alkyl is 1-oxo-1,3-dihydro-2H-isoindol-2-ylmethyl.

10 [0231] In another exemplary embodiment, in any of the embodiments of the previous paragraphs, halo(C₁-C₄)alkyl is monohalo(C₁-C₄)alkyl, dihalo(C₁-C₄)alkyl or trihalo(C₁-C₄)alkyl.

[0232] In another exemplary embodiment, in any of the embodiments of the previous paragraphs, halo(C₁-C₄)alkoxy is monohalo(C₁-C₄)alkoxy, dihalo(C₁-C₄)alkoxy or trihalo(C₁-C₄)alkoxy.

15

[0233] In another exemplary embodiment, in any of the embodiments of the previous paragraphs, R⁵ and R⁶ are each members independently selected from H and a group which is a member selected from (C₁-C₁₀)alkyl, heteroalkyl, heterocycloalkyl, heterocycloalkyl(C₁-C₂)alkyl, (C₃-C₈)cycloalkyl, (C₃-C₈)cycloalkyl(C₁-C₂)alkyl, aryl(C₁-C₂)alkyl, aryloxy(C₁-C₂)alkyl, arylamino(C₁-C₂)alkyl, heteroaryl, heteroarylamino(C₁-C₂)alkyl, heteroaryloxy(C₁-C₂)alkyl and heteroaryl(C₁-C₂)alkyl. Each group is optionally substituted at any suitable point with one or more substituents selected from the group consisting of oxo, halogen, cyano, hydroxy, (C₁-C₄)alkyl, halo(C₁-C₄)alkyl, (C₁-C₄)alkoxy, (C₁-C₄)alkoxy(C₁-C₄)alkoxy, hydroxy(C₁-C₄)alkyl, hydroxy(C₁-C₄)alkoxy, halo(C₁-C₄)alkoxy, (C₃-C₈)cycloalkyl(C₁-C₄)alkoxy, amino, (C₁-C₄)alkylamino, di(C₁-C₄)alkylamino, trifluoromethylthio, (C₃-C₈)cycloalkyl, pyrazolyl, pyrazolylmethyl, pyrazolyethyl, phenyl, benzyl, phenethyl, pyridyl, pyridylmethyl, phenoxy, phenoxymethyl, pyridyloxy and pyridyloxymethyl. Each pyrazolyl, pyrazolylmethyl, pyrazolyethyl, phenyl, benzyl, phenethyl, pyridyl, pyridylmethyl, phenoxy, phenoxymethyl, pyridyloxy or pyridyloxymethyl is optionally substituted with halogen, cyano, hydroxy, methyl, methoxy, trifluoromethyl or trifluoromethoxy.

20

25

30

[0234] In another exemplary embodiment, any of the compounds in the previous paragraphs, or pharmaceutically acceptable salts or solvates thereof, can be used as a medicament.

[0235] In another exemplary embodiment, the invention is a pharmaceutical formulation which includes one or more pharmaceutically acceptable excipients and a compound encompassed by any of the embodiments of the previous paragraphs.

5 [0236] In another exemplary embodiment, the invention is the use of a compound encompassed by any of the embodiments of the previous paragraphs, in the manufacture of a medicament for the treatment of a disease or condition for which a sodium channel modulator is indicated. Exemplary diseases or conditions to be treated include pain, irritable bowel syndrome, Crohn's disease and tachyarrhythmia.

10 [0237] In another exemplary embodiment, a compound encompassed by any of the embodiments of the previous paragraphs, is used in the treatment of pain, irritable bowel syndrome, Crohn's disease and tachyarrhythmia.

[0238] In another exemplary embodiment, the invention is the use of a compound encompassed by any of the embodiments of the previous paragraphs, or a pharmaceutically acceptable salt or solvate thereof, in the preparation of a medicament for the treatment of pain, irritable bowel syndrome, Crohn's disease and tachyarrhythmia.

[0239] In another exemplary embodiment, the invention provides a method of ameliorating or alleviating a condition in a subject. This condition is pain, irritable bowel syndrome, Crohn's disease and/or tachyarrhythmia. This method includes administering to a subject an amount of a compound encompassed by any of the embodiments of the previous paragraphs, in an amount sufficient to ameliorate or alleviate the condition.

[0240] In an exemplary embodiment, the invention is a compound described herein. In an exemplary embodiment, the invention is a compound described in the Examples.

25 [0241] It is understood that the compound of the invention can have a structure as described in Formula I, wherein any Z described herein is independently and optionally combined with any B and R⁵ and R⁶ described herein.

[0242] Also within the scope of the present invention are compounds of the invention that are poly- or multi-valent species, including, for example, species such as dimers, trimers, tetramers and higher homologs of the compounds of the invention or reactive analogues thereof. The poly- and multi-valent species can be assembled from a single species or more than one species of the invention. For example, a dimeric construct can be "homo-dimeric" or "heterodimeric." Moreover, poly- and multi-valent constructs in which a compound of the invention or a

reactive analogue thereof, can be attached to an oligomeric or polymeric framework (e.g., polylysine, dextran, hydroxyethyl starch and the like) are within the scope of the present invention. The framework is preferably polyfunctional (i.e. having an array of reactive sites for attaching compounds of the invention). Moreover, the framework can be derivatized with a
5 single species of the invention or more than one species of the invention.

[0243] Moreover, the present invention includes compounds within a motif described herein, which are functionalized to afford compounds having water-solubility that is enhanced relative to analogous compounds that are not similarly functionalized. Thus, any of the substituents set forth herein can be replaced with analogous radicals that have enhanced water solubility. For
10 example, it is within the scope of the invention to, for example, replace a hydroxyl group with a diol, or an amine with a quaternary amine, hydroxy amine or similar more water-soluble moiety. In a preferred embodiment, additional water solubility is imparted by substitution at a site not essential for the activity towards the ion channel of the compounds set forth herein with a moiety that enhances the water solubility of the parent compounds. Methods of enhancing
15 the water-solubility of organic compounds are known in the art. Such methods include, but are not limited to, functionalizing an organic nucleus with a permanently charged moiety, e.g., quaternary ammonium, or a group that is charged at a physiologically relevant pH, e.g. carboxylic acid, amine. Other methods include, appending to the organic nucleus hydroxyl- or amine-containing groups, e.g. alcohols, polyols, polyethers, and the like. Representative
20 examples include, but are not limited to, polylysine, polyethyleneimine, poly(ethyleneglycol) and poly(propyleneglycol). Suitable functionalization chemistries and strategies for these compounds are known in the art. See, for example, Dunn, R. L., et al., Eds. Polymeric Drugs and Drug Delivery Systems, ACS Symposium Series Vol. 469, American Chemical Society, Washington, D.C. 1991.

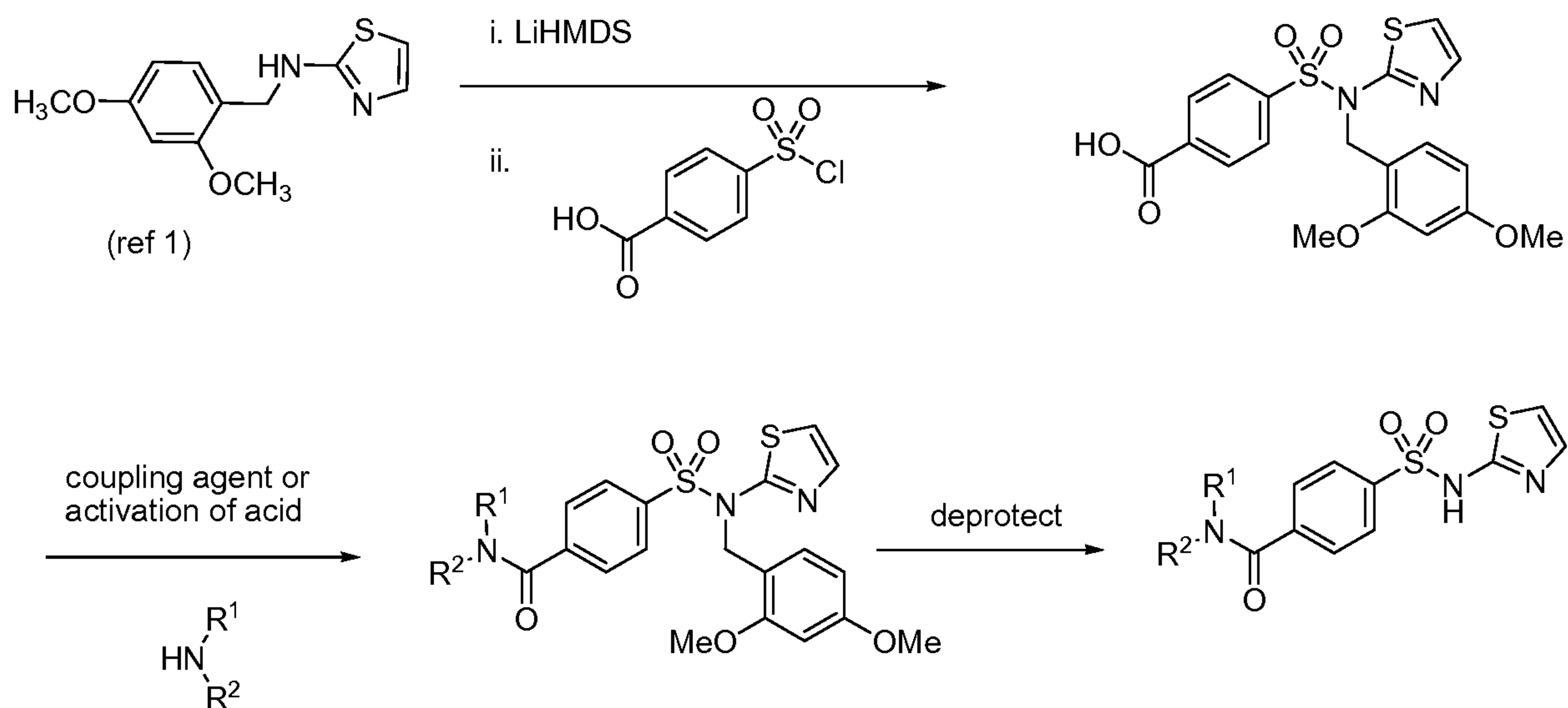
25 **II. Preparation of the Compounds**

[0244] Compounds of the present invention can be prepared using readily available starting materials or known intermediates. The synthetic schemes set forth below provide exemplary synthetic pathways for the preparation of compounds of the invention.

II.a. General Procedure for Synthesizing Sulfonamide-containing Compounds

30 [0245] A general route to sulfamide-containing compounds of the invention can be synthesized as shown in Scheme A.

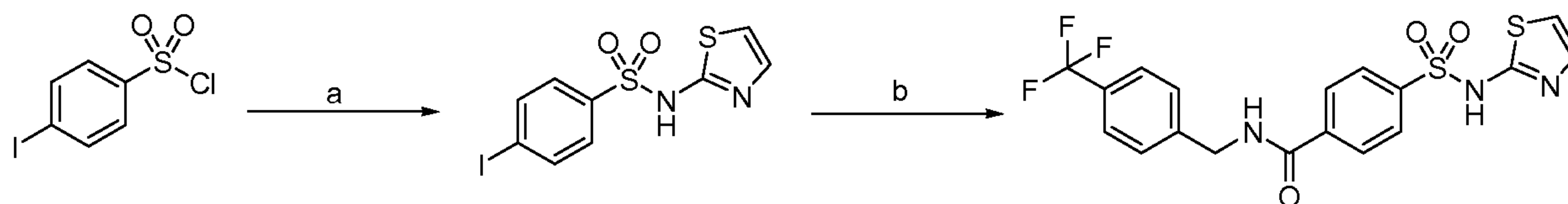
Scheme A



[0246] See, (1) Gutierrez et al., *Tetrahedron Letters*, 46(20), 3595-3597 (2005).

[0247] An alternate route to sulfonamides of the invention is provided in Scheme B.

5 Scheme B

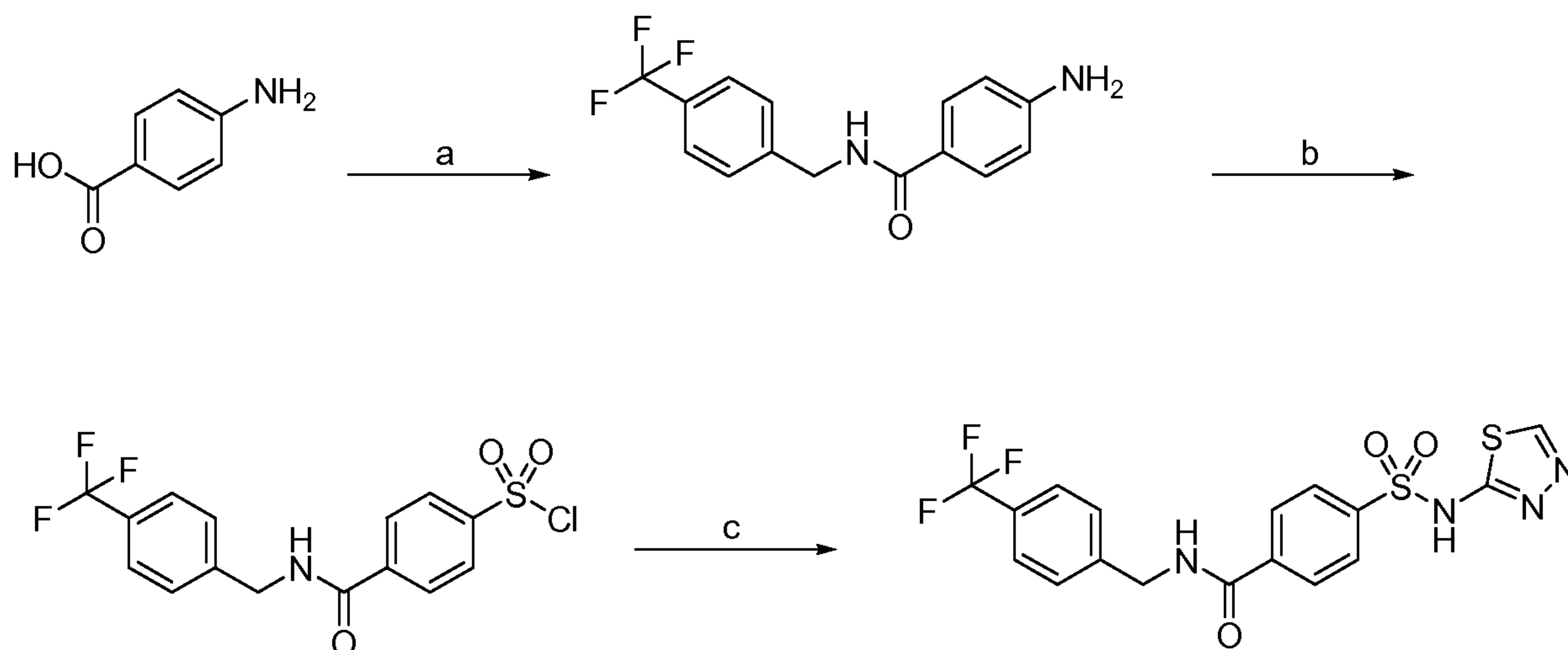


[0248] a) 2-aminothiazole (1.1 eq), pyridine; b) 4-(trifluoromethyl)benzylamine (5.0 equiv), hexacarbonylmolybdenum (0.5 equiv), palladium(II) acetate (0.05 equiv), and sodium carbonate (3.0 equiv), water was heated 110 °C via microwave irradiation. Wu et al.,

10 *Organometallics* 25, 1434 (2006)

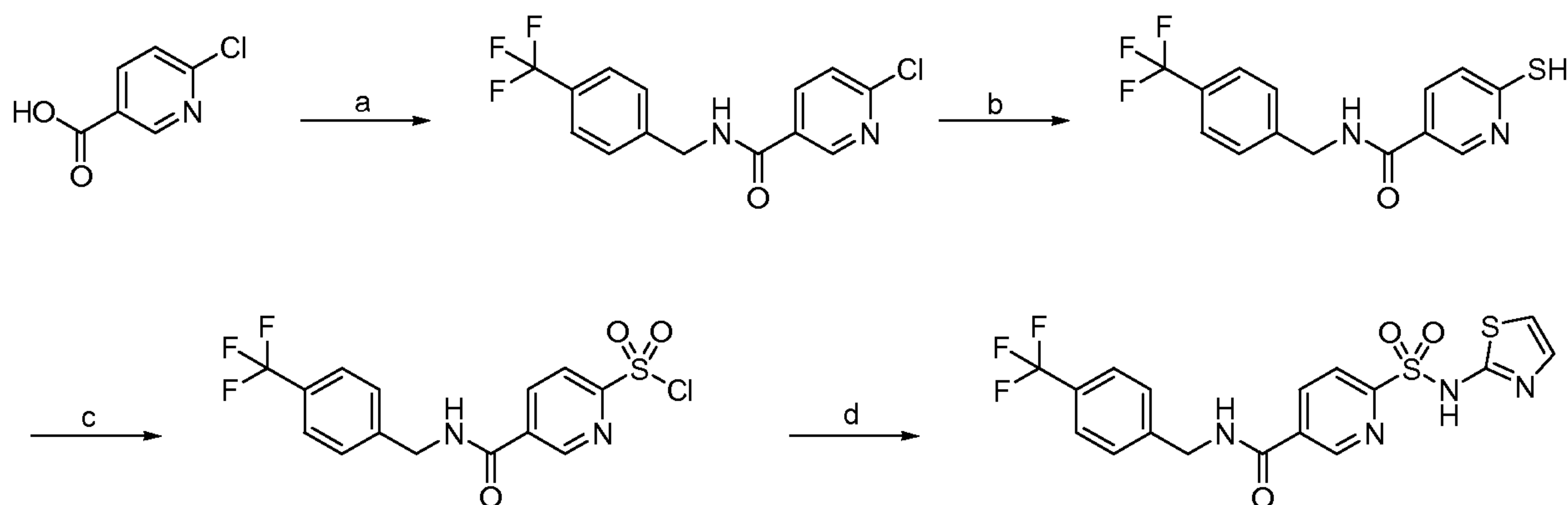
[0249] Another route to compounds of the invention is set forth in Scheme C:

Scheme C



[0250] a) i. HBTU (1.0 equiv) anhydrous DMF, 0 °C; ii. N,N-diisopropylethylamine (3.0 equiv); iii. 4-(trifluoromethyl)benzyl-amine (1.2 equiv); b) i. acetonitrile, -5 °C, conc. HCl; ii. sodium nitrite (1.1 equiv), H₂O, 0 °C; iii. 0 °C solution of sulfur dioxide (g) in AcOH, copper(II) chloride dihydrate (1.0 equiv); c) CH₂Cl₂, 0 °C, 2-amino-1,3,4-thiadiazole (1.1 equiv) in 1.0 mL of anhydrous pyridine.

Scheme D

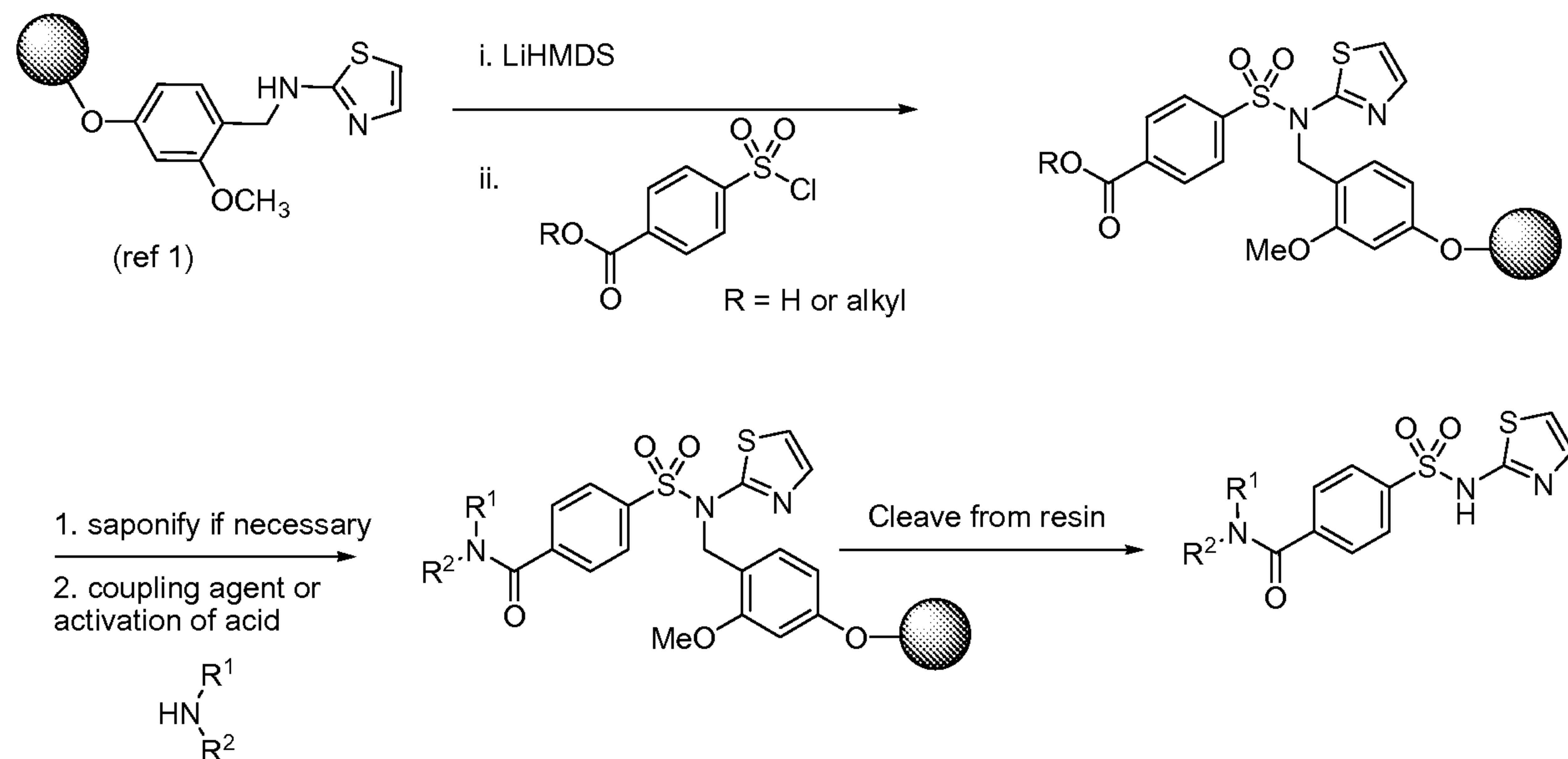


10

[0251] (a) i. DMF at 0 °C, HBTU (1.0 equiv); ii. N,N-diisopropylethylamine (3.0 equiv); iii. -(trifluoromethyl)benzylamine (1.2 equiv); b) anhydrous ethanol, thiourea (1.04 equiv.), reflux; ii. cooled to ambient temperature, and an additional thiourea (1 equiv.) was added, reflux; iii. concentrated in vacuo, water, sodium carbonate (0.80 equiv); iv. sodium hydroxide (3.2 equiv, 6 mL H₂O); c) methylene chloride, water, 37% HCl, 10% aqueous solution of sodium hypochlorite (7.9 equiv) added dropwise over 15 min; d) as a solution in methylene chloride add to a 0 °C solution of 2-aminothiazole (1.1 equiv) in anhydrous pyridine.

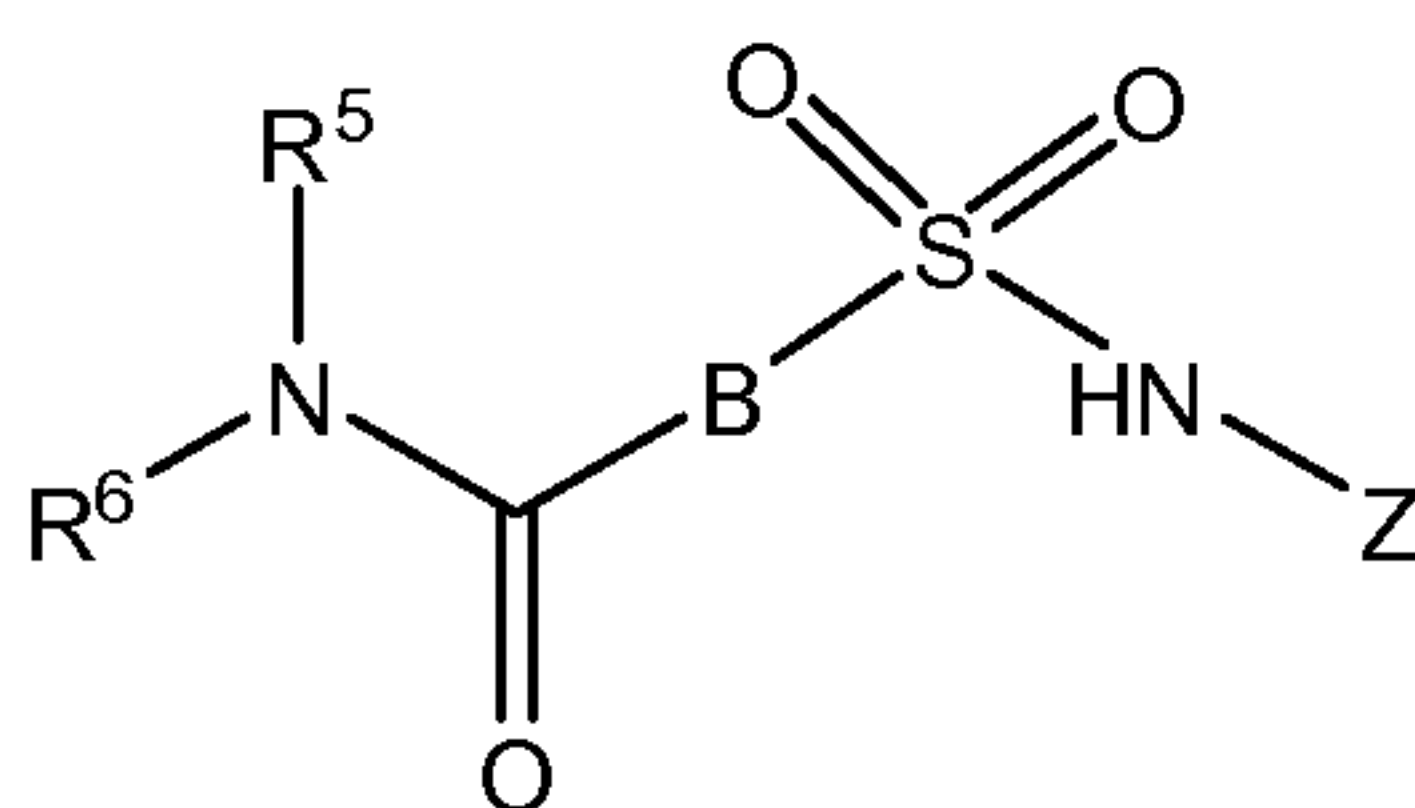
[0252] A further route to compounds of the invention is set forth in Scheme E.

Scheme E



[0253] See, (1) Gutierrez et al., *Tetrahedron Letters*, 46(20), 3595-3597 (2005).

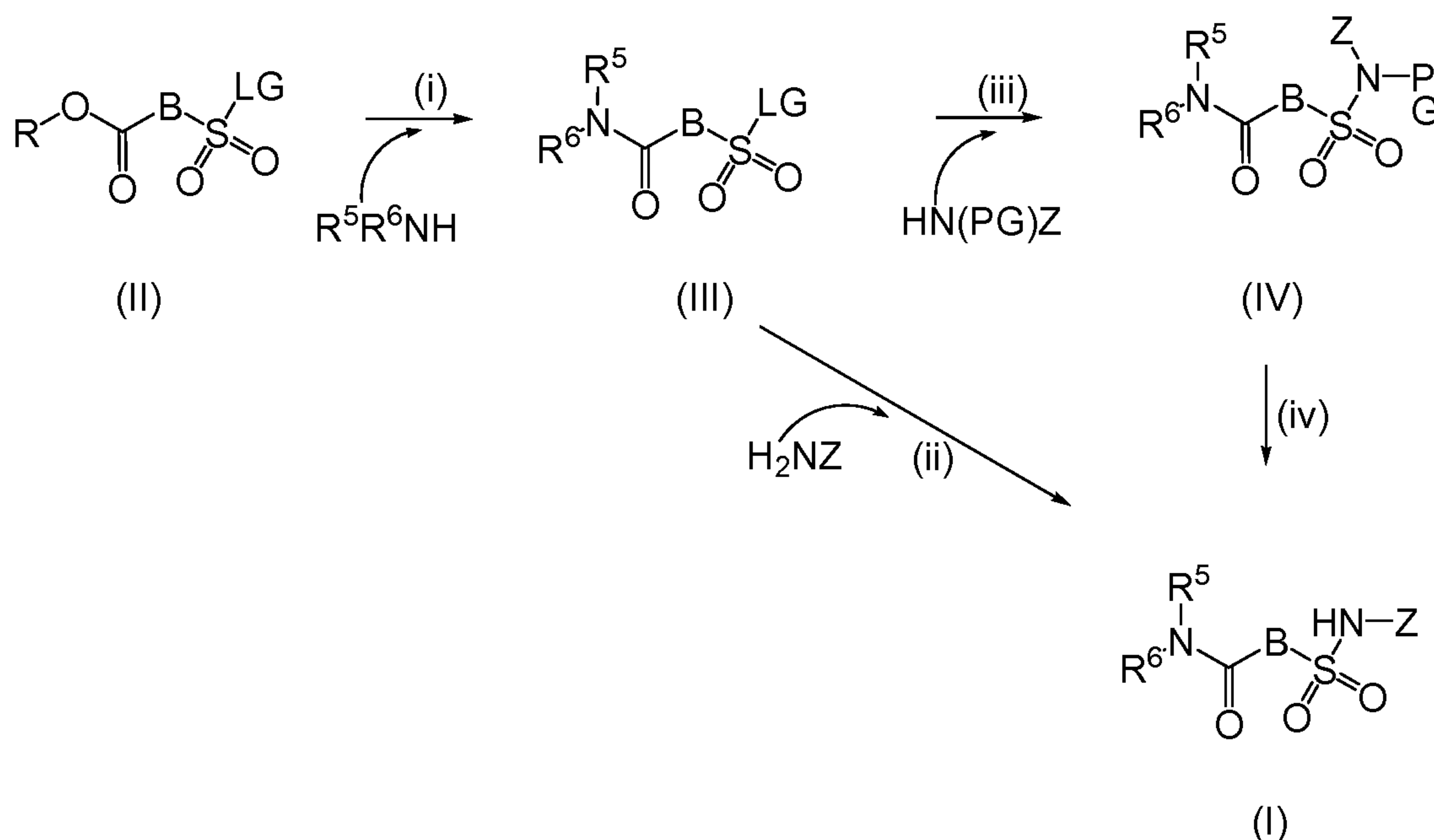
- 5 [0254] The routes below, including those mentioned in the Examples and Preparations, illustrate methods of synthesising the compounds of the invention and/or formula (I). The skilled person will appreciate that the compounds of the invention, and intermediates thereof, could be made by methods other than those specifically described herein, for example by adaptation of the described methods or by modification of methods known in the art. Examples
- 10 of suitable guides to synthesis, functional group interconversions, use of protecting groups, etc., are: "Comprehensive Organic Transformations" by RC Larock, VCH Publishers Inc. (1989); "Advanced Organic Chemistry" by J. March, Wiley Interscience (1985); "Designing Organic Synthesis" by S Warren, Wiley Interscience (1978); "Organic Synthesis – The Disconnection Approach" by S Warren, Wiley Interscience (1982); "Guidebook to Organic Synthesis" by RK
- 15 Mackie and DM Smith, Longman (1982); "Protective Groups in Organic Synthesis" by TW Greene and PGM Wuts, John Wiley and Sons, Inc. (1999); "Protecting Groups" by PJ, Kocienski, Georg Thieme Verlag (1994); and any updated versions of said standard works.



(I)

[0255] In the general synthetic methods below, unless otherwise specified, the substituents R^5 , R^6 , B and Z are as defined with reference to the compounds of formula (I) above.

[0256] Compounds of formula (I) may be prepared from compounds of formula (IV) or (III) by the process illustrated in Scheme 1.



Scheme 1

5

PG = a suitable nitrogen protecting group, preferably 2, 4-dimethoxybenzyl

R = H, (C₁-C₁₀)alkyl, aryl, aryl(C₁-C₂)alkyl

LG = a suitable leaving group for example Cl or OR'' where R'' = (C₁-C₁₀)alkyl, aryl, aryl(C₁-C₂)alkyl

10 [0257] When R is H, compounds of formula (III) may be prepared from compounds of formula (II) according to reaction step (i), an amide coupling between R^5R^6NH and the acid chloride formed from compounds of formula (II) in the presence of excess organic base such as triethylamine, pyridine, 2,6-lutidine or Hunig's base, in a suitable solvent, at temperatures of -78°C to room temperature. The acid chloride may be prepared by reaction of a compound of
 15 formula (II) with a suitable agent such as oxalyl chloride-catalytic DMF or thionyl chloride. Typical conditions comprise oxalyl chloride-catalytic DMF in DCM at 0°C.

[0258] When LG is OR'' a subsequent reaction with the appropriate alcohol R''OH under basic conditions is required. Typical conditions comprise pentafluorophenol in the presence of Et₃N in DCM at room temperature.

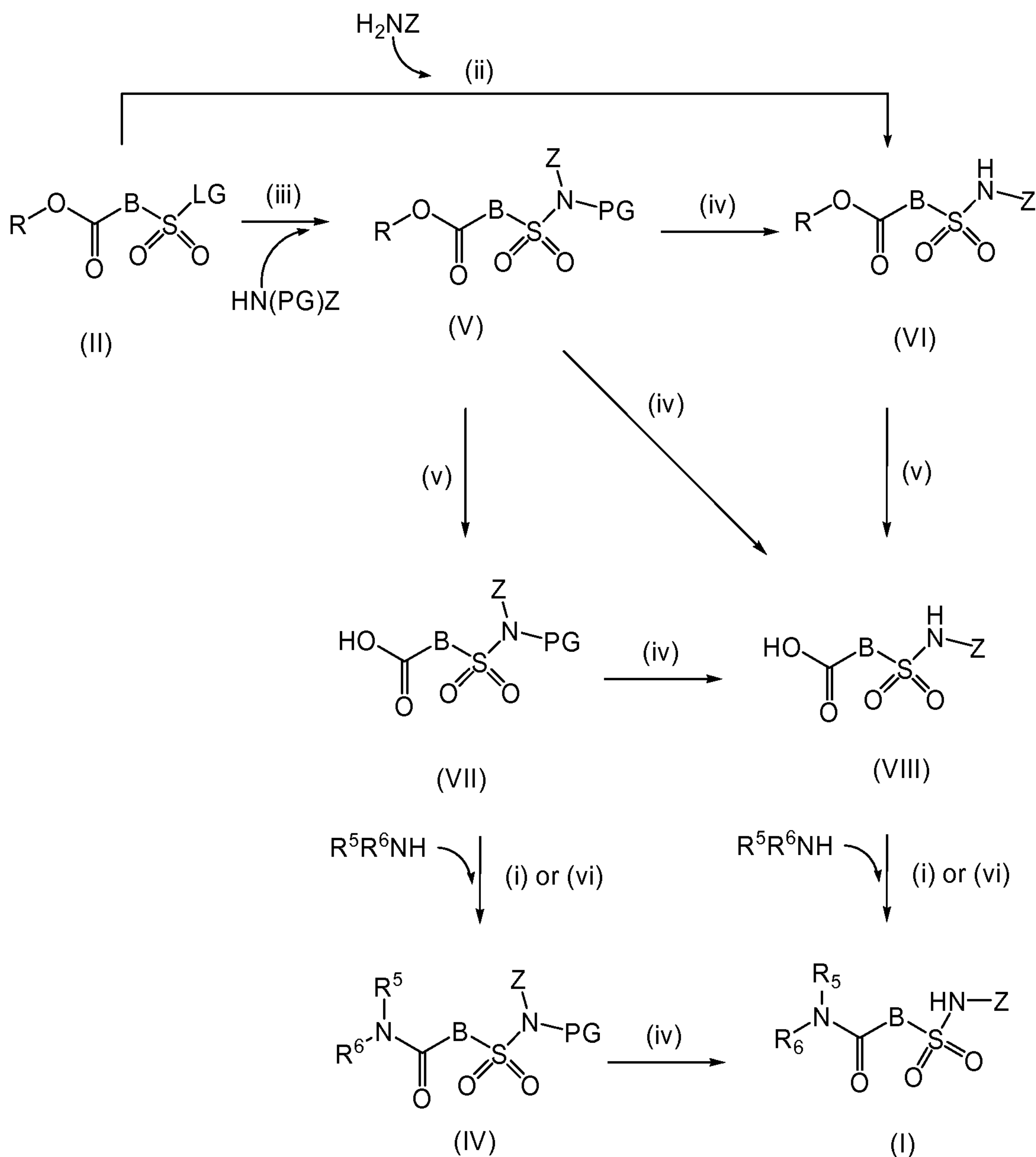
20 [0259] Alternatively compounds of formula (III) may be prepared from compounds of formula (XVII), as shown in Scheme 4 illustrated below.

[0260] Compounds of formula (I) may be prepared from compounds of formula (III) according to reaction step (ii), displacement of a leaving group with H₂NZ under basic reaction conditions, for example, pyridine, Et₃N, DABCO or Hunig's base, optionally in the presence of a co-solvent such as DCM, at temperatures of 0 to 60°C. Typical conditions comprise reaction
5 in pyridine at room temperature for 16 hours.

[0261] Compounds of the formula (IV) may be prepared from compounds of the formula (III) according to reaction step (iii), displacement of a leaving group with PG(H)NZ, wherein PG is a suitable N-protecting group. Any suitable nitrogen protecting group may be used (as described in "Protecting Groups in Organic Synthesis" 3rd edition T.W. Greene and P.G.
10 Wuts, Wiley-Interscience, 1999). Common nitrogen protecting groups (PG) suitable for use include tert-butoxycarbonyl (t-Boc) (which is readily removed by treatment with an acid such as TFA or hydrogen chloride in an organic solvent such as DCM or 1,4-dioxane), and benzyl (which is readily removed by hydrogenation in the presence of a suitable catalyst, or by treatment with 1-chloroethyl chloroformate). Step (iii) is carried out in the presence of a strong
15 base, for example LiHMDS or NaH in a suitable solvent such as THF. Typical conditions comprise LiHMDS in THF at temperatures of -78 to 0°C. Typically PG is 2, 4-dimethoxybenzyl.

[0262] Compounds of the formula (I) may be prepared from compounds of the formula (IV) according to reaction step (iv), deprotection of the N-protecting group (PG). For example if PG
20 is a benzyl group, it can be readily removed by hydrogenation in the presence of a suitable catalyst or by treatment with 1-chloroethyl chloroformate. When PG = 2,4-dimethoxybenzyl typical deprotection conditions comprise HCl in an appropriate solvent such as dioxane, ether, water or TFA in DCM at room temperature.

[0263] Compounds of formula (I) may be prepared from compounds of formula (IV) or
25 (VIII) by the process illustrated in Scheme 2.



Scheme 2

PG = a suitable nitrogen protecting group, preferably 2, 4-dimethoxybenzyl

R = H, (C₁-C₁₀)alkyl, aryl, aryl(C₁-C₂)alkyl

LG = a suitable leaving group for example Cl or OR'' where R'' = H, (C₁-C₁₀)alkyl, aryl(C₁-C₂)alkyl

5

[0264] Compounds of formula (V) can be prepared from compounds of formula (II) according to reaction step (iii) as previously described. Compounds of formula (VI) may be prepared from compounds of formula (V) according to reaction step (iv) as previously described. When R is not H compounds of formula (VI) may be prepared from compounds of formula (II) according to reaction step (ii) as previously described. When R is H compounds of formula (V) = compounds of formula (VII). When R is not H compounds of formula (VII) may

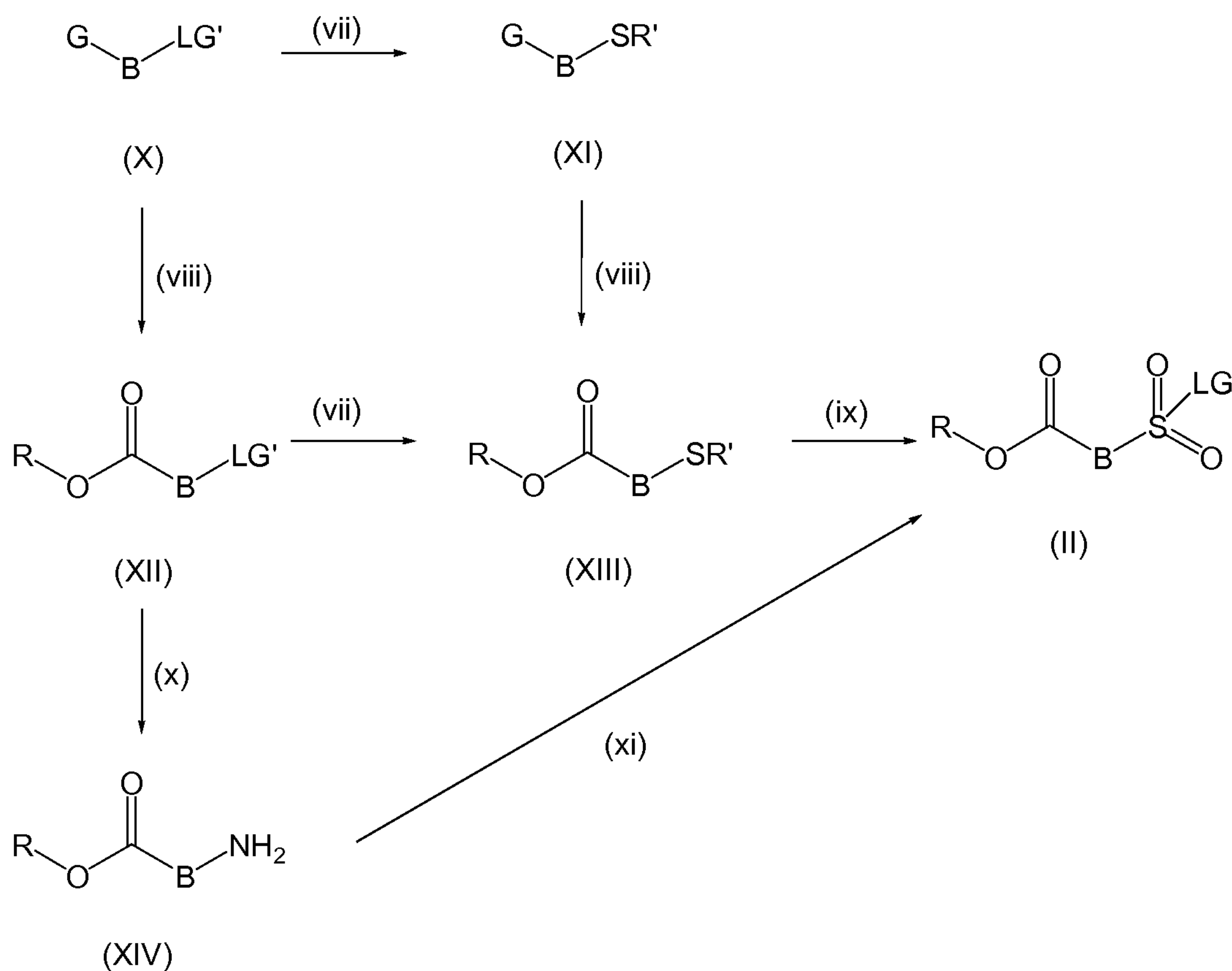
10

be prepared from compounds of formula (V) according to reaction step (v), ester hydrolysis using conventional procedures, typically under aqueous basic conditions, for example in the presence of sodium hydroxide, potassium hydroxide or lithium hydroxide in an inert solvent such as MeOH, EtOH, ethylene glycol, THF, DME, and 1,4-dioxane. Preferred conditions
5 comprise aqueous sodium or lithium hydroxide in dioxane or MeOH at room temperature. When R is H compounds of formula (VIII) can be prepared from compounds of formula (V) according to reaction step (iv) as previously described. When R is H compounds of formula (VI) = compounds of formula (VIII). When R is not H compounds of formula (VIII) can be prepared from compounds of formula (VI) according to reaction step (v) as previously
10 described. Compounds of formula (VIII) can be prepared from compounds of formula (VII) according to reaction step (iv) as previously described.

[0265] Compounds of formula (IV) may be prepared from compounds of formula (VII) according to reaction step (i), as previously described, or by reaction step (vi) an amide coupling with R^5R^6NH via activation of the carboxylic acid by a suitable agent such as HBTU,
15 WSCDI or DCC, optionally in the presence of a catalyst for example HOBT or HOAT, and optionally in the presence of a tertiary amine base for example *N*-methyilmorpholine, Et_3N or *N,N*-diisopropylethylamine in a suitable solvent such as DMF, THF, DMSO, DMA, at 10-40 °C for 0.5-48 hours. Typical conditions comprise activation through TBTU in DCM or DMF in the presence of Et_3N at room temperature for 0.5-16 hours.

20 [0266] Compounds of formula (I) may be prepared from compounds of formula (VIII) according to reaction steps (i) or (vi), as previously described. Compounds of formula (I) may be prepared from compounds of formula (IV) according to reaction step (iv), as previously described.

[0267] Compounds of formula (II) may be prepared from compounds of formula (XIV) or
25 (XIII) by the process illustrated in Scheme 3.



Scheme 3

LG and LG' are independently a suitable leaving group, for example F, Cl, Br or OR'' where R'' = (C₁-C₁₀)alkyl, aryl, aryl(C₁-C₂)alkyl

R = H, (C₁-C₁₀)alkyl, aryl, aryl(C₁-C₂)alkyl

5 G = a group capable of a functional group interconversion to an acid for example CH₃, CN

[0268] Compounds of formula (II) where B = phenyl, 2-chlorophenyl or 3-chlorophenyl are commercially available.

[0269] Compounds of the formula (X) are commercially available.

[0270] Compounds of formula (XI) may be prepared from compounds of formula (X) according to reaction step (vii), displacement of a leaving group with a sulphur nucleophile for example benzylmercaptan, under basic reaction conditions for example in the presence of potassium carbonate, cesium carbonate or Et₃N, in a suitable solvent, for example DMSO, DMF. Typical conditions comprise benzylmercaptan in the presence of cesium carbonate in DMSO at 70-80°C for 3 hours.

15 [0271] Compounds of formula (XII) may be prepared from compounds of formula (X) according to reaction step (viii) a functional group interconversion to afford an acid. When G is CH₃, an oxidation reaction is carried out using an appropriate oxidising agent, for example ceric ammonium nitrate or chromyl chloride. Typical conditions comprise excess potassium

permanganate in the presence of excess aqueous KOH at 90 °C for 3-4 hours. When G is CN, a hydrolysis reaction is carried out using conventional procedures, under basic or acidic conditions, for example in the presence of sodium hydroxide and hydrogen peroxide or sulphuric acid. Typical conditions comprise refluxing in concentrated HCl or in NaOH.

5 Alternatively, compounds of formula (XII) may be commercially available.

[0272] Compounds of the formula (XIII) may be prepared from compounds of the formula (XII) according to reaction step (vii) or from compounds of the formula (XI) according to reaction step (viii) as previously described.

10 [0273] Compounds of the formula (XIV) may be prepared from compounds of the formula (XII), preferably when R = H, according to reaction step (x), displacement of LG' with an ammonia source, often at elevated temperatures and pressure. Typical conditions comprise ammonia in MeOH at 180°C in an autoclave for 3-4 hours.

[0274] Compounds of formula (XIV) may be prepared by the skilled person from alternate starting materials for example reduction of the corresponding nitro compound.

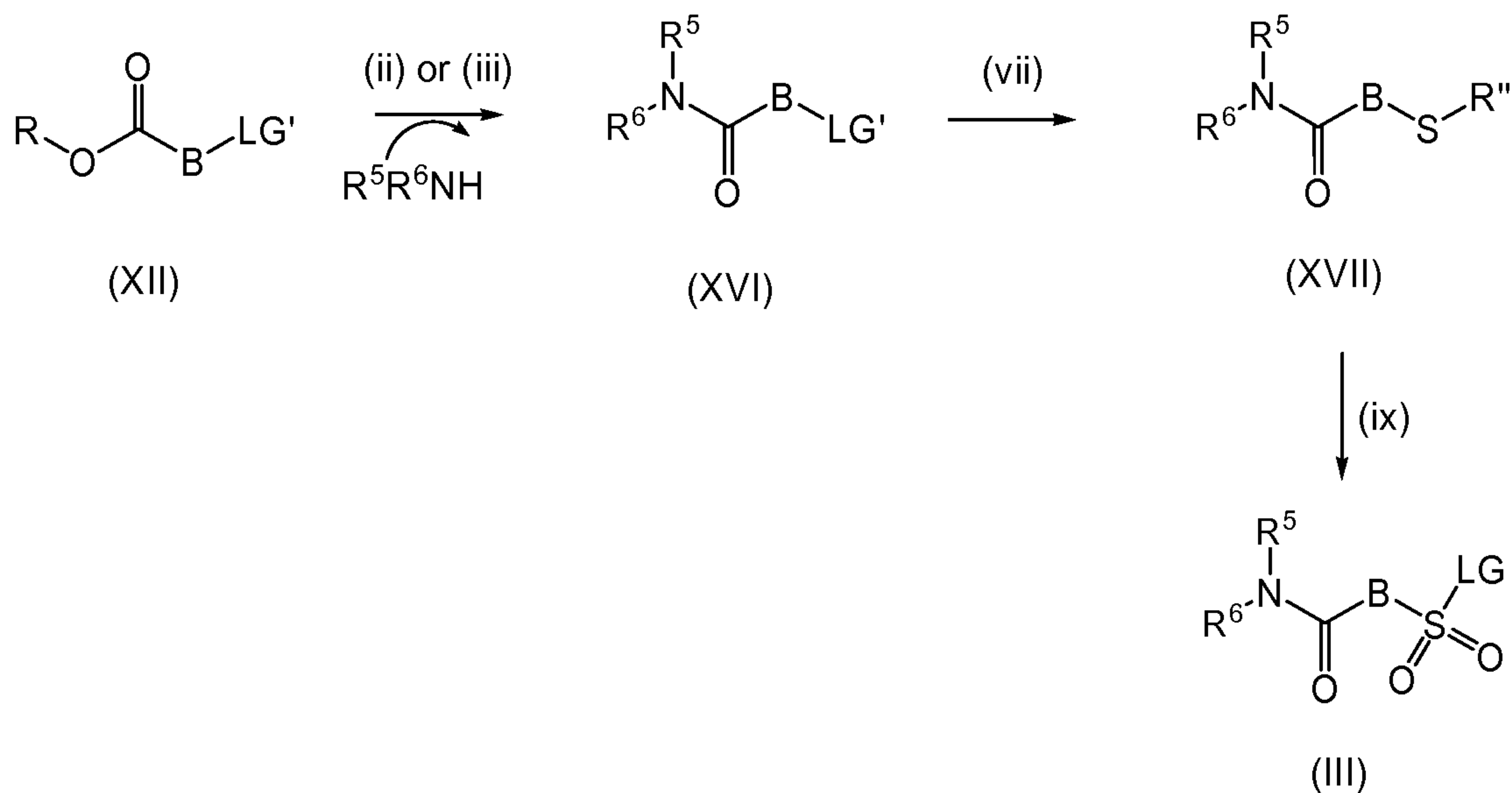
15 [0275] Compounds of the formula (II) may be prepared from compounds of the formula (XIV) according to reaction step (xi), a diazotisation using an appropriate source of nitrous acid, for example H₂SO₄/HNO₃, followed by displacement of the intermediate diazonium salt with sulphur dioxide in the presence of a copper catalyst and chloride source. Typical conditions comprise sodium nitrite in HCl followed by sulphur dioxide in the presence of
20 copper (I) chloride in AcOH.

[0276] When LG is OR'', a subsequent reaction with the appropriate alcohol R''OH under basic conditions is required. Typical conditions comprise pentafluorophenol in the presence of Et₃N in DCM at room temperature.

25 [0277] Compounds of formula (II) may be prepared from compounds of formula (XIII) according to reaction step (ix), an oxidation to the sulfonyl chloride using an appropriate agent such as AcOH/chlorine or aq bleach/HCl. Typical conditions comprise aq bleach/HCl at 0°C.

[0278] When LG is OR'', a subsequent reaction with the appropriate alcohol R''OH under basic conditions is required. Typical conditions comprise pentafluorophenol in the presence of Et₃N in DCM at room temperature.

[0279] Compounds of formula (III) may be prepared from compounds of formula (XVII) by the process illustrated in Scheme 4.



Scheme 4

5 LG' = a suitable leaving group for example F, Cl, Br or OR'' where R'' = alkyl
 R = H, (C₁-C₁₀)alkyl, aryl, aryl(C₁-C₂)alkyl

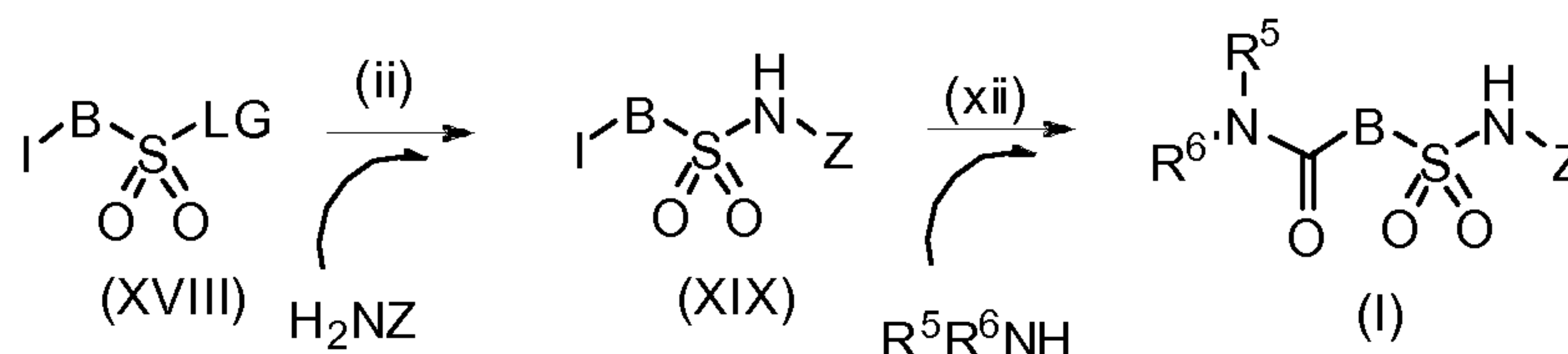
[0280] Compounds of the formula (XII) are commercially available or are prepared as described for step (viii) of Scheme 3.

[0281] Compounds of the formula (XVI) may be prepared from compounds of the formula (XII) according to reaction step (ii) or (iii) as previously described.

10 [0282] Compounds of the formula (XVII) may be prepared from compounds of the formula (XVI) according to reaction step (vii) as previously described.

[0283] Compounds of the formula (III) may be prepared according to reaction step (ix), an oxidation to the sulfonyl chloride using an appropriate agent such as AcOH/chlorine or aqueous bleach/HCl. Typical conditions comprise aqueous bleach/HCl at 0°C. When LG is OR'', a subsequent reaction with the appropriate alcohol R''OH under basic conditions is required. Typical conditions comprise pentafluorophenol in the presence of Et₃N in DCM at room temperature.

15

**Scheme 5**

LG = a suitable leaving group for example Cl or OR'' where R'' = H, (C₁-C₁₀)alkyl, aryl(C₁-C₂)alkyl

[0284] Compounds of the formula (I) may be prepared from formula (XVIII) according to 5 the process shown in Scheme 5.

[0285] Compounds of formula (XIX) may be prepared from compounds of formula (XVIII) using the conditions of step (ii) as previously described.

[0286] Compounds of formula (I) may be prepared from compounds of formula (XIX) according to reaction step (xii), a metal-catalyzed carbonyl-insertion amide forming reaction 10 using palladium acetate, hexacarbonylmolybdenum, sodium carbonate, a solvent such as water or dioxane, and microwave irradiation (Wu et al., *Organometallics* 25, 1434 (2006)).

[0287] The skilled person will appreciate that many of the aforementioned intermediates could be made by methods other than those specifically described herein, for example by alternate order of reaction steps. For example, compounds of formula (VIII) could be accessed 15 from compounds of the formula (X), by conversion to a sulfonyl chloride and subsequently sulfonamide prior to functional group interconversion to an acid, using the chemical steps already described.

III. Assays for Blockers of Voltage-Dependent TTX-Sensitive Sodium Channels

[0288] The activity of sodium channels can be assessed using a variety of *in vitro* assays, 20 including but not limited to, measuring ion flux, measuring transmembrane potential, and/or measuring ionic current. Measurement of ionic fluxes can be accomplished by measuring changes in the concentration of the permeant species or by tracking the movement of small amounts of an appropriately permeant radioactive tracer. Transmembrane potential can be assessed with voltage-sensitive fluorescent dyes or, more sensitively, with electrophysiological 25 methods.

[0289] Determination of the effectiveness of compounds as *ex vivo* blockers of sodium channels can be assessed by the inhibition of compound action potential propagation in isolated nerve preparations (Kourtney and Stricharz, LOCAL ANESTHETICS, Springer-Verlag, New York,

1987). A number of experimental models in the rat are appropriate for assessing the *in vivo* efficacy of the compounds of the invention. For example, the neuropathic pain model produced by the tight ligation of spinal nerves, described by Kim *et al.*, *Pain*, **50**: 355-363 (1992), can be used to experimentally determine the effect of the compounds of the invention in an *in vivo* model of pain. Mechanical sensitivity can also be assessed using a procedure described by Chaplan *et al.*, *J. Neurosci. Methods*, **53**: 55-63 (1994). Other assays of use are known to those of skill in the art.

[0290] Modulators of TTX-sensitive sodium channels can be tested using biologically active recombinant channels, or naturally occurring TTX-sensitive sodium channels, or by using native cells, like neurons expressing a TTX-sensitive sodium current. TTX-sensitive sodium channels can be isolated, co-expressed or expressed in a cell, or expressed in a membrane derived from a cell. In such assays, TTX-sensitive sodium channels are generally expressed alone to form a homomeric sodium channel or may be co-expressed with a second subunit (*e.g.*, an auxiliary beta subunit) so as to form a heteromeric sodium channel. The TTX-sensitive sodium channels are stably expressed in HEK-293 cells, an example of an effective mammalian expression system.

[0291] Modulation can be tested using one of the *in vitro* or *in vivo* assays described above. Samples or assays that are treated with a potential sodium channel inhibitor are compared to control samples without the test compound, to examine the extent of modulation. Control samples (untreated with inhibitors) are assigned a relative sodium channel activity value of 100. Inhibition of TTX-sensitive sodium channels is achieved when the sodium channel activity value relative to the control is less than 70%, preferably less than 40% and still more preferably, less than 30%. Compounds that decrease the flux of ions will cause a detectable decrease in the ion current density by decreasing the probability of a TTX-sensitive sodium channel being open, by decreasing conductance through the channel, decreasing the number of channels, or decreasing the expression of channels.

[0292] Changes in ion flux may be assessed by determining changes in polarization (*i.e.*, electrical potential) of the cell or membrane expressing the sodium channel. A preferred means to determine changes in cellular polarization is by measuring changes in current or voltage with the voltage-clamp and patch-clamp techniques, using the “cell-attached” mode, the “inside-out” mode, the “outside-out” mode, the “perforated patch” mode, the “whole cell” mode or other means of controlling or measuring changes in transmembrane potential (*see, e.g.*, Ackerman *et*

al., *New Engl. J. Med.*, **336**: 1575-1595 (1997)). Whole cell currents are conveniently determined using the standard methodology (*see, e.g.*, Hamill *et al.*, *Pflugers. Archiv.* **391**: 85 (1981). Other known assays include: radiotracer flux assays and fluorescence assays using voltage-sensitive dyes (*see, e.g.*, Vestergarrd-Bogind *et al.*, *J. Membrane Biol.* **88**: 67-75 (1988); Daniel *et al.*, *J. Pharmacol. Meth.* **25**: 185-193 (1991); Holevinsky *et al.*, *J. Membrane Biology* **137**: 59-70 (1994)). Assays for compounds capable of inhibiting or increasing sodium flux through the channel proteins can be performed by application of the compounds to a bath solution in contact with and comprising cells having a channel of the present invention (*see, e.g.*, Blatz *et al.*, *Nature* **323**: 718-720 (1986); Park, *J. Physiol.* **481**: 555-570 (1994)).

10 Generally, the compounds to be tested are present in the range from about 1 nM to about 100 mM, preferably from about 1 nM to about 30 μ M. In an exemplary embodiment, the compounds to be tested are present in the range from about 1 nM to about 3 μ M.

[0293] The effects of the test compounds upon the function of the channels can be measured by changes in the electrical currents or ionic flux or by the consequences of changes in currents and flux. Changes in electrical current or ionic flux are measured by either increases or decreases in flux of ions such as sodium or guanidinium ions (see U.S. Patent No. 5,688,830). The cations can be measured in a variety of standard ways. They can be measured directly by concentration changes of the ions or indirectly by membrane potential or by using radioactive ions. Consequences of the test compound on ion flux can be quite varied. Accordingly, any suitable physiological change can be used to assess the influence of a test compound on the channels of this invention. The effects of a test compound can be measured by a toxin-binding assay. When the functional consequences are determined using intact cells or animals, one can also measure a variety of effects such as transmitter release, hormone release, transcriptional changes to both known and uncharacterized genetic markers, changes in cell metabolism such as cell growth or pH changes, and changes in intracellular second messengers such as Ca^{2+} , or cyclic nucleotides.

15
20
25

[0294] High throughput screening (HTS) is of use in identifying promising candidate compounds of the invention. Physiologically, sodium channels open and close on a millisecond timescale. To overcome the short time in which channels are open the HTS assay can be run in the presence of an agent that modifies the gating of the channel, (e.g., pyrethroids, alpha-scorpion toxins, beta-scorpion toxins, batrachotoxin, etc). These agents modify the gating of sodium channels and keep the pore open for extended periods of time. In addition,

30

while sodium channels are primarily selective for sodium, other ionic species can permeate the channel.

[0295] The specificity and effect of the TTX-sensitive sodium channel blocking agents of the invention can also be assayed against non-specific blockers of sodium channels, such as
5 tetracaine, mexilitine, and flecainide.

IV. Pharmaceutical Compositions of VGSC Inhibitors

[0296] In another aspect, the present invention provides pharmaceutical compositions comprising a pharmaceutically acceptable excipient and a compound of the invention described herein. In an exemplary embodiment, the invention provides a pharmaceutical formulation
10 comprising a pharmaceutically acceptable excipient and a compound according to a formula described herein. In an exemplary embodiment, the invention provides a pharmaceutical formulation comprising a pharmaceutically acceptable excipient and a compound according to Formula I.

[0297] In an exemplary embodiment, a compound of the invention described herein, or a
15 pharmaceutically acceptable salt or solvate thereof, for use as a medicament. In an exemplary embodiment, a compound according to a formula described herein, or a pharmaceutically acceptable salt or solvate thereof, for use as a medicament. In an exemplary embodiment, a compound according to formula I, or a pharmaceutically acceptable salt or solvate thereof, for use as a medicament.

[0298] In an exemplary embodiment, the invention provides a pharmaceutical formulation including a compound of the invention described herein, and one or more pharmaceutically acceptable excipients. In an exemplary embodiment, the invention provides a pharmaceutical formulation including a compound according to a formula described herein, and one or more pharmaceutically acceptable excipients. In an exemplary embodiment, the invention provides a
20 pharmaceutical formulation including a compound according to formula I, and one or more pharmaceutically acceptable excipients.
25

[0299] In an exemplary embodiment, the invention provides the use of the compound of the invention described herein, in the manufacture of a medicament for the treatment of a disease or condition for which a sodium channel modulator is indicated, preferably pain, irritable
30 bowel syndrome, Crohn's disease and tachyarrhythmia. In an exemplary embodiment, the invention provides the use of the compound according to a formula described herein, in the manufacture of a medicament for the treatment of a disease or condition for which a sodium

channel modulator is indicated, preferably pain, irritable bowel syndrome, Crohn's disease and tachyarrhythmia. In an exemplary embodiment, the invention provides the use of the compound according to formula I, in the manufacture of a medicament for the treatment of a disease or condition for which a sodium channel modulator is indicated, preferably pain,
5 irritable bowel syndrome, Crohn's disease and tachyarrhythmia.

[0300] In an exemplary embodiment, the invention provides a compound of the invention described herein, for use in the treatment of pain, irritable bowel syndrome, Crohn's disease and tachyarrhythmia. In an exemplary embodiment, the invention provides a compound according to a formula described herein, for use in the treatment of pain, irritable bowel
10 syndrome, Crohn's disease and tachyarrhythmia. In an exemplary embodiment, the invention provides a compound according to formula I, for use in the treatment of pain, irritable bowel syndrome, Crohn's disease and tachyarrhythmia.

[0301] In an exemplary embodiment, the invention provides the use of a compound of the invention described herein, or a pharmaceutically acceptable salt or solvate thereof, in the
15 preparation of a medicament for the treatment of pain, irritable bowel syndrome, Crohn's disease and tachyarrhythmia. In an exemplary embodiment, the invention provides the use of a compound according to a formula described herein, or a pharmaceutically acceptable salt or solvate thereof, in the preparation of a medicament for the treatment of pain, irritable bowel
20 syndrome, Crohn's disease and tachyarrhythmia. In an exemplary embodiment, the invention provides the use of a compound according to formula I, or a pharmaceutically acceptable salt or solvate thereof, in the preparation of a medicament for the treatment of pain, irritable bowel syndrome, Crohn's disease and tachyarrhythmia.

Formulation of the Compounds (Compositions)

[0302] The compounds of the present invention can be prepared and administered in a wide
25 variety of oral, parenteral and topical dosage forms. Thus, the compounds of the present invention can be administered by injection, that is, intravenously, intramuscularly, intracutaneously, subcutaneously, intraduodenally, subdural, epidural, or intraperitoneally. Also, the compounds described herein can be administered by inhalation, for example, intranasally. Additionally, the compounds of the present invention can be administered
30 transdermally. Accordingly, the present invention also provides pharmaceutical compositions comprising a pharmaceutically acceptable carrier or excipient and either a compound described herein, or a pharmaceutically acceptable salt of a compound described herein.

[0303] For preparing pharmaceutical compositions from the compounds of the present invention, pharmaceutically acceptable carriers can be either solid or liquid. Solid form preparations include powders, tablets, pills, capsules, cachets, suppositories, and dispersible granules. A solid carrier can be one or more substances, which may also act as diluents, 5 flavoring agents, binders, preservatives, tablet disintegrating agents, or an encapsulating material.

[0304] In powders, the carrier is a finely divided solid, which is in a mixture with the finely divided active component. In tablets, the active component is mixed with the carrier having the necessary binding properties in suitable proportions and compacted in the shape and size 10 desired.

[0305] The powders and tablets preferably contain from 5% or 10% to 70% of the active compound. Suitable carriers are magnesium carbonate, magnesium stearate, talc, sugar, lactose, pectin, dextrin, starch, gelatin, tragacanth, methylcellulose, sodium 15 carboxymethylcellulose, a low melting wax, cocoa butter, and the like. The term "preparation" is intended to include the formulation of the active compound with encapsulating material as a carrier providing a capsule in which the active component with or without other carriers, is surrounded by a carrier, which is thus in association with it. Similarly, cachets and lozenges are included. Tablets, powders, capsules, pills, cachets, and lozenges can be used as solid dosage forms suitable for oral administration.

20 [0306] For preparing suppositories, a low melting wax, such as a mixture of fatty acid glycerides or cocoa butter, is first melted and the active component is dispersed homogeneously therein, as by stirring. The molten homogeneous mixture is then poured into convenient sized molds, allowed to cool, and thereby to solidify.

[0307] Liquid form preparations include solutions, suspensions, and emulsions, for example, 25 water or water/propylene glycol solutions. For parenteral injection, liquid preparations can be formulated in solution in aqueous polyethylene glycol solution.

[0308] Aqueous solutions suitable for oral use can be prepared by dissolving the active component in water and adding suitable colorants, flavors, stabilizers, and thickening agents as desired. Aqueous suspensions suitable for oral use can be made by dispersing the finely 30 divided active component in water with viscous material, such as natural or synthetic gums, resins, methylcellulose, sodium carboxymethylcellulose, and other well-known suspending agents.

[0309] Also included are solid form preparations, which are intended to be converted, shortly before use, to liquid form preparations for oral administration. Such liquid forms include solutions, suspensions, and emulsions. These preparations may contain, in addition to the active component, colorants, flavors, stabilizers, buffers, artificial and natural sweeteners, dispersants, thickeners, solubilizing agents, and the like.

[0310] The pharmaceutical preparation is preferably in unit dosage form. In such form the preparation is subdivided into unit doses containing appropriate quantities of the active component. The unit dosage form can be a packaged preparation, the package containing discrete quantities of preparation, such as packeted tablets, capsules, and powders in vials or ampoules. Also, the unit dosage form can be a capsule, tablet, cachet, or lozenge itself, or it can be the appropriate number of any of these in packaged form.

[0311] The quantity of active component in a unit dose preparation may be varied or adjusted from 0.1 mg to 10000 mg, more typically 1.0 mg to 1000 mg, most typically 10 mg to 500 mg, according to the particular application and the potency of the active component. The composition can, if desired, also contain other compatible therapeutic agents.

V. Methods for Inhibiting Ion Flow in VGSC

[0312] In a third aspect, the invention provides a method of modulating the activity of a voltage-gated sodium channel in a subject or a biological media. This method comprises administering to a subject or biological media an amount of a compound according a formula described herein sufficient to modulate said activity. In an exemplary embodiment, the method comprises administering to a subject or a biological media an amount of a compound described herein sufficient to modulate said activity. This method comprises administering to a subject or a biological media an amount of a compound according a formula described herein sufficient to modulate said activity. In an exemplary embodiment, the method comprises administering to a subject or a biological media an amount of a compound according to Formula I sufficient to modulate said activity. Methods of detecting and amplifying modulation of a sodium channel are generally known in the art. A representative method is set forth herein.

[0313] In an exemplary embodiment, the present invention provides methods for decreasing ion flow through voltage gated sodium channels in a cell, comprising contacting a cell containing the target ion channels with a sodium channel-inhibiting amount of a compound described herein.

[0314] In an exemplary embodiment, the voltage-gated sodium channel which is substantially inhibited is NaV1.3.

[0315] The methods provided in this aspect of the invention are useful for the diagnosis of conditions that can be treated by inhibiting ion flux through voltage gated sodium channels, or for determining if a patient will be responsive to therapeutic agents, which act by inhibiting sodium channels.

[0316] Inhibition of NaV1.1, NaV1.2, NaV1.3, NaV1.4, NaV1.5, NaV1.6, NaV1.7, NaV1.8 or NaV1.9 activity in a biological media is useful for a variety of purposes that are known to one of skill in the art. Examples of such purposes include, but are not limited to, the study of sodium ion channels in biological and pathological phenomena; and the comparative evaluation of new sodium ion channel inhibitors.

VI. Methods for Treating Conditions Mediated by VGSC

[0317] In a fourth aspect, the invention provides a method of ameliorating or alleviating a condition in a subject. The condition can be a member selected from pain, irritable bowel syndrome, Crohn's disease and tachyarrhythmia. In an exemplary embodiment, the method includes administering to the subject an effective amount of a compound described herein and/or according to a formula described herein (for example, formula I) sufficient to ameliorate or alleviate the condition. In a preferred embodiment, the compounds provided herein are used to treat a disorder or condition by inhibiting an ion channel of the VGSC family. In another preferred embodiment, the compounds provided herein are used to treat a disorder or condition by inhibiting NaV1.1 or NaV1.3.

[0318] In an exemplary embodiment, the invention provides a method of ameliorating or alleviating a condition in a subject, wherein said condition is a member selected from pain, irritable bowel syndrome, Crohn's disease and tachyarrhythmia, said method including administering to said subject an amount of a compound of the invention described herein, sufficient to ameliorate or alleviate said condition. In an exemplary embodiment, the invention provides a method of ameliorating or alleviating a condition in a subject, wherein said condition is a member selected from pain, irritable bowel syndrome, Crohn's disease and tachyarrhythmia, said method including administering to said subject an amount of a compound of a formula described herein, sufficient to ameliorate or alleviate said condition. In an exemplary embodiment, the invention provides a method of ameliorating or alleviating a condition in a subject, wherein said condition is a member selected from pain, irritable bowel

syndrome, Crohn's disease and tachyarrhythmia, said method including administering to said subject an amount of a compound of formula I, sufficient to ameliorate or alleviate said condition.

5 [0319] In an exemplary embodiment, the invention provides a method of ameliorating or alleviating a condition in a subject, wherein said condition is a member selected from pain, irritable bowel syndrome, Crohn's disease and tachyarrhythmia, said method including administering to said subject an amount of a compound of the invention described herein, sufficient to ameliorate or alleviate said condition. In an exemplary embodiment, the invention provides a method of ameliorating or alleviating a condition in a subject, wherein said
10 condition is a member selected from pain, irritable bowel syndrome, Crohn's disease and tachyarrhythmia, said method including administering to said subject an amount of a compound of a formula described herein, sufficient to ameliorate or alleviate said condition. In an exemplary embodiment, the invention provides a method of ameliorating or alleviating a condition in a subject, wherein said condition is a member selected from pain, irritable bowel
15 syndrome, Crohn's disease and tachyarrhythmia, said method including administering to said subject an amount of a compound of Formula I, sufficient to ameliorate or alleviate said condition.

[0320] In an exemplary embodiment, the condition is pain, and the pain can be a member selected from acute pain, chronic pain, visceral pain, inflammatory pain and neuropathic pain.
20 Exemplary aspects of this method are described in greater detail herein.

[0321] The compounds of the invention are particularly preferred for use in the treating, preventing or ameliorating pain. The method includes administering to a patient in need of such treatment, a therapeutically effective amount of a compound described herein and/or according to a formula described herein, or a pharmaceutically acceptable salt thereof.

25 [0322] The compounds, compositions and methods of the present invention are of particular use in treating pain, including both inflammatory and neuropathic pain. Exemplary forms of pain treated by a compound of the invention include, postoperative pain, osteoarthritis pain, pain associated with metastatic cancer, neuropathy secondary to metastatic inflammation, trigeminal neuralgia, glossopharyngeal neuralgia, adiposis dolorosa, burn pain, acute herpetic
30 and postherpetic neuralgia, diabetic neuropathy, causalgia, brachial plexus avulsion, occipital neuralgia, reflex sympathetic dystrophy, fibromyalgia, gout, phantom limb pain, burn pain,

pain following stroke, thalamic lesions, radiculopathy, and other forms of neuralgic, neuropathic and idiopathic pain syndromes.

[0323] Idiopathic pain is pain of unknown origin, for example, phantom limb pain.

Neuropathic pain is generally caused by injury or infection of the peripheral sensory nerves. It includes, but is not limited to pain from peripheral nerve trauma, herpes virus infection, diabetes mellitus, causalgia, plexus avulsion, neuroma, limb amputation and vasculitis. Neuropathic pain is also caused by nerve damage from chronic alcoholism, human immunodeficiency virus infection, hypothyroidism, uremia, or vitamin deficiencies.

[0324] In treatment of the above conditions, the compounds utilized in the method of the invention are administered at the initial dosage of about 0.001 mg/kg to about 1000 mg/kg daily. A daily dose range of about 0.1 mg/kg to about 100 mg/kg is more typical. The dosages, however, may be varied depending upon the requirements of the patient, the severity of the condition being treated, and the compound being employed. Determination of the proper dosage for a particular situation is within the skill of the practitioner. Generally, treatment is initiated with smaller dosages, which are less than the optimum dose of the compound. Thereafter, the dosage is increased by small increments until the optimum effect under the circumstances is reached. For convenience, the total daily dosage may be divided and administered in portions during the day, if desired.

EXAMPLES

[0325] The following examples are offered to illustrate, but not to limit the claimed invention. In the examples below, unless otherwise stated, temperatures are given in degrees Celsius (°C); operations were carried out at room or ambient temperature (typically a range of from about 18-25°C; evaporation of solvent was carried out using a rotary evaporator under reduced pressure (typically, 4.5-30 mmHg) with a bath temperature of up to 60°C; the course of reactions was typically followed by TLC and reaction times are provided for illustration only; melting points are uncorrected. The following conventional abbreviations are also used: mp (melting point), L (liter(s)), mL (milliliters), mmol (millimoles), g (grams), mg (milligrams), min (minutes), LC-MS (liquid chromatography-mass spectrometry) and h (hours), PS (polystyrene), DIE (diisopropylethylamine). ¹H Nuclear magnetic resonance (NMR) spectra were in all cases consistent with the proposed structures. Characteristic chemical shifts (δ) are given in parts-per-million downfield from tetramethylsilane using conventional abbreviations

for designation of major peaks: e.g. s, singlet; d, doublet; t, triplet; q, quartet; m, multiplet; br, broad. The mass spectra (MS) were recorded using either electrospray ionization (ESI) or atmospheric pressure chemical ionization (APCI). The following abbreviations have been used for common solvents: CDCl₃, deuteriochloroform; d₆-DMSO, deuterodimethylsulphoxide; CD₃OD, deuteromethanol; D₂O deuterated water; THF, tetrahydrofuran. LCMS indicates liquid chromatography mass spectrometry (R_t = retention time). Six methods are used, these are shown below:

System 1: LCMS 6min run

Basic run:

10 A: 0.1% ammonium hydroxide in water
 B: 0.1% ammonium hydroxide in acetonitrile
 Column: C18 phase Fortis 50 x 4.6mm with 5 micron particle size
 Gradient: 95-5% A over 3min, 1 min hold, 1mL/min
 UV: 210nm - 450nm DAD
 15 Temperature: 50°C

System 2: 2 minute run

Acid run:

A: 0.1 % formic acid in water
 B: 0.1 % formic acid in acetonitrile
 20 Column: C18 phase Fortis Pace 20 x 2.1mm with 3 micron particle size
 Gradient: 70-2% A over 1.8min, 0.2 min hold, 1.8mL/min
 UV: 210nm - 450nm DAD
 Temperature: 75°C

System 3: (Mass Spec)

25 ESCi: MS
 Solvent 20mM Ammonia 1 minute run

System 4: 6min run

Acid run:

A: 0.1 % formic acid in water
 B: 0.1 % formic acid in acetonitrile
 30 Column: C18 phase Phenomenex Luna 50 x 4.6mm with 5 micron particle size
 Gradient: 95-5% A over 3min, 1 min hold, 1mL/min
 UV: 210nm - 450nm DAD
 Temperature: 50°C

System 5: 5min run

Acid run:

A 0.0375% TFA in water
 B 0.01875% TFA in acetonitrile
 Column Ymc ODS-AQ 50mm x 2mm with 5 micron particle size
 40 Gradient: 90-10% A over 4.7min, 1 min hold, 0.8mL/min
 Temperature: 50°C

System 6: 5min run**Acid run:**

A 0.0375% TFA in water

B 0.01875% TFA in acetonitrile

5 Column Ymc ODS-AQ 50mm x 2mm with 5 micron particle size

Gradient: 99-0% A over 4.7min, 1 min hold, 0.8mL/min

Temperature: 50°C

Mass Spectrometer Model: Agilent 1956A

Ionization Mode: API-ES

10 Polarity: Positive

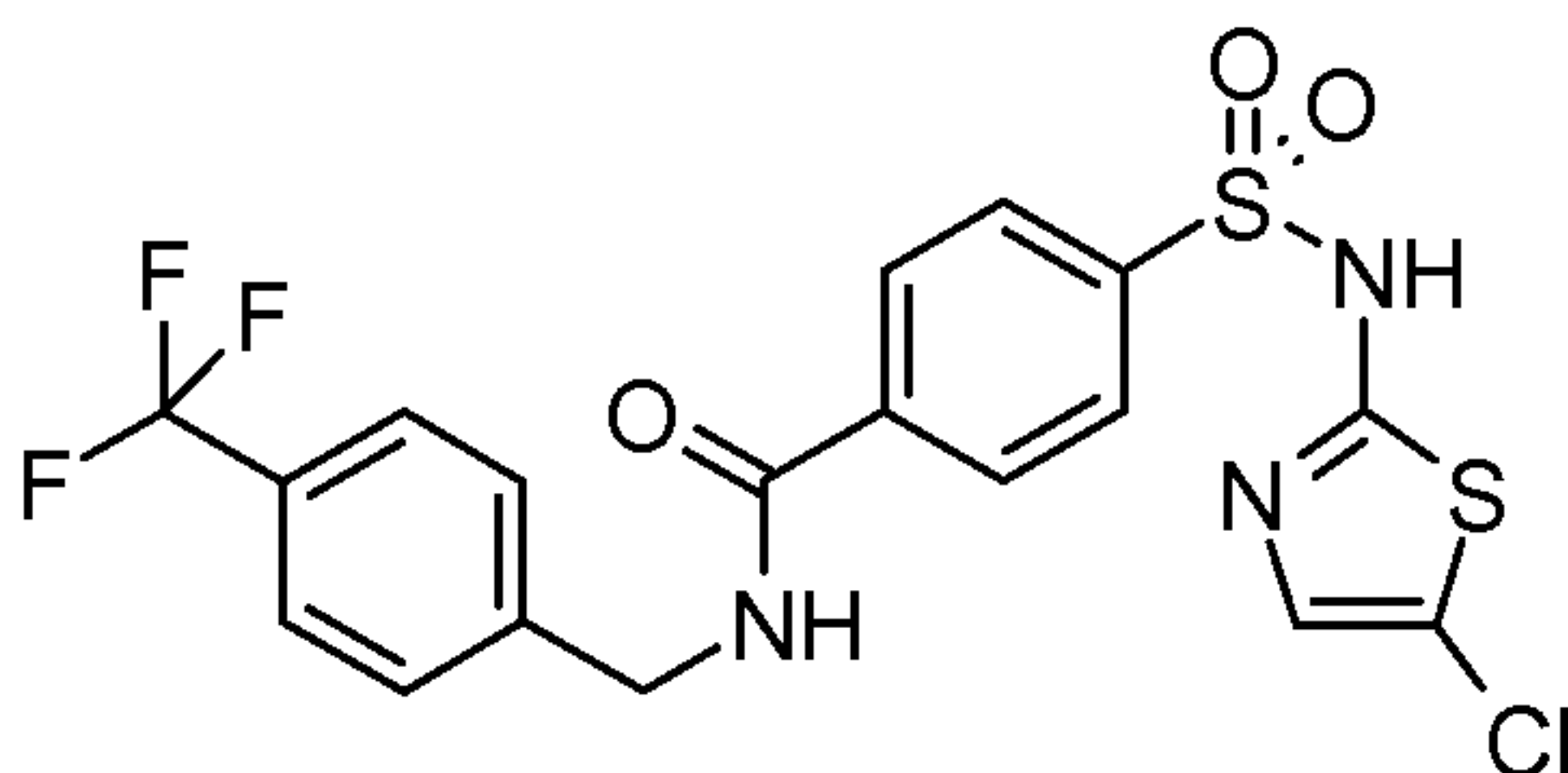
[0326] Certain compounds of the Examples and Preparations were purified using Automated Preparative High Performance Liquid Chromatography (HPLC). Samples were submitted dissolved in 1mL of DMSO. Depending on the nature of the compounds and the results of a pre-analysis, the purification was performed under a number of conditions, these are listed

15 below:

	Method a	Method b
Column	Sunfire C18 4.6 x 50 mm id	Xterra 4.6 x 50 mm id
Temperature	Ambient	Ambient
Mobile Phase A	0.05% formic acid in water	0.05% ammonia in water
Mobile Phase B	0.05% formic acid in acetonitrile	0.05% ammonia in acetonitrile
Gradient - Initial	5% B	5% B
Time 0 mins	5% B	5% B
Time 3 mins	98% B	98% B
Time 4 mins	98% B	98% B
Time 4.1 mins	5% B	5% B
Time 5 mins	5% B	5% B
Flow rate	1.5 mL / min	1.5 mL / min
Injection volume	5 µL	5 µL
	Method c	Method d
Column	Ymc ODS-AQ 75×30mm id	Luna 5u C18 100×21.2mm id
Temperature	Ambient	Ambient
Mobile Phase A	0.075% TFA in water (v/v)	0.075% TFA in water (v/v)
Mobile Phase B	0.075% TFA in acetonitrile (v/v)	0.075% TFA in acetonitrile (v/v)
Gradient - Initial		
Time 0 mins		

Time 3 mins		
Time 4 mins		
Time 4.1 mins		
Time 5 mins		
Flow rate	30 ml/min	25 ml/min
Injection volume		
	Method e	Method f
Column	Synergi Hydro-RP 100×30mm id	Ymc ODS-AQ 150×30mm id
Temperature	Ambient	Ambient
Mobile Phase A	0.075% TFA in water (v/v)	0.075% TFA in water (v/v)
Mobile Phase B	0.075% TFA in acetonitrile (v/v)	0.075% TFA in acetonitrile (v/v)
Gradient - Initial		
Time 0 mins		
Time 3 mins		
Time 4 mins		
Time 4.1 mins		
Time 5 mins		
Flow rate	25 ml/min	25 ml/min
Injection volume		
	Method g	Method h
Column	Ymc ODS-AQ 250×20mm 5um id	Gemini 5u C18 100×21.2mm id
Temperature	Ambient	Ambient
Mobile Phase A	0.075% TFA in water (v/v)	0.05% NH ₄ OH in water (v/v)
Mobile Phase B	0.075% TFA in acetonitrile (v/v)	acetonitrile
Gradient - Initial		
Time 0 mins		
Time 3 mins		
Time 4 mins		
Time 4.1 mins		
Time 5 mins		
Flow rate	15 ml/min	25 ml/min
Injection volume		

EXAMPLE 1

4-{{(5-Chloro-1,3-thiazol-2-yl)amino}sulfonyl}-N-[4-(trifluoromethyl)benzyl]benzamideMethod A

5 [0327] A solution of 2-amino-5-chlorothiazole hydrochloride (193mg, 1.1mmol, 2.1eq) in pyridine (5ml) was heated at 50°C for 10 minutes before the addition of 4-{{[4-(trifluoromethyl)benzyl]amino}carbonyl}benzenesulfonyl chloride (**Preparation 1**, 196mg, 0.52mmol, 1eq) portionwise. The reaction mixture was heated for a further 30 minutes. The solution was added dropwise to a solution of 2M HCl and the resulting precipitate sonicated for

10 1 hour before being collected by filtration. The crude material was purified by chromatography using an Isco silica cartridge eluting with ethyl acetate then purified further by preparative HPLC to afford the title compound.

Method B

[0328] 4-{{[4-(Trifluoromethyl)benzyl]amino}carbonyl}benzenesulfonyl chloride

15 (**Preparation 1**, 400mg, 1mmol, 1eq) was added portionwise to a solution of 2-amino-5-chlorothiazole hydrochloride (543mg, 3.18mmol, 3eq) in pyridine (1ml) and the reaction mixture stirred at room temperature for 18 hours. The solution was added dropwise to a stirred solution 6N HCl and the resulting precipitate sonicated then collected by filtration. The material was purified by chromatography using an Isco silica cartridge eluting with 90:10

20 DCM: MeOH then further purified by trituration with diethyl ether and ethyl acetate. The title compound was obtained as a pink solid (55mg, 0.115mmol, 11%).

[0329] ¹HNMR (d₆-DMSO): 4.5 (m, 2H), 7.5 (m, 2H), 7.5 (m, 1H), 7.65 (m, 2H), 7.9 (m, 2H), 8.0 (m, 2H), 9.3 (m, 1H). LCMS Rt= 1.51min. MS m/z 477 [MH]⁺.

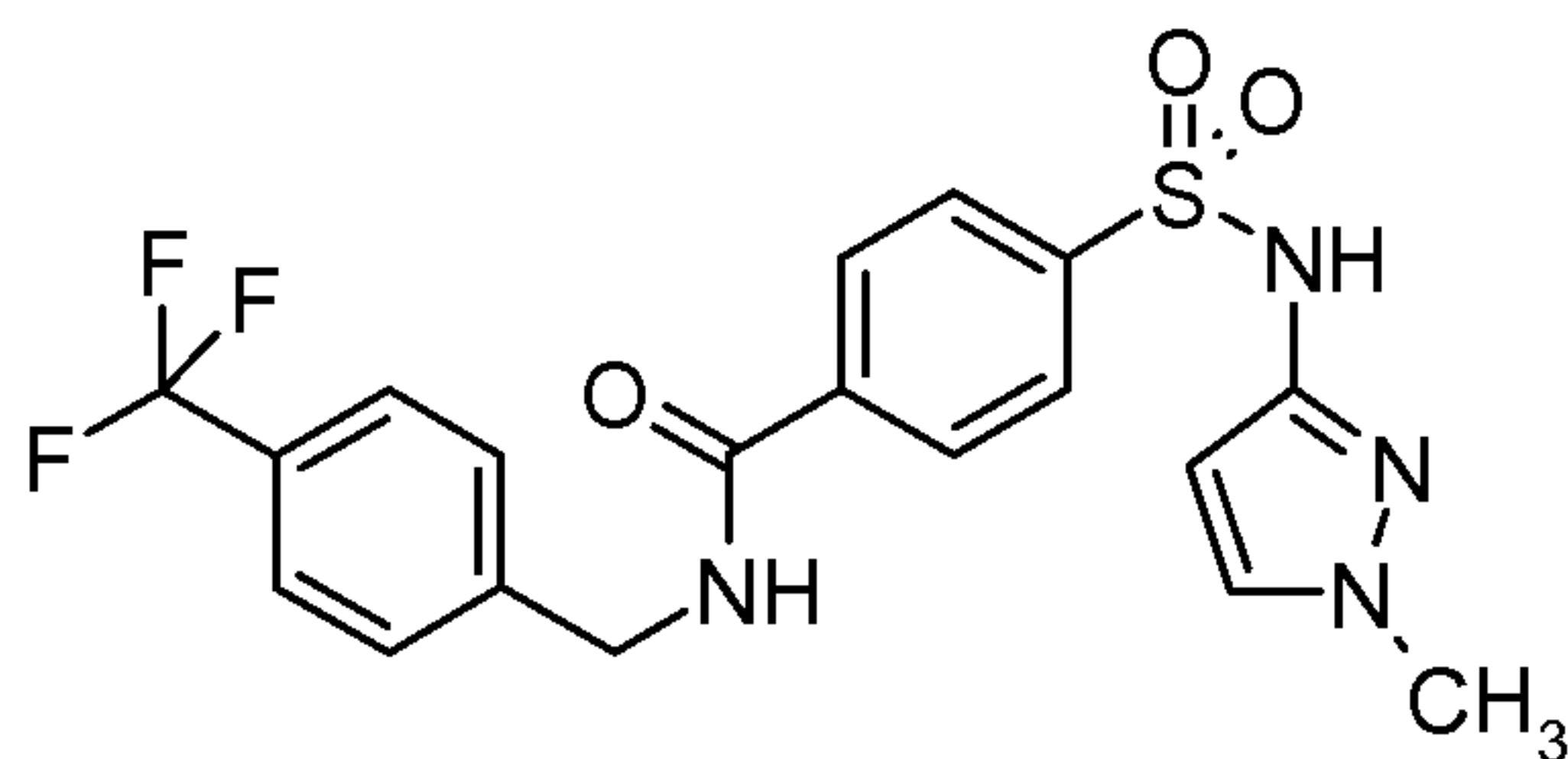
Method C

25 [0330] 4-Trifluoromethyl)benzylamine (24mg, 0.138mmol, 1.1eq), Et₃N (31mg, 0.313mmol, 2.5eq), 2-(1H-benzotriazol-1-yl)-1,1,1,3-tetramethyluronium tetrafluoroborate (TBTU, 48mg, 0.15mmol, 1.2eq) and 4-{{(5-chloro-1,3-thiazol-2-yl)amino}sulfonyl}benzoic acid (**Preparation 4**, 40mg, 0.12mmol, 1eq) were combined in dimethylformamide (0.5ml) and the reaction mixture stirred at room temperature for 1 hour. 4M HCl (4ml) and DCM (1ml) were

added and the mixture stirred for 5 minutes before filtering through a phase separation cartridge. The solvent was removed in vacuo and the residue purified by preparative HPLC to yield the title compound.

EXAMPLE 2

5 4-{{(1-Methyl-1H-pyrazol-3-yl)amino}sulfonyl}-N-[4-(trifluoromethyl)benzyl]benzamide



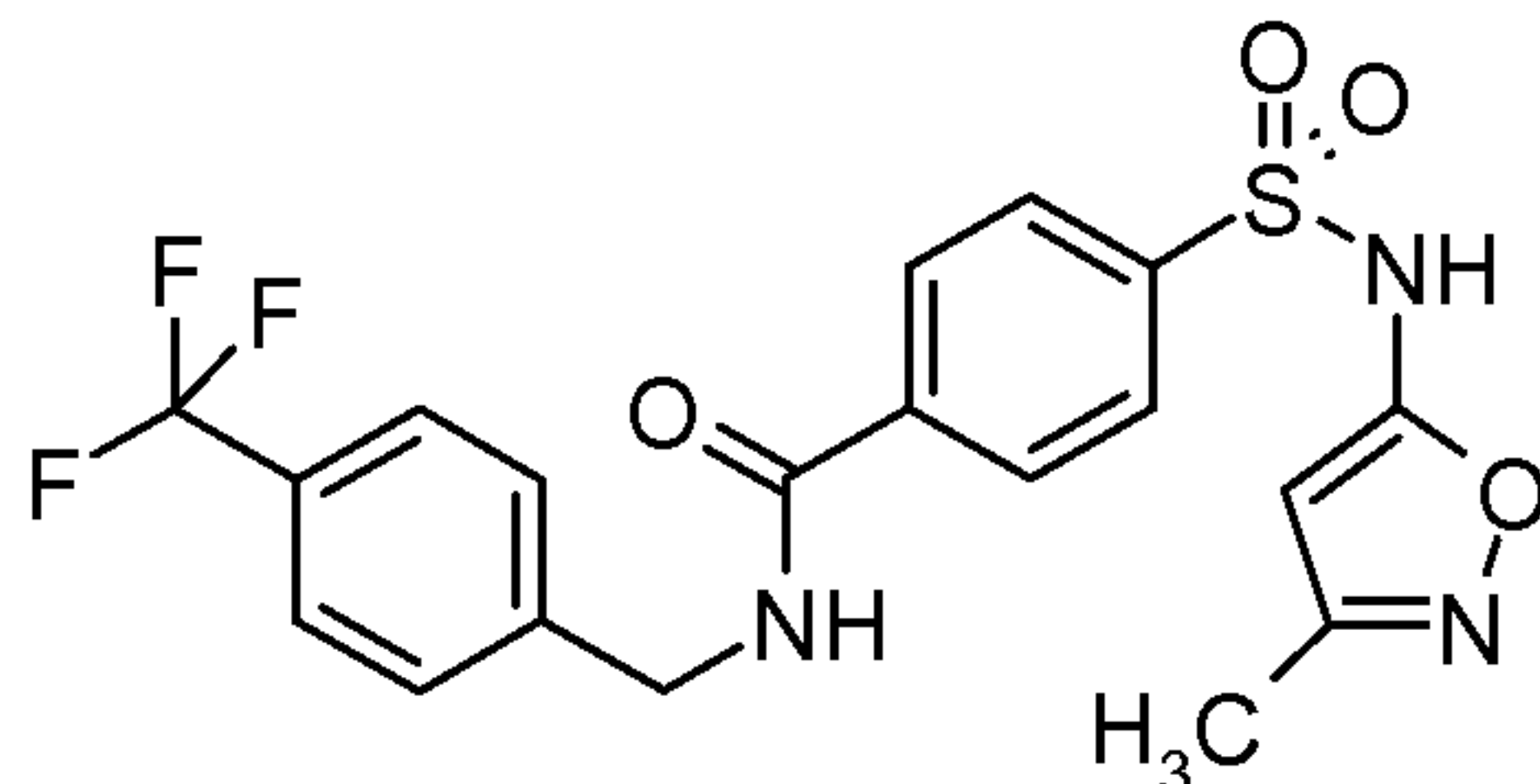
Method D

[0331] To an ice cooled solution of 1-methyl-1H-pyrazol-3-amine (14mg, 0.145mmol, 1.1eq) in pyridine (1ml) was added a solution of 4-({[4-
10 (trifluoromethyl)benzyl]amino} carbonyl)benzenesulfonyl chloride (**Preparation 1**, 50mg, 0.13mmol, 1eq) in DCM (1ml) dropwise and the resulting reaction mixture stirred at room temperature for 72 hours. The reaction mixture was diluted with DCM then acidified to pH 3 with a 10% aqueous solution of citric acid. The organic phase was collected by filtration
15 was purified by preparative HPLC to afford the title compound.

[0332] LCMS Rt= 2.45 min. MS m/z 439 [MH]⁺.

EXAMPLE 3

4-{{(3-Methylisoxazol-5-yl)amino}sulfonyl}-N-[4-(trifluoromethyl)benzyl]benzamide



20 Method E

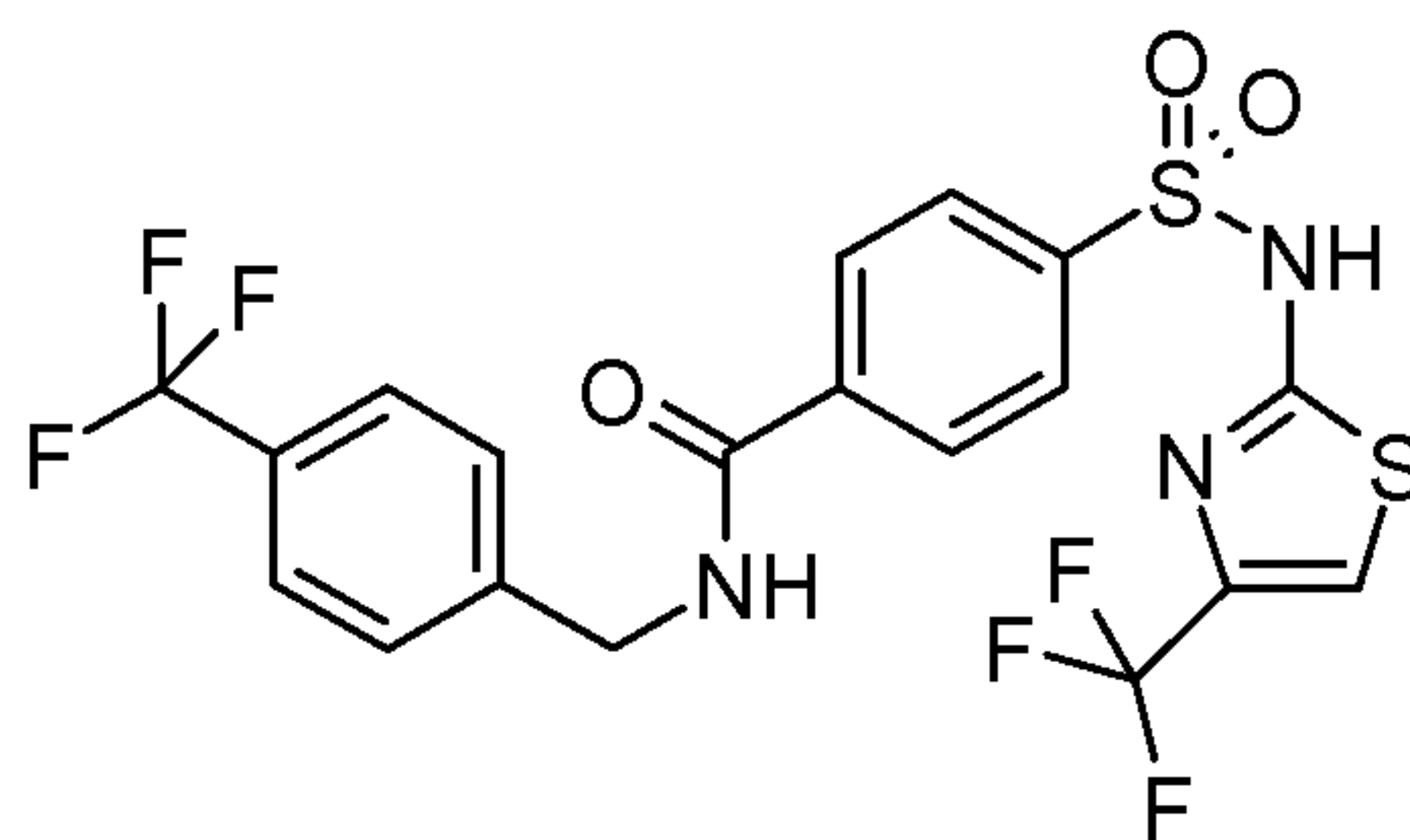
[0333] To a solution of 5-amino-3-methylisoxazole (15mg, 0.159mmol, 1eq) in pyridine (0.5ml) stirring at 40°C was added a solution of 4-({[4-
(trifluoromethyl)benzyl]amino} carbonyl)benzenesulfonyl chloride (**Preparation 1**, 60mg,

0.16mmol, 1eq) in DCM (0.5ml) and the reaction mixture heated for 2 hours. The mixture was added to a stirred solution of 6M HCl, extracted into ethyl acetate, passed through a phase separation cartridge and evaporated. The crude residue was purified by preparative HPLC to yield the title compound.

5 [0334] LCMS Rt= 3.89. MS m/z 440 [MH]⁺.

EXAMPLE 4

N-[4-(Trifluoromethyl)benzyl]-4-([4-(trifluoromethyl)-1,3-thiazol-2-yl]amino)sulfonyl)benzamide

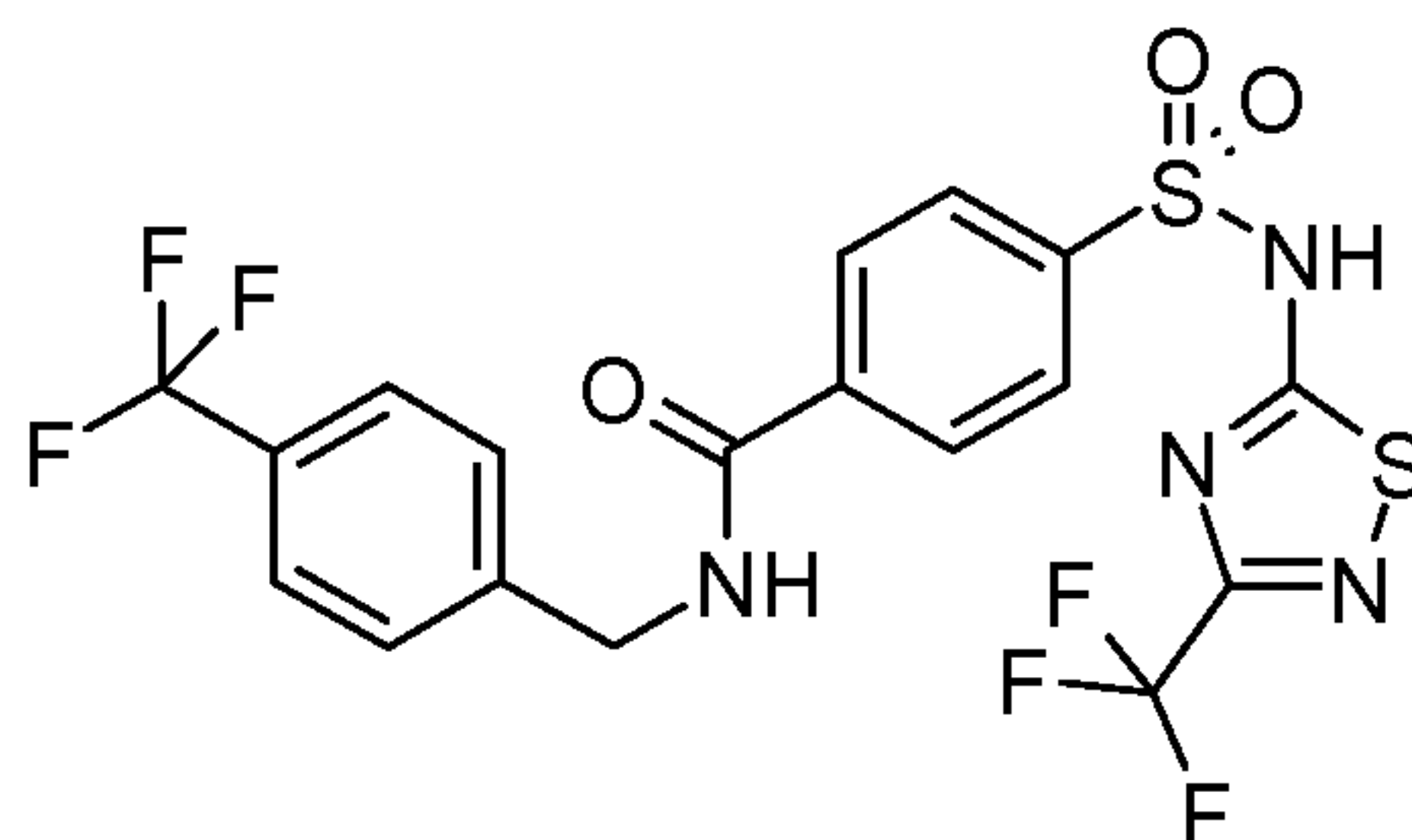


10 Method F

[0335] A solution of 2-amino-4-(trifluoromethyl)thiazole (280mg, 1.665mmol, 2.5eq) in pyridine (5ml) was heated at 65°C for 10 minutes before the addition of 4-([4-(trifluoromethyl)benzyl]amino)carbonyl)benzenesulfonyl chloride (**Preparation 1**, 250mg, 0.662mmol, 1eq). The reaction mixture was heated for 30 minutes then slowly added to a 2M solution of HCl. The resultant precipitate was collected by filtration then further purified by preparative HPLC to yield the title compound.

[0336] LCMS Rt=2.37-2.43 min. MS m/z 510 [MH]⁺.

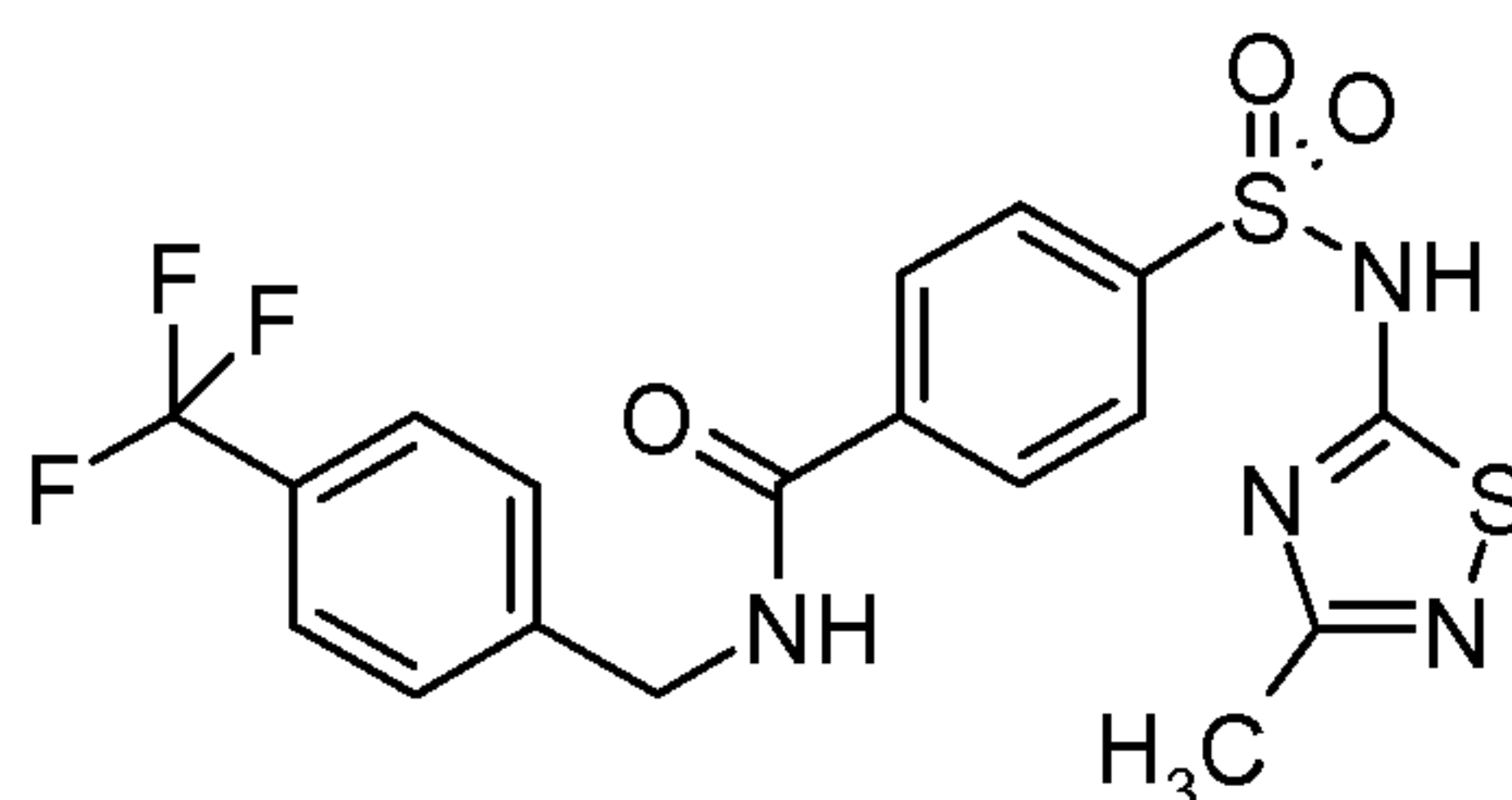
EXAMPLE 5

N-[4-(trifluoromethyl)benzyl]-4-({[5-(trifluoromethyl)-1,3,4-thiadiazol-2-yl]amino}sulfonyl)benzamide5 Method G

[0337] To a solution of 5-amino-5-trifluoromethyl-1,3,4-thiadiazole (168mg, 0.995mmol, 5eq) and 4-dimethylaminopyridine (26.8mg, 0.219mmol, 1.1eq) in pyridine (1ml) was added 4-({[4-(trifluoromethyl)benzyl]amino}carbonyl)benzenesulfonyl chloride (**Preparation 1**, 75mg, 0.2mmol, 1eq) portionwise and the reaction mixture stirred at room temperature for 10 hour. 2N HCl was added and the reaction mixture extracted into ethyl acetate. A precipitate formed which was collected by filtration. The crude material was purified by preparative HPLC to yield the title compound.

[0338] LCMS $R_t=4.58$ min. MS m/z 511 [MH]⁺.

EXAMPLE 6

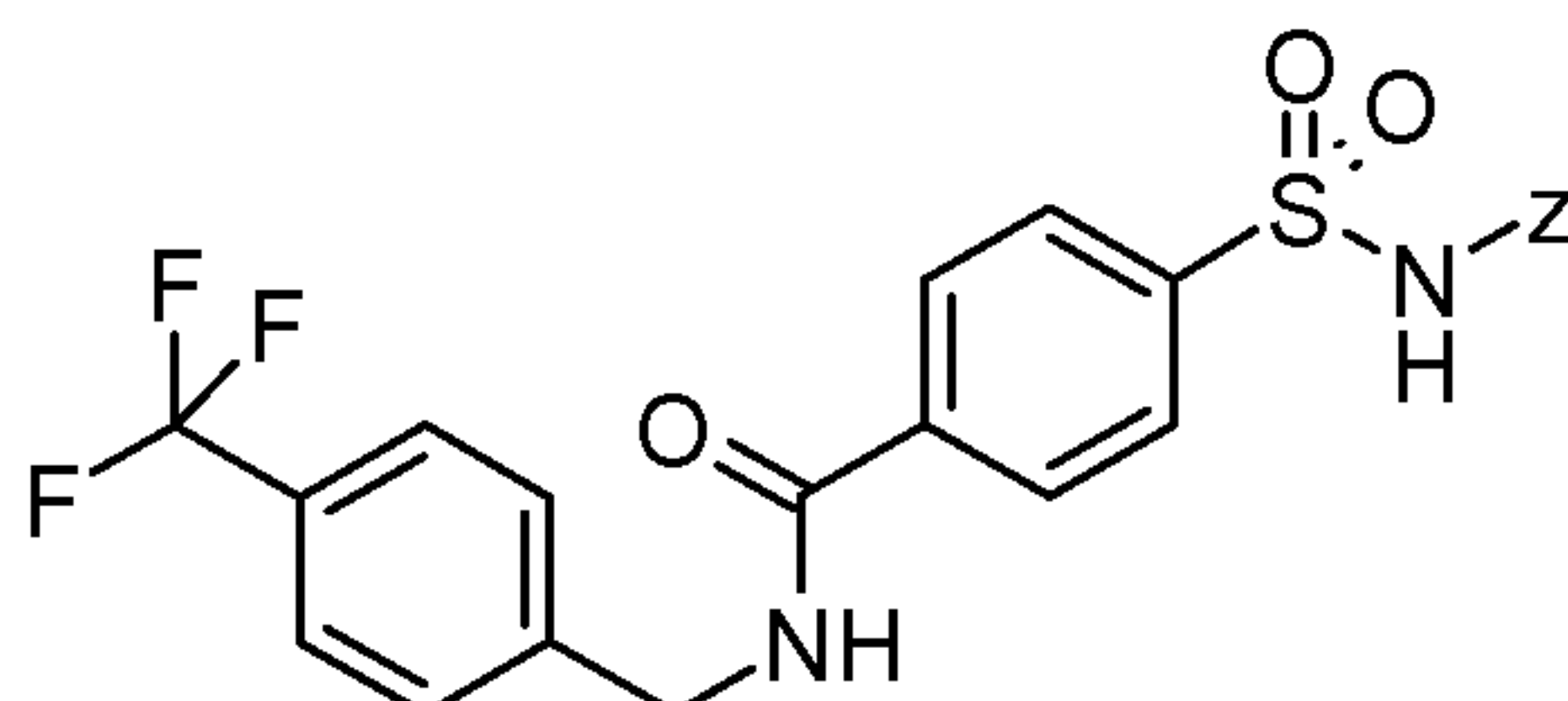
15 4-({[3-Methyl-1,2,4-thiadiazol-5-yl]amino}sulfonyl)-N-[4-(trifluoromethyl)benzyl]benzamideMethod H

[0339] 3-Methyl-1,2,4-thiadiazol-5-amine (153mg, 1.3mmol, 2.5eq) was dissolved in dioxane (3ml), a solution of sodium hydroxide (53mg, 1.32mmol, 2.5eq) in water (1ml) was added and the reaction mixture stirred at room temperature for 10 minutes. 4-({[4-(Trifluoromethyl)benzyl]amino}carbonyl)benzenesulfonyl chloride (**Preparation 1**, 200mg, 0.529mmol, 1eq) was added portionwise and the reaction mixture stirred at room temperature for 2 hours. The mixture was dropped into 2M HCl (10ml) and the resultant precipitate

collected by filtration and washed with water to yield the title compound as a white solid (65mg, 0.142mmol, 26%).

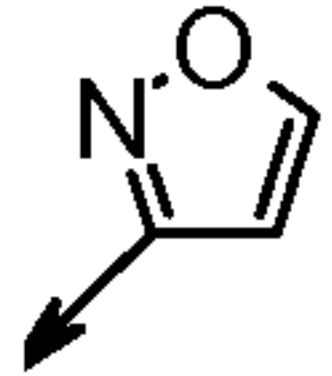
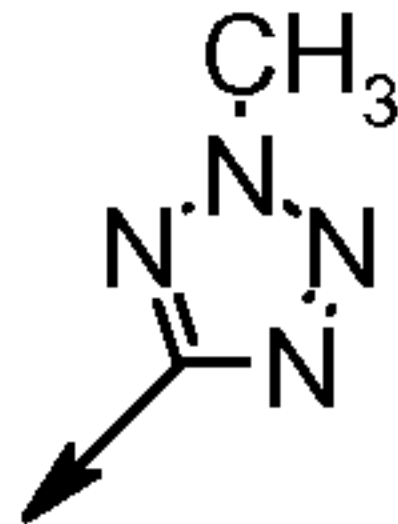
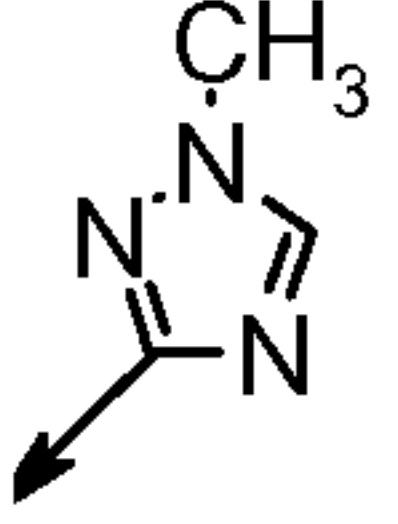
[0340] ^1H NMR (d_6 -DMSO): 2.15 (s, 3H), 4.55 (d, 2H), 7.55 (d, 2H), 7.70 (d, 2H), 7.90 (d, 2H), 8.05 (d, 2H), 9.25 (t, 1H). LCMS R_t = 1.51 min. MS m/z 456 [M-H]-.

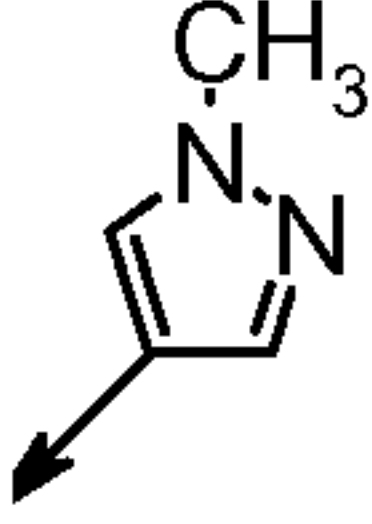
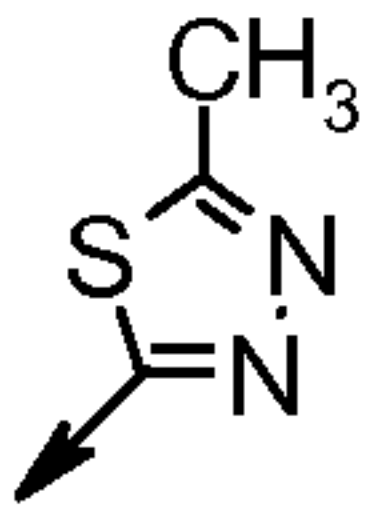
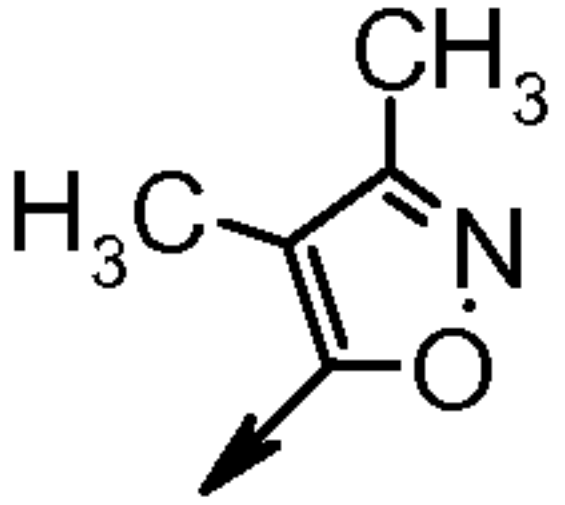
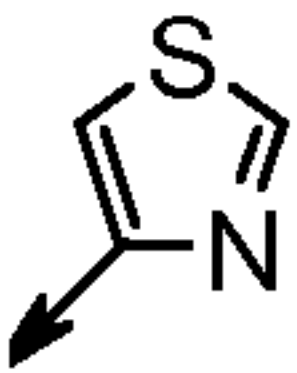
5 [0341] The following examples of the general formula

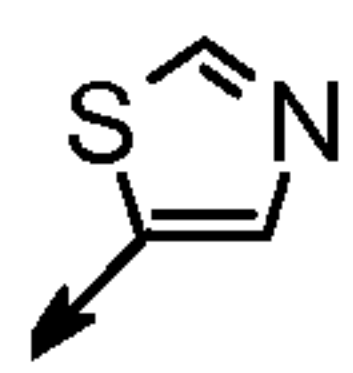
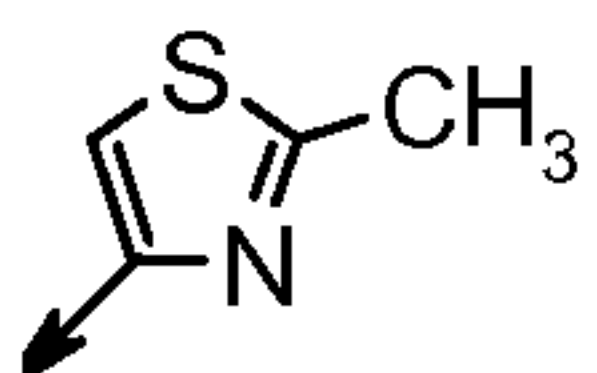
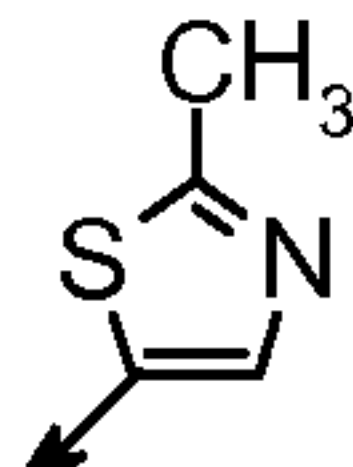


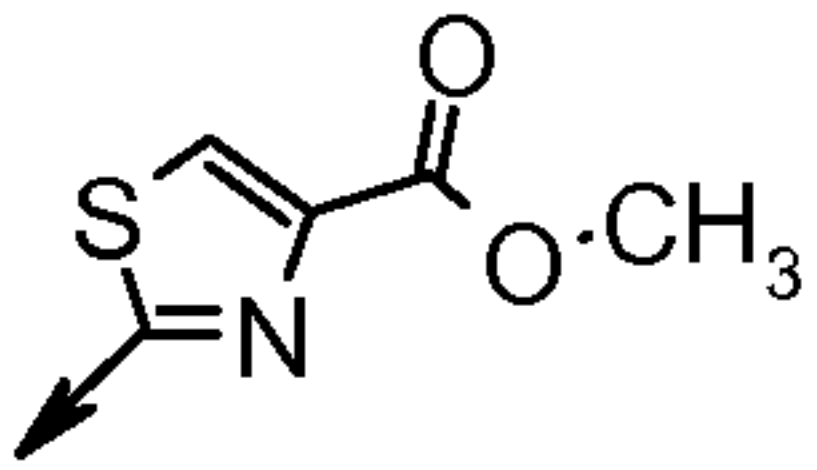
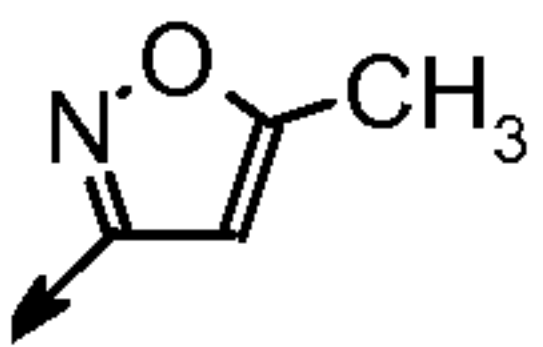
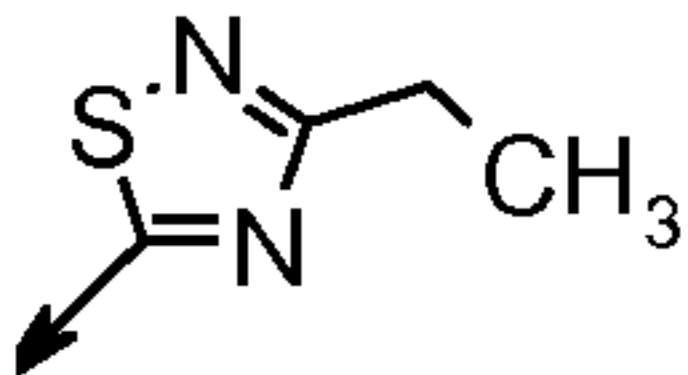
were prepared by Method D, E, F, G or H as described for **Examples 2, 3, 4, 5** and **6** above. Unless otherwise noted, preparation details are as described for the method referred to.

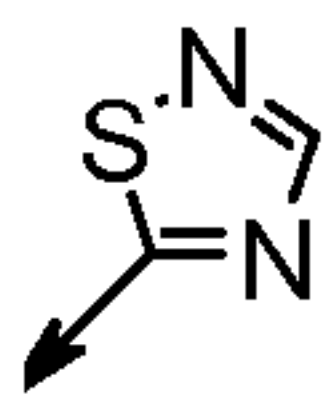
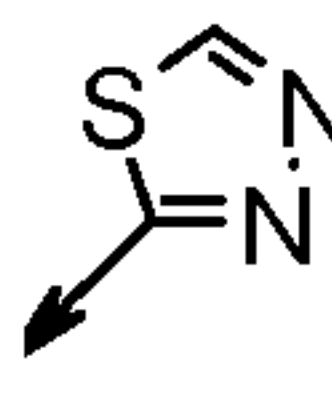
Table 1

<u>Example</u>	<u>Name</u>	<u>Z</u>	<u>Data</u>	<u>Preparation Information</u>
7	4-[(Isoxazol-3-ylamino)sulfonyl]-N-[4-(trifluoromethyl)benzyl] benzamide		LCMS R_t =2.14m in MS m/z 426 [MH] ⁺	Method D, using 3-amino isoxazole
8	4- {[(2-Methyl-2H-tetrazol-5-yl) amino]sulfonyl} -N-[4-(trifluoromethyl)benzyl] benzamide		LCMS R_t = 2.08 min MS m/z 441 [MH] ⁺	Method D, using 2-methyl-5-amino-2H-tetrazole. Stirred at room temperature for 1 hour. Reaction worked up with water.
9	4- {[(1-Methyl-1H-1,2,4-triazol-3-yl) amino]sulfonyl} -N-[4-(trifluoromethyl)benzyl] benzamide		LCMS R_t = 2.97min MS m/z 440 [MH] ⁺	Method D, using 1-methyl-1H-[1,2,4]triazol-3-ylamine. Stirred at room temperature for 1 hour. Reaction worked up with water.

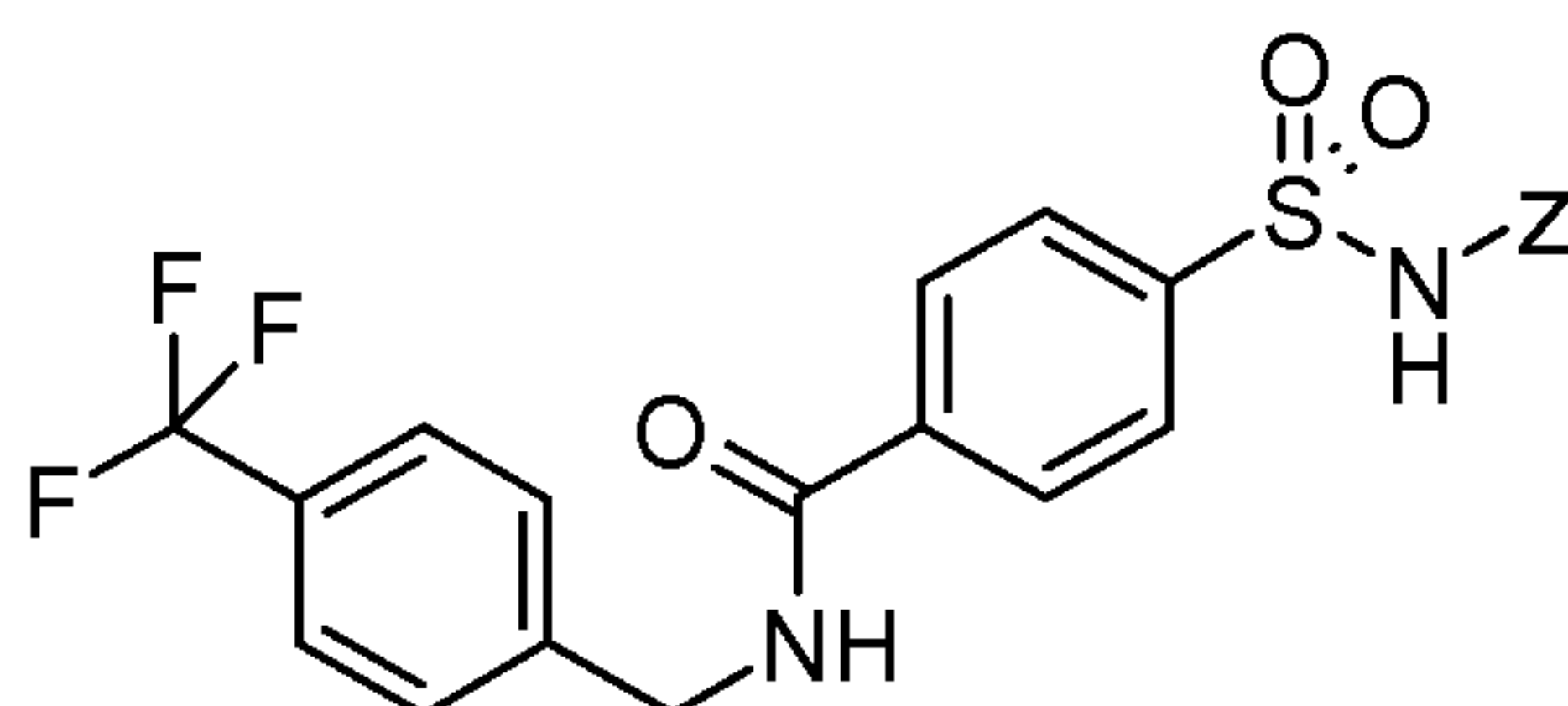
10	4-[[1-Methyl-1H-pyrazol-4-yl) amino]sulfonyl]-N-[4-(trifluoromethyl)benzyl] benzamide		LCMS Rt= 3.13min MS m/z 439 [MH] ⁺	Method D using 1-methyl-1H-pyrazol-4-ylamine dihydrochloride. Stirred at room temperature for 1 hour. Reaction worked up with water.
11	4-[[5-Methyl-1,3,4-thiadiazol-2-yl) amino]sulfonyl]-N-[4-(trifluoromethyl)benzyl] benzamide		LCMS Rt=3.20 min MS m/z 457 [MH] ⁺	Method D, using 2-amino-5-methyl-1,3,4-thiadiazole. 1.2eq of 1,1,1,3,3,3-hexanemethylidisilazane lithium salt (LiHMDS, 1M in THF) was added. Stirred at room temperature for 1 hour. Reaction worked up with water.
12	4-[[3,4-Dimethylisoxazol-5-yl) amino]sulfonyl]-N-[4-(trifluoromethyl)benzyl] benzamide		LCMS Rt=2.16m in (ELSD) MS m/z 454 [MH] ⁺	Method D, using 5-amino-3,4-dimethylisoxazole. Reaction was stirred for 18 hours. Reaction was worked up with 6M HCl resulting in a precipitate which was collected by filtration and further purified by preparative HPLC
13	4-[(1,3-Thiazol-4-yl amino)sulfonyl]-N-[4-(trifluoromethyl)benzyl] benzamide		LCMS Rt= 3.35-3.40 MS m/z 442 [MH] ⁺	Method F, using 4-thiazolamine. Reaction heated for 60 minutes then added to 6M HCl. Resultant precipitate was

				extracted from 2M HCl into ethyl acetate then washed with a solution of sodium hydrogen carbonate before purification by preparative HPLC.
14	4-[(1,3-Thiazol-5-yl amino)sulfonyl]-N-[4-(trifluoromethyl)benzyl] benzamide		LCMS Rt= 3.17-3.24 min MS m/z 442 [MH] ⁺	Method F, using 5-thiazolamine. Reaction heated for 60 minutes. Reaction added to 6N HCl then extracted into ethyl acetate and washed with a saturated sodium hydrogen carbonate solution.
15	4-{[(2-Methyl-1,3-thiazol-4-yl) amino]sulfonyl}-N-[4-(trifluoromethyl)benzyl] benzamide		LCMS Rt=3.38-3.45 min MS m/z 456 [MH] ⁺	Method F, using 2-methyl-4-thiazolamine. Reaction heated for 60 minutes. Reaction added to 6N HCl then extracted into ethyl acetate and washed with a saturated sodium hydrogen carbonate solution
16	4-{[(2-Methyl-1,3-thiazol-5-yl) amino]sulfonyl}-N-[4-(trifluoromethyl)benzyl] benzamide		LCMS Rt=3.25-3.29 min MS m/z 456 [MH] ⁺	Method F, using 2-methyl-5-thiazolamine. Reaction heated for 60 minutes. Reaction added to 6N HCl then extracted into ethyl acetate and washed with a saturated sodium hydrogen

				carbonate solution
17	Methyl 2-({[4-({[4-(trifluoromethyl)benzyl]amino}carbonyl)phenyl]sulfonyl}amino)-1,3-thiazole-4-carboxylate		LCMS Rt=3.37-3.41 min MS m/z 500 [MH] ⁺	Method F, using methyl 2-amino-1,3-thiazole-4-carboxylate. Reaction heated for 60 minutes. Reaction added to 6N HCl then extracted into ethyl acetate and washed with a saturated sodium hydrogen carbonate solution
18	4-{{(5-Methylisoxazol-3-yl)amino}sulfonyl}-N-[4-(trifluoromethyl)benzyl]benzamide		LCMS Rt=2.11 min MS m/z 440 [MH] ⁺	Method D, using 3-amino-5-methylisoxazole. Reaction stirred for 18 hours. Reaction added to 6N HCl, precipitate forms which was collected by filtration.
19	4-{{(3-Ethyl-1,2,4-thiadiazol-5-yl)amino}sulfonyl}-N-[4-(trifluoromethyl)benzyl]benzamide		LCMS Rt=1.58 min MS m/z 470 [MH] ⁺ ¹ HNMR (d ₄ -MeOD): 1.3 (t, 3H), 2.65 (q, 2H), 4.6 (s, 2H), 7.55 (m, 2H), 7.6 (m, 2H), 7.95 (m, 4H), 9.2 (m, 1H).	Method F, using 5-amino-3-ethyl-1,2,4-thiadiazole. Reaction heated for 4 hours then dropped into 6N HCl. Crude material was purified by trituration with DCM.

20	4-[(1,2,4-Thiadiazol-5-ylamino)sulfonyl]-N-[4-(trifluoromethyl)benzyl] benzamide		<p>LCMS Rt= 4.17 min</p> <p>MS m/z 441 [M-H]⁻</p> <p>¹HNMR (d₆-DMSO): 4.5 (s, 2H), 7.5 (m, 2H), 7.65 (m, 2H), 7.9 (m, 2H), 8.0 (m, 2H), 8.4 (s, 1H), 9.35 (m, 1H).</p>	Method H using 5-amino-1,2,4-thiadiazole.
21	4-[(1,3,4-Thiadiazol-2-ylamino)sulfonyl]-N-[4-(trifluoromethyl)benzyl] benzamide		<p>LCMS Rt= 1.40 min</p> <p>MS m/z 443 [MH]⁺</p> <p>¹HNMR (d₆-DMSO): 4.5 (s, 2H), 7.5 (m, 2H), 7.7 (m, 2H), 7.9 (m, 2H), 8.0 (m, 2H), 8.8 (s, 1H), 9.3 (m, 1H).</p>	Method D using 2-amino-1,3,4-thiadiazole. Reaction mixture stirred at room temperature for 1 hour. Crude material purified by column chromatography eluting with 90:10 DCM: MeOH.

[0342] The following examples of the general formula

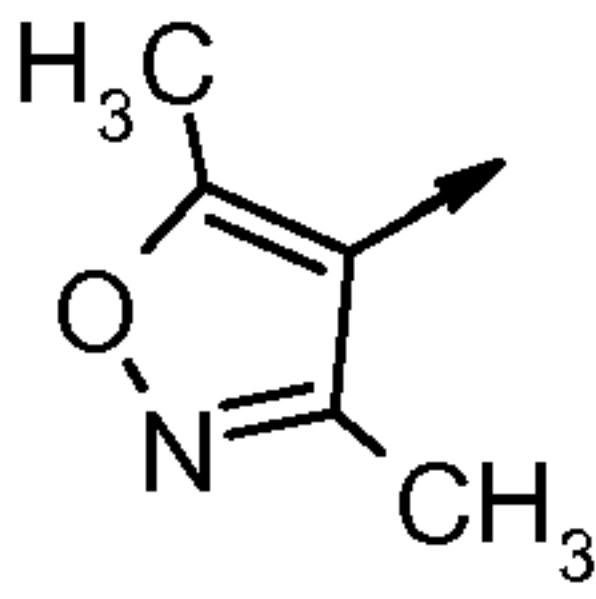
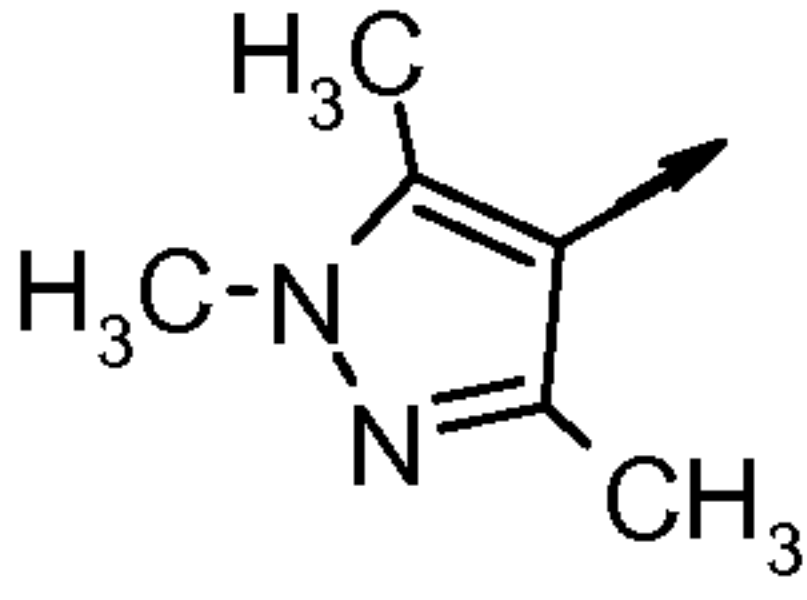


were prepared by the following method using the indicated amines:

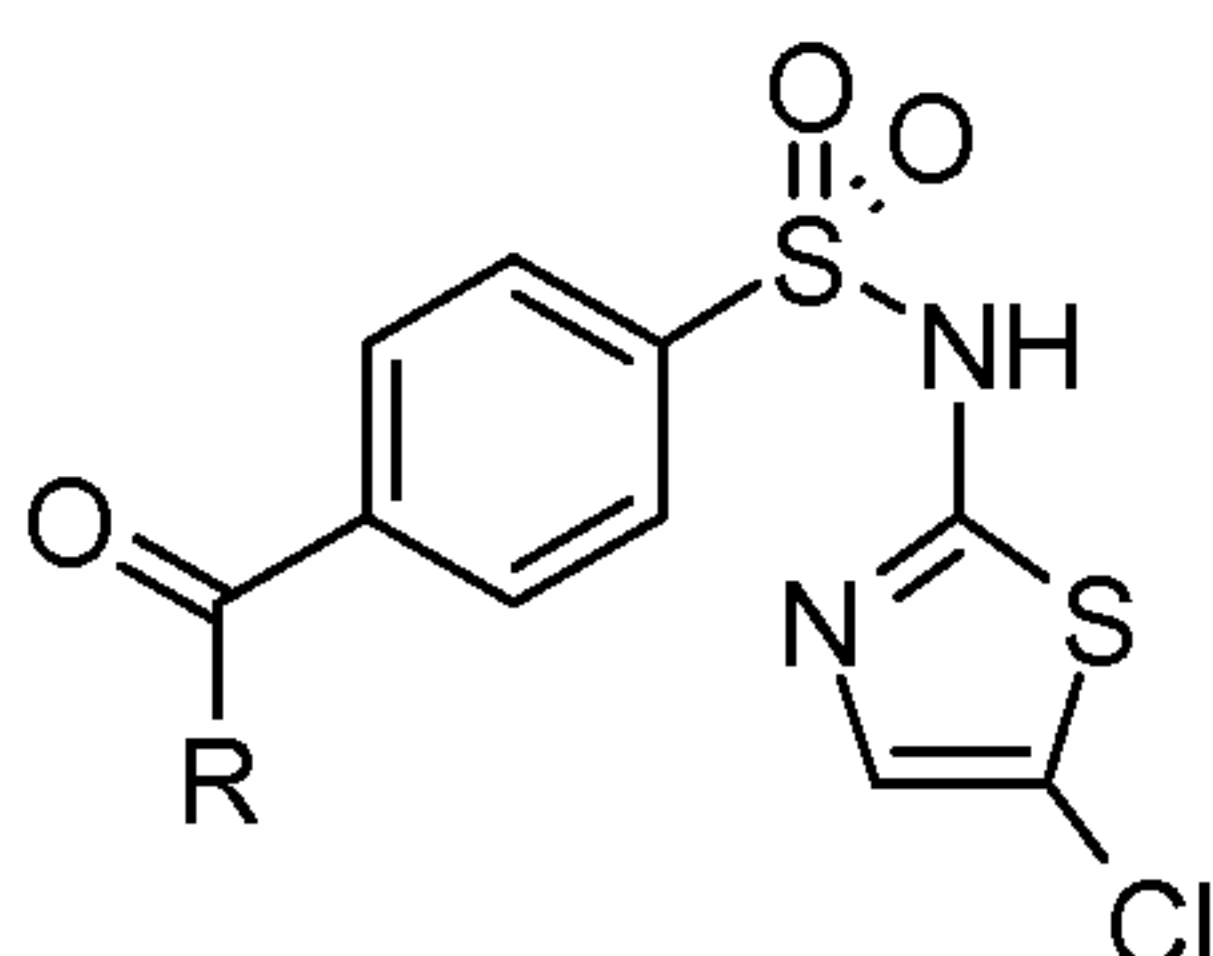
[0343] To a 0.15M solution of 4-({[4-(trifluoromethyl)benzyl]amino}carbonyl) benzenesulfonyl chloride (**Preparation 1**, 0.75mmol, 1eq) in dimethylformamide (0.5ml) was added an amine (0.1mmol, 1.3 eq) and diisopropylethylamine (0.75mmol, 1eq). The reaction mixture was sealed and shaken at 30°C for 16 hours. The solvent was evaporated in vacuo and the residue purified by preparative HPLC to yield the title compound.

Table 2

<u>Example</u>	<u>Name</u>	<u>Z</u>	<u>Data</u>	<u>Preparation Information</u>
22	4-{{[5-Methyl-1,3-thiazol-2-yl]amino}sulfonyl}-N-[4-(trifluoromethyl)benzyl] benzamide		LCMS Rt= 2.929 min MS m/z 456 [MH] ⁺	using 5-methyl-1,3-thiazol-2-amine
23	4-[(Isoxazol-4-ylamino)sulfonyl]-N-[4-(trifluoromethyl)benzyl] benzamide		LCMS Rt= 3.188 min MS m/z 426 [MH] ⁺	using 4-Isoxazolamine
24	4-[(1H-Pyrazol-5-ylamino)sulfonyl]-N-[4-(trifluoromethyl)benzyl] benzamide		LCMS Rt= 3.121 min MS m/z 425 [MH] ⁺	using 1H-pyrazol-4-amine
25	4-{{[2-Ethyl-2H-1,2,3-triazol-4-yl]amino}sulfonyl}-N-[4-(trifluoromethyl)benzyl] benzamide		LCMS Rt= 3.237 min MS m/z 454 [MH] ⁺	using 2-ethyl-2H-1,2,3-triazol-4-amine

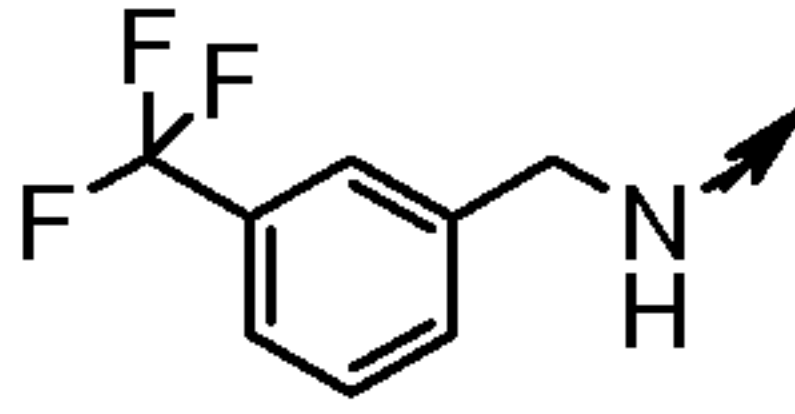
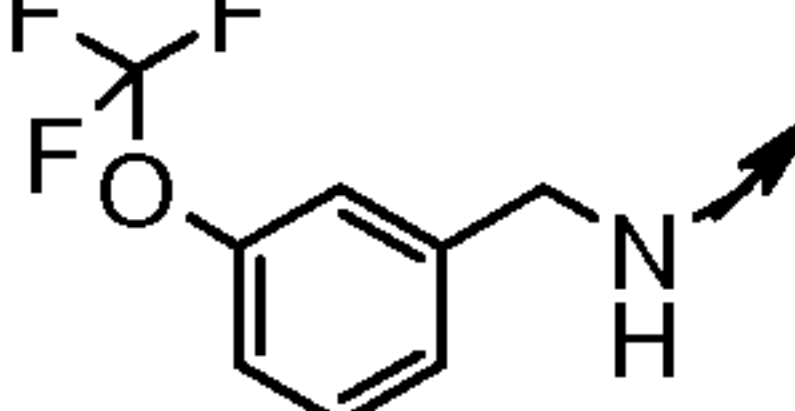
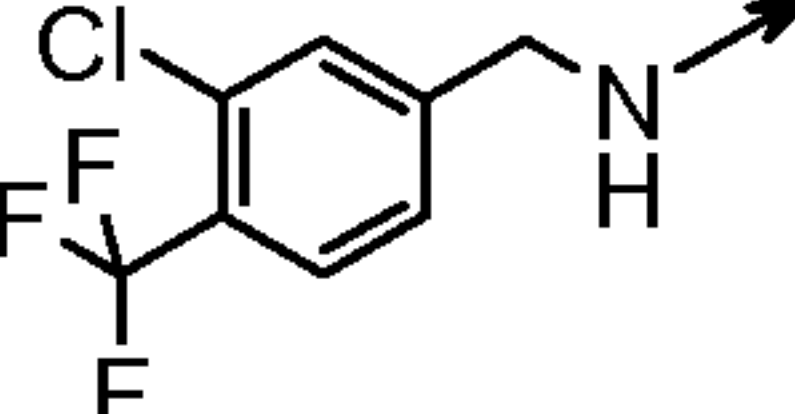
26	4-[[3,5-Dimethylisoxazol-4-yl)amino]sulfonyl}-N-[4-(trifluoromethyl)benzyl] benzamide		LCMS Rt= 3.26 min MS m/z 454 [MH] ⁺	using 3,5-Dimethylisoxazol-4-ylamine
27	N-[4-(Trifluoromethyl)benzyl]-4-[[1,3,5-trimethyl-1H-pyrazol-4-yl)amino]sulfonyl} benzamide		LCMS Rt= 3.079 min MS m/z 467 [MH] ⁺	using 1,3,5-trimethyl-1H-pyrazol-4-amine

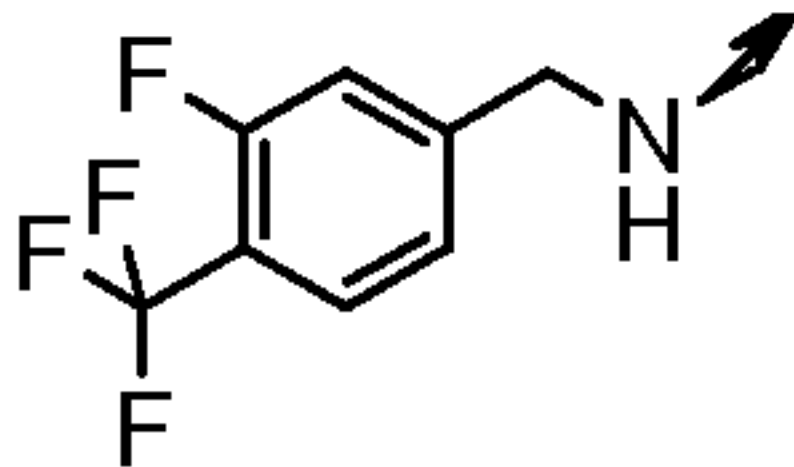
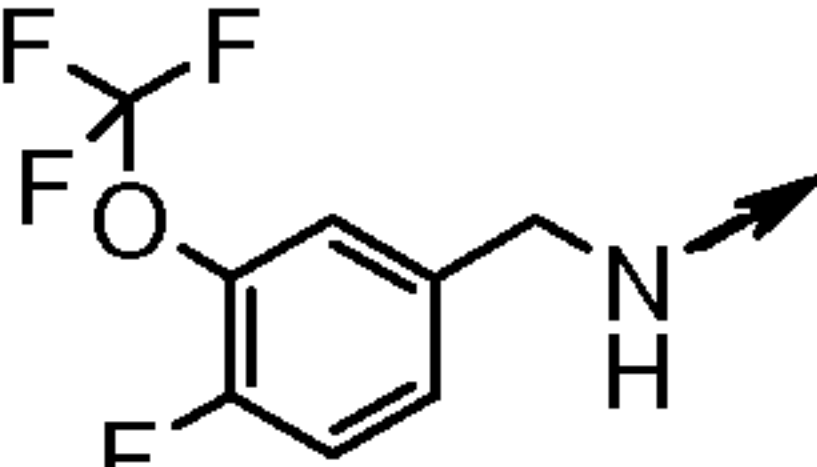
[0344] The following examples of the general formula

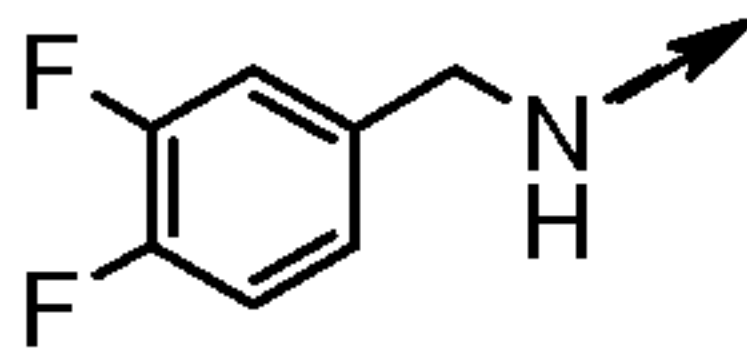
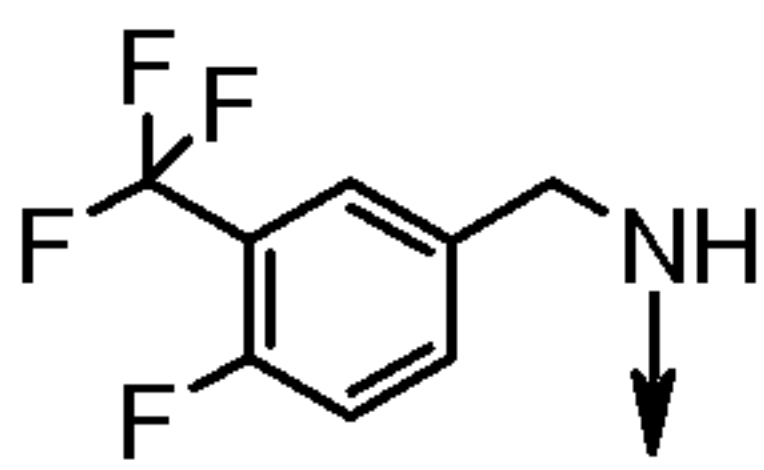
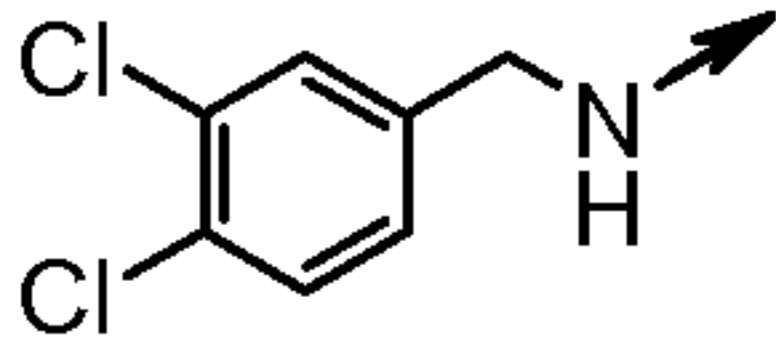


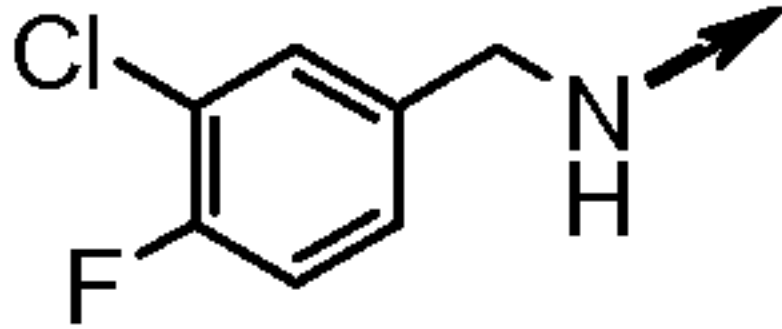
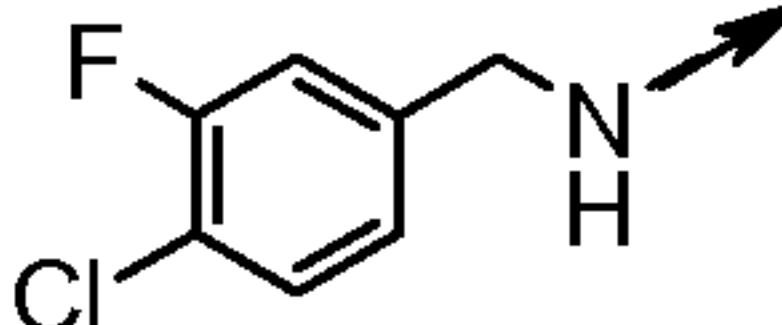
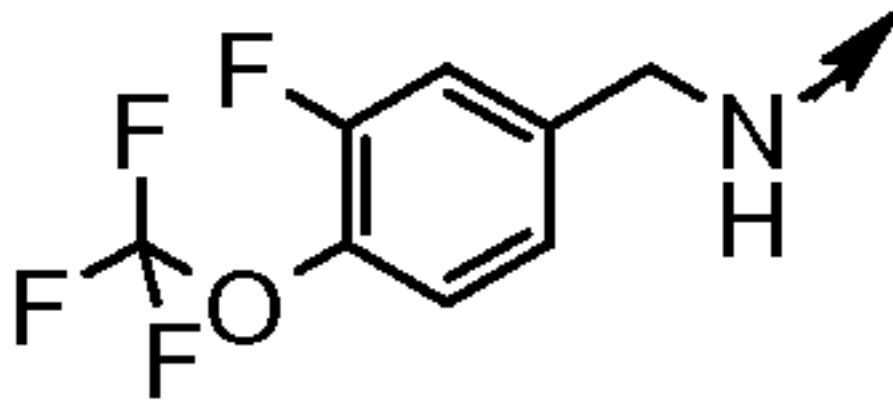
were prepared by Method C as described for **Example 1** above. Unless otherwise noted,
5 preparation details are as described for the method referred to.

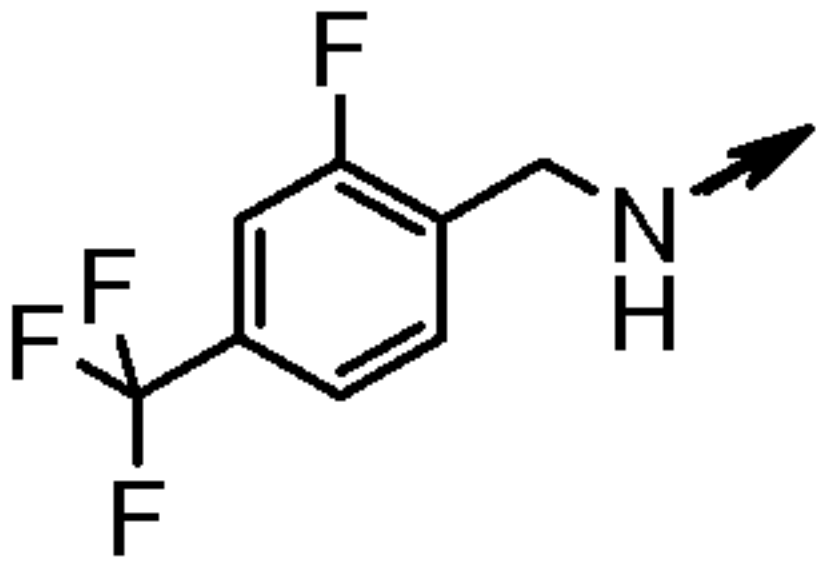
Table 3

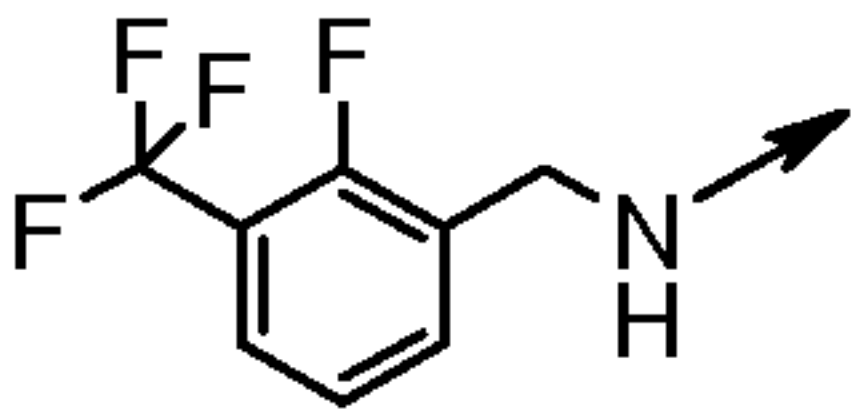
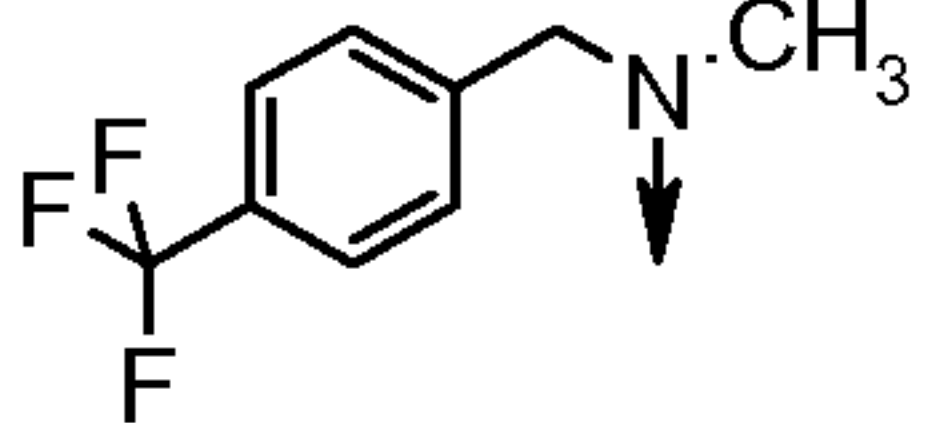
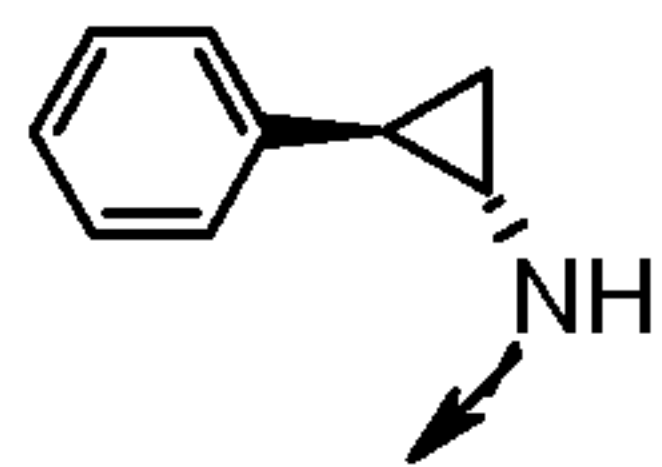
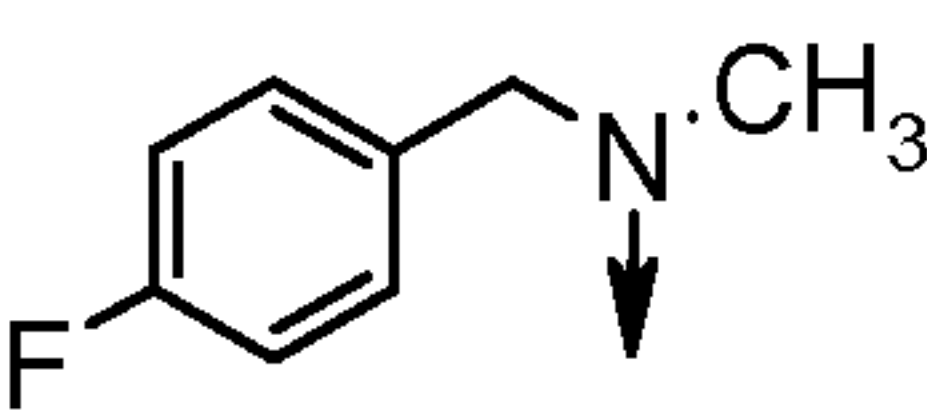
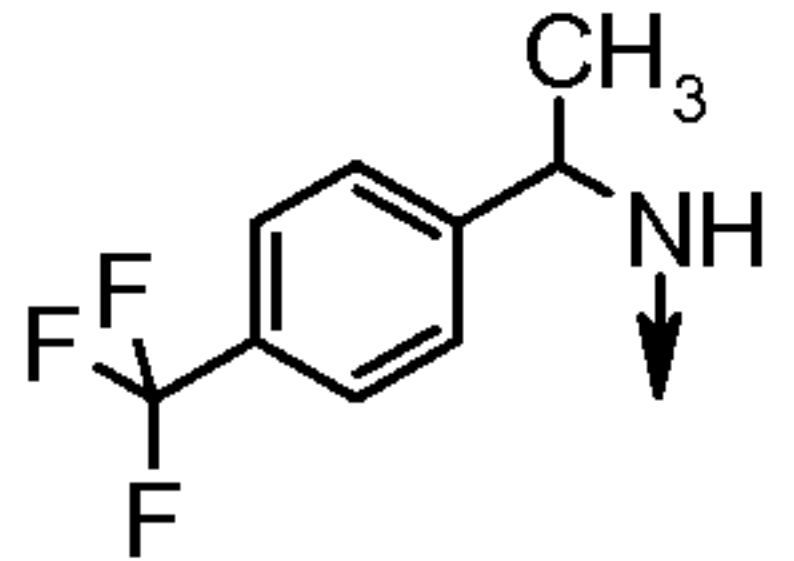
<u>Example</u>	<u>Name</u>	<u>R</u>	<u>Data</u>	<u>Preparation Information</u>
28	4-[[5-Chloro-1,3-thiazol-2-yl)amino]sulfonyl}-N-[3-(trifluoromethyl)benzyl] benzamide		LCMS Rt= 3.39 min MS m/z 476 [MH] ⁺	Method C, using 3-(trifluoromethyl) benzylamine.
29	4-[[5-Chloro-1,3-thiazol-2-yl)amino]sulfonyl}-N-[3-(trifluoromethoxy)benzyl] benzamide		LCMS Rt= 3.46 min MS m/z 492 [MH] ⁺	Method C, using 3-(trifluoromethoxy) benzylamine
30	4-[[5-Chloro-1,3-thiazol-2-yl)amino]sulfonyl}-N-[3-chloro-4-(trifluoromethyl) benzyl] benzamide		¹ HNMR (d ₆ -DMSO):4.6 (s,2H), 7.45 (m, 1H), 7.55(s,	Method C, using 3-chloro-4-(trifluoromethyl) benzylamine. Compound was purified by

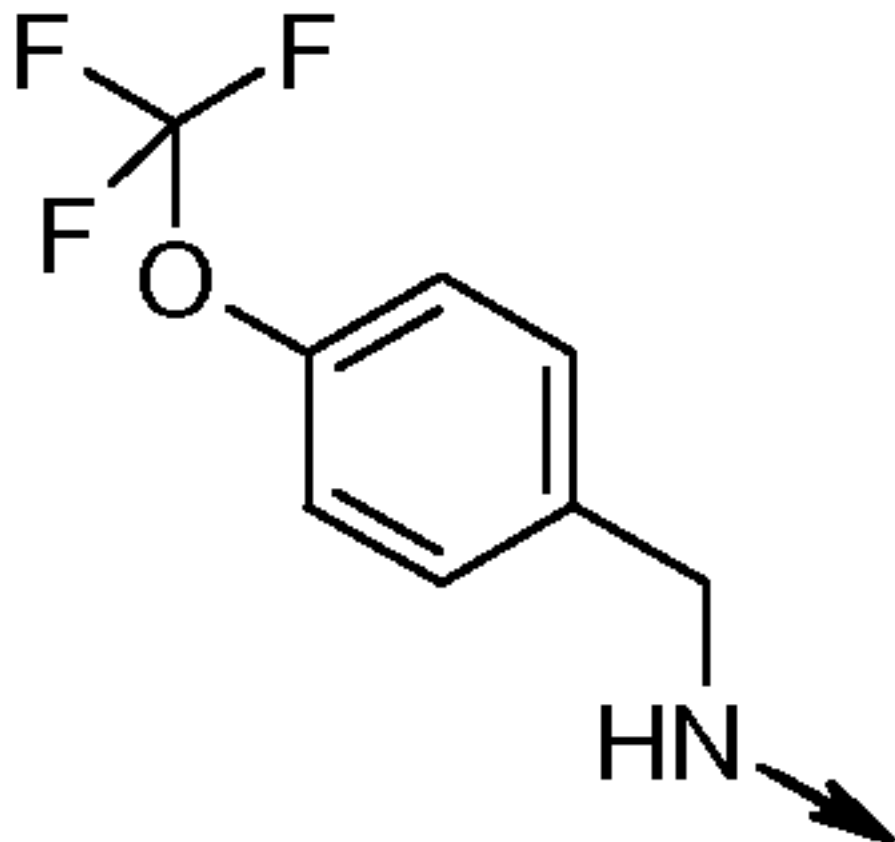
			<p>1H), 7.65(s, 1H), 7.8 (m, 1H), 7.9 (m, 2H), 8.0 (m, 2H), 9.35 (m, 1H). LCMS Rt= 3.23 min MS m/z 509 [MH]⁺</p>	trituration with water.
31	4-{[(5-Chloro-1,3-thiazol-2-yl)amino]sulfonyl}-N-[3-fluoro-4-(trifluoromethyl)benzyl]benzamide		<p>LCMS Rt= 3.55 min MS m/z 494 [MH]⁺ ¹HNMR (d₆- DMSO (4.55 (d, 2H), 7.34 (d, 1H), 7.42 (d, 1H), 7.52 (s, 1H), 7.73 (t, 1H), 7.89 (d, 2H), 8.01 (d, 2H), 9.31 (t, NH)</p>	Method C, using 3-fluoro-4-(trifluoromethyl)benzylamine.
32	4-{[(5-Chloro-1,3-thiazol-2-yl)amino]sulfonyl}-N-[4-fluoro-3-(trifluoromethoxy)benzyl]benzamide		<p>LCMS Rt= 3.49 min MS m/z 510 [MH]⁺ ¹HNMR (d₆- DMSO): 4.48 (d, 2H), 7.40 (m, 1H),</p>	Method C, using 4-fluoro-3-(trifluoromethoxy)benzylamine.

			7.44 (d, 1H), 7.48 (m, 1H), 7.54 (s, 1H), 7.88 (d, 2H), 7.99 (d, 2H), 9.25 (t, NH)	
33	4-[[[5-Chloro-1,3-thiazol-2-yl)amino]sulfonyl]-N-(3,4-difluorobenzyl) benzamide		LCMS Rt= 3.33 min MS m/z 444 [MH] ⁺ ¹ HNMR (d ₆ -DMSO): 4.44 (d, 2H), 7.15 (m, 1H), 7.35 (m, 2H), 7.54 (s, 1H), 7.89 (d, 2H), 8.00 (d, 2H), 9.23 (t, NH)	Method C, using 3,4-difluoro benzylamine
34	4-[[[5-Chloro-1,3-thiazol-2-yl)amino]sulfonyl]-N-[4-fluoro-3-(trifluoromethyl) benzyl]benzamide		LCMS Rt= 3.11 min MS m/z 494 [MH] ⁺	Method C, using 4-fluoro-3-trifluoromethyl benzylamine.
35	4-[[[5-Chloro-1,3-thiazol-2-yl)amino]sulfonyl]-N-(3,4-dichlorobenzyl) benzamide		LCMS Rt= 3.16 min MS m/z 478 [MH] ⁺	Method C, using 3,4-dichloro benzylamine.

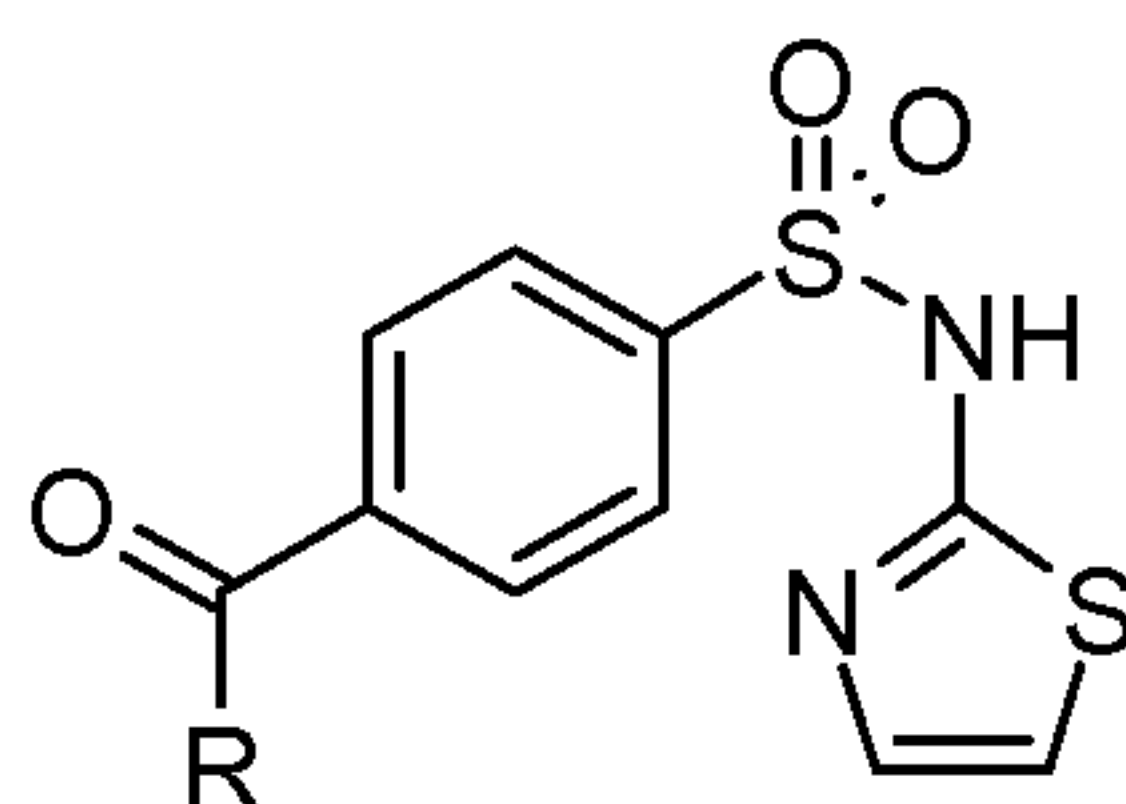
36	N-(3-Chloro-4-fluorobenzyl)-4-[[5-chloro-1,3-thiazol-2-yl)amino]sulfonyl} benzamide		LCMS Rt= 3.37 min MS m/z 460 [MH] ⁺ ¹ H NMR (d ₆ - DMSO): 4.44 (d, 2H), 7.33 (m, 2H), 7.52 (m, 2H), 7.87 (d, 2H), 8.00 (d, 2H), 9.23 (t, NH)	Method C, using 3-chloro-4-fluoro benzylamine.
37	N-(4-Chloro-3-fluorobenzyl)-4-[[5-chloro-1,3-thiazol-2-yl)amino]sulfonyl} benzamide		LCMS Rt= 3.4 min MS m/z 460 [MH] ⁺ ¹ HNMR (d ₆ - DMSO): 4.46 (d, 2H), 7.18 (d, 1H), 7.33 (d, 1H), 7.51 (d, 1H), 7.55 (s, 1H), 7.88 (d, 2H), 8.00 (d, 2H), 9.25 (t, NH)	Method C, using 4-chloro-3-fluoro benzylamine.
38	4-[[5-Chloro-1,3-thiazol-2-yl)amino]sulfonyl}-N-[3-fluoro-4-(trifluoromethoxy benzyl]benzamide		LCMS Rt= 2.41min MS m/z 510 [MH] ⁺ ¹ HNMR (d ₆ - DMSO): 4.49 (d,	Method C, using 3-fluoro-4-(trifluoromethoxy) benzylamine. 2M HCl added and the reaction mixture extracted into ethyl acetate then dried over

			2H), 7.24 (d, 1H), 7.43 (d, 1H), 7.50 (m, 1H), 7.55 (s, 1H), 7.88 (d, 2H), 8.01 (d, 2H), 9.26 (t, NH)	sodium sulphate.
39	4-[[[5-Chloro-1,3-thiazol-2-yl)amino]sulfonyl]-N-[2-fluoro-4-(trifluoromethyl)benzyl]benzamide		<p>LCMS Rt= 1.58 min MS m/z 493 [MH]⁺ ¹HNMR (d₆-DMSO): 4.55 (s, 2H), 7.6 (m, 3H), 7.65 (m, 1H), 7.9 (d, 2H), 8.0 (d, 2H), 9.3 (m, 1H).</p>	<p>Method C, using 2-fluoro-4-(trifluoromethyl)benzylamine. Reaction stirred at room temperature overnight. Reaction mixture was extracted from water into ethyl acetate, washed with saturated sodium hydrogen carbonate and dried over sodium sulphate. Crude material was purified by column chromatography eluting with DCM: MeOH (95:5).</p>

40	4-[[5-Chloro-1,3-thiazol-2-yl)amino]sulfonyl}-N-[2-fluoro-3-(trifluoromethyl)benzyl]benzamide		LCMS Rt= 1.55 min MS m/z 493 [MH] ⁺ ¹ HNMR (d ₆ - DMSO): 4.6 (s, 2H), 7.4 (m, 1H), 7.6 (s, 1H), 7.7 (m, 2H), 7.9 (m, 2H), 8.0 (m, 2H), 9.3 (m, 1H).	Method C, using 2-fluoro-3- (trifluoromethyl) benzylamine. Reaction stirred at room temperature overnight. Reaction mixture was extracted from water into ethyl acetate, washed with saturated sodium hydrogen carbonate and dried over sodium sulphate. Crude material was purified by column chromatography eluting with DCM: MeOH (95:5).
41	4-[[5-Chloro-1,3-thiazol-2-yl)amino]sulfonyl}-N-methyl-N-[4-(trifluoromethyl)benzyl]benzamide		LCMS Rt= 3.43 min MS m/z 490 [MH] ⁺	Method C, using N-methyl-1-[4- (trifluoromethyl) phenyl] methanamine
42	4-[[5-Chloro-1,3-thiazol-2-yl)amino]sulfonyl}-N-[(1S,2R)-2-phenylcyclopropyl]benzamide		LCMS Rt= 3.21 min MS m/z 434 [MH] ⁺	Method C, using (1S,2R)-2- phenylcycloprop anamine hydrochloride
43	4-[[5-Chloro-1,3-thiazol-2-yl)amino]sulfonyl}-N-(4-fluorobenzyl)-N-methylbenzamide		LCMS Rt= 3.20 min MS m/z 440 [MH] ⁺	Method C, using 1-(4- fluorophenyl)-N- methylmethanam ine
44	4-[[5-Chloro-1,3-thiazol-2-yl)amino]sulfonyl}-N-{1-[4-(trifluoromethyl)phenyl]ethyl}benzamide		LCMS Rt= 3.45 min MS m/z 490	Method C, using 1-[4- (trifluoromethyl) phenyl]ethanami

			[MH] ⁺	ne
45	4-{[(5-Chloro-1,3-thiazol-2-yl)amino]sulfonyl}-N-[4-(trifluoromethoxy)benzyl] benzamide		LCMS Rt= 3.43 min MS m/z 492 [MH] ⁺ ¹ HNMR (d ₆ - DMSO): 4.49(d, 2H), 7.31 (m, 2H), 7.43 (d, 1H), 7.53 (s, 1H), 7.87 (d, 2H), 8.00 (d, 2H), 9.24 (t, 1H)	Method C, using 4-(trifluoro methoxy) benzylamine

[0345] The following examples of the general formula

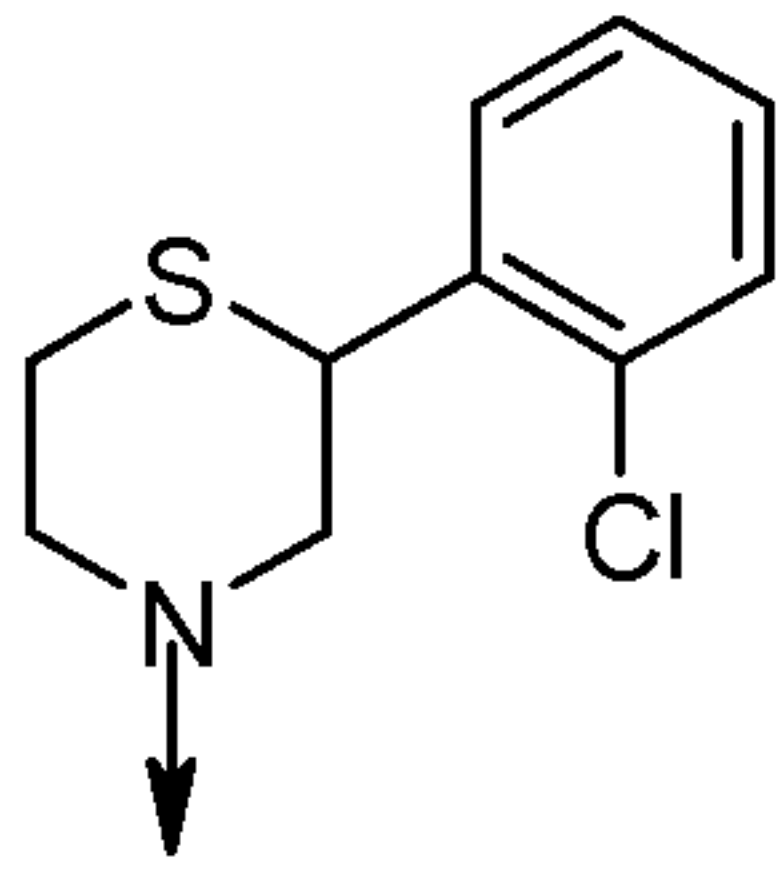
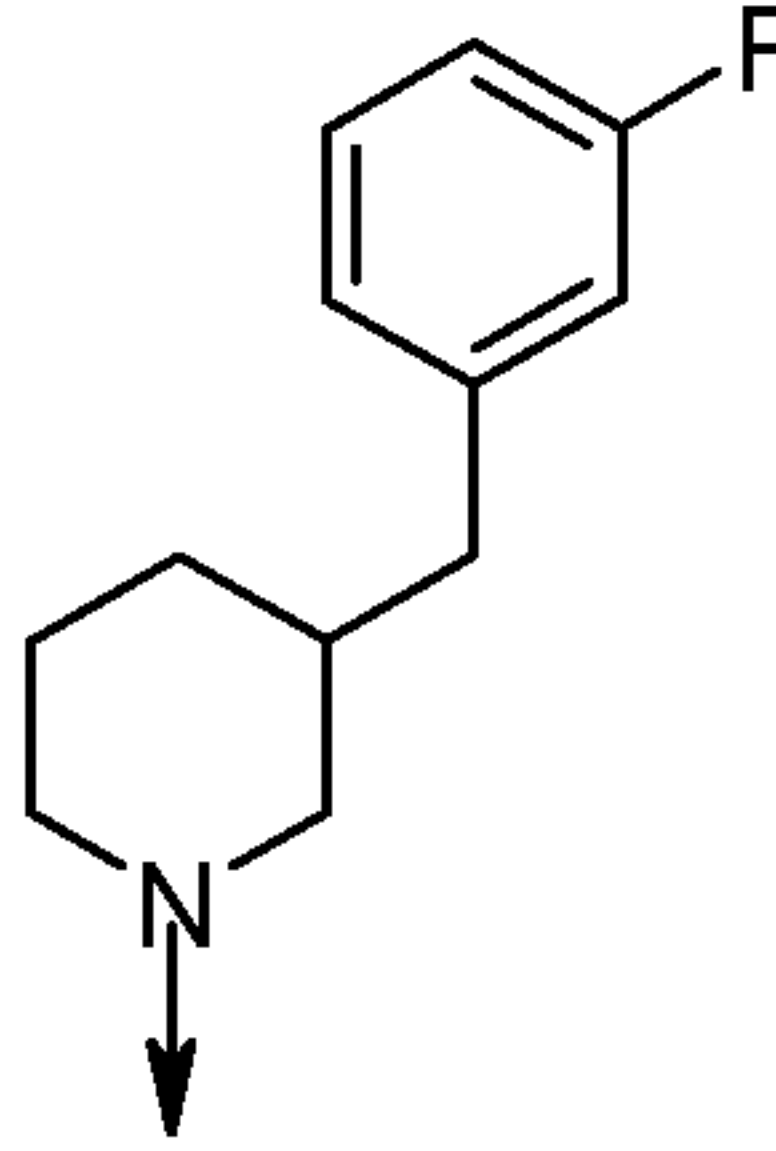
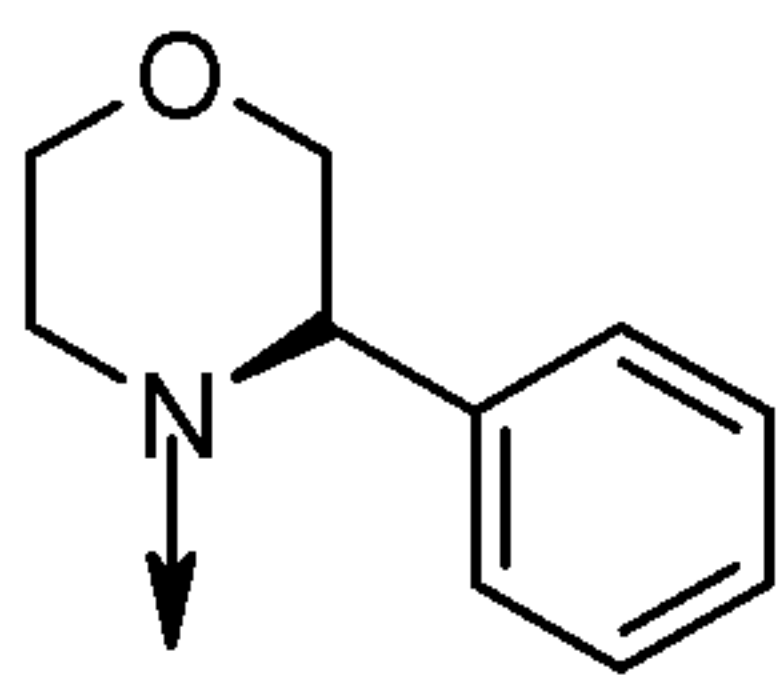
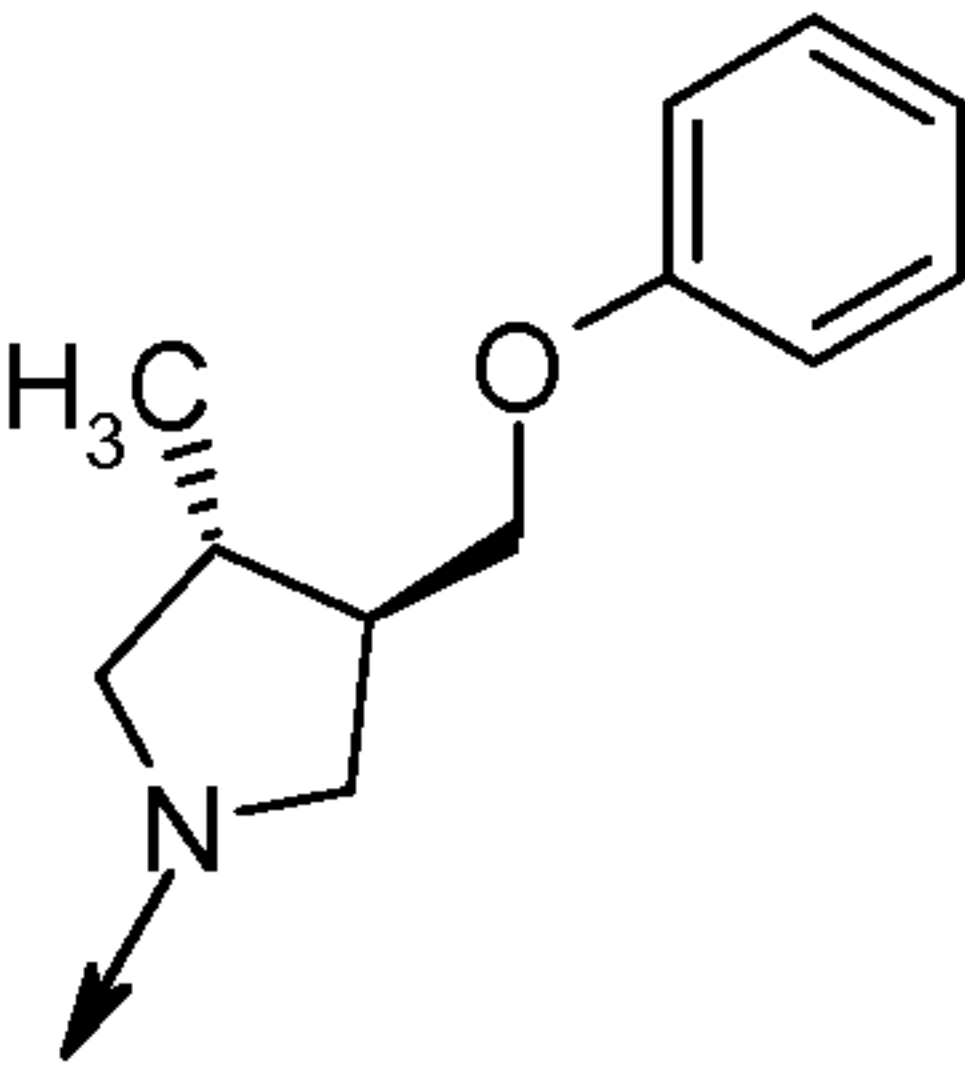
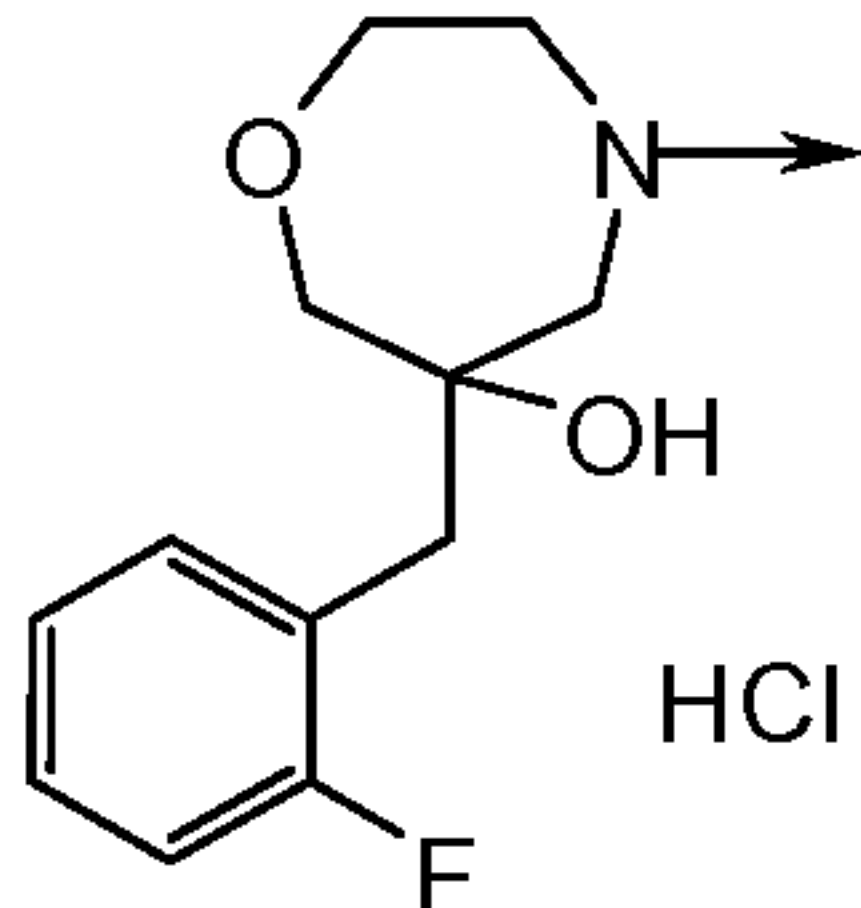
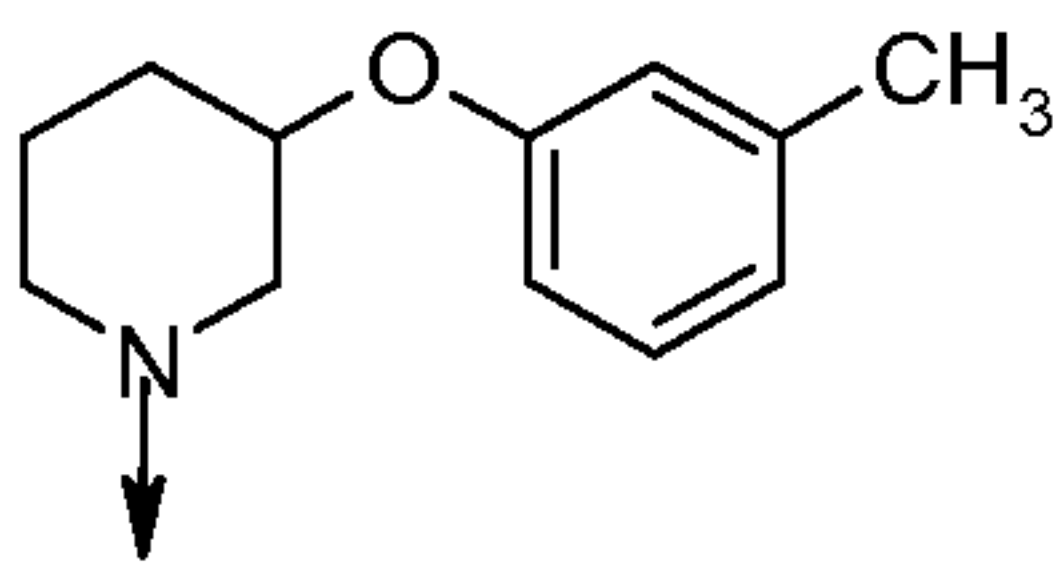


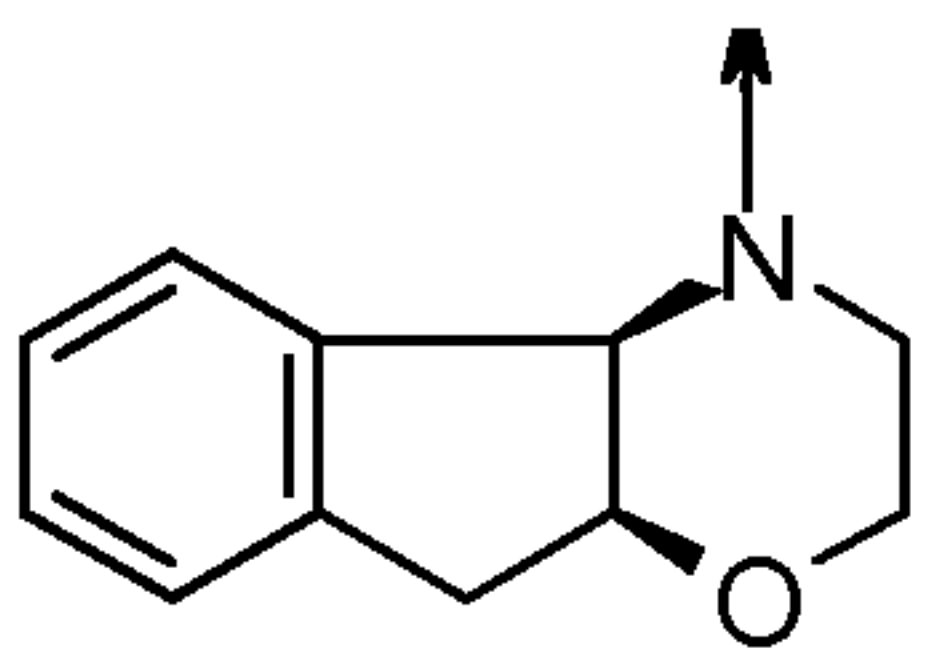
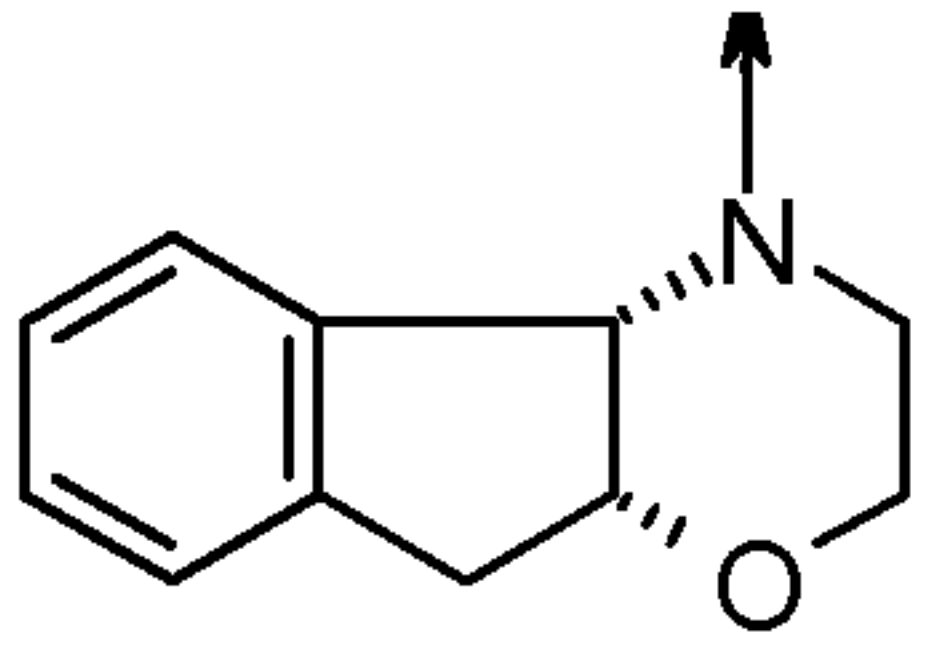
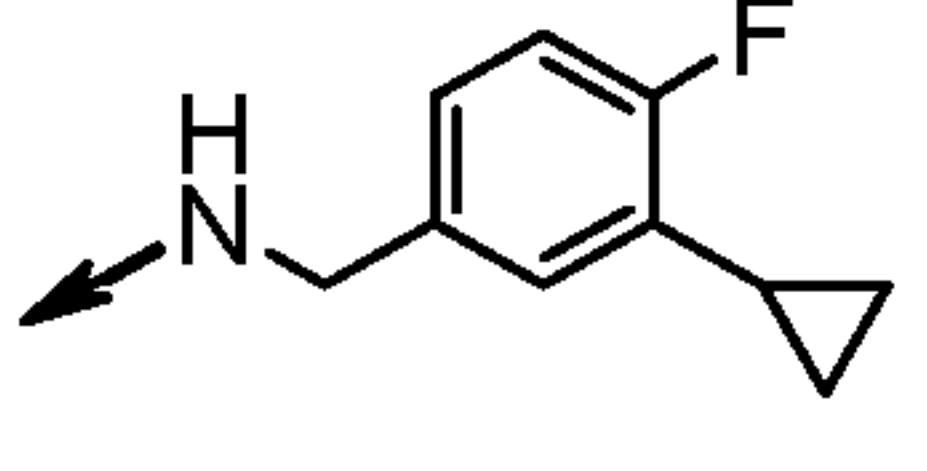
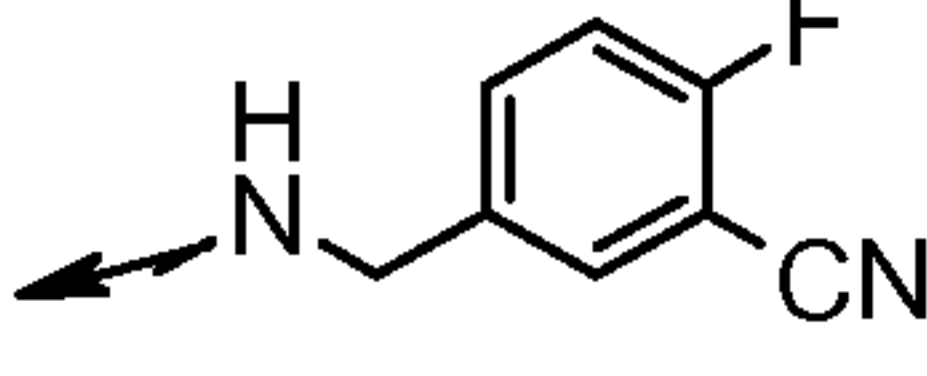
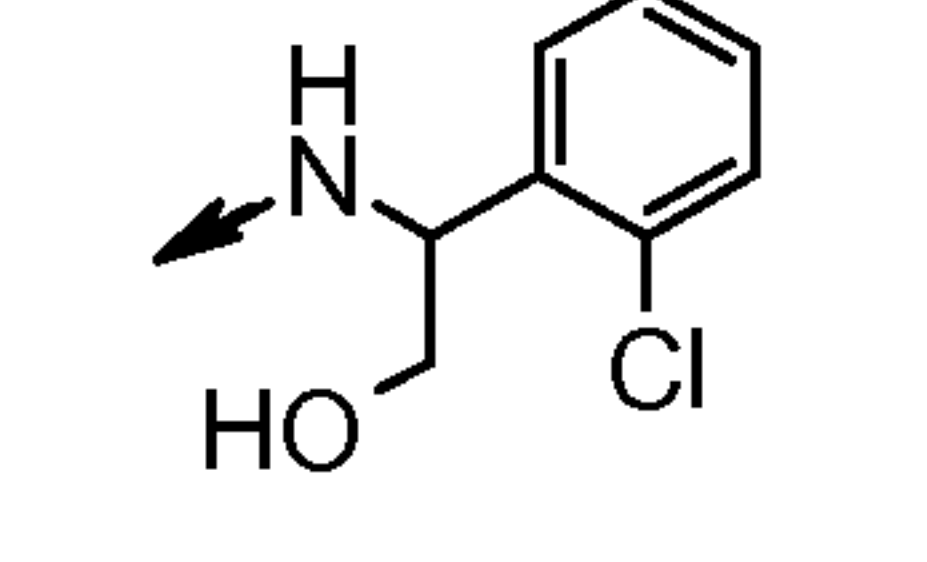
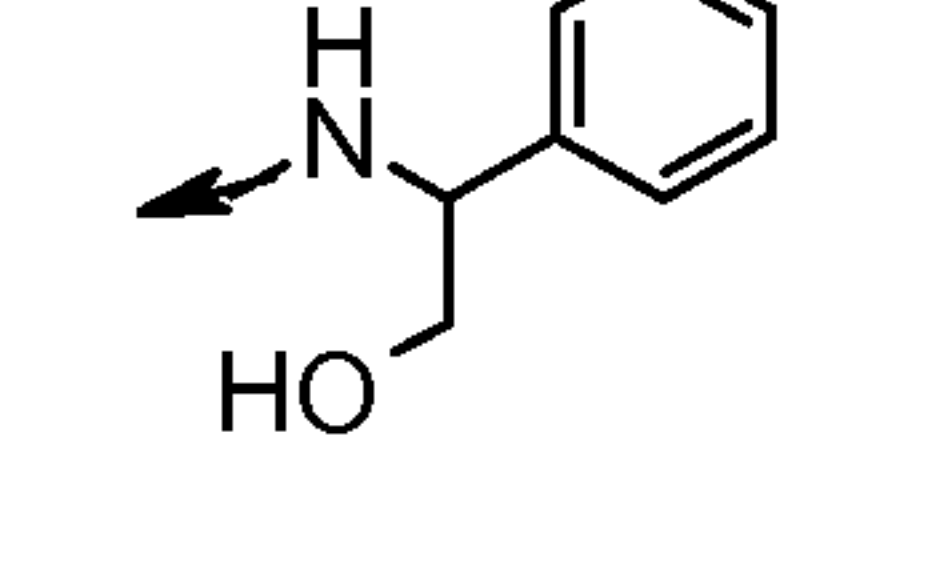
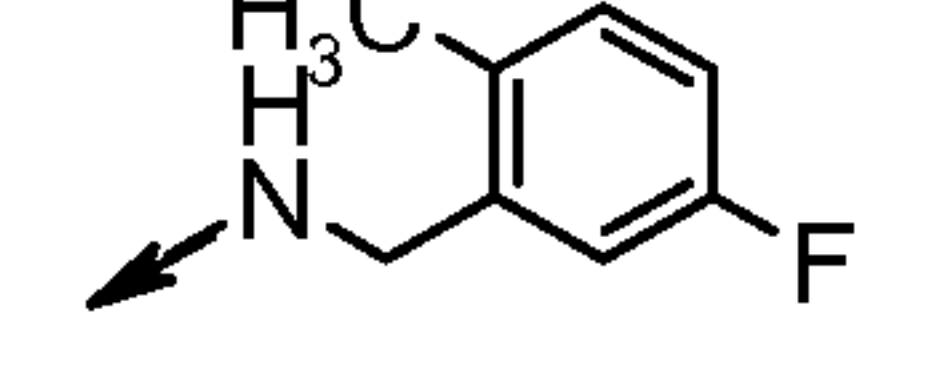
were prepared by the following method using the indicated amines.

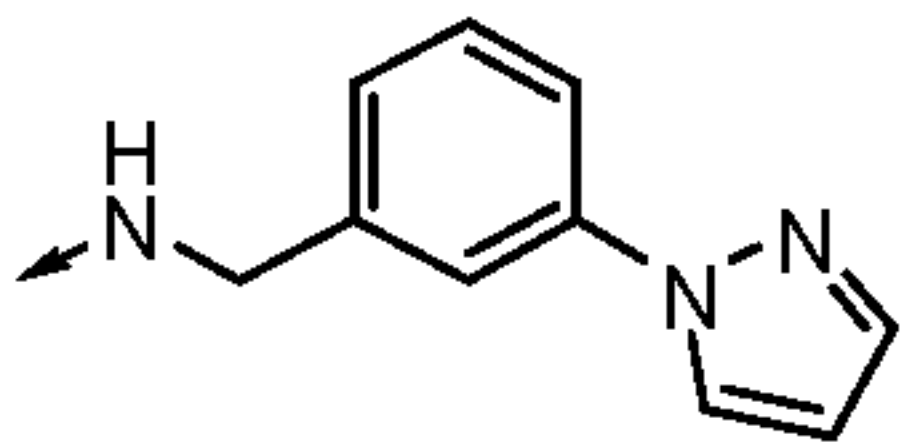
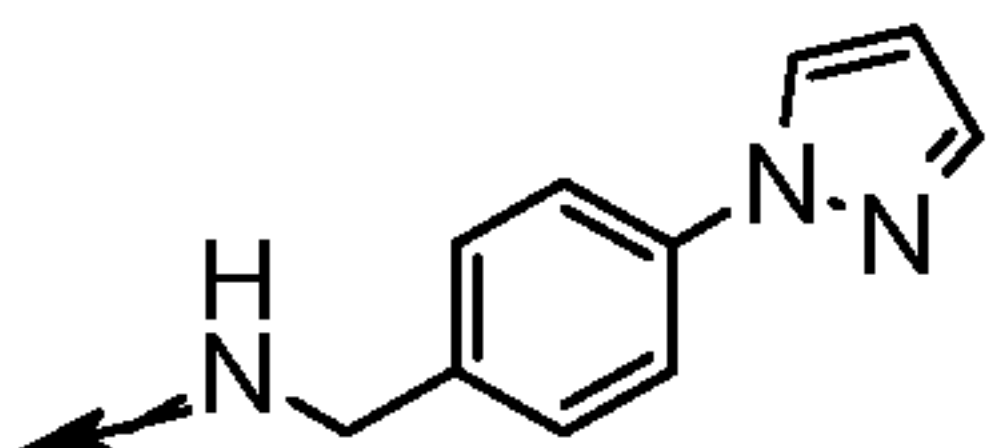
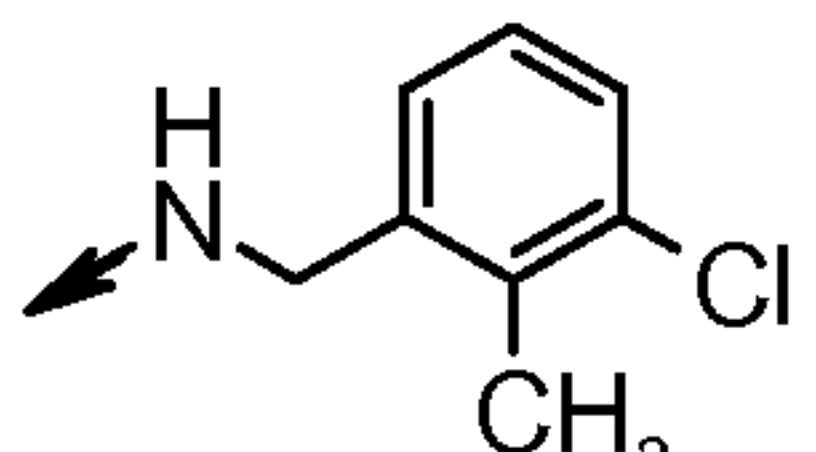
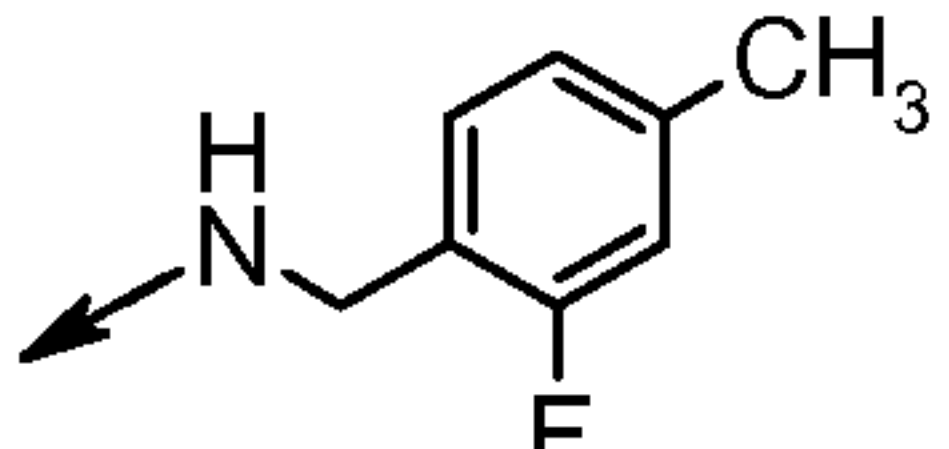
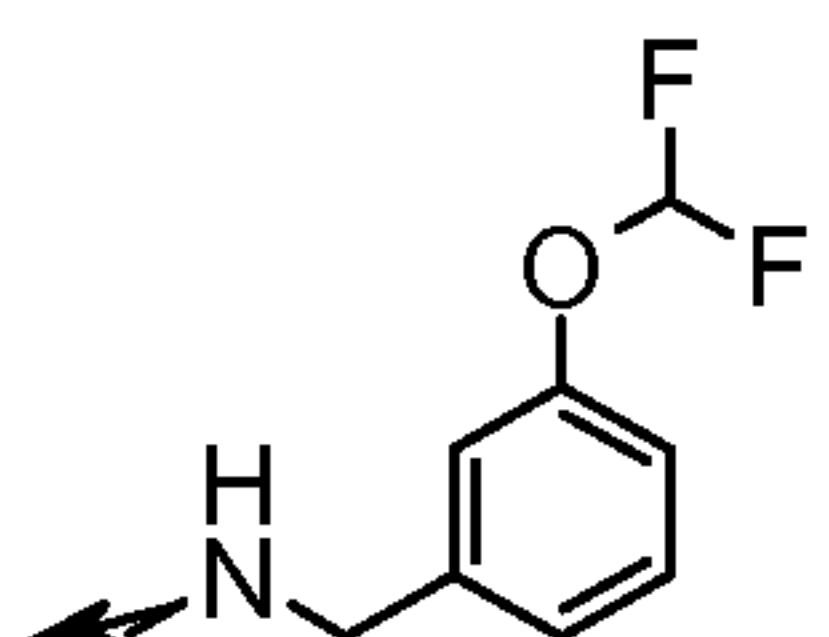
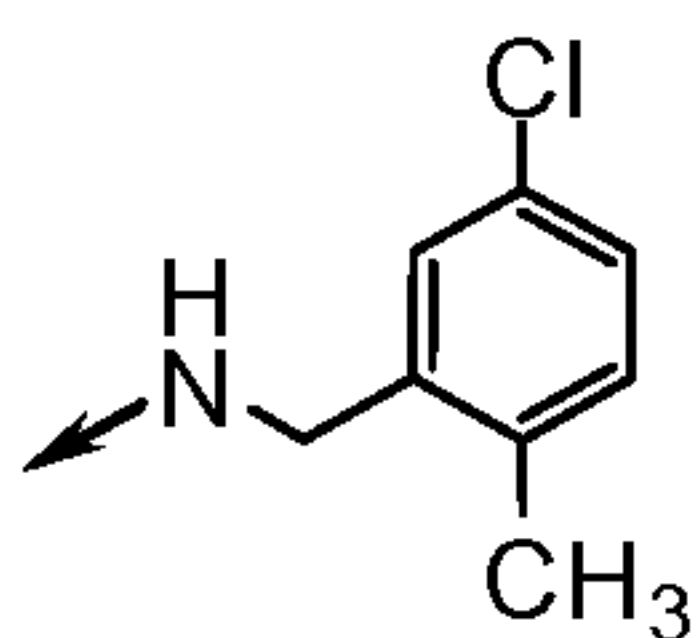
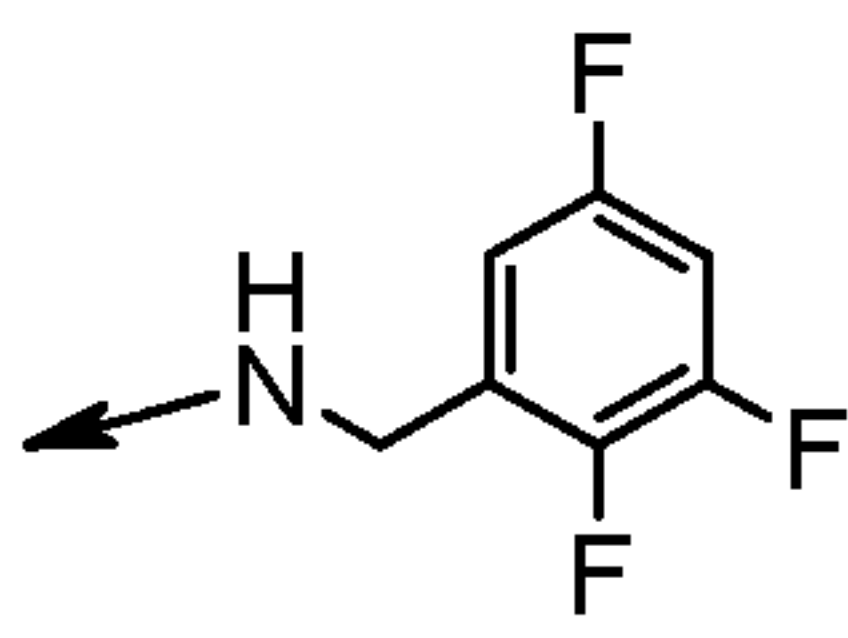
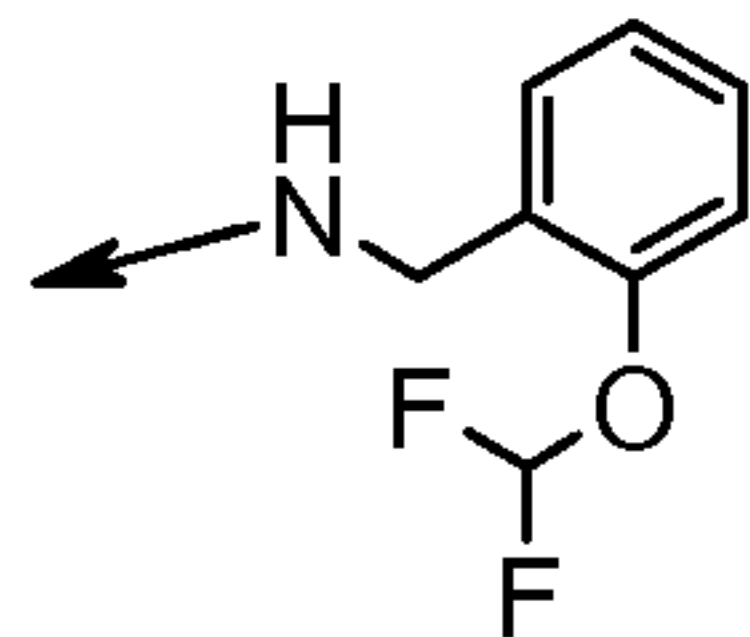
- 5 [0346] 4-{[(2,4-Dimethoxybenzyl)(1,3-thiazol-2-yl)amino]sulfonyl}benzoic acid
(**Preparation 99**, 50mg, 0.12mmol, 1eq), amine (0.13mmol, 1.1eq), Et₃N (40mg, 0.288mmol,
2.5eq), and 2-(1H-benzotriazol-1-yl)-1,1,1,3-tetramethyluronium tetrafluoroborate (TBTU,
44mg, 0.138mmol, 1.2eq) were combined in dimethylformamide (0.5ml) and the reaction
10 mixture stirred at room temperature for 1 to 18 hours. 4M HCl (4ml) was added and the
reaction stirred at room temperature for 2 hours, DCM (0.5ml) was added and the reaction
stirred for a further 30 minutes. The mixture was passed through a phase separation cartridge
and the organic phase evaporated in vacuo. TFA (0.8 mL) was added to the residue and the
mixture stirred for 2 hours. The reaction mixture was concentrated in vacuo and the residue
purified by preparative HPLC.

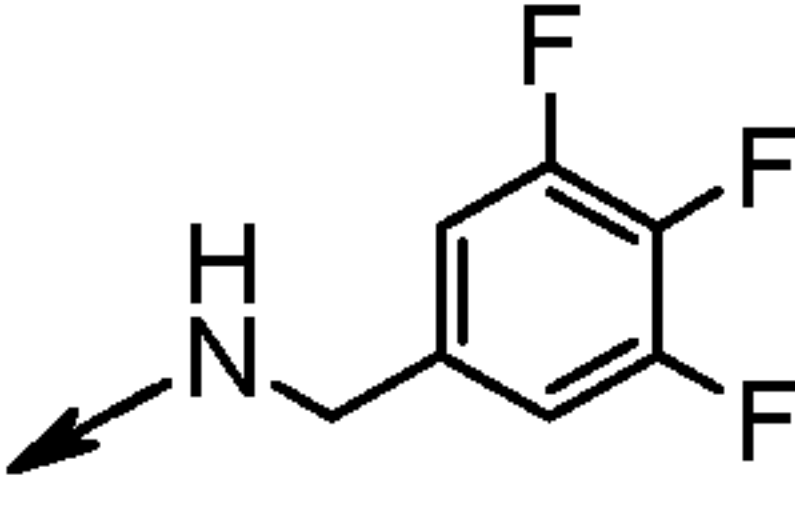
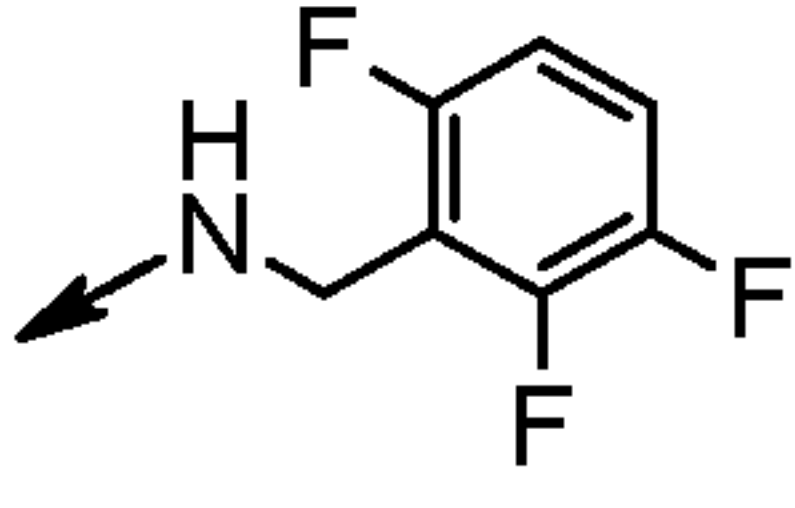
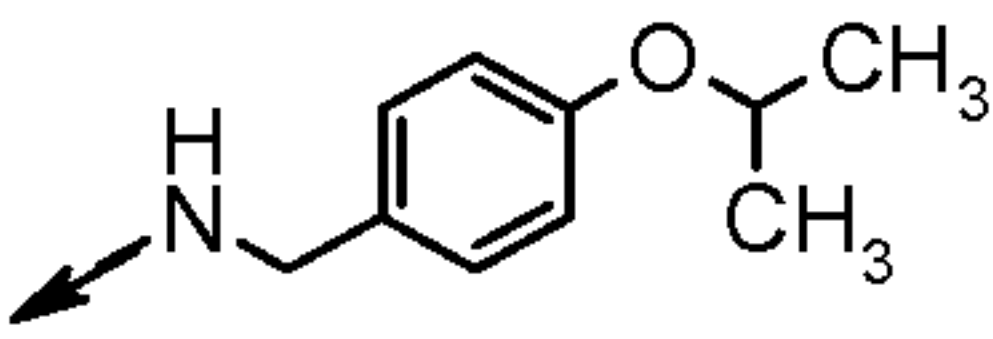
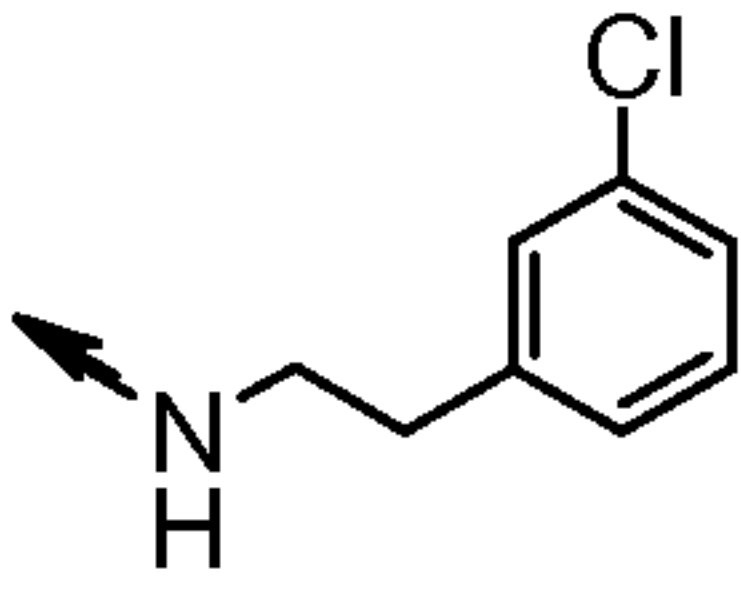
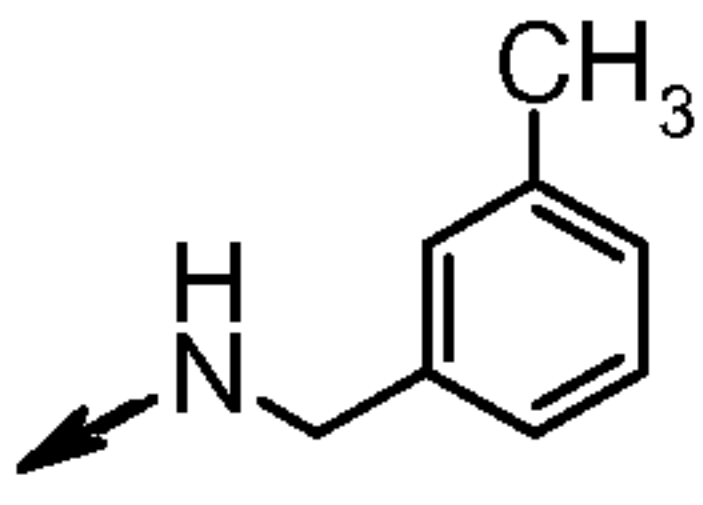
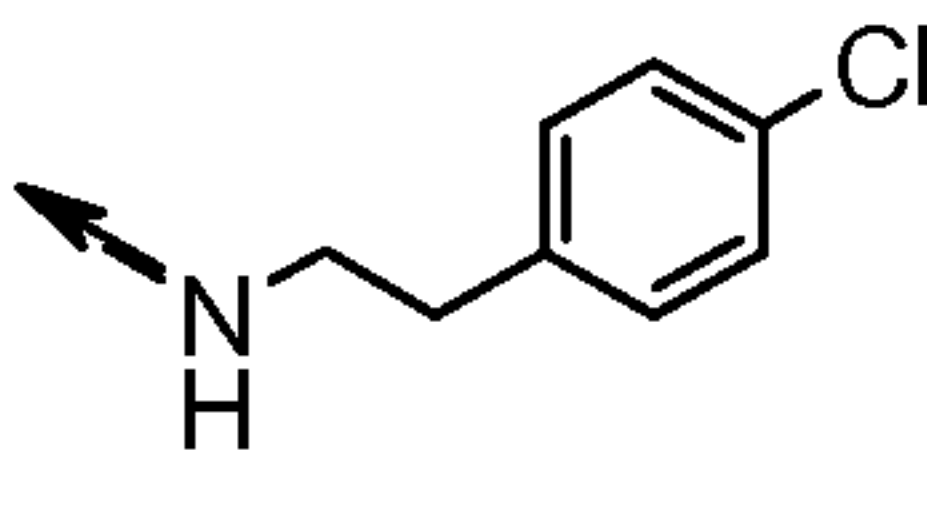
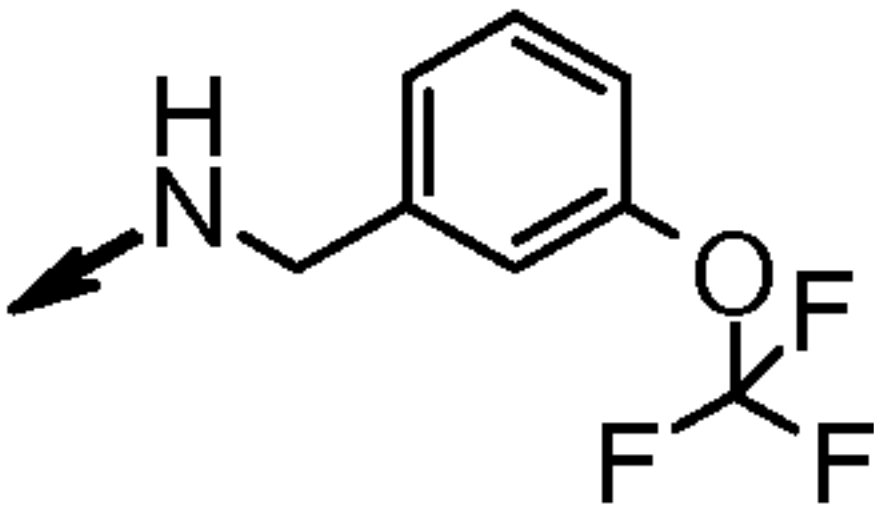
[0347] Amines used for the amide bond formation are commercially available, synthesized via known literature methods (referenced in table) or synthesized by analogous methods known to those skilled in the art.

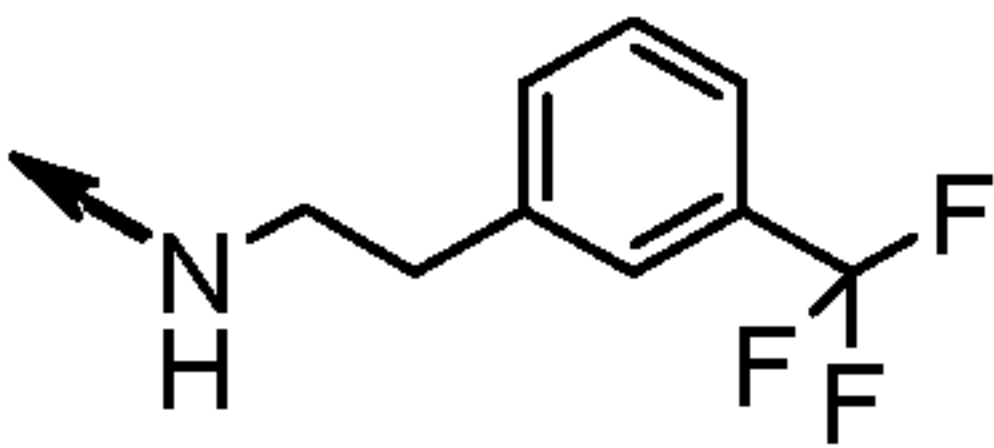
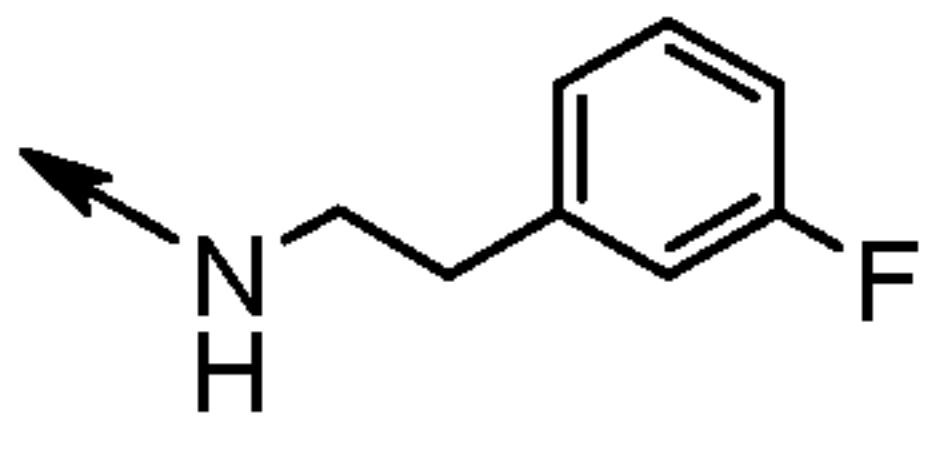
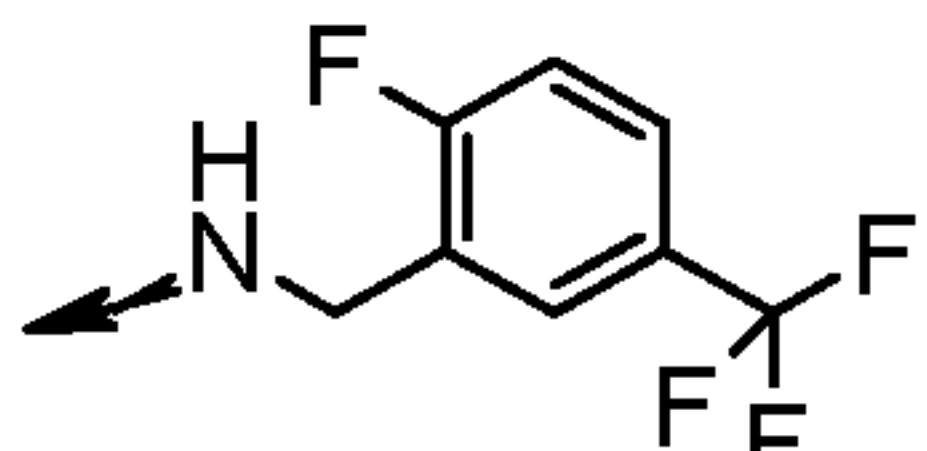
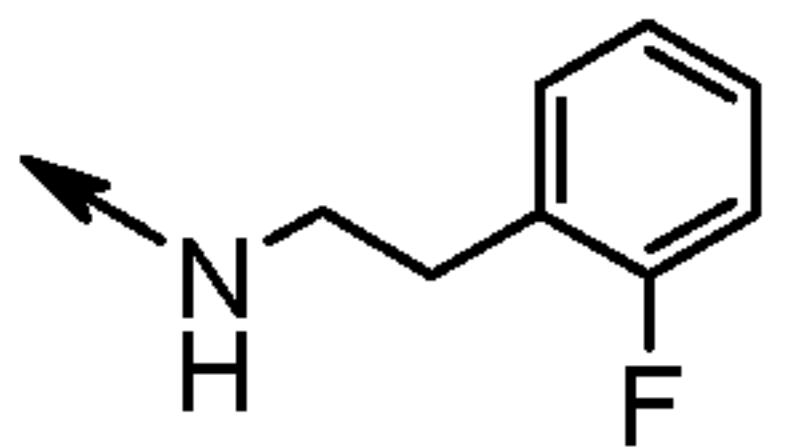
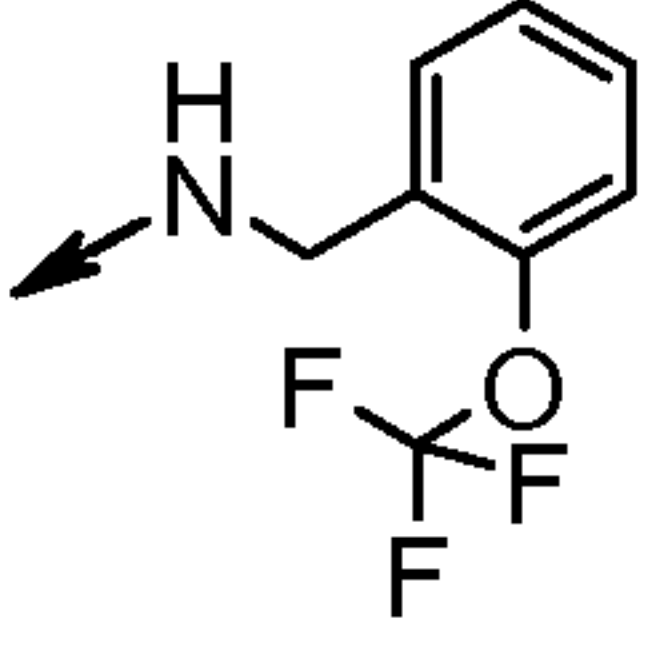
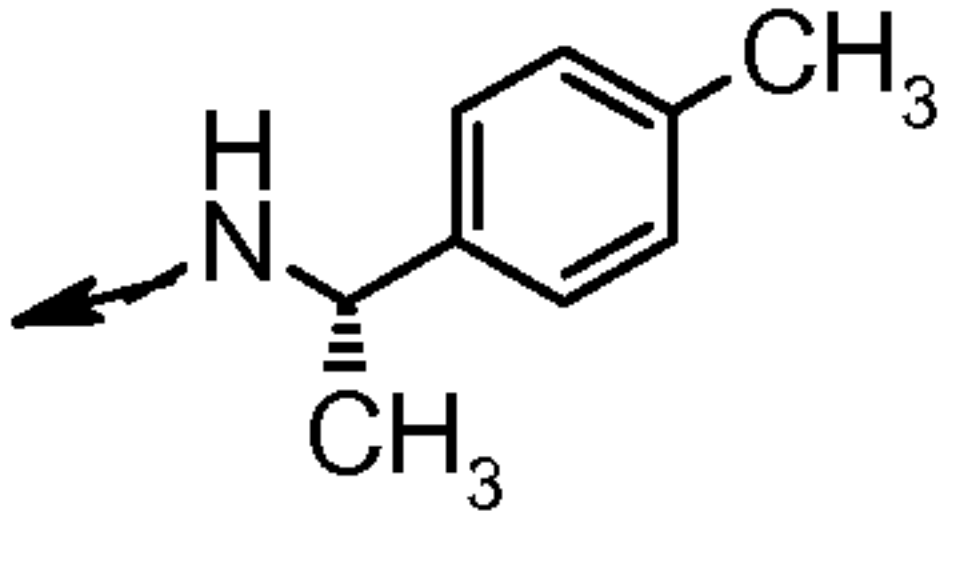
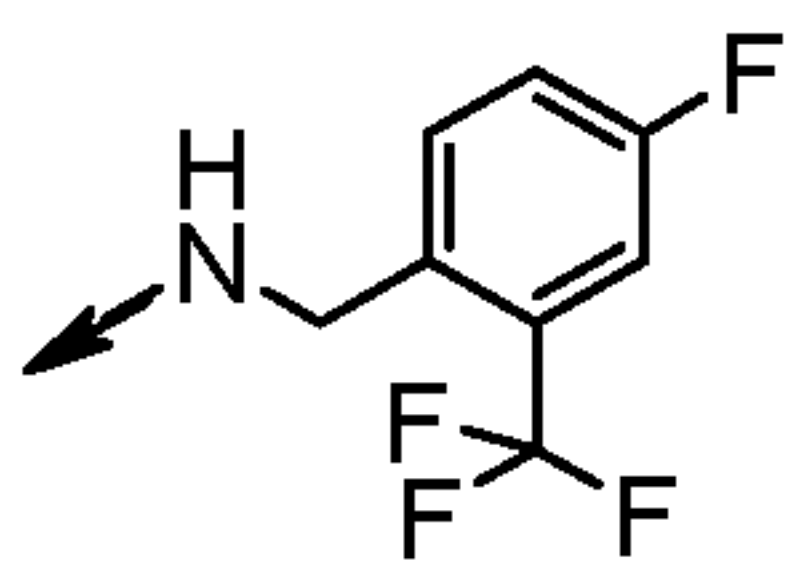
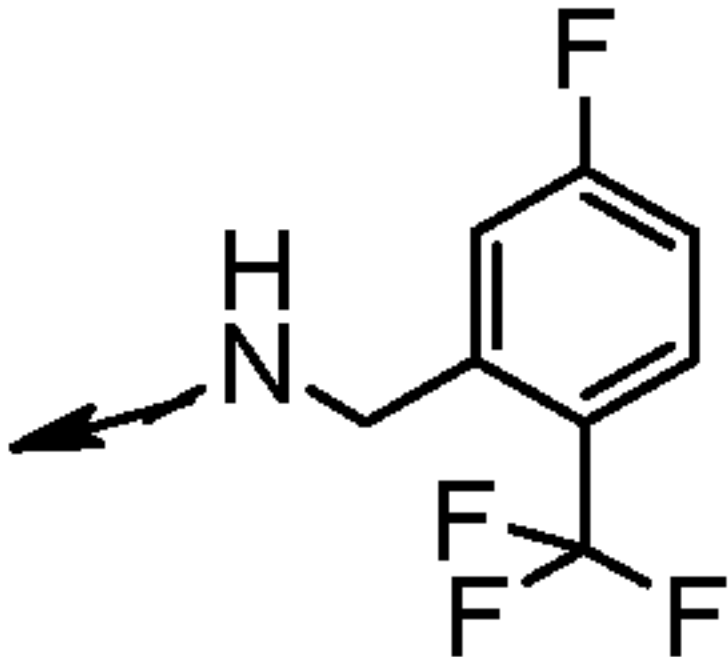
Table 4

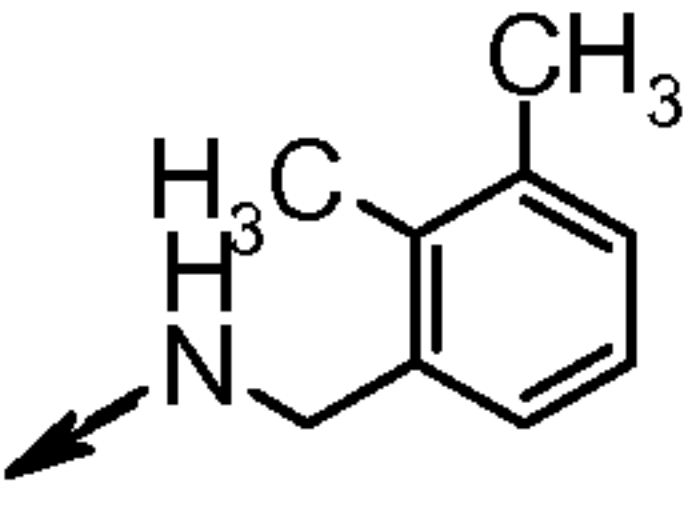
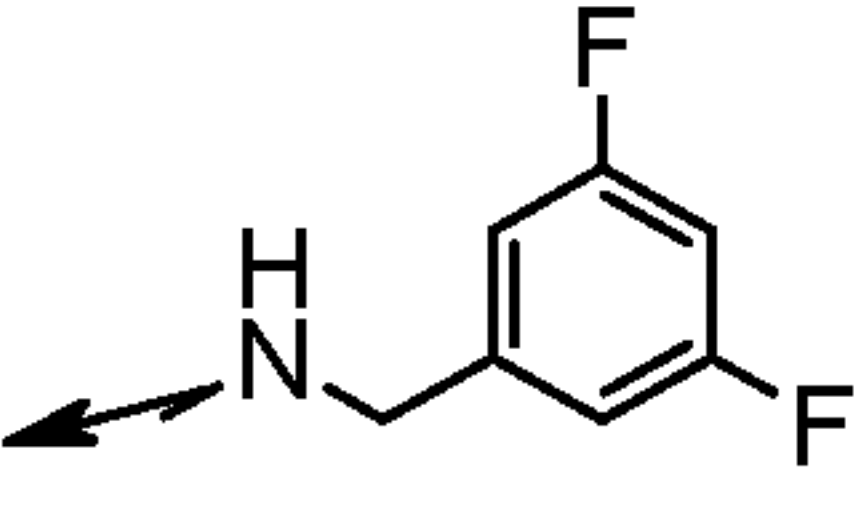
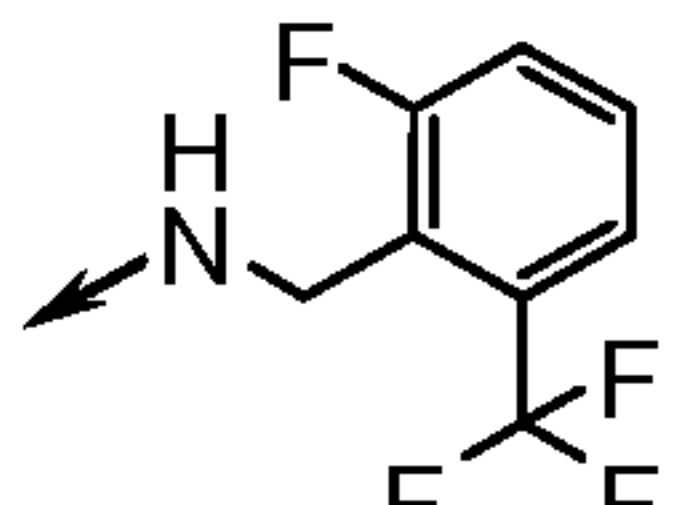
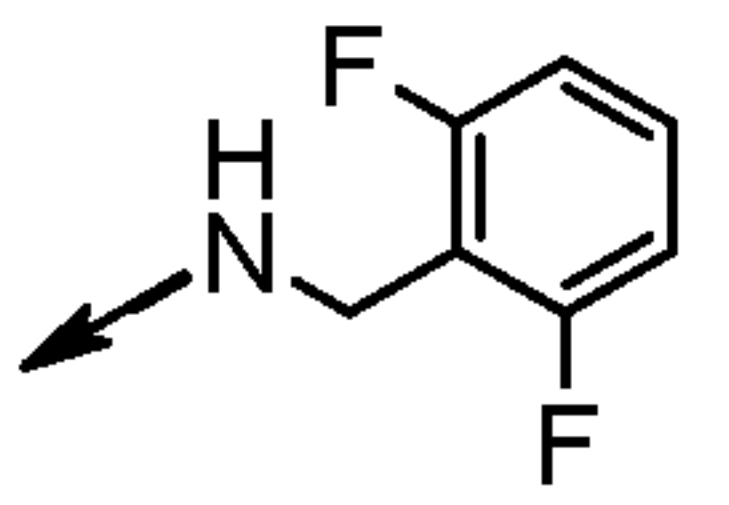
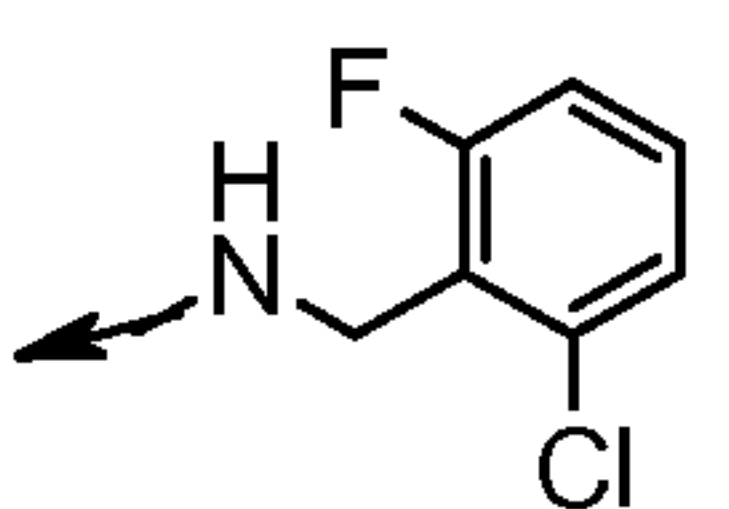
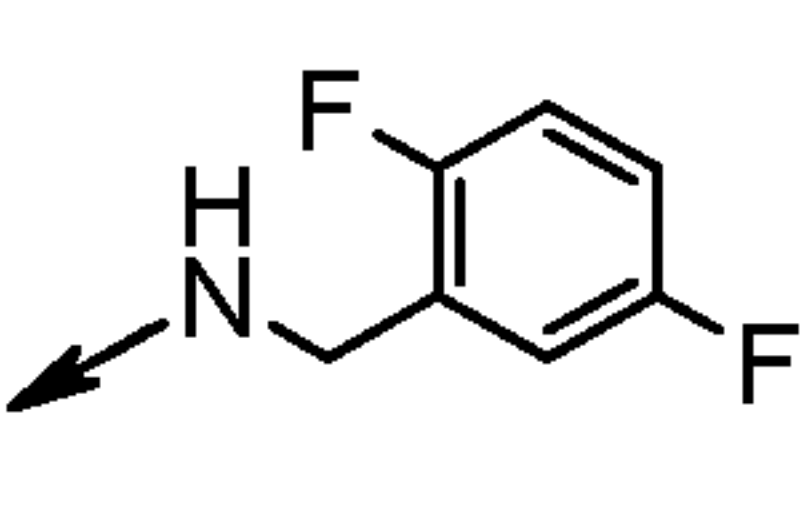
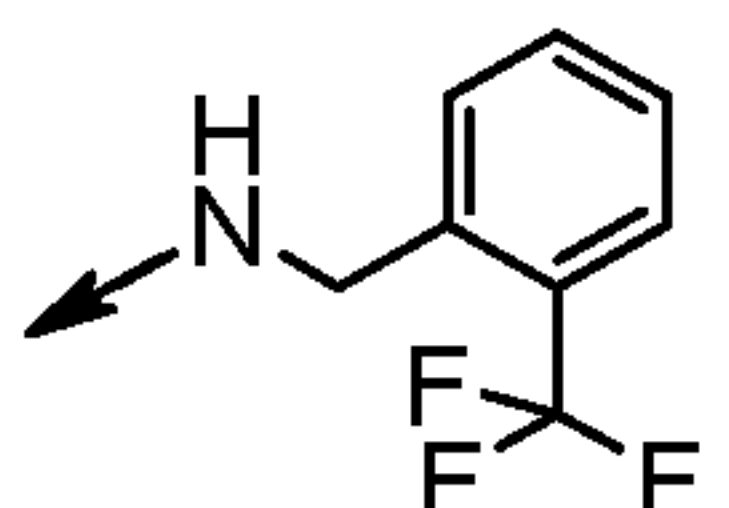
Example	Name	R	Data	Preparation Information
46	4-{{3-(2-Chlorophenyl)thiomorpholin-4-yl}carbonyl}-N-1,3-thiazol-2-yl benzenesulfonamide		LCMS Rt= 3.22min MS m/z 480 [MH] ⁺	using 2-(2-chlorophenyl) thiomorpholine
47	4-{{3-(3-Fluorobenzyl) piperidin-1-yl}carbonyl}-N-1,3-thiazol-2-yl benzenesulfonamide		LCMS Rt= 3.21min MS m/z 460 [MH] ⁺	using 3-(3-fluorobenzyl) piperidine
48	4-{{(3R)-3-phenyl morpholin-4-yl}carbonyl}-N-1,3-thiazol-2-yl benzenesulfonamide		LCMS Rt= 2.91min MS m/z 430 [MH] ⁺	using (3R)-3-phenyl morpholine
49	4-{{(3R,4R)-3-methyl-4-(phoxymethyl)pyrrolidin-1-yl}carbonyl}-N-1,3-thiazol-2-yl benzenesulfonamide		LCMS Rt= 3.12min MS m/z 458 [MH] ⁺	using (3R,4R)-3-methyl-4-(phoxymethyl) pyrrolidine
50	4-{{6-(2-Fluorobenzyl)-6-hydroxy-1,4-oxazepan-4-yl}carbonyl}-N-1,3-thiazol-2-ylbenzenesulfonamide	 Preparation 46	LCMS Rt= 2.74min MS m/z 492 [MH] ⁺	using 6-(2-fluorobenzyl)-1,4-oxazepan-6-ol hydrochloride
51	4-{{3-(3-Methylphenoxy)piperidin-1-yl}carbonyl}-N-1,3-thiazol-2-ylbenzenesulfonamide		LCMS Rt= 3.15min MS m/z	using 3-(3-methylphenoxy) piperidine

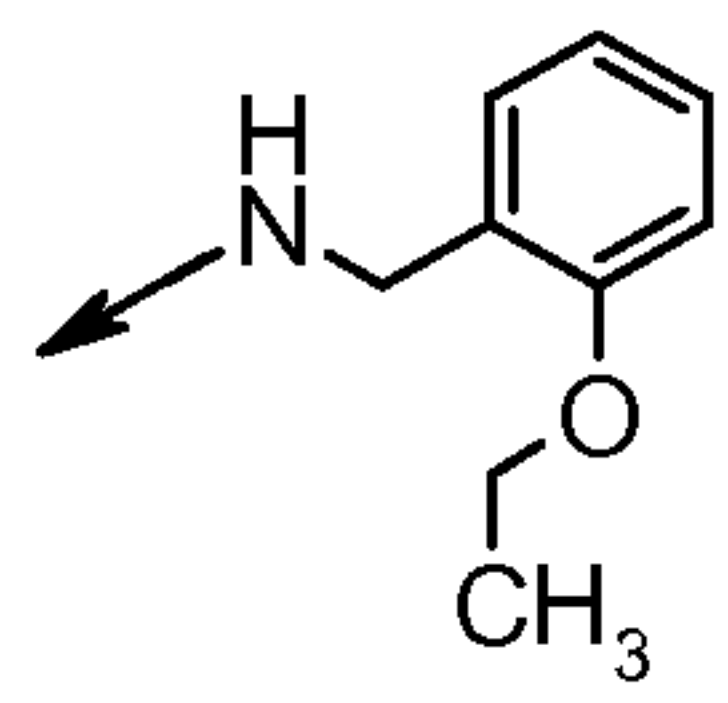
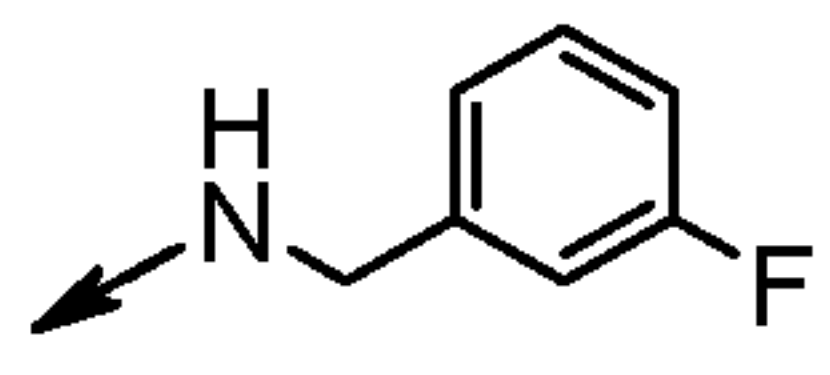
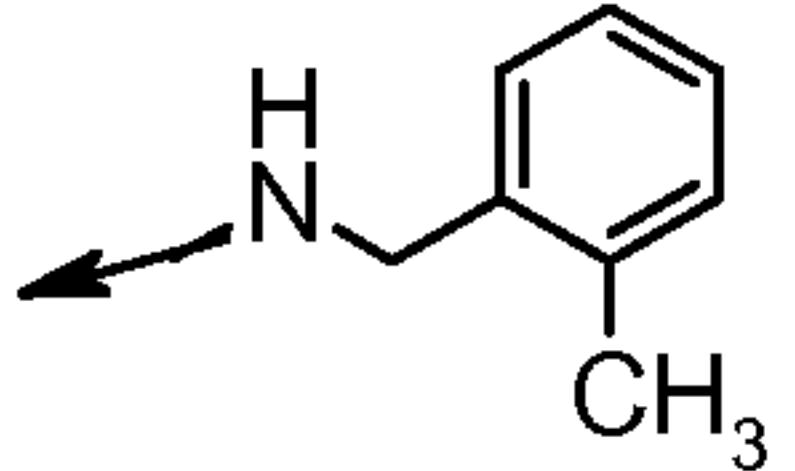
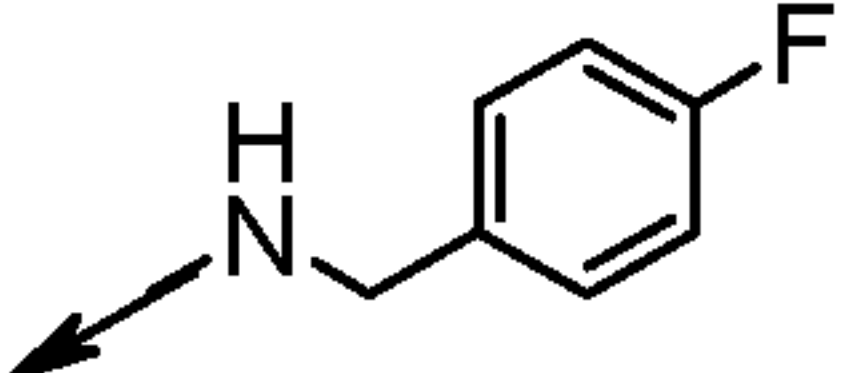
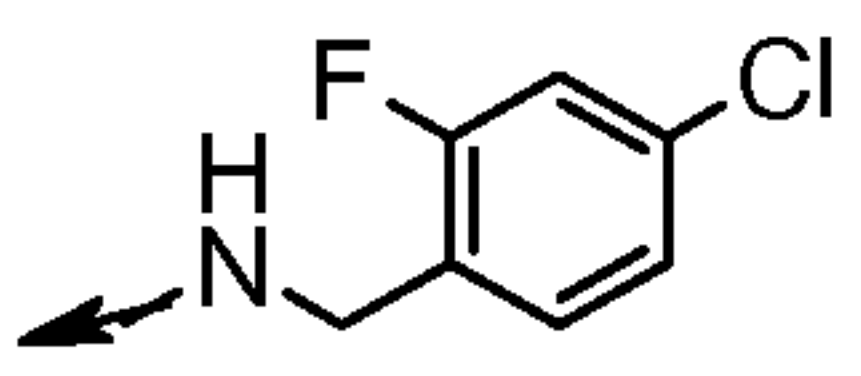
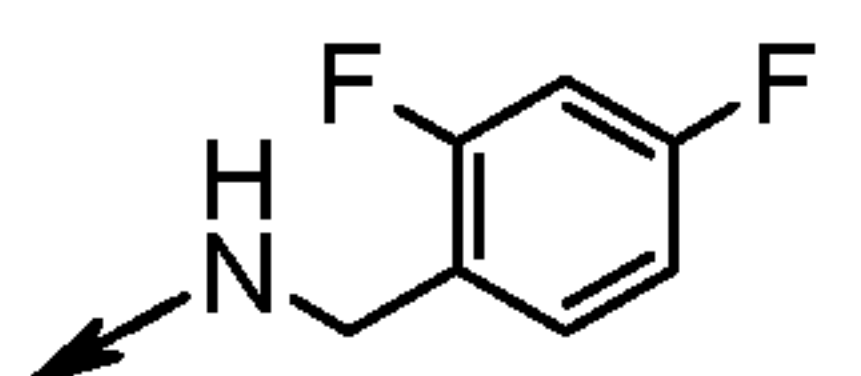
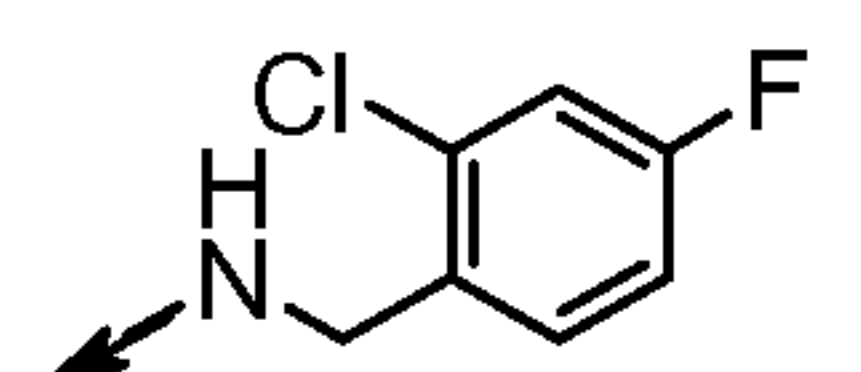
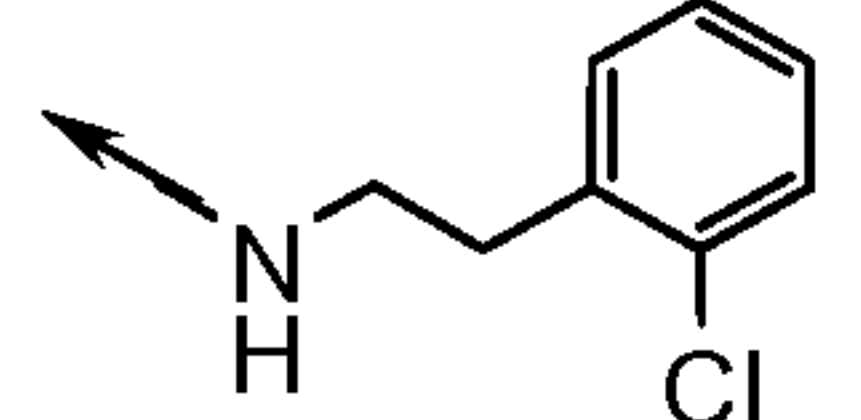
			458 [MH] ⁺	
52	4-[(4aR,9aS)-2,3,9,9a-tetrahydroindeno[2,1-b][1,4]oxazin-4(4aH)-ylcarbonyl]-N-1,3-thiazol-2-ylbenzenesulfonamide	 WO2007125398	LCMS Rt= 2.83min MS m/z 442 [MH] ⁺	using (4aR,9aS)- 2,3,4,4a,9,9a- hexahydroindeno [2,1- b][1,4]oxazine
53	4-[(4aS,9aR)-2,3,9,9a-tetrahydroindeno[2,1-b][1,4]oxazin-4(4aH)-ylcarbonyl]-N-1,3-thiazol-2-ylbenzenesulfonamide	 WO2006114606	LCMS Rt= 2.84min MS m/z 442 [MH] ⁺	using (4aS,9aR)- 2,3,4,4a,9,9a- hexahydroindeno [2,1- b][1,4]oxazine
54	N-(3-cyclopropyl-4-fluorobenzyl)-4-[(1,3-thiazol-2-ylamino) sulfonyl]benzamide	 Preparation 58	LCMS Rt= 2.21min MS m/z 432 [MH] ⁺	using 1-(3- cyclopropyl-4- fluorophenyl)met hanamine
55	N-(3-cyano-4-fluorobenzyl)-4-[(1,3-thiazol-2-ylamino) sulfonyl]benzamide		LCMS Rt= 1.98min MS m/z 417 [MH] ⁺	using 5- (Aminomethyl)- 2-fluoro benzonitrile
56	N-[1-(2-chlorophenyl)-2-hydroxyethyl]-4-[(1,3-thiazol-2-ylamino) sulfonyl]benzamide		LCMS Rt= 1.94min MS m/z 438 [MH] ⁺	using 2-Amino- 2-(2- chlorophenyl)eth anol
57	N-(2-hydroxy-1-phenylethyl)-4-[(1,3-thiazol-2-ylamino) sulfonyl]benzamide		LCMS Rt= 1.69min MS m/z 404 [MH] ⁺	using 2-amino-2- phenylethanol
58	N-(5-fluoro-2-methylbenzyl)-4-[(1,3-thiazol-2-ylamino) sulfonyl] benzamide		LCMS Rt= 2.08min MS m/z 406 [MH] ⁺	using 5-fluoro-2- methylbenzylami ne

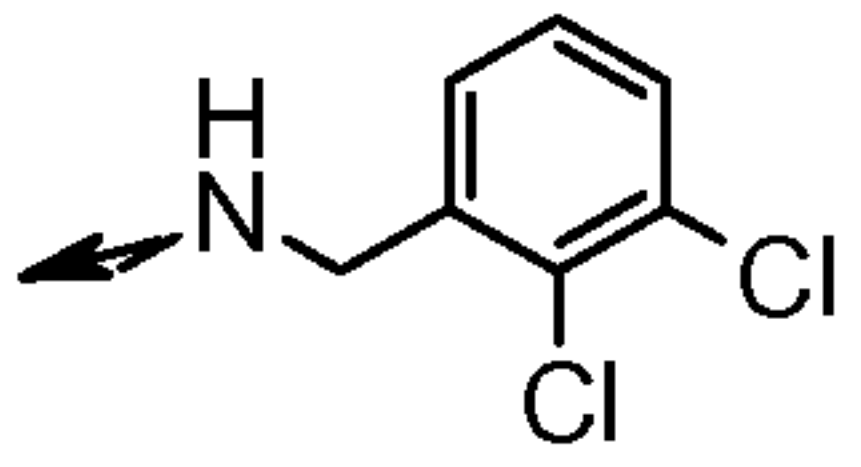
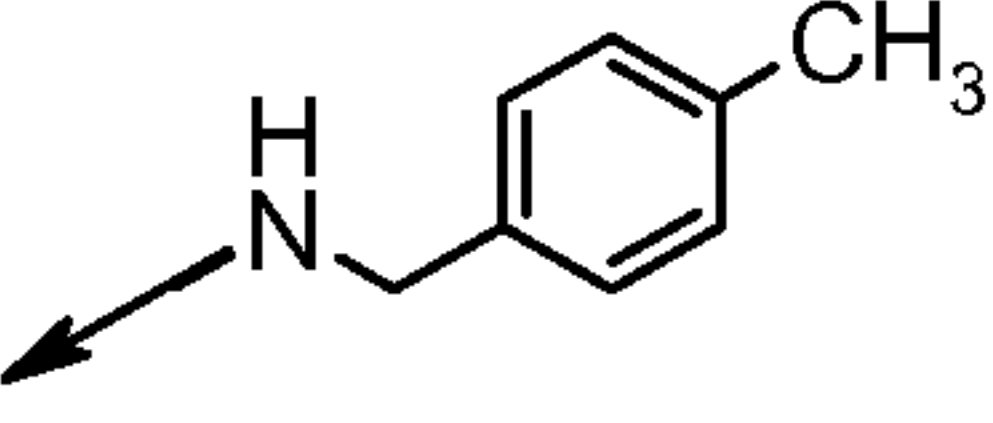
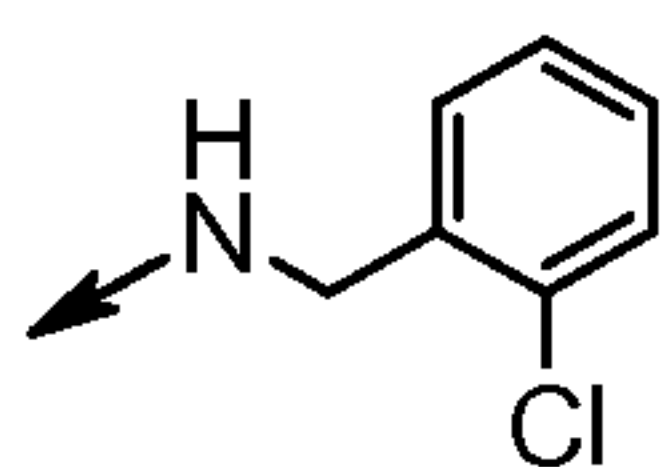
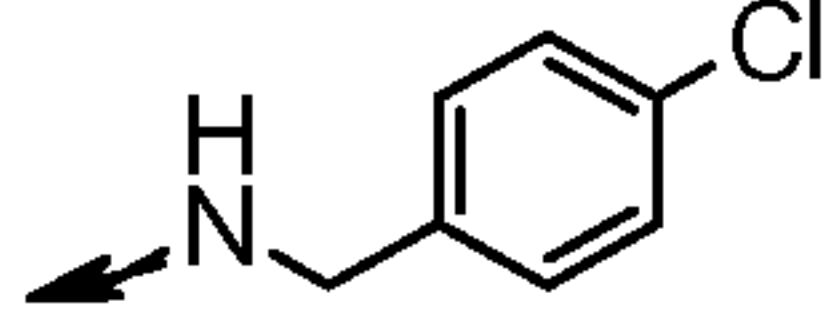
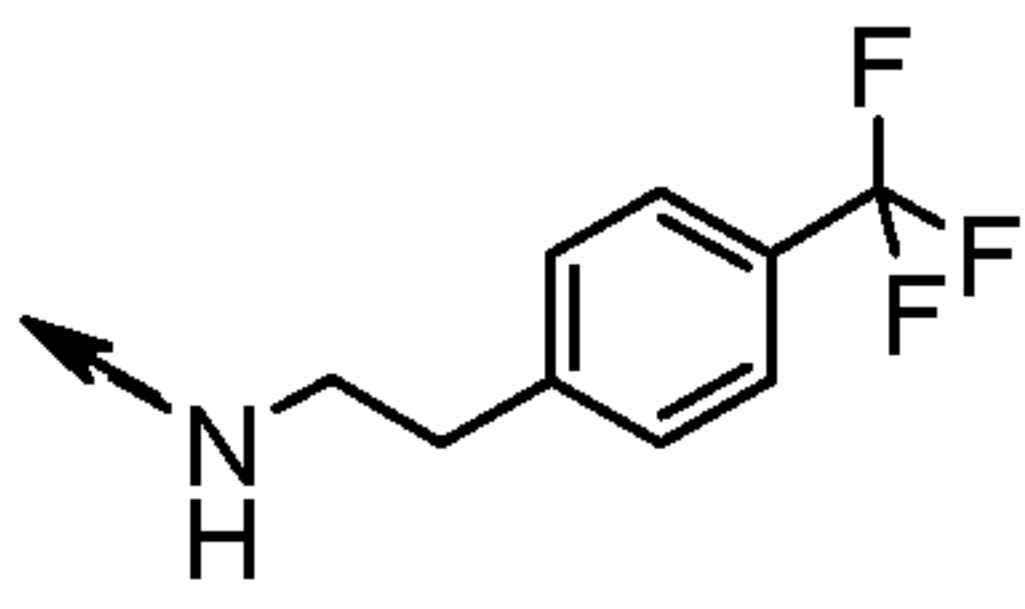
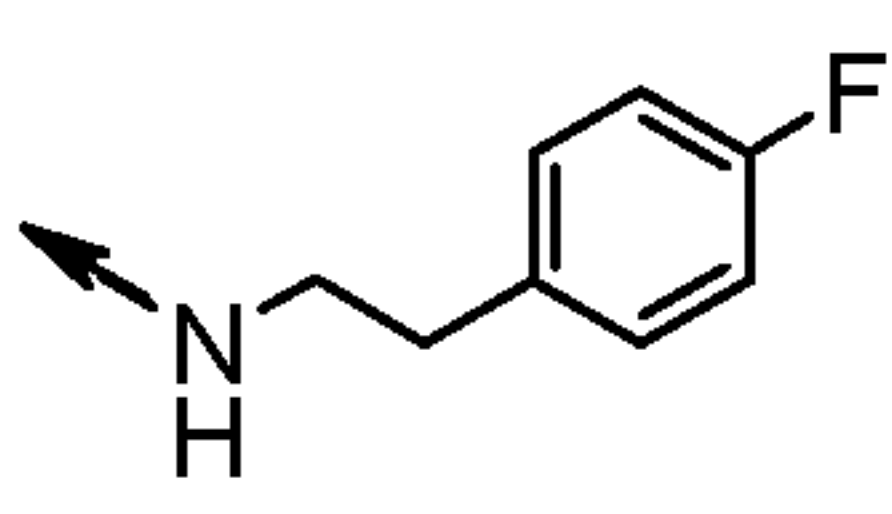
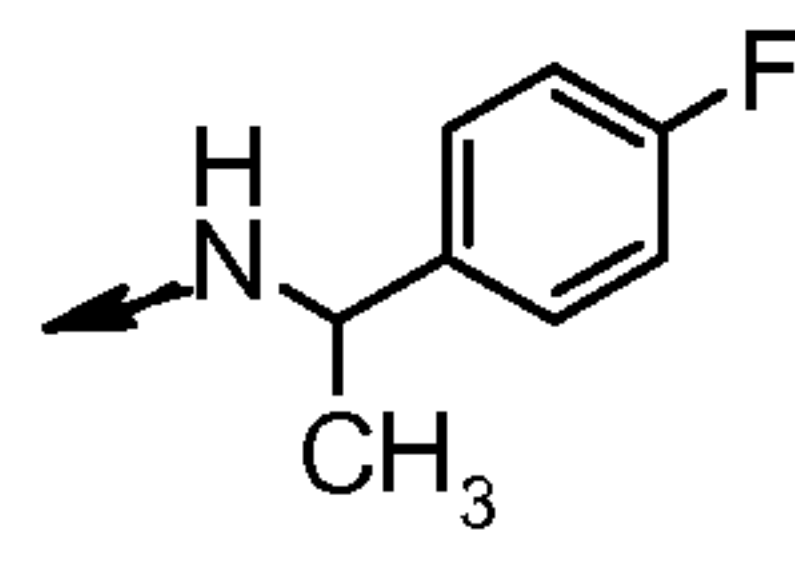
59	N-[3-(1H-pyrazol-1-yl)benzyl]-4-[(1,3-thiazol-2-ylamino)sulfonyl] benzamide		LCMS Rt= 2.01min MS m/z 440 [MH] ⁺	using 3-(1H-pyrazol-1-yl)benzylamine
60	N-[4-(1H-pyrazol-1-yl)benzyl]-4-[(1,3-thiazol-2-ylamino)sulfonyl] benzamide		LCMS Rt= 1.91min MS m/z 440 [MH] ⁺	using 4-(1H-pyrazol-1-yl)benzylamine
61	N-(3-chloro-2-methylbenzyl)-4-[(1,3-thiazol-2-ylamino)sulfonyl] benzamide		LCMS Rt= 2.23min MS m/z 422 [MH] ⁺	using 3-chloro-2-methylbenzylamine
62	N-(3-fluoro-4-methylbenzyl)-4-[(1,3-thiazol-2-ylamino)sulfonyl] benzamide		LCMS Rt= 2.07min MS m/z 406 [MH] ⁺	using 2-fluoro-4-methylbenzylamine
63	N-[3-(difluoromethoxy)benzyl]-4-[(1,3-thiazol-2-ylamino)sulfonyl] benzamide		LCMS Rt= 2.06min MS m/z 440 [MH] ⁺	using 3-(difluoromethoxy) benzylamine
64	N-(5-chloro-2-methylbenzyl)-4-[(1,3-thiazol-2-ylamino)sulfonyl] benzamide		LCMS Rt= 2.16min MS m/z 422 [MH] ⁺	using 3-chloro-2-methylbenzylamine
65	4-[(1,3-Thiazol-2-ylamino)sulfonyl]-N-(2,3,5-trifluorobenzyl) benzamide		LCMS Rt= 1.99min MS m/z 428 [MH] ⁺	using 2,3,5-trifluoro benzylamine
66	N-[2-(difluoromethoxy)benzyl]-4-[(1,3-thiazol-2-ylamino)sulfonyl] benzamide		LCMS Rt= 2.08min MS m/z	using 2-(difluoromethoxy) benzylamine

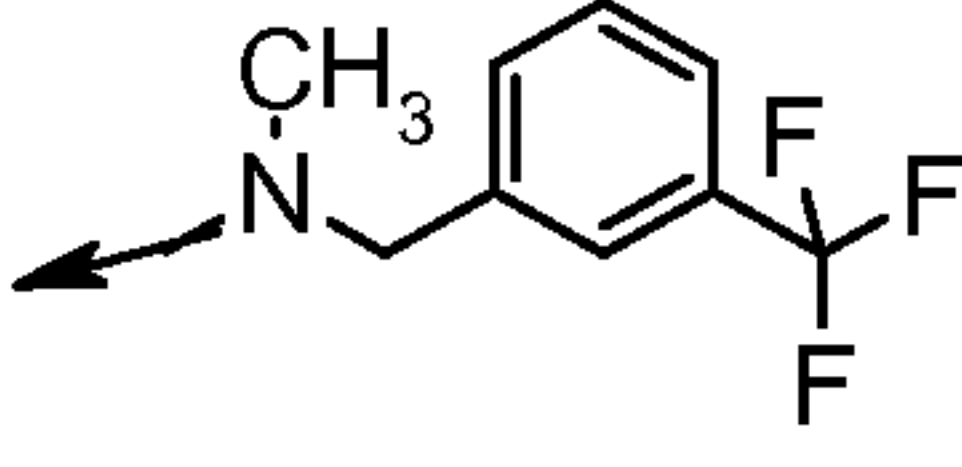
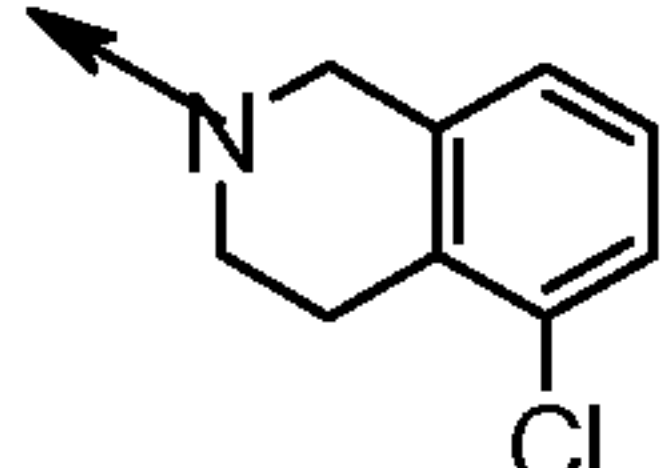
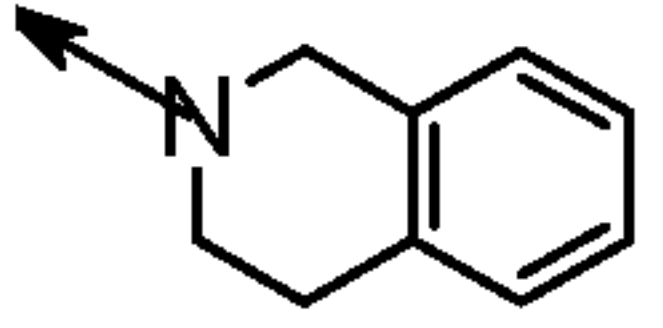
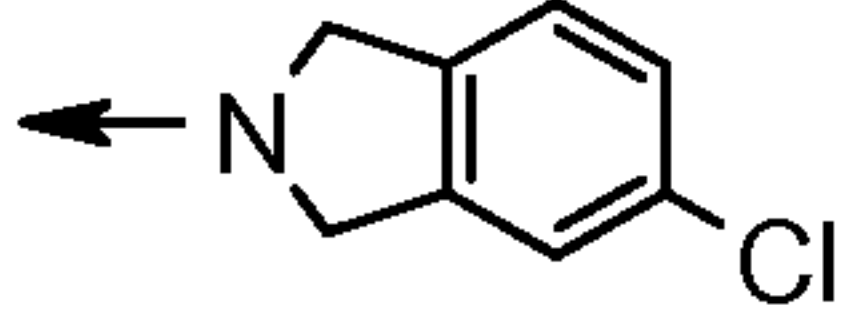
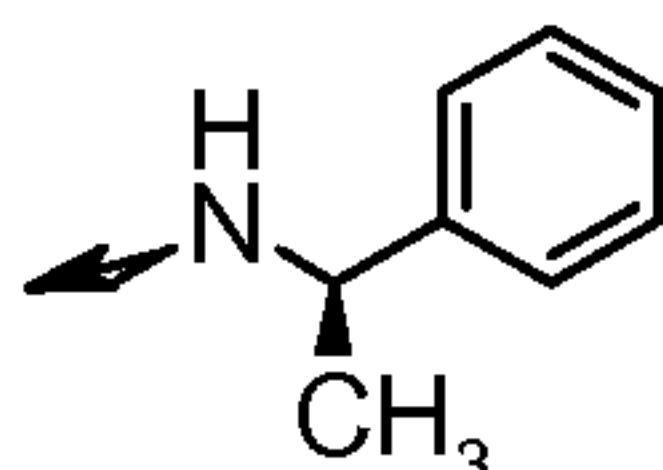
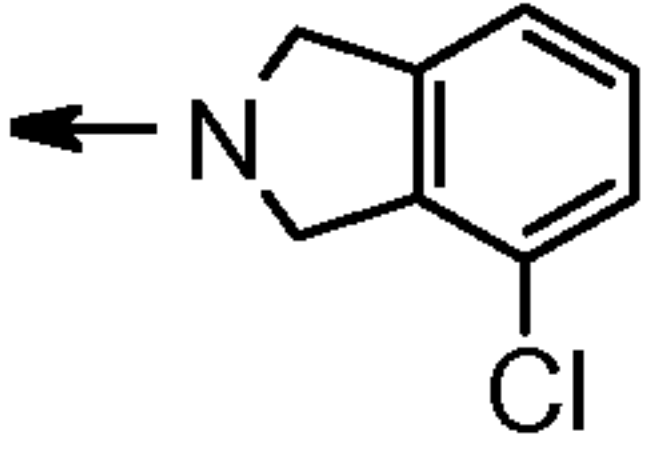
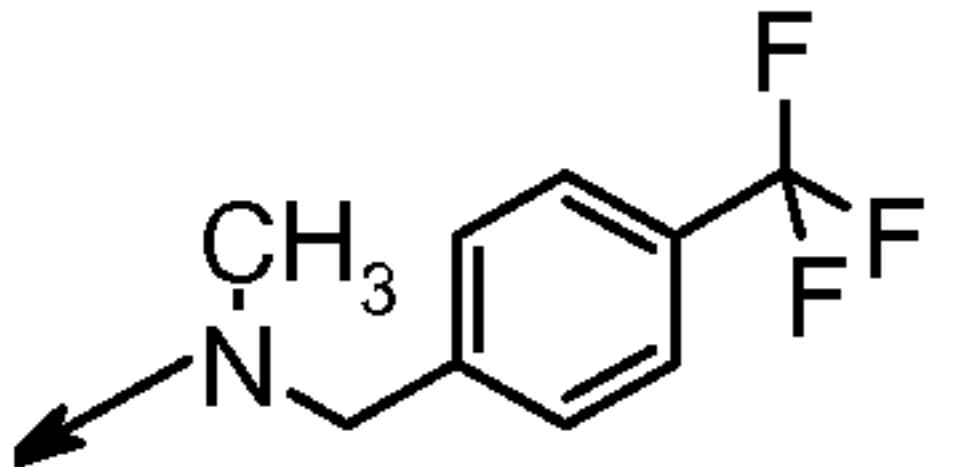
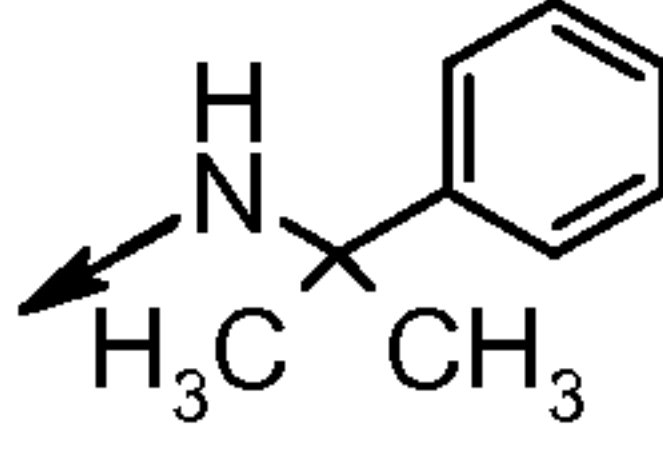
			440 [MH] ⁺	
67	4-[(1,3-Thiazol-2-ylamino)sulfonyl]-N-(3,4,5-trifluorobenzyl)benzamide		LCMS Rt= 428min MS m/z 2.97 [MH] ⁺	using 3,4,5-trifluoro benzylamine
68	4-[(1,3-Thiazol-2-ylamino)sulfonyl]-N-(2,3,6-trifluorobenzyl)benzamide		LCMS Rt= 2.87min MS m/z 426 [M-H]	using 2,3,6-trifluoro benzylamine
69	4-[(1,3-Thiazol-2-ylamino)sulfonyl]-N-(4-isopropoxybenzyl)benzamide		LCMS Rt= 2.07min MS m/z 440 [MH] ⁺	using 3-isopropoxybenzylamine
70	N-[2-(3-chlorophenyl)ethyl]-4-[(1,3-thiazol-2-ylamino)sulfonyl]benzamide		LCMS Rt= 2.13min MS m/z 422 [MH] ⁺	using 2-(3-chlorophenyl) ethylamine
71	N-(3-methylbenzyl)-4-[(1,3-thiazol-2-ylamino)sulfonyl]benzamide		LCMS Rt= 2.09min MS m/z 388 [MH] ⁺	using 3-methyl benzylamine
72	N-[2-(4-chlorophenyl)ethyl]-4-[(1,3-thiazol-2-ylamino)sulfonyl]benzamide		LCMS Rt= 2.13min MS m/z 422 [MH] ⁺	using 2-(4-chlorophenyl) ethylamine
73	4-[(1,3-Thiazol-2-ylamino)sulfonyl]-N-[3-(trifluoromethoxy)benzyl]benzamide		LCMS Rt= 2.22min MS m/z 458 [MH] ⁺	using 3-(trifluoromethoxy) benzylamine

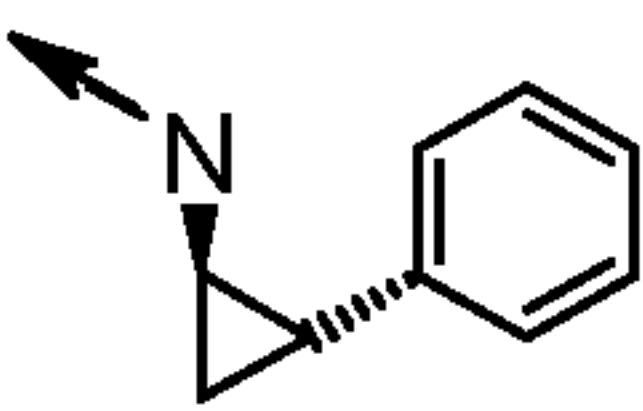
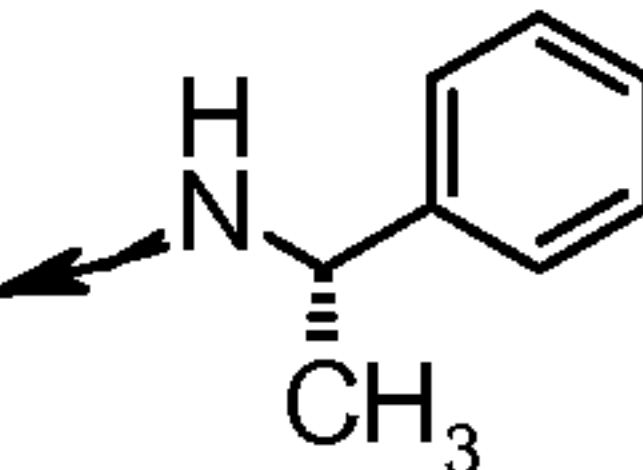
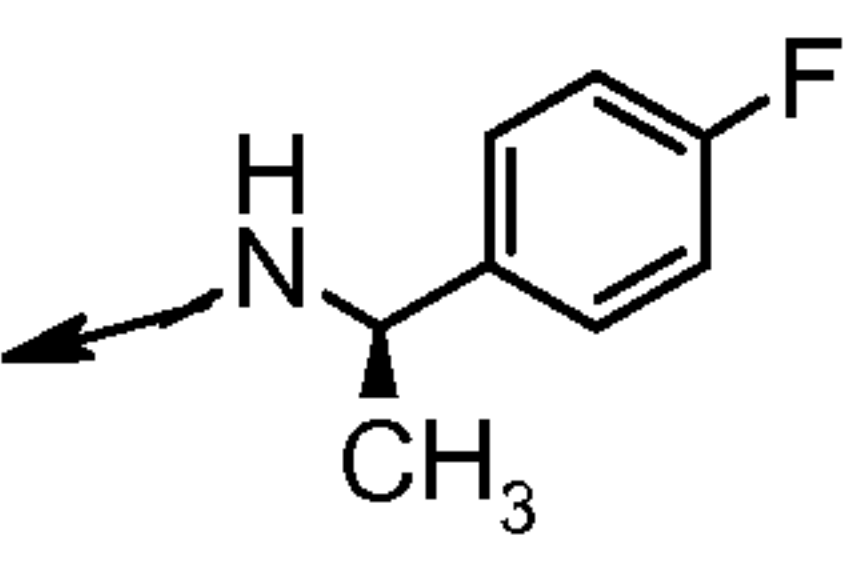
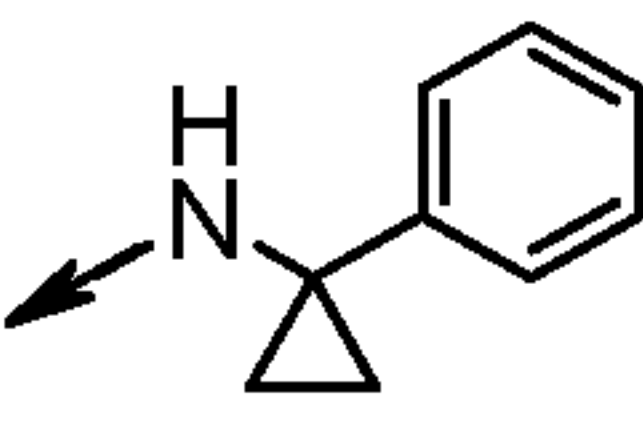
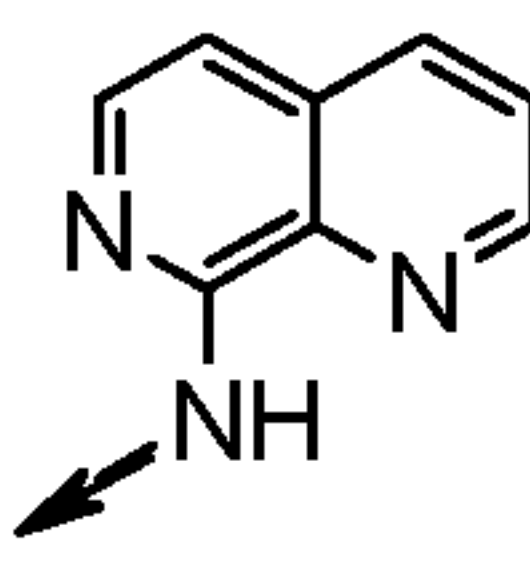
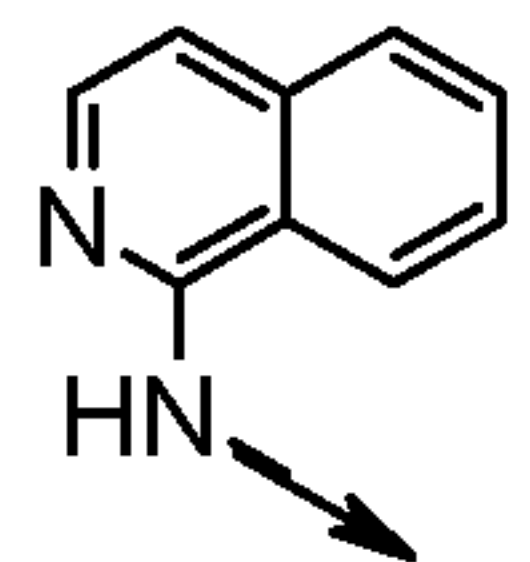
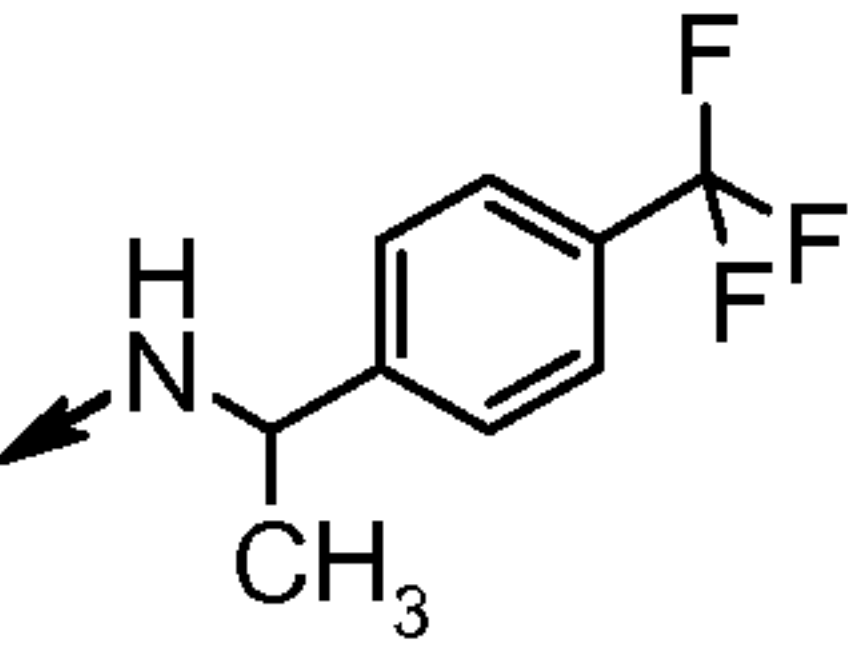
74	4-[(1,3-Thiazol-2-ylamino)sulfonyl]-N-{2-[3-(trifluoromethyl)phenyl]ethyl}benzamide		LCMS Rt= 2.23min MS m/z 456 [MH] ⁺	using 2-[3-(trifluoromethyl)phenyl]ethylamine
75	N-[2-(3-fluorophenyl)ethyl]-4-[(1,3-thiazol-2-ylamino)sulfonyl]benzamide		LCMS Rt= 2.09min MS m/z 406 [MH] ⁺	using 2-(3-fluorophenyl)ethylamine
76	N-[2-fluoro-5-(trifluoromethyl)benzyl]-4-[(1,3-thiazol-2-ylamino)sulfonyl]benzamide		LCMS Rt= 2.23min MS m/z 460 [MH] ⁺	using 2-fluoro-5-(trifluoromethyl)benzylamine
77	N-[2-(2-fluorophenyl)ethyl]-4-[(1,3-thiazol-2-ylamino)sulfonyl]benzamide		LCMS Rt= 1.99min MS m/z 406 [MH] ⁺	using 2-(2-fluorophenyl)ethylamine
78	4-[(1,3-Thiazol-2-ylamino)sulfonyl]-N-[2-(trifluoromethoxy)benzyl]benzamide		LCMS Rt= 2.24min MS m/z 458 [MH] ⁺	using 2-(trifluoromethoxy)benzylamine
79	N-[(1S)-1-(4-methylphenyl)ethyl]-4-[(1,3-thiazol-2-ylamino)sulfonyl]benzamide		LCMS Rt= 2.13min MS m/z 402 [MH] ⁺	using (1S)-1-(4-methylphenyl)ethylamine
80	N-[4-fluoro-2-(trifluoromethyl)benzyl]-4-[(1,3-thiazol-2-ylamino)sulfonyl]benzamide		LCMS Rt= 2.23min MS m/z 460 [MH] ⁺	using 4-fluoro-2-(trifluoromethyl)benzylamine
81	N-[5-fluoro-2-(trifluoromethyl)benzyl]-4-[(1,3-thiazol-2-ylamino)sulfonyl]benzamide		LCMS Rt= 2.24min MS m/z	using 5-fluoro-2-(trifluoromethyl)benzylamine

			460 [MH] ⁺	
82	N-(2,3-dimethylbenzyl)-4-[(1,3-thiazol-2-yl amino)sulfonyl]benzamide		LCMS Rt= 2.07min MS m/z 402 [MH] ⁺	using 2,3-dimethylbenzyl amine
83	N-(3,5-difluorobenzyl)-4-[(1,3-thiazol-2-yl amino)sulfonyl]benzamide		LCMS Rt= 1.98min MS m/z 410 [MH] ⁺	using 3,5-difluorobenzyl amine
84	N-[2-fluoro-6-(trifluoromethyl)benzyl]-4-[(1,3-thiazol-2-yl amino)sulfonyl]benzamide		LCMS Rt= 2.15min MS m/z 460 [MH] ⁺	using 2-fluoro-6-(trifluoromethyl) benzylamine
85	N-(2,6-difluorobenzyl)-4-[(1,3-thiazol-2-yl amino)sulfonyl]benzamide		LCMS Rt= 2.91min MS m/z 410 [MH] ⁺	using 2,6-difluorobenzyl amine
86	N-(2-chloro-6-fluorobenzyl)-4-[(1,3-thiazol-2-yl amino)sulfonyl]benzamide		LCMS Rt= 2.09min MS m/z 426 [MH] ⁺	using 2-chloro-6-fluorobenzyl amine
87	N-(2,5-difluorobenzyl)-4-[(1,3-thiazol-2-yl amino)sulfonyl]benzamide		LCMS Rt= 1.91min MS m/z 410 [MH] ⁺	using 2,5-difluorobenzyl amine
88	4-[(1,3-Thiazol-2-ylamino)sulfonyl]-N-[2-(trifluoromethyl) benzyl]benzamide		LCMS Rt= 2.16min MS m/z 442 [MH] ⁺	using 2-(trifluoromethyl) benzylamine

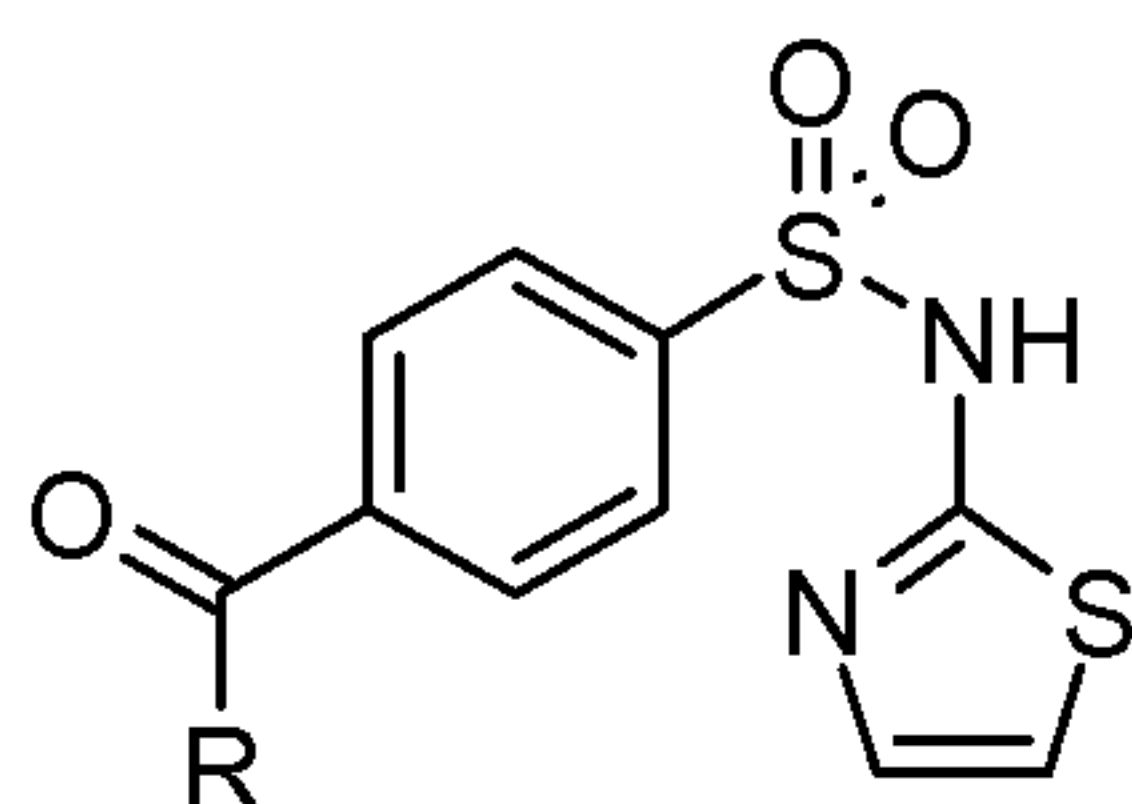
89	N-(2-ethoxybenzyl)-4-[(1,3-thiazol-2-yl amino)sulfonyl]benzamide		LCMS Rt= 2.15min MS m/z 418 [MH] ⁺	using 2-ethoxy benzylamine
90	N-(3-fluorobenzyl)-4-[(1,3-thiazol-2-ylamino)sulfonyl]benzamide		LCMS Rt= 1.91min MS m/z 392 [MH] ⁺	using 3- fluorobenzyl amine
91	N-(2-methylbenzyl)-4-[(1,3-thiazol-2-ylamino)sulfonyl]benzamide		LCMS Rt= 1.99min MS m/z 388 [MH] ⁺	using 2- methylbenzyl amine
92	N-(4-fluorobenzyl)-4-[(1,3-thiazol-2-ylamino)sulfonyl]benzamide		LCMS Rt= 1.93min MS m/z 392 [MH] ⁺	using 4- fluorobenzyl amine
93	N-(4-chloro-2-fluorobenzyl)-4-[(1,3-thiazol-2-ylamino)sulfonyl]benzamide		LCMS Rt= 2.16min MS m/z 426 [MH] ⁺	using 4-chloro-2- fluorobenzyl amine
94	N-(2,4-difluorobenzyl)-4-[(1,3-thiazol-2-yl amino)sulfonyl]benzamide		LCMS Rt= 1.99min MS m/z 410 [MH] ⁺	using 2,4- difluorobenzyl amine
95	N-(2-chloro-4-fluorobenzyl)-4-[(1,3-thiazol-2-yl amino)sulfonyl]benzamide		LCMS Rt= 2.06min MS m/z 426 [MH] ⁺	using 2-chloro-4- fluorobenzyl amine
96	N-[2-(2-chlorophenyl)ethyl]-4-[(1,3-thiazol-2-yl amino)sulfonyl]benzamide		LCMS Rt= 2.16min MS m/z	using 2-(2- chlorophenyl) ethylamine

			422 [MH] ⁺	
97	N-(2,3-dichlorobenzyl)-4-[(1,3-thiazol-2-yl amino)sulfonyl]benzamide		LCMS Rt= 2.23min MS m/z 441[MH] +	using 2,3- dichlorobenzyl amine
98	N-(4-methylbenzyl)-4-[(1,3-thiazol-2-yl amino)sulfonyl]benzamide		LCMS Rt= 1.99min MS m/z 388 [MH] ⁺	using 4- methylbenzyl amine
99	N-(2-chlorobenzyl)-4-[(1,3-thiazol-2-yl amino)sulfonyl]benzamide		LCMS Rt= 3.0min MS m/z 408 [MH] ⁺	using 2- chlorobenzyl amine
100	N-(4-chlorobenzyl)-4-[(1,3-thiazol-2-yl amino)sulfonyl]benzamide		LCMS Rt= 2.06min MS m/z 408 [MH] ⁺	using 4- chlorobenzyl amine
101	4-[(1,3-Thiazol-2-ylamino)sulfonyl]-N-{2-[4-(trifluoromethyl)phenyl]ethyl}benzamide		LCMS Rt= 2.23min MS m/z 456 [MH] ⁺	using 2-[4- (trifluoromethyl) phenylamine
102	N-[2-(4-fluorophenyl)ethyl]-4-[(1,3-thiazol-2-ylamino)sulfonyl]benzamide		LCMS Rt= 1.99min MS m/z 406 [MH] ⁺	using 2-(4- fluorophenyl)eth ylamine
103	N-[1-(4-fluorophenyl)ethyl]-4-[(1,3-thiazol-2-ylamino)sulfonyl]benzamide		LCMS Rt= 2.99min MS m/z 406 [MH] ⁺	using 1-(4- fluorophenyl)eth ylamine

104	N-methyl-4-[(1,3-thiazol-2-ylamino)sulfonyl]-N-[3-(trifluoromethyl)benzyl] benzamide		LCMS Rt= 3.12min MS m/z 456 [MH] ⁺	using N-methyl-3-(trifluoromethyl) benzylamine
105	4-[(5-Chloro-3,4-dihydroisoquinolin-2(1H)-yl)carbonyl]-N-1,3-thiazol-2-ylbenzenesulfonamide		LCMS Rt= 3.14min MS m/z 434 [MH] ⁺	using 5-chloro-1,2,3,4-tetrahydroisoquinoline
106	4-(3,4-Dihydroisoquinolin-2(1H)-ylcarbonyl)-N-1,3-thiazol-2-ylbenzenesulfonamide		LCMS Rt= 2.90min MS m/z 400 [MH] ⁺	using 1,2,3,4-tetrahydroisoquinoline
107	4-[(5-Chloro-1,3-dihydro-2H-isoindol-2-yl)carbonyl]-N-1,3-thiazol-2-yl benzenesulfonamide	 EP343560	LCMS Rt= 3.07min MS m/z 420 [MH] ⁺	using 5-Chloro-2,3-dihydro-1H-isoindole
108	N-[(1R)-1-phenylethyl]-4-[(1,3-thiazol-2-yl amino)sulfonyl]benzamide		LCMS Rt= 2.90min MS m/z 388 [MH] ⁺	using (1R)-1-phenylethyl amine
109	4-[(4-Chloro-1,3-dihydro-2H-isoindol-2-yl)carbonyl]-N-1,3-thiazol-2-yl benzenesulfonamide		LCMS Rt= 3.05min MS m/z 420 [MH] ⁺	using 4-chloro-2,3-dihydro-1H-isoindole
110	N-methyl-4-[(1,3-thiazol-2-ylamino)sulfonyl]-N-[4-(trifluoromethyl)benzyl] benzamide		LCMS Rt= 3.13 min MS m/z 456 [MH] ⁺	using N-methyl-4-(trifluoromethyl) benzylamine
111	N-(1-methyl-1-phenylethyl)-4-[(1,3-thiazol-2-ylamino)sulfonyl] benzamide		LCMS Rt= 3.07min MS m/z	using 1-methyl-1-phenylethyl amine

			402 [MH] ⁺	
112	N-[(1S,2R)-2-phenylcyclopropyl]-4-[(1,3-thiazol-2-yl amino)sulfonyl]benzamide		LCMS Rt= 2.97min MS m/z 400 [MH] ⁺	using (1S,2R)-2-phenylcyclopropylamine
113	N-[(1S)-1-phenylethyl]-4-[(1,3-thiazol-2-yl amino)sulfonyl]benzamide		LCMS Rt= 2.99min MS m/z 388 [MH] ⁺	using (1S)-1-phenylethylamine
114	N-[(1R)-1-(4-fluorophenyl)ethyl]-4-[(1,3-thiazol-2-yl amino)sulfonyl]benzamide		LCMS Rt= 3.00min MS m/z 406 [MH] ⁺	using (1R)-1-(4-fluorophenyl)ethylamine
115	N-(1-phenylcyclopropyl)-4-[(1,3-thiazol-2-yl amino)sulfonyl]benzamide		LCMS Rt= 2.89min MS m/z 400 [MH] ⁺	using 1-phenylcyclopropylamine
116	N-1,7-naphthyridin-8-yl-4-[(1,3-thiazol-2-yl amino)sulfonyl]benzamide		LCMS Rt= 2.31min MS m/z 412 [MH] ⁺	using 1,7-naphthyridin-8-amine
117	N-isoquinolin-1-yl-4-[(1,3-thiazol-2-yl amino)sulfonyl]benzamide		LCMS Rt= 2.77min MS m/z 411 [MH] ⁺	using 1-isoquinolinamine
118	4-[(1,3-Thiazol-2-ylamino)sulfonyl]-N-{1-[4-(trifluoromethyl)phenyl]ethyl}benzamide		LCMS Rt= 3.20min MS m/z 456 [MH] ⁺	using 1-[4-(trifluoromethyl)phenyl]ethylamine

[0348] The following examples of the general formula

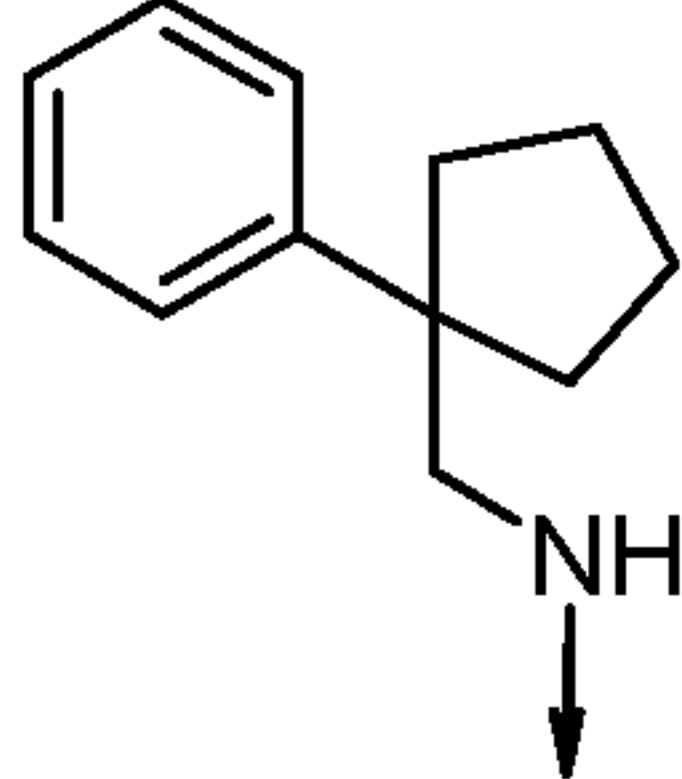
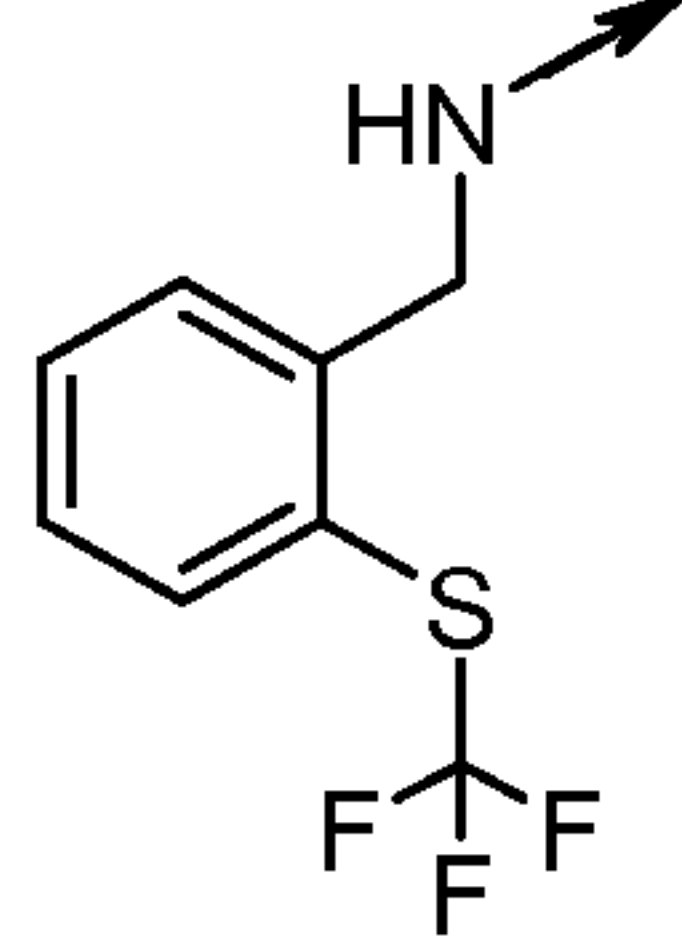
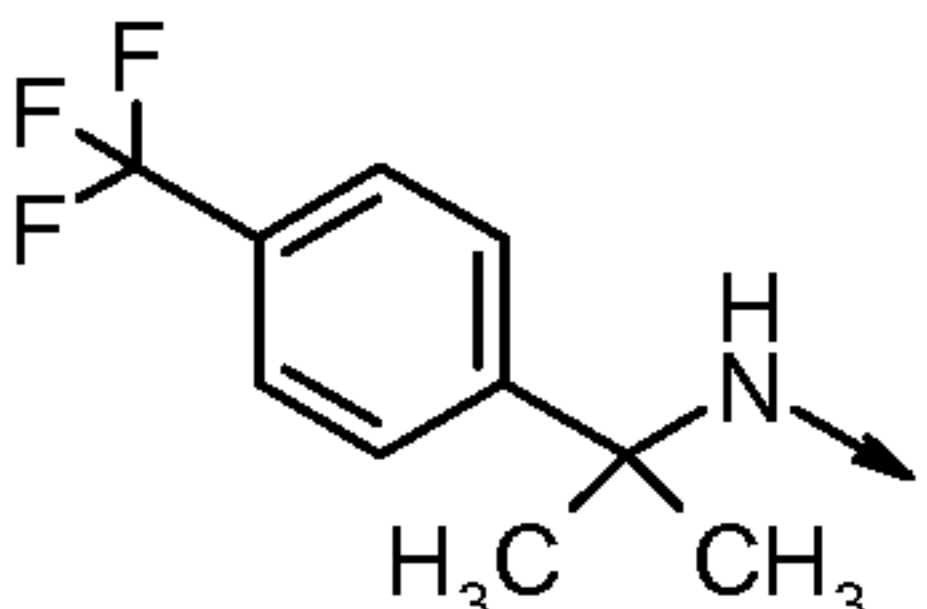
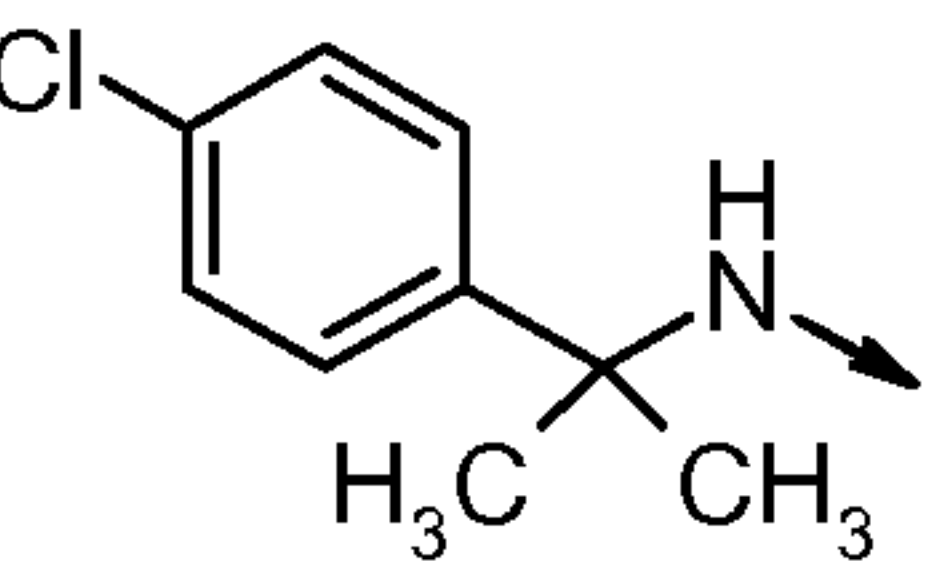
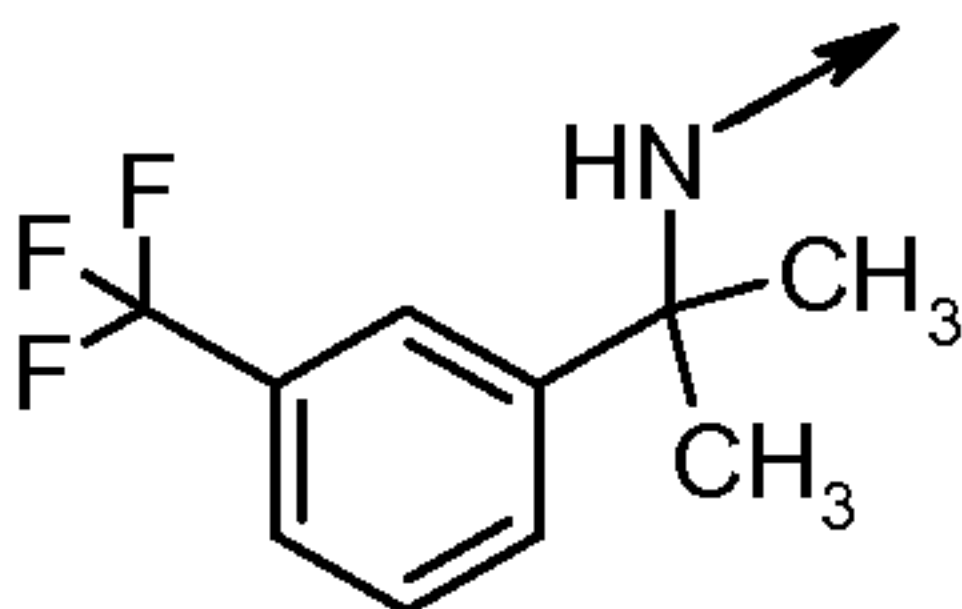
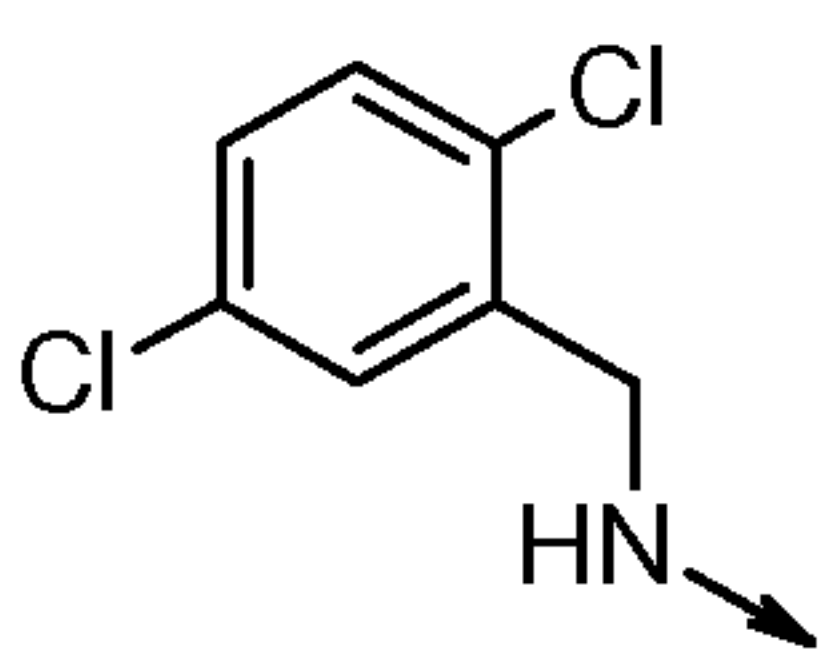
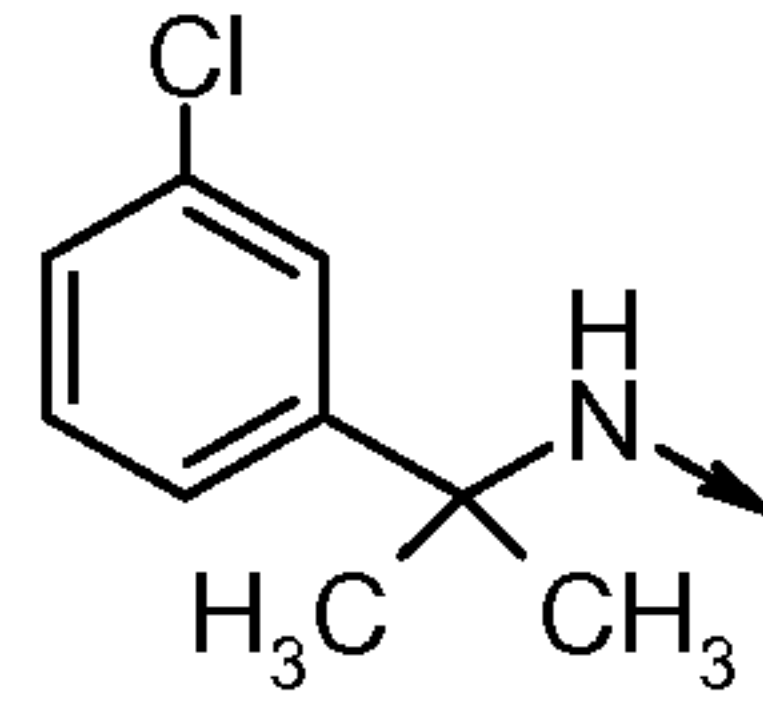


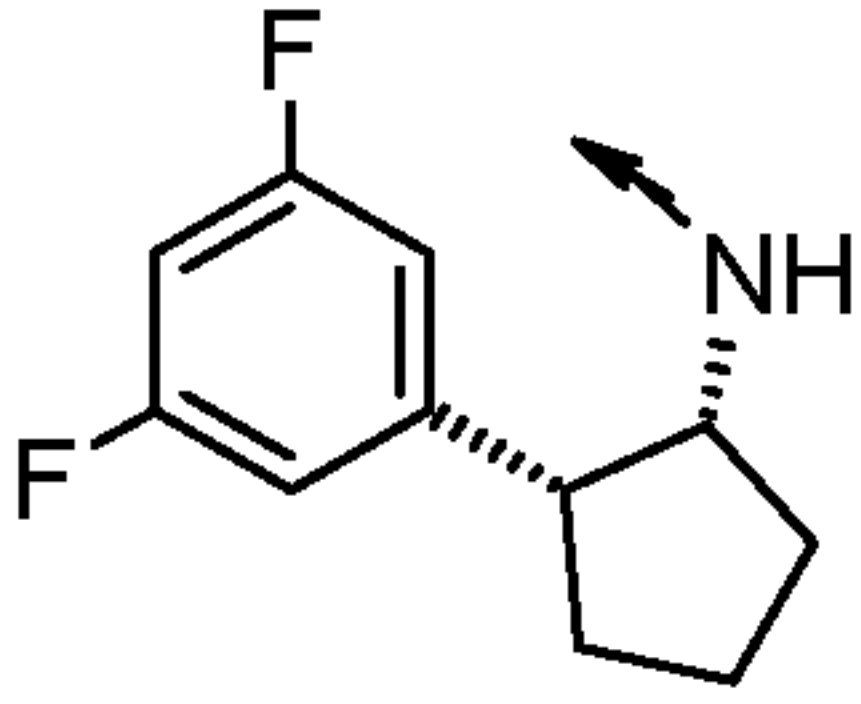
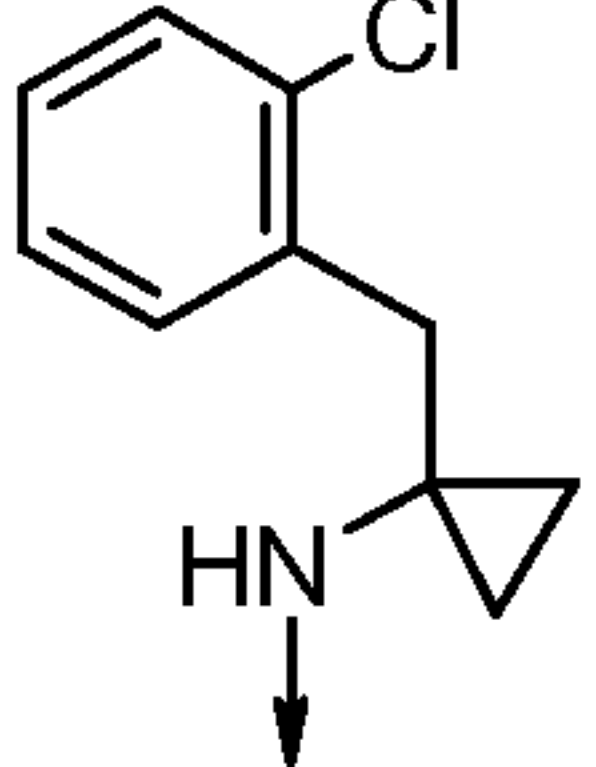
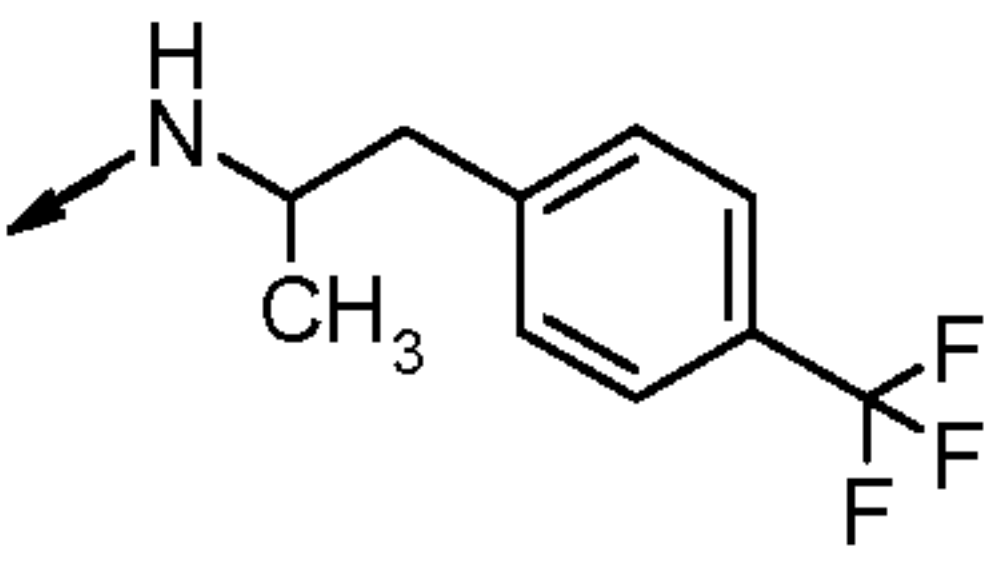
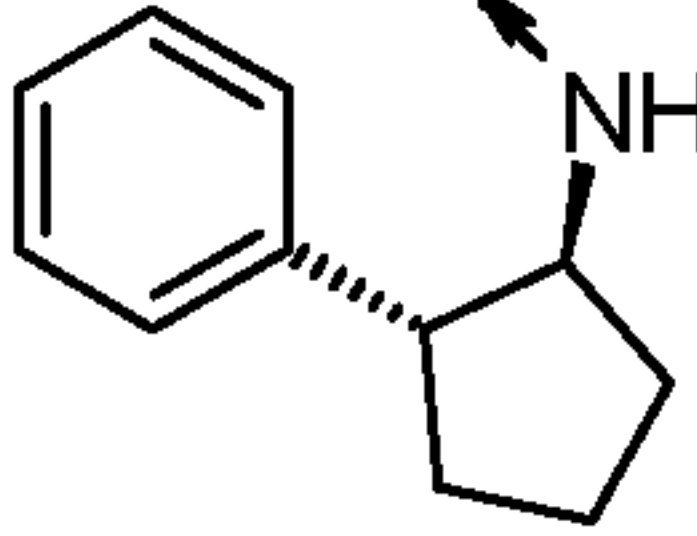
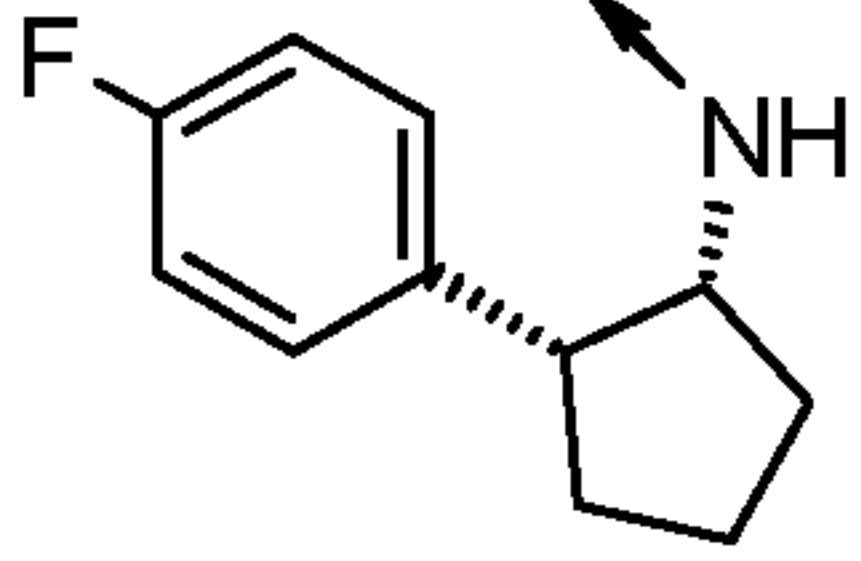
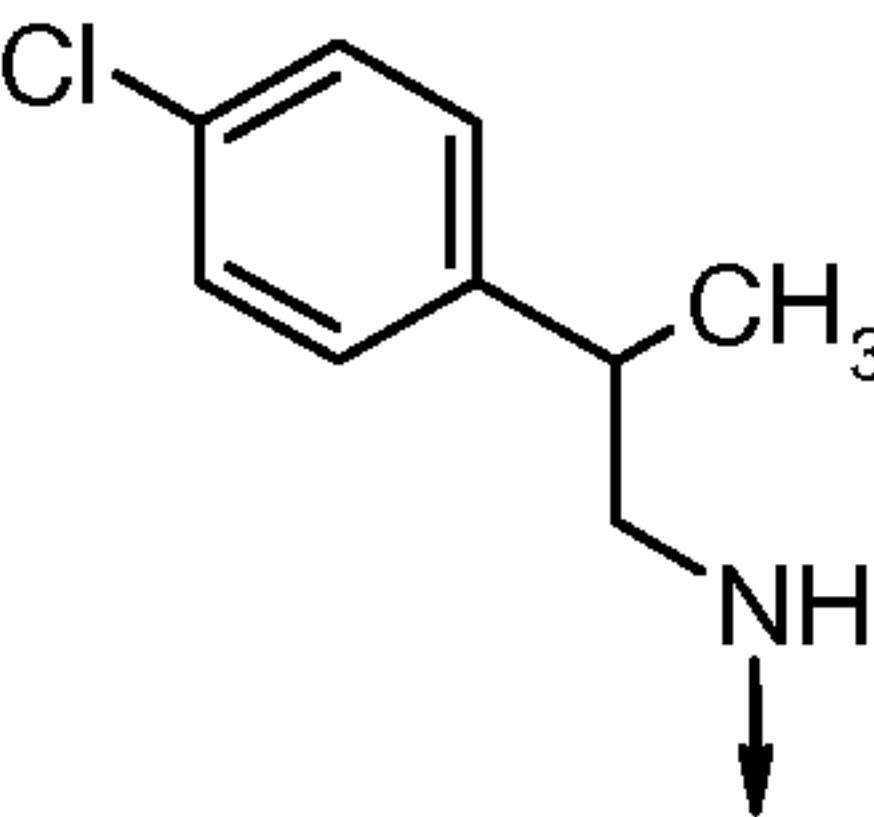
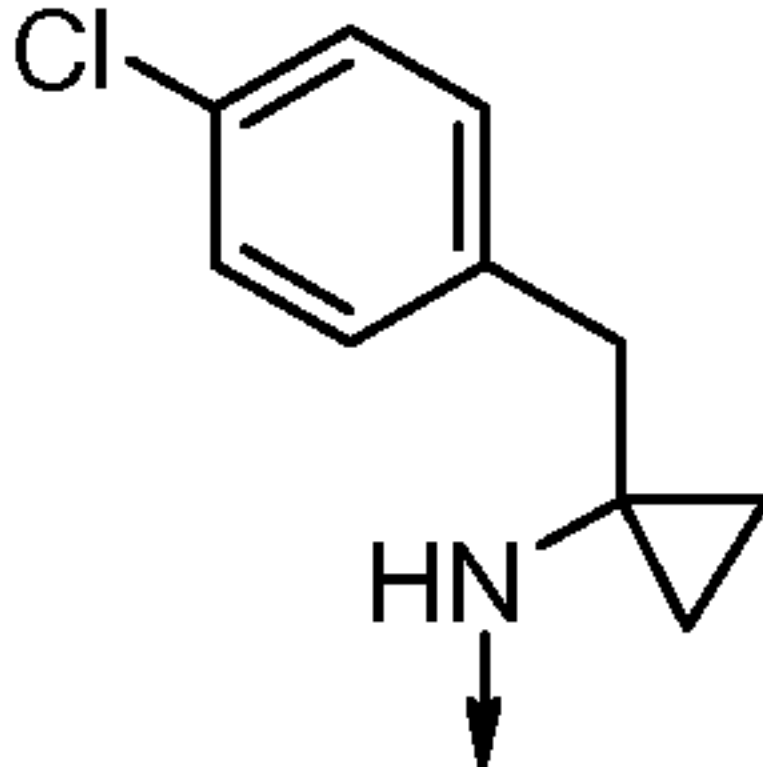
were prepared by the following method using the indicated amines:

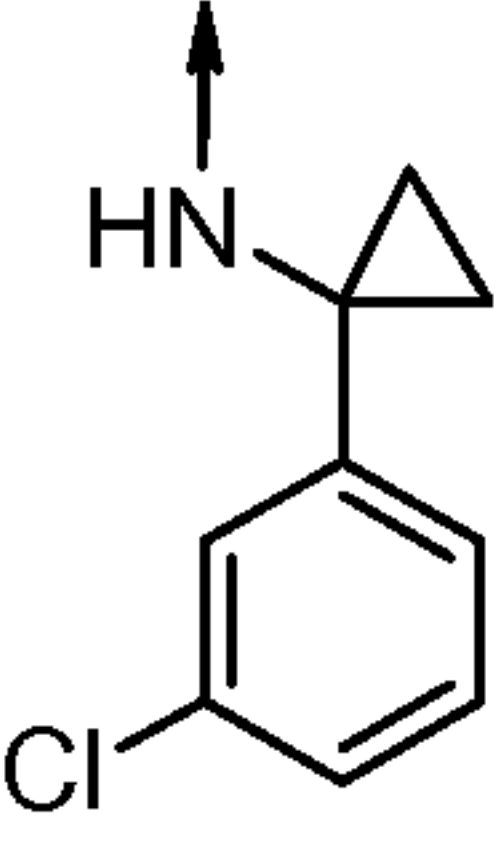
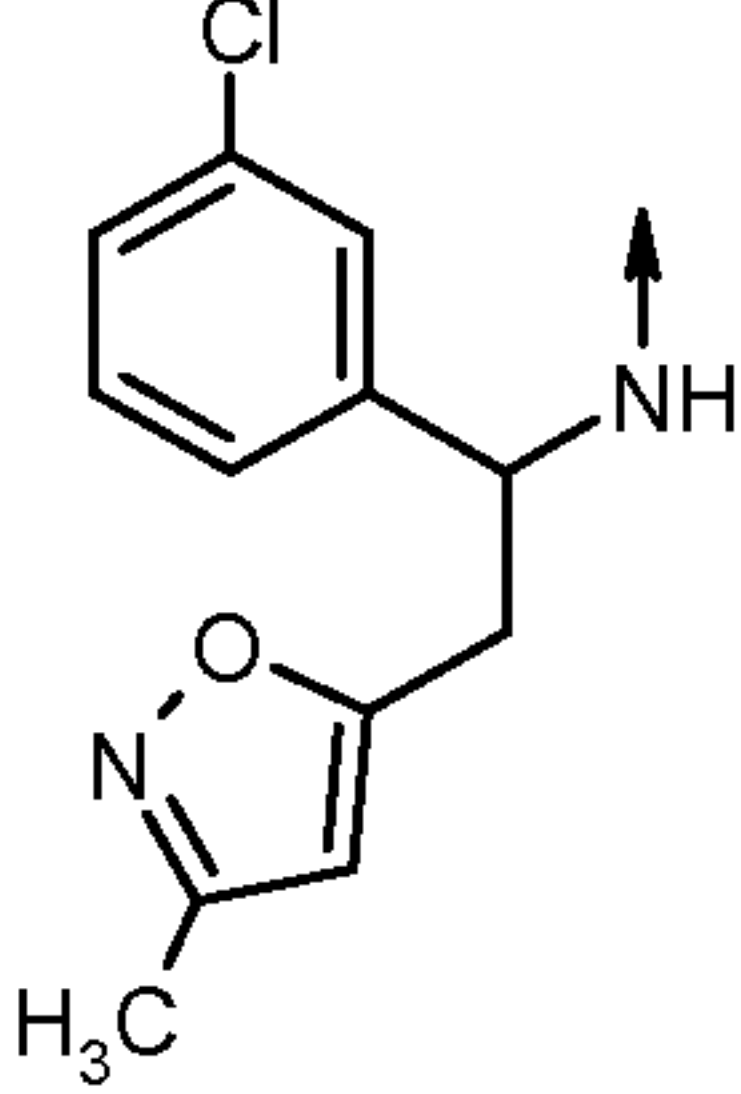
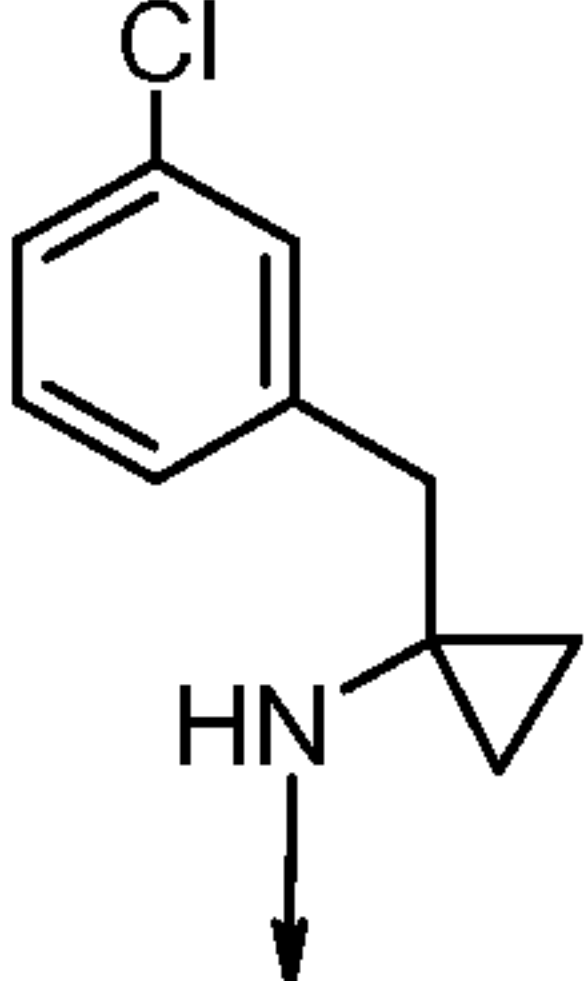
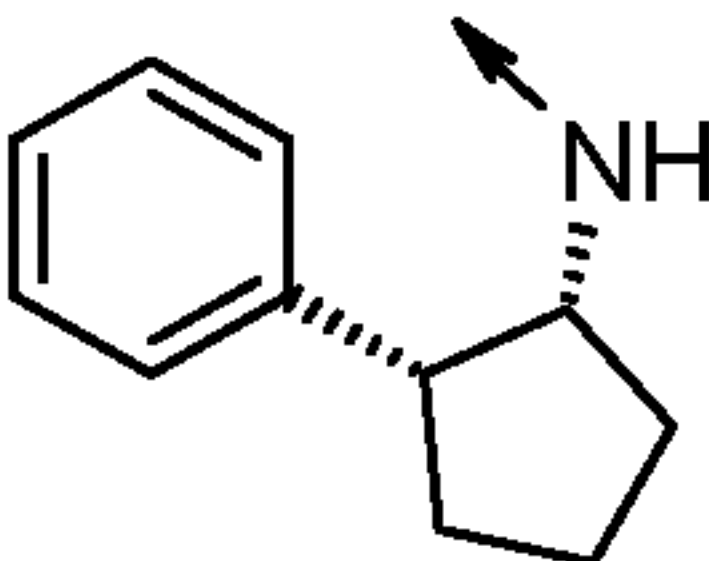
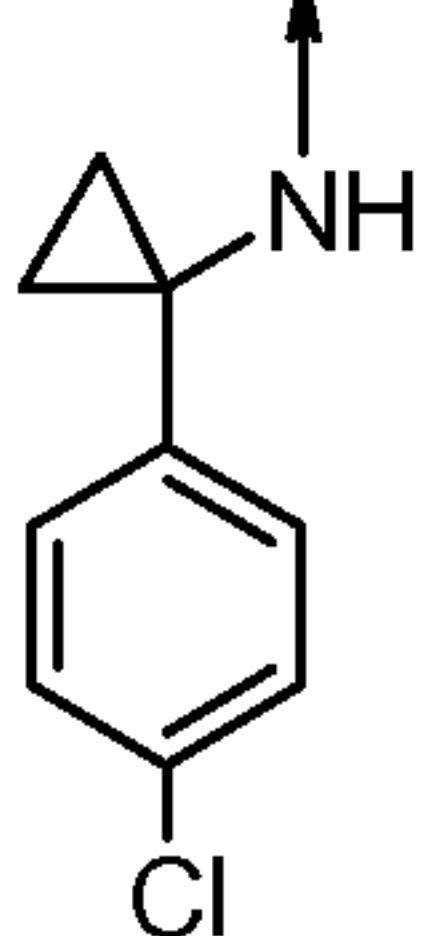
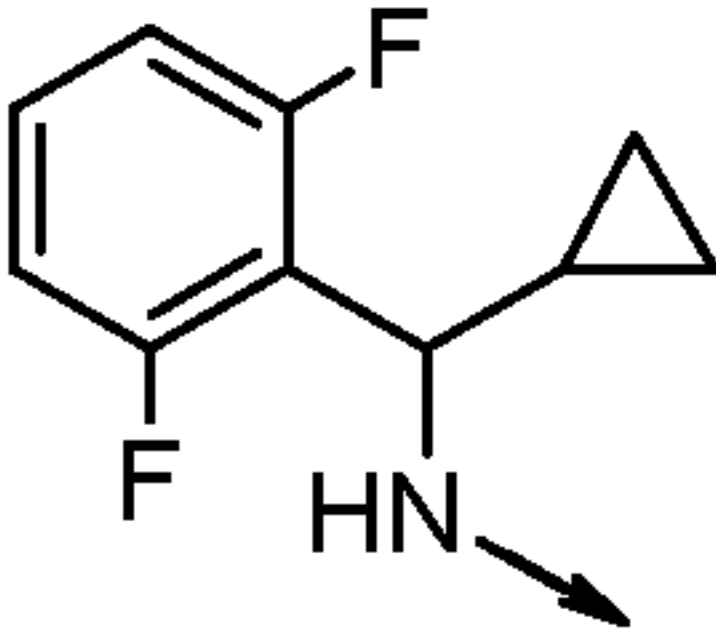
- [0349] To a 0.2M solution of an amine (0.120mmol, 1.2eq) in dimethylformamide:Et₃N (95:5) (0.6ml) was added a solution of 4-[(2,4-dimethoxybenzyl)(1,3-thiazol-2-yl)amino]sulfonyl}benzoic acid (**Preparation 99**, 0.1mmol, 1eq) in dimethylformamide:Et₃N (95:5) (0.5ml) and HBTU (0.120mmol, 1.2 eq) in dimethylformamide (0.6ml). The reaction mixture was sealed and shaken at room temperature for 5 hours. The solvent was evaporated in vacuo and the residue dissolved in 4M HCl in dioxane (1.5ml), the reaction mixture sealed and shaken at room temperature for 65 hours. The solvent was evaporated in vacuo. The residue was dissolved in DCM, 2M HCl was added (0.8ml) and the mixture sonicated for 10 minutes before the aqueous layer was removed. This procedure was repeated twice before the remaining organic layer was evaporated in vacuo. The residue was purified by preparative HPLC to yield the title compound.
- [0350] Amines used for the amide bond formation are commercially available, synthesized via known literature methods (referenced in table) or synthesized by analogous methods known to those skilled in the art.

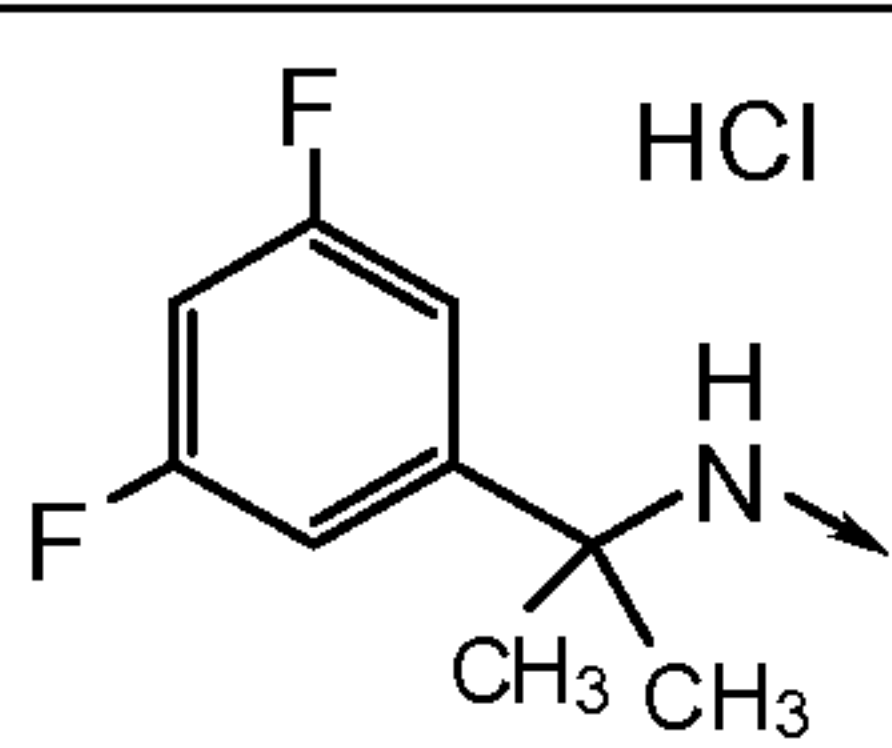
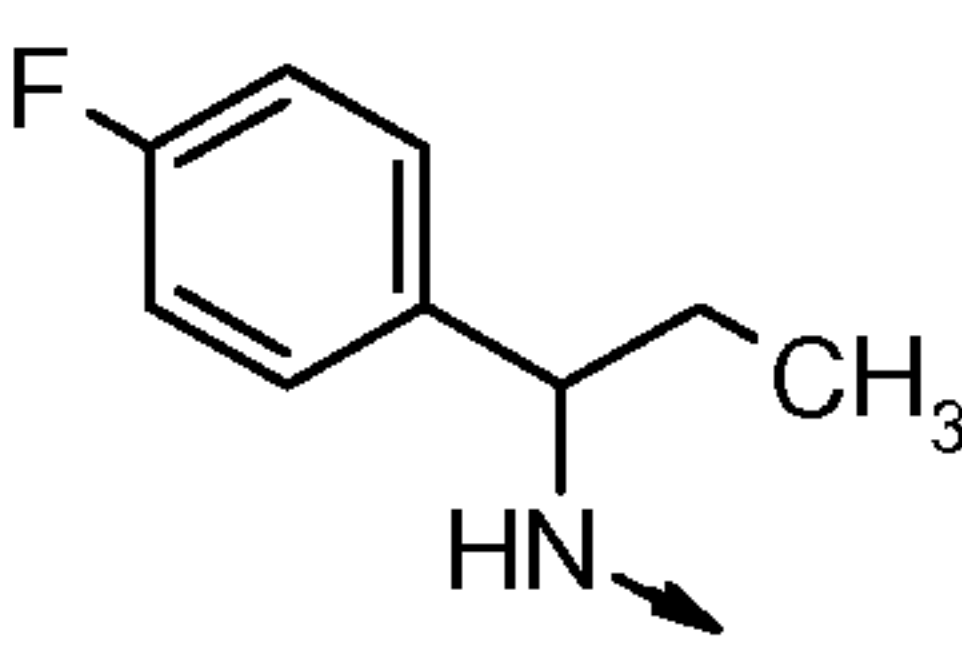
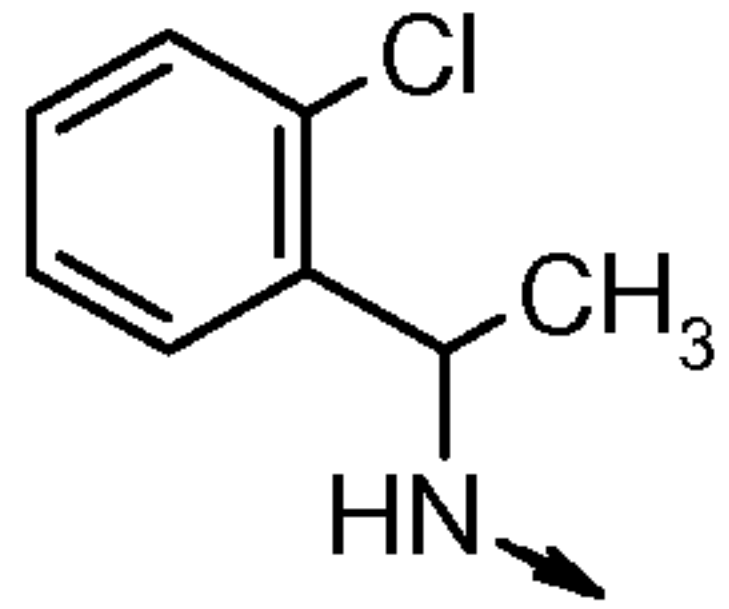
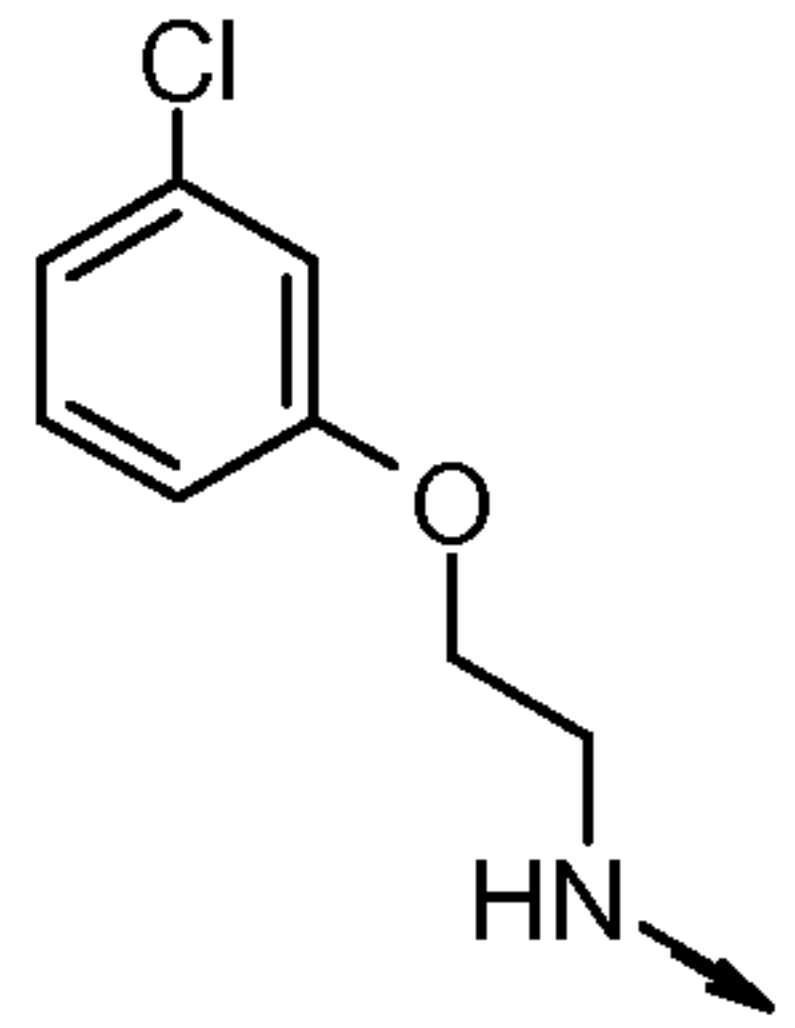
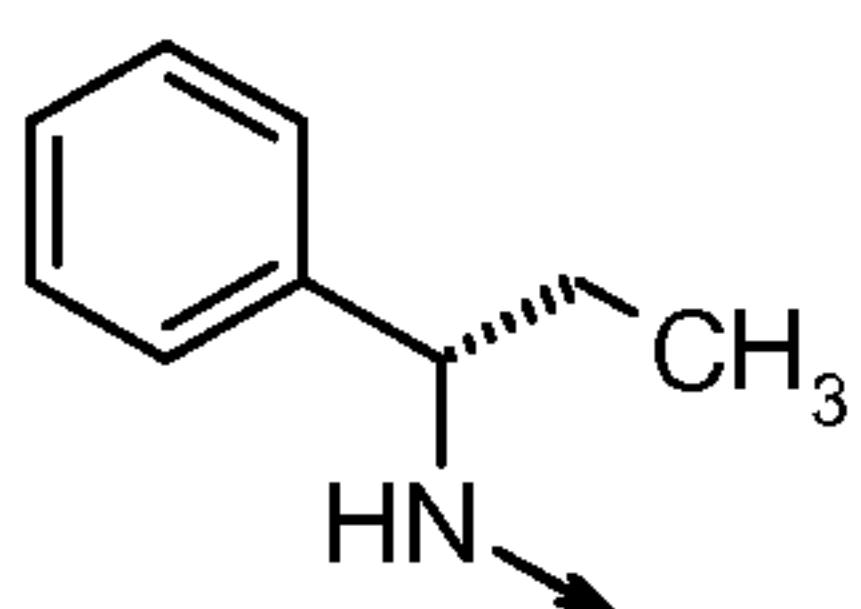
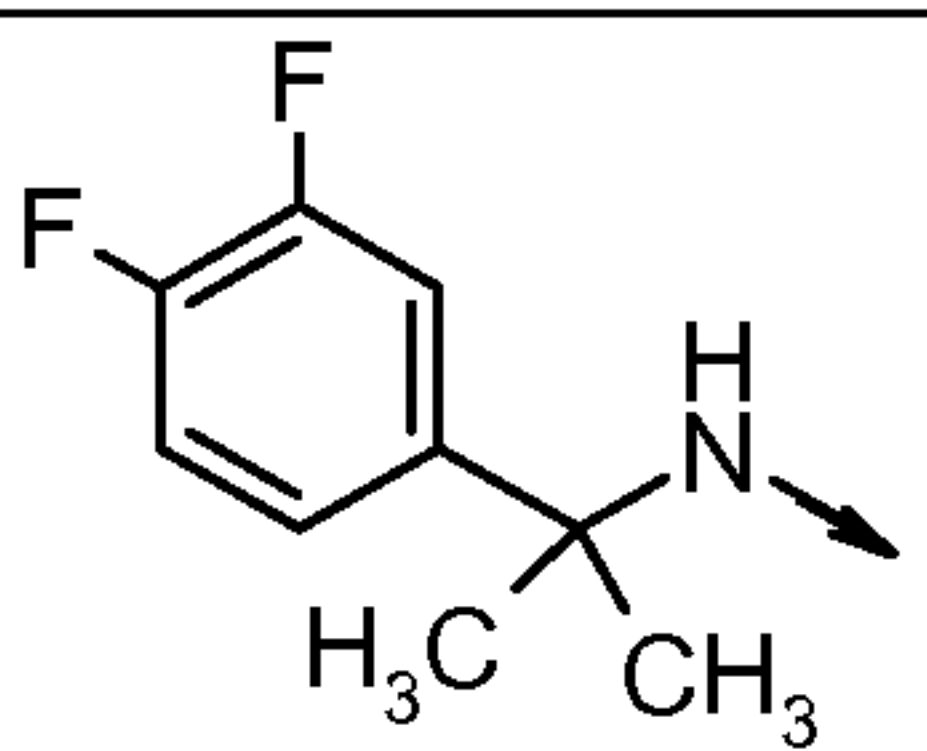
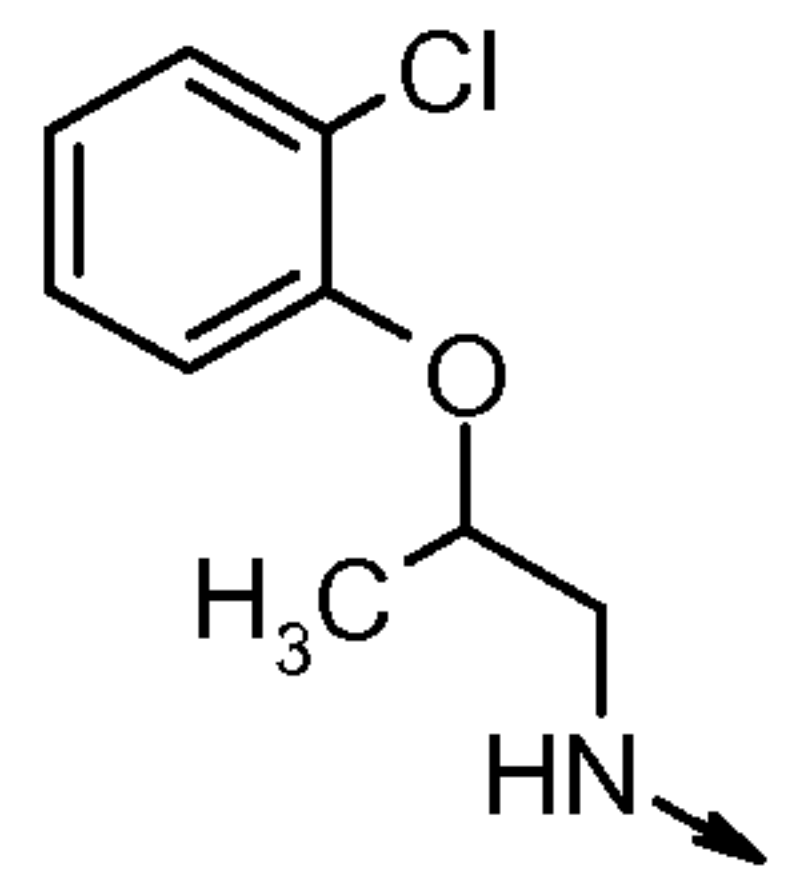
Table 5

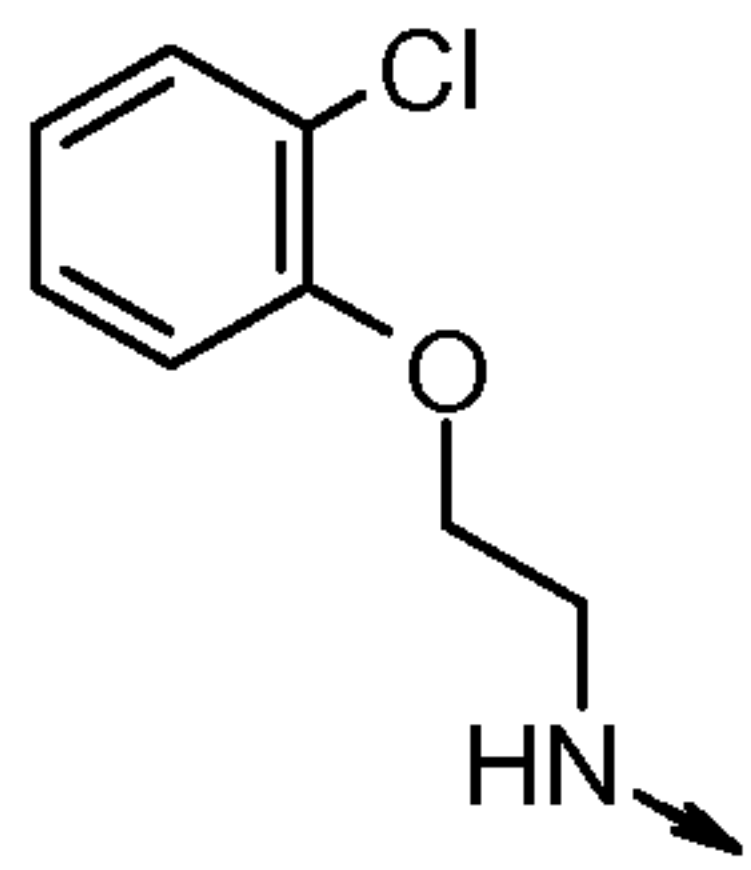
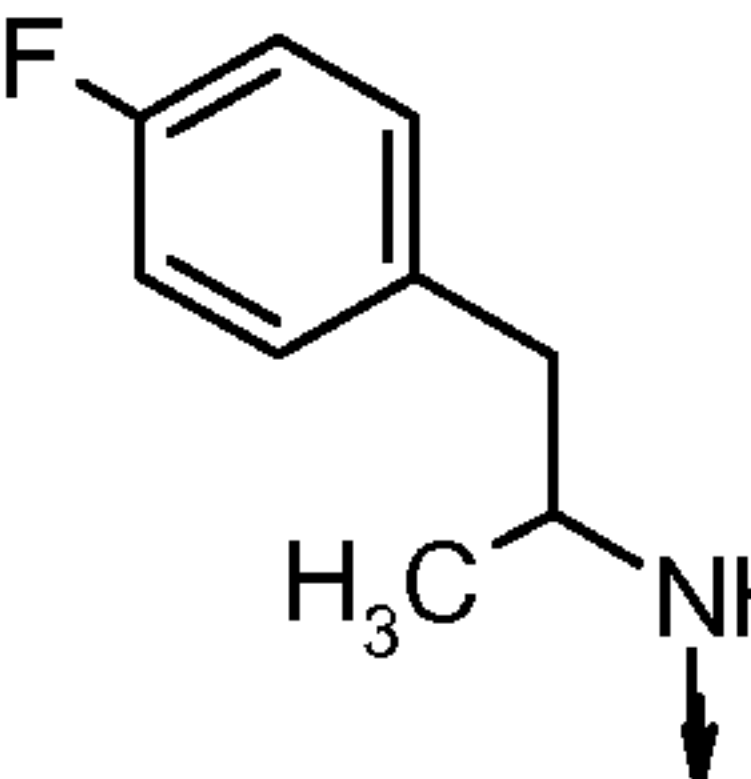
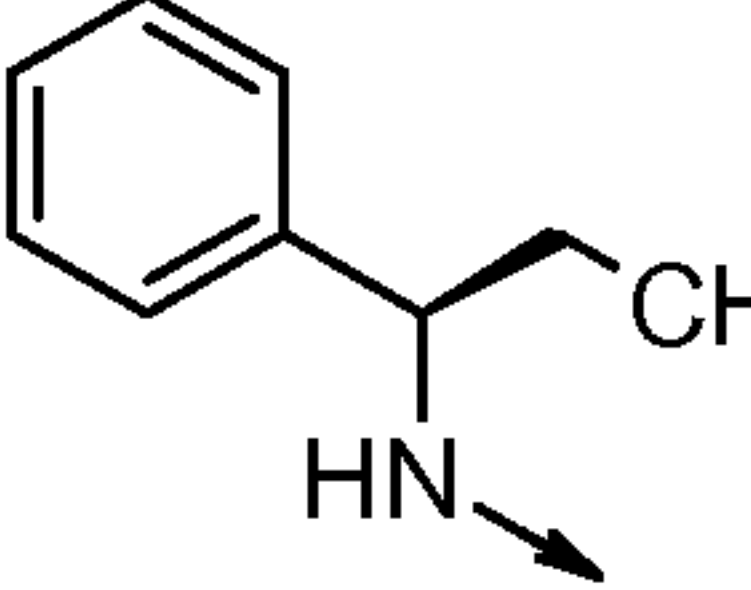
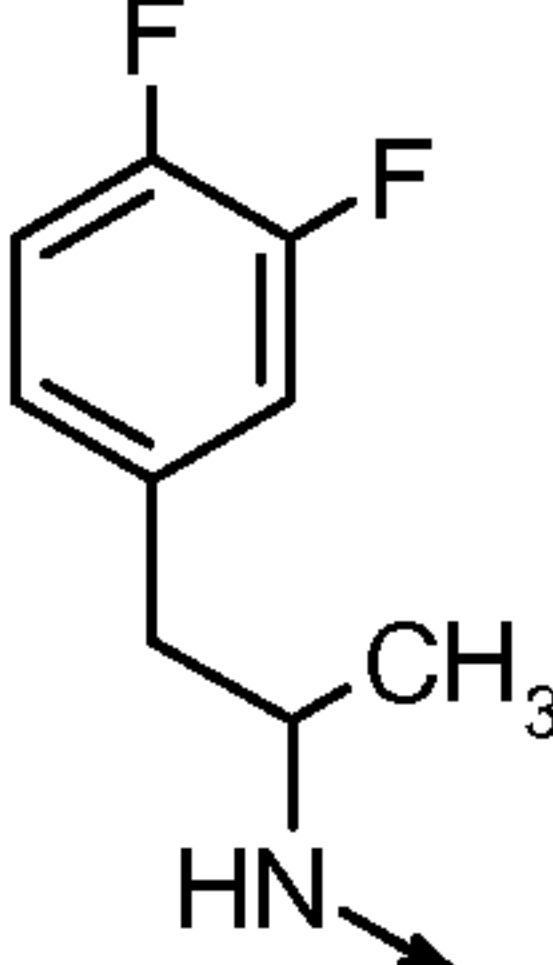
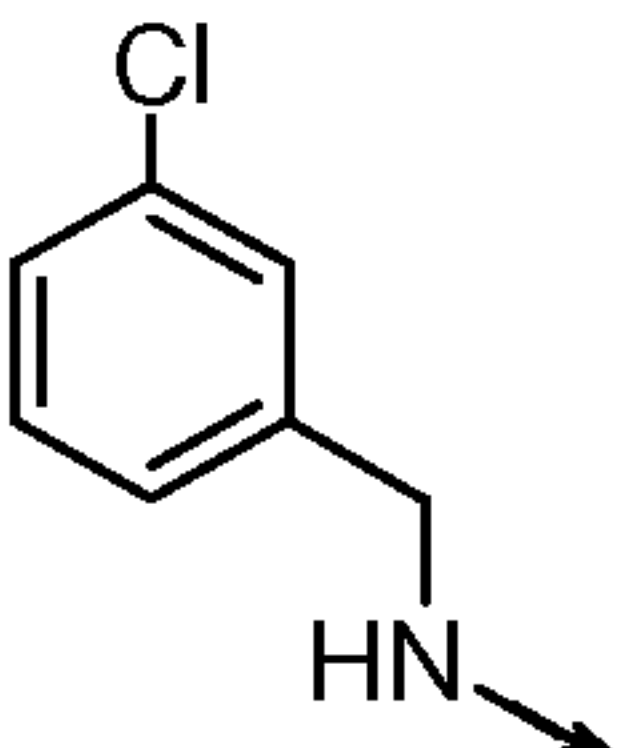
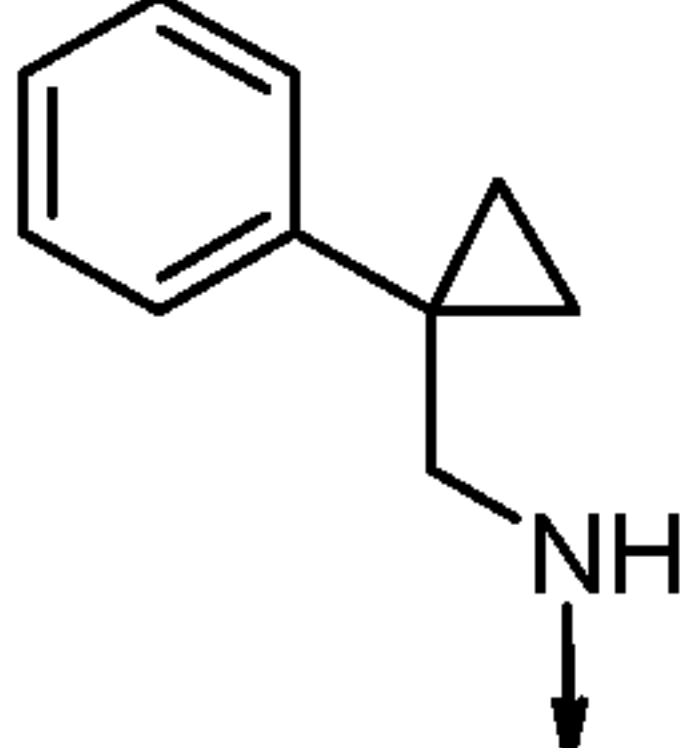
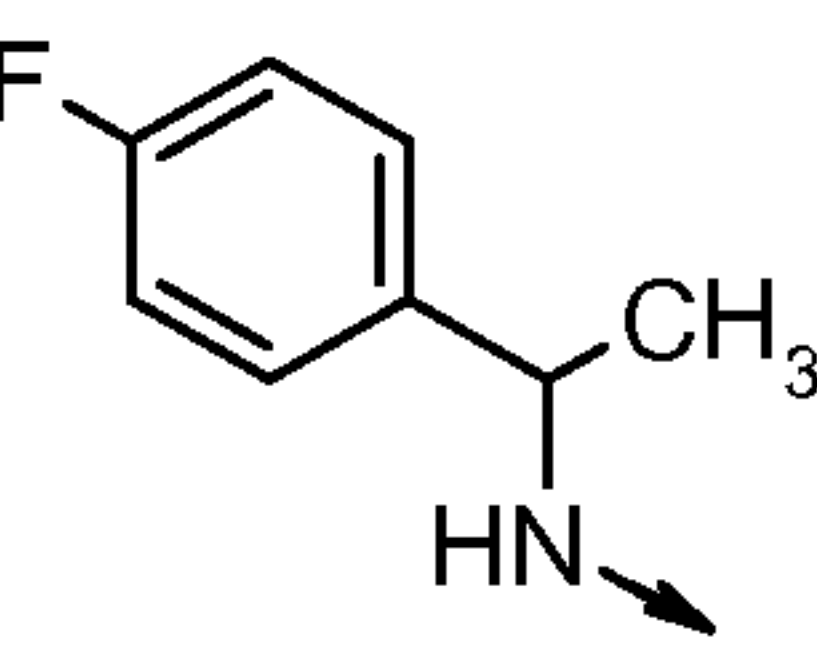
<u>Example</u>	<u>Name</u>	<u>R</u>	<u>Data</u>	<u>Preparation Information</u>
119	N-{cyclopropyl[2-fluoro-3-(trifluoromethyl)phenyl]methyl}-4-[(1,3-thiazol-2-ylamino)sulfonyl]benzamide		LCMS Rt= 2.44 min MS m/z 500 [MH] ⁺	using cyclopropyl[2-fluoro-3-(trifluoromethyl)phenyl]methylamine
120	N-[2-chloro-5-(trifluoromethyl)benzyl]-4-[(1,3-thiazol-2-ylamino)sulfonyl]benzamide		LCMS Rt= 2.29 min MS m/z 476 [MH] ⁺	using 2-chloro-5-(trifluoromethyl)benzylamine

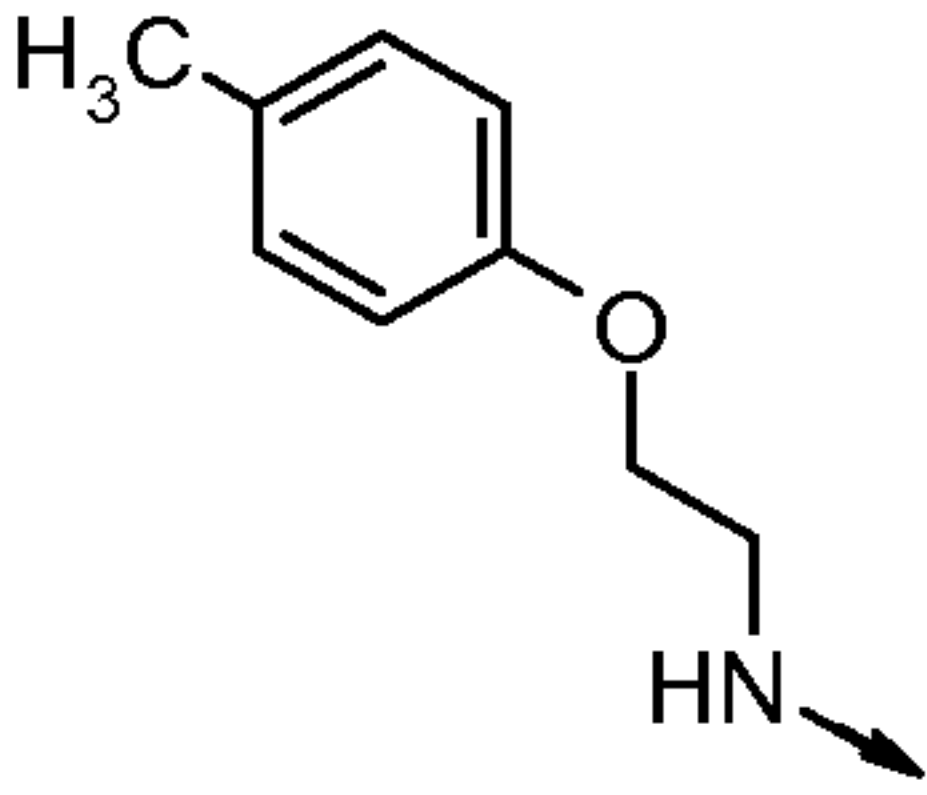
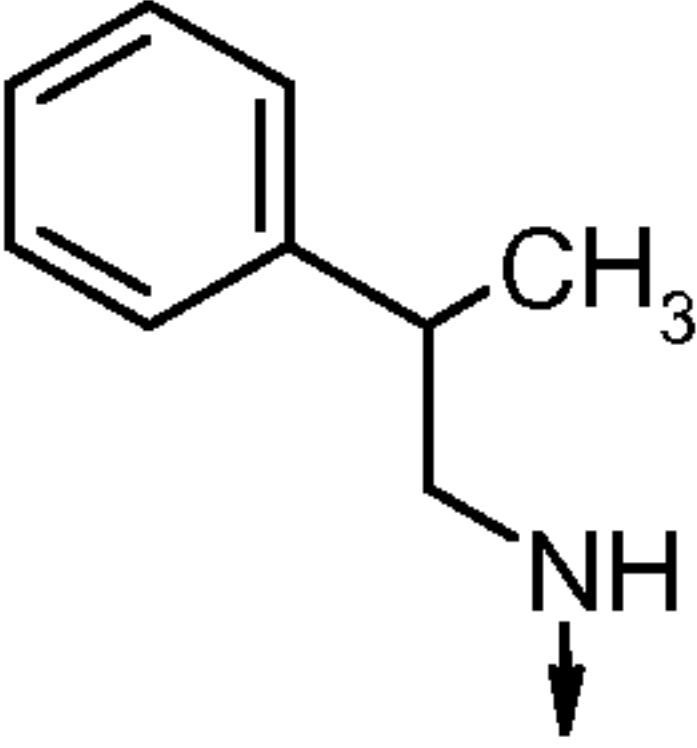
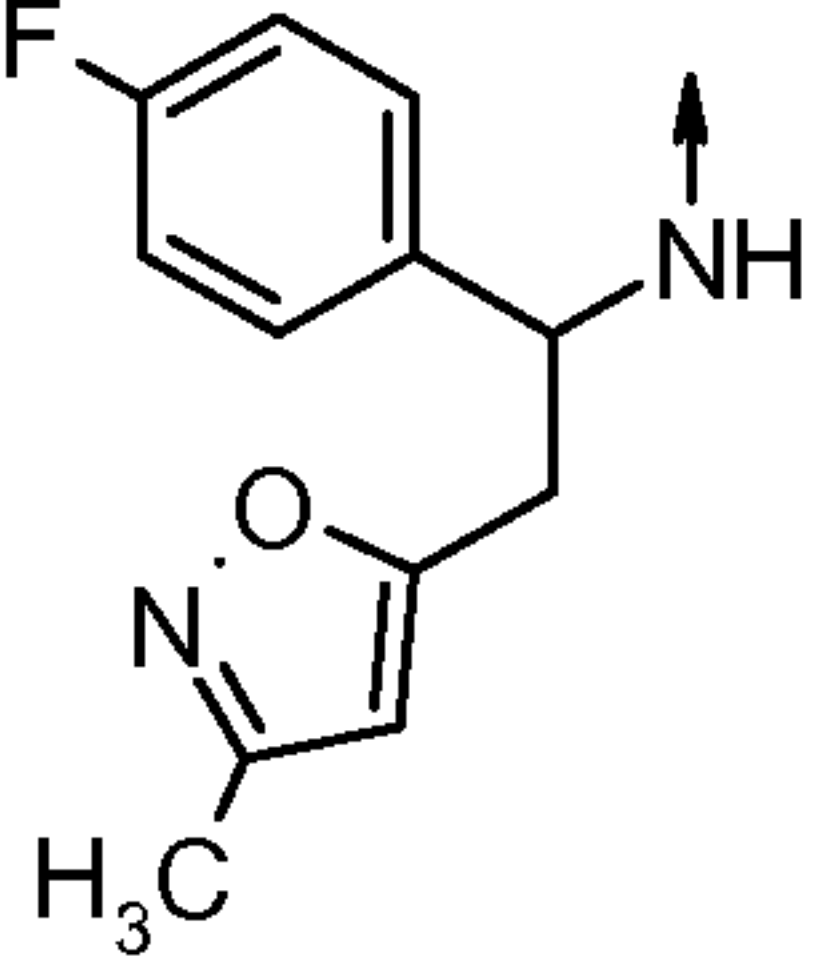
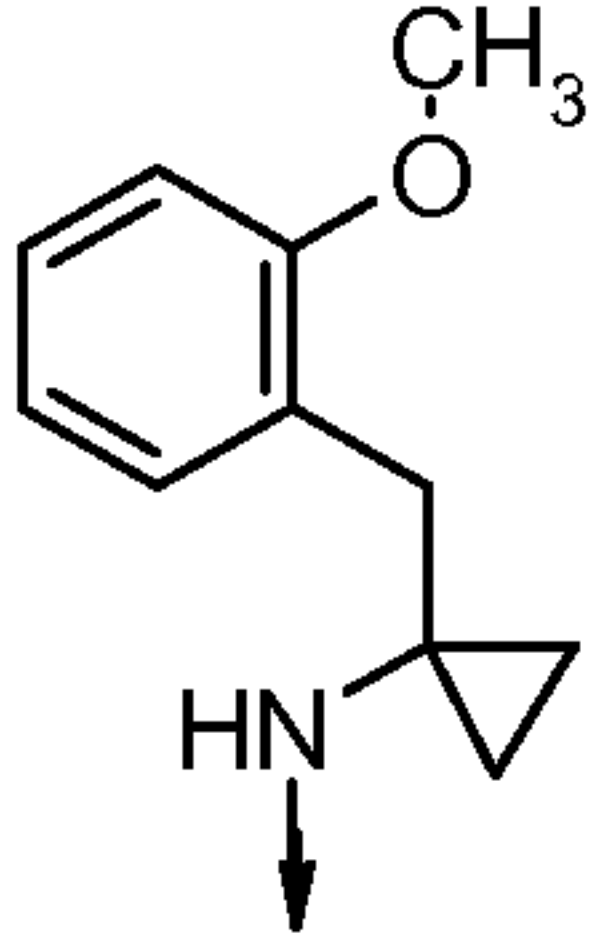
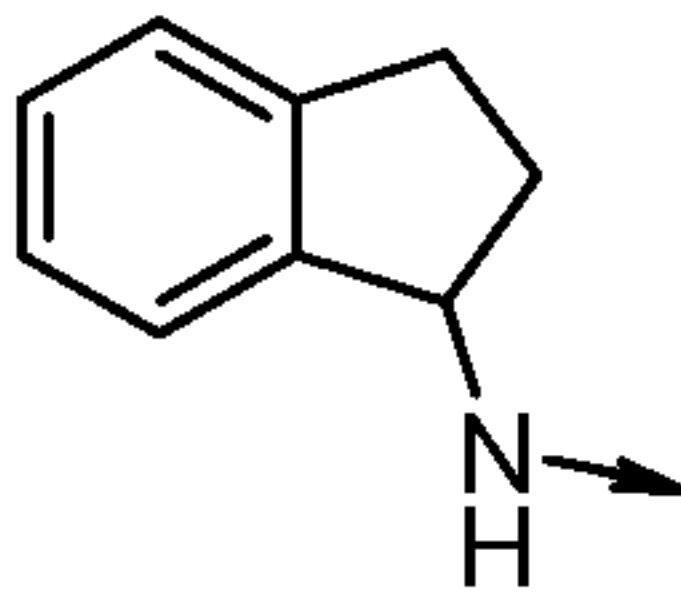
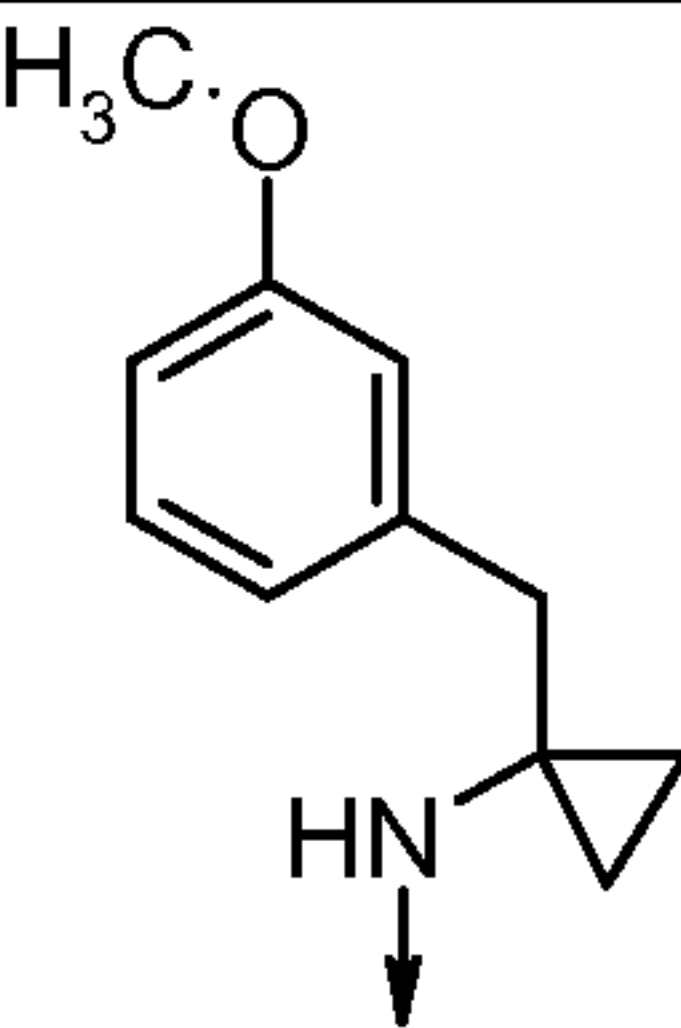
121	N-[(1-phenylcyclopentyl)methyl]-4-[(1,3-thiazol-2-ylamino)sulfonyl] benzamide		LCMS Rt= 2.31 min MS m/z 442 [MH] ⁺	using 1-phenyl cyclopentyl) methylamine
122	4-[(1,3-Thiazol-2-ylamino)sulfonyl]-N-{2-[(trifluoromethyl)thio]benzyl}benzamide		LCMS Rt= 2.3 min MS m/z 474 [MH] ⁺	using 2- [(trifluoro methyl)thio] benzylamine
123	N-{1-methyl-1-[4-(trifluoromethyl)phenyl]ethyl}-4-[(1,3-thiazol-2-ylamino)sulfonyl] benzamide		LCMS Rt= 2.44 min MS m/z 470 [MH] ⁺	using 2-[4- (trifluoromethyl) phenyl]propan-2- amine
124	N-[1-(4-chlorophenyl)-1-methylethyl]-4-[(1,3-thiazol-2-ylamino)sulfonyl] benzamide		LCMS Rt= 3.28 min MS m/z 436 [MH] ⁺	using 2-(4- chlorophenyl)pro pan-2-amine
125	N-{1-methyl-1-[3-(trifluoromethyl)phenyl]ethyl}-4-[(1,3-thiazol-2-ylamino)sulfonyl] benzamide	 WO2007134862	LCMS Rt= 3.37 min MS m/z 470 [MH] ⁺	using 2-[3- (trifluoromethyl) phenyl]propan-2- amine
126	N-(2,5-dichlorobenzyl)-4-[(1,3-thiazol-2-ylamino)sulfonyl] benzamide		LCMS Rt= 3.21 min MS m/z 441 [MH] ⁺	using 2,5- dichloro benzylamine
127	N-[1-(3-chlorophenyl)-1-methylethyl]-4-[(1,3-thiazol-2-ylamino)sulfonyl] benzamide	 <i>Mendelev Communications 2000, 1, 31-32</i>	LCMS Rt= 3.35 min MS m/z 436 [MH] ⁺	using 2-(3- chlorophenyl) propan-2-amine

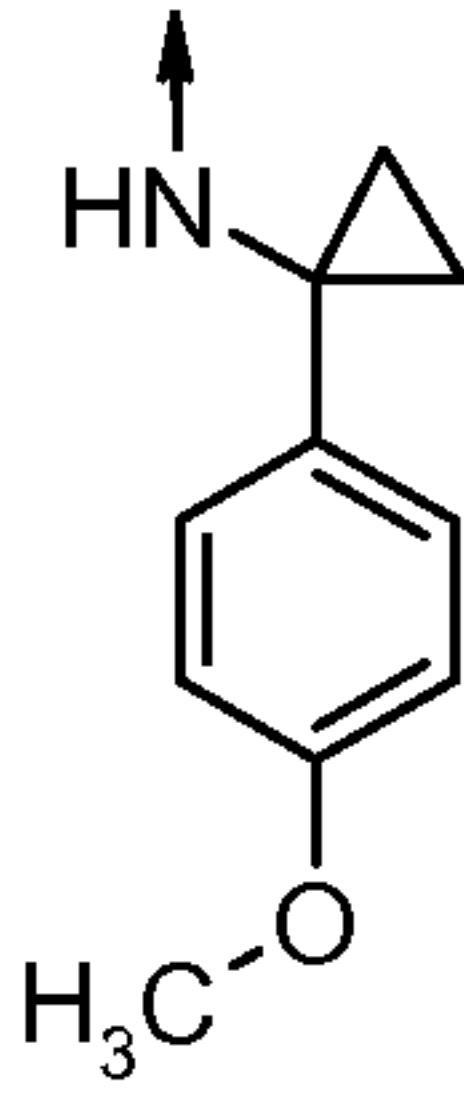
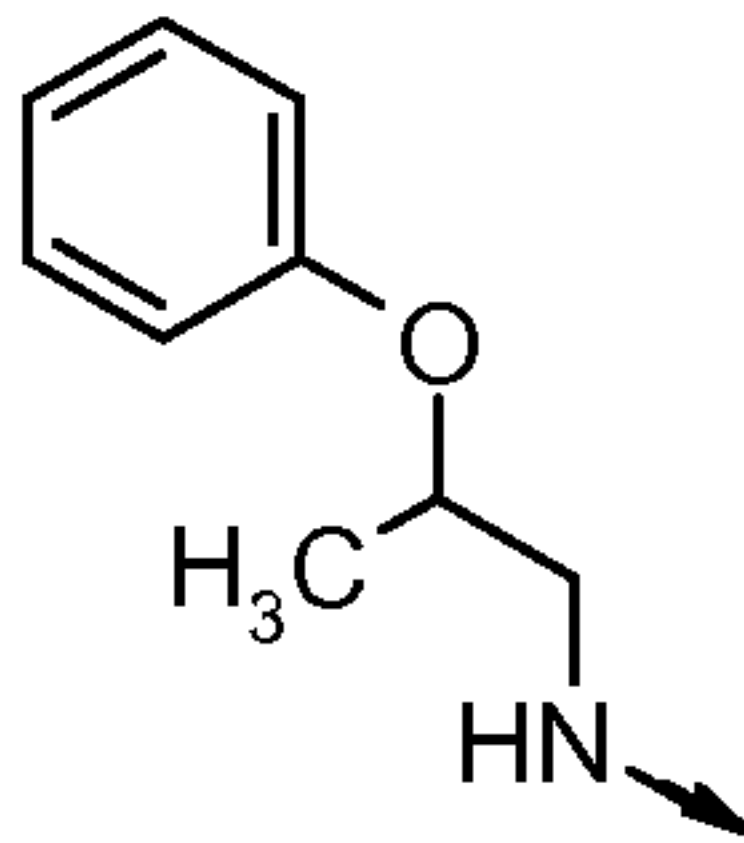
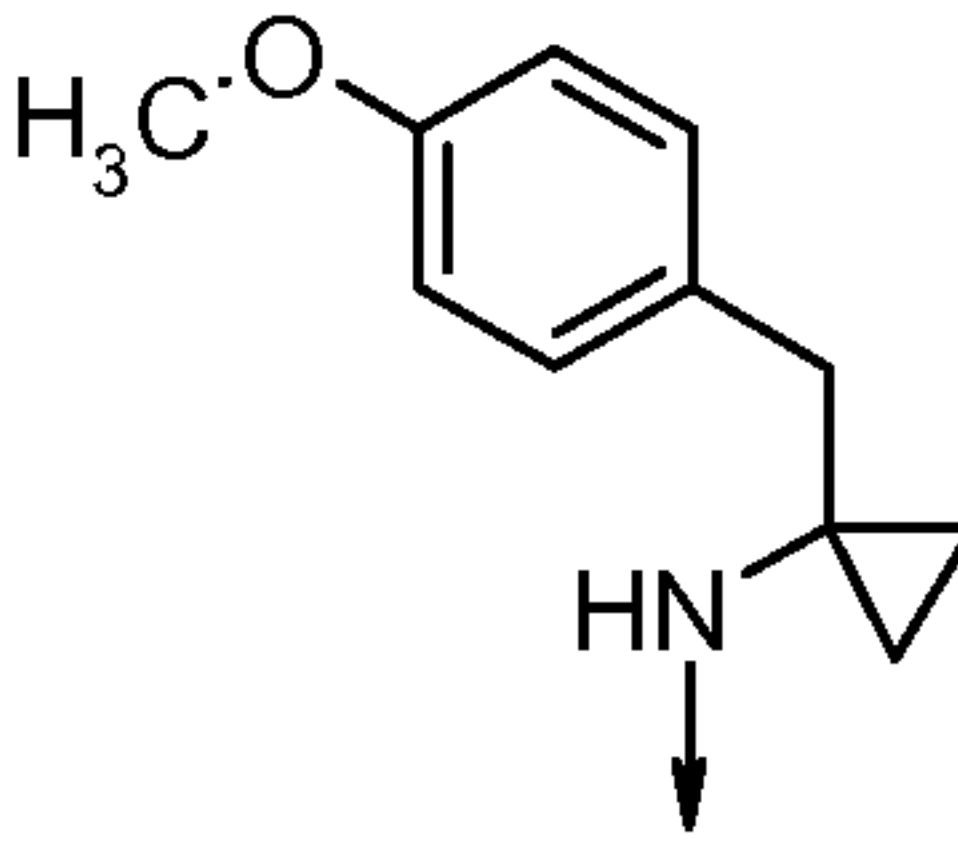
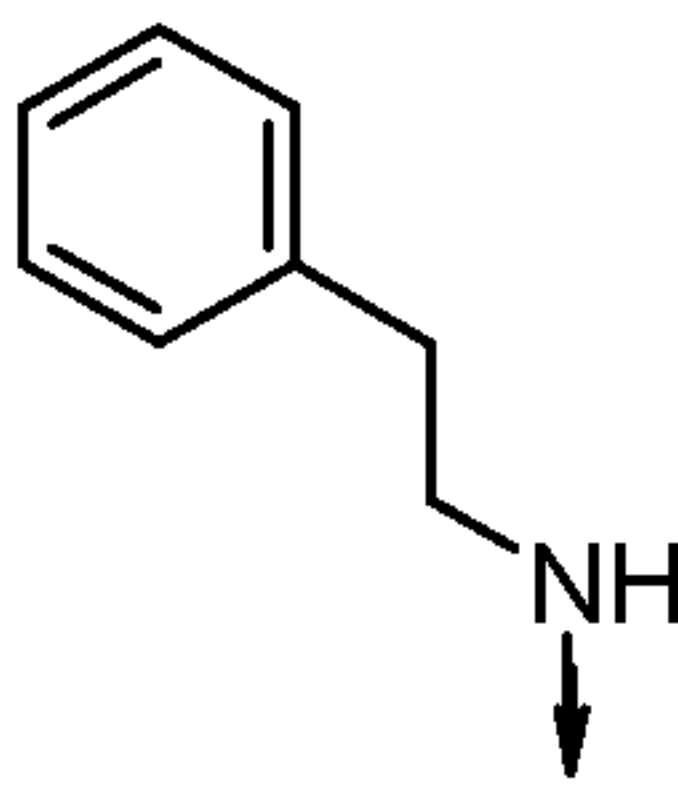
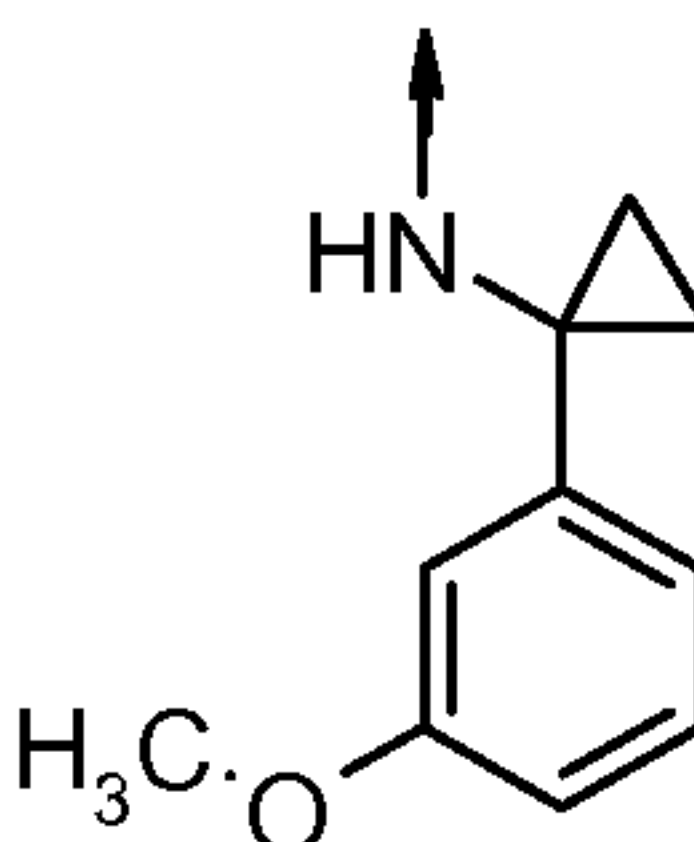

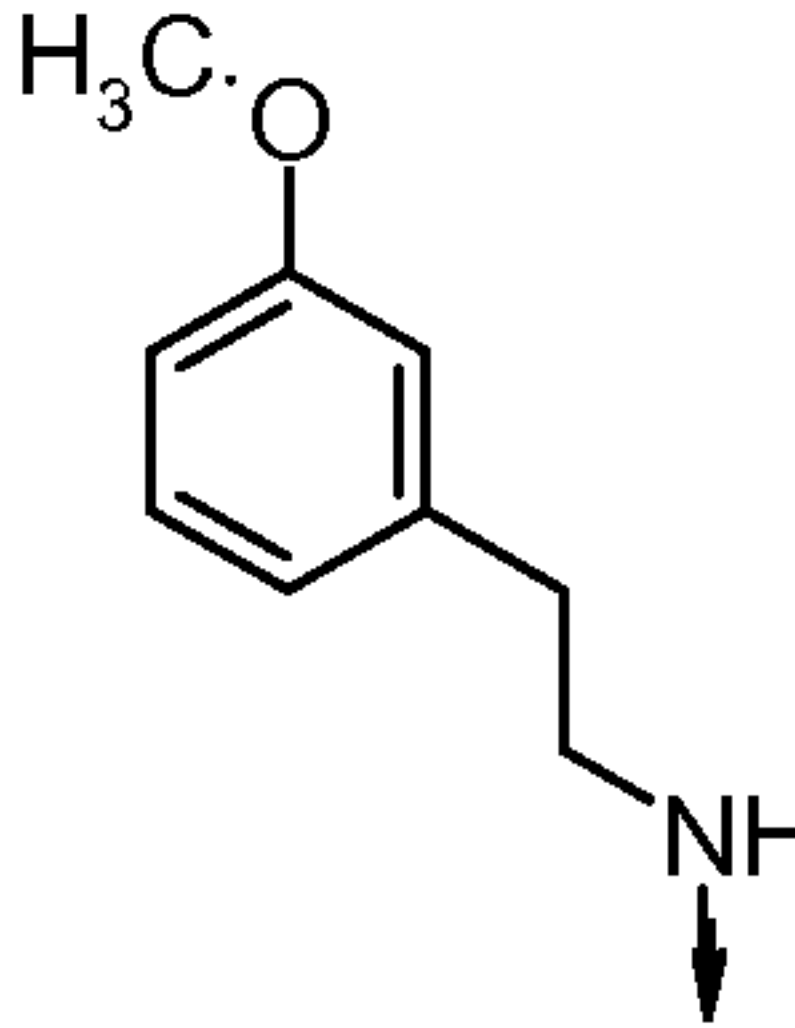
128	N-[(1R,2R)-2-(3,5-difluorophenyl)cyclopentyl]-4-[(1,3-thiazol-2-yl amino)sulfonyl] benzamide		LCMS Rt= 3.3 min MS m/z 464 [MH] ⁺	using -[(1R,2R)-2-(3,5-difluorophenyl)cyclopentyl] amine
129	N-[1-(2-chlorobenzyl)cyclopropyl]-4-[(1,3-thiazol-2-yl amino)sulfonyl] benzamide		LCMS Rt= 3.16 min MS m/z 448 [MH] ⁺	using 1-(2-chlorobenzyl)cyclopropyl amine
130	N-{1-methyl-2-[4-(trifluoromethyl)phenyl]ethyl}-4-[(1,3-thiazol-2-yl amino)sulfonyl] benzamide		LCMS Rt= 3.29 min MS m/z 470 [MH] ⁺	using 1-methyl-2-[4-(trifluoromethyl)phenyl] ethylamine
131	N-[(1S,2R)-2-phenylcyclopentyl]-4-[(1,3-thiazol-2-yl amino)sulfonyl] benzamide	 <i>Synlett</i> 2006 , 5, 697-700	LCMS Rt= 3.22 min MS m/z 428 [MH] ⁺	using -[(1S,2R)-2-phenylcyclopentyl] amine
132	N-[(1R,2R)-2-(4-fluorophenyl)cyclopentyl]-4-[(1,3-thiazol-2-yl amino)sulfonyl] benzamide	 <i>Journal of Medicinal Chemistry</i> 2002 , 45(10), 2101-2111	LCMS Rt= 3.27 min MS m/z 446 [MH] ⁺	using -[(1R,2R)-2-(4-fluorophenyl)cyclopentyl] amine
133	N-[2-(4-chlorophenyl)propyl]-4-[(1,3-thiazol-2-yl amino)sulfonyl] benzamide		LCMS Rt= 3.2 min MS m/z 436 [MH] ⁺	using 2-(4-chlorophenyl) propylamine
134	N-[1-(4-chlorobenzyl)cyclopropyl]-4-[(1,3-thiazol-2-yl amino)sulfonyl] benzamide	 EP1595873	LCMS Rt= 3.21 min MS m/z 448 [MH] ⁺	using 1-(4-chlorobenzyl)cyclopropyl amine

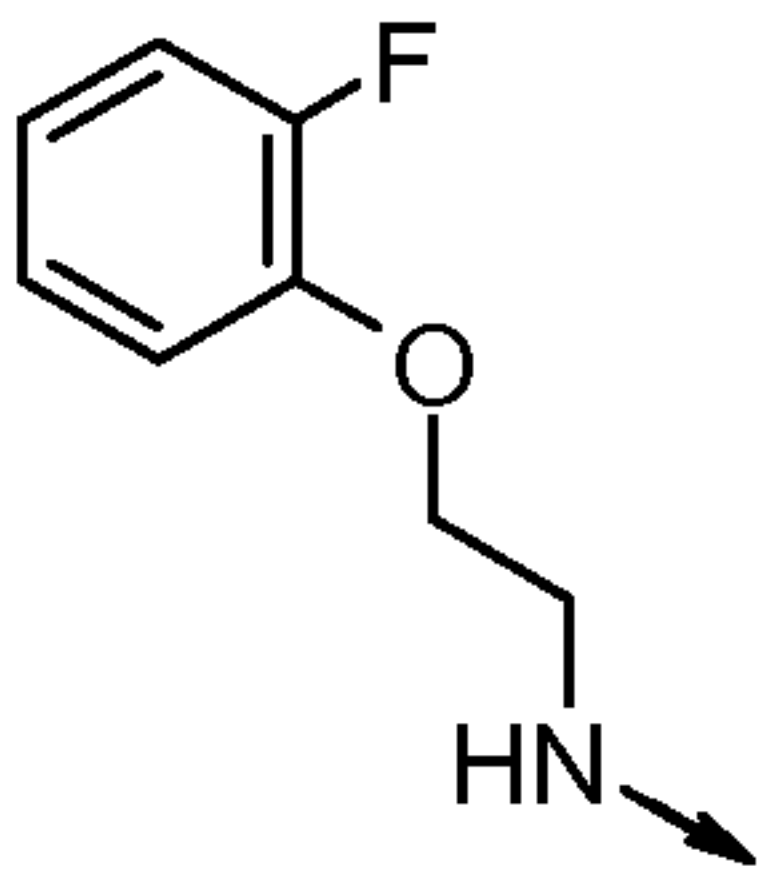
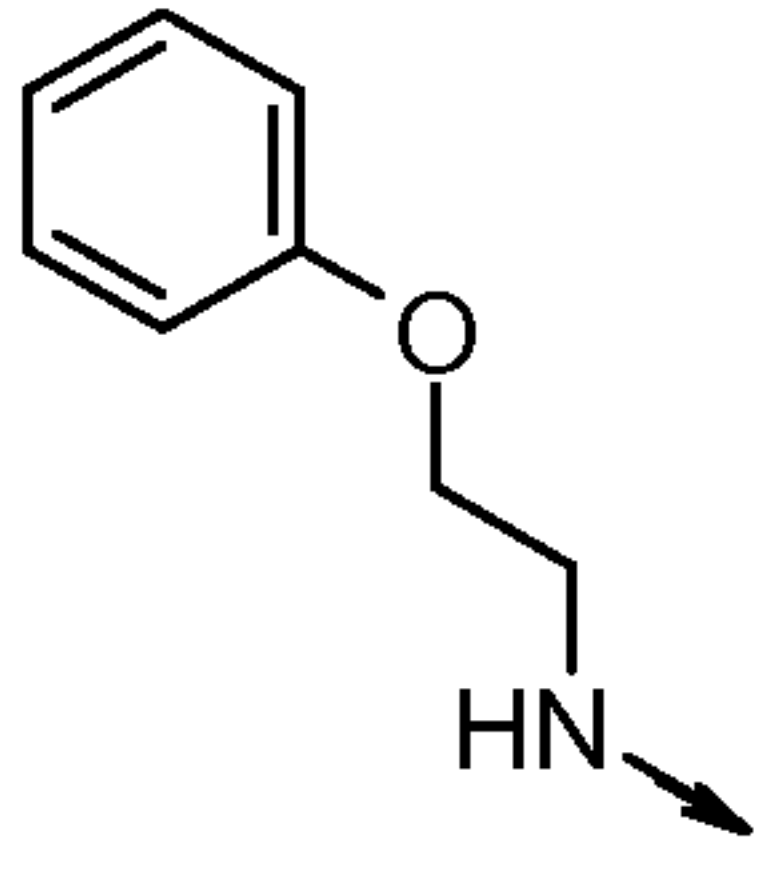
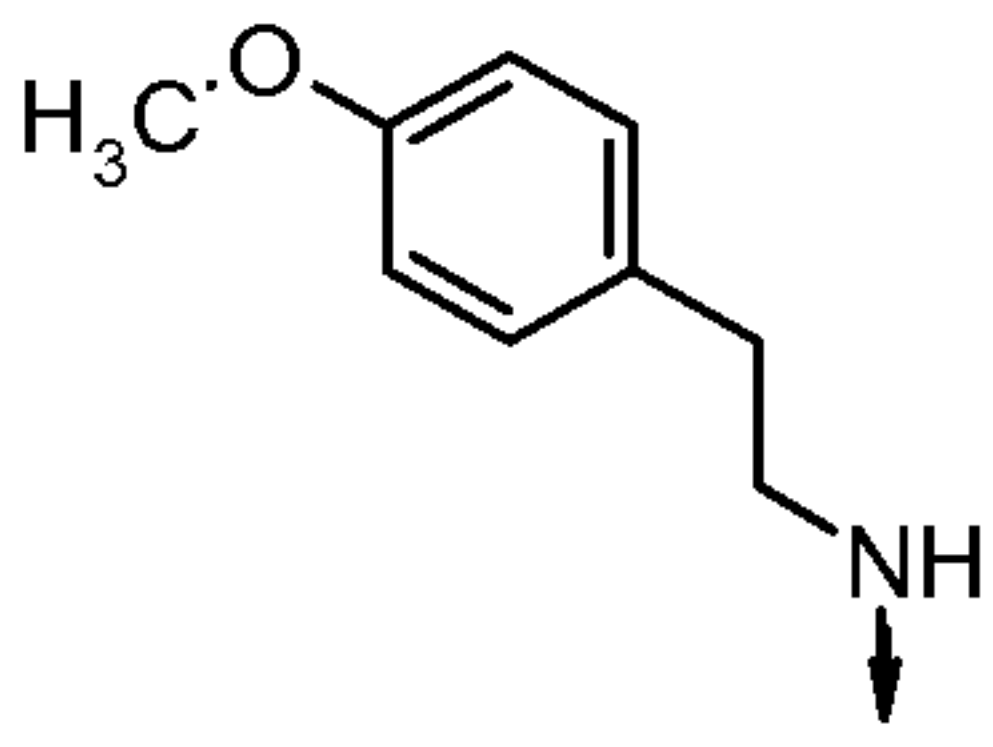
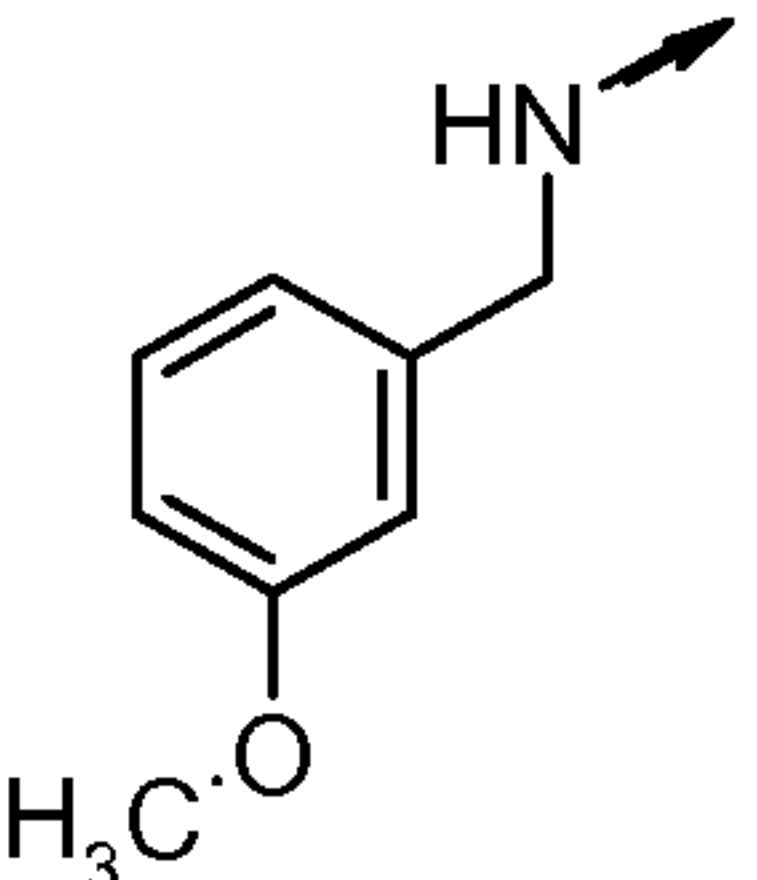
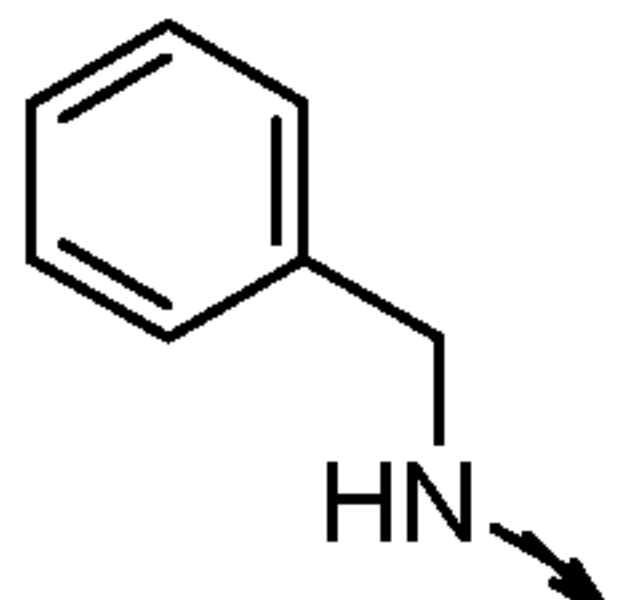
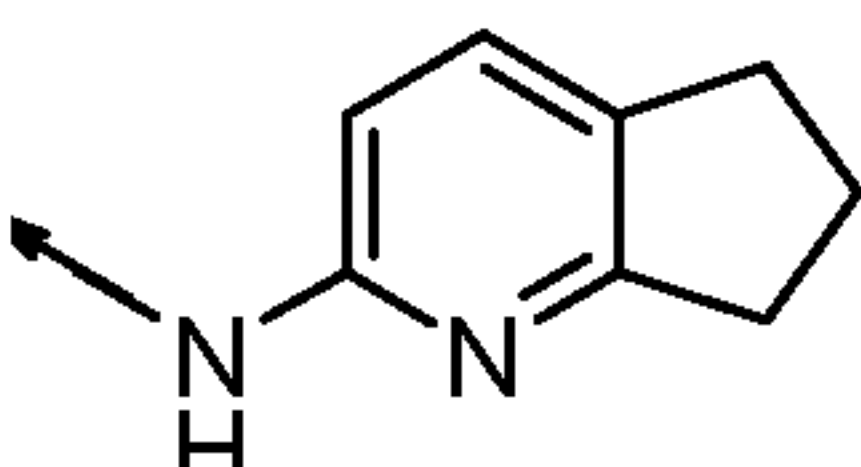
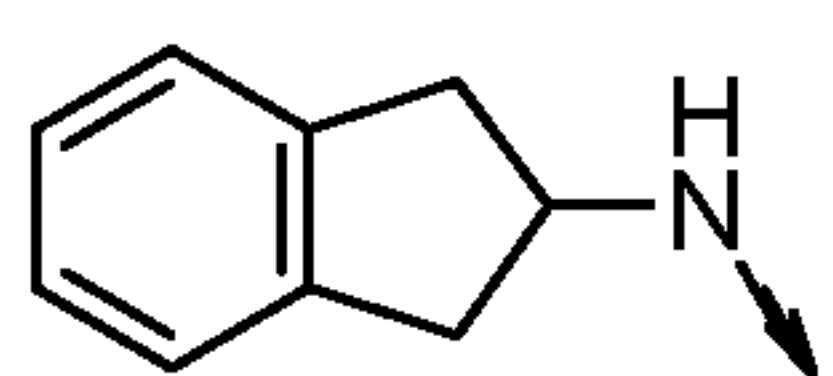
135	N-[1-(3-chlorophenyl)cyclopropyl]-4-[(1,3-thiazol-2-ylamino)sulfonyl]benzamide		LCMS Rt= 3.13 min MS m/z 434 [MH] ⁺	using 1-(3-chlorophenyl)cyclopropylamine
136	N-[1-(3-chlorophenyl)-2-(3-methylisoxazol-5-yl)ethyl]-4-[(1,3-thiazol-2-ylamino)sulfonyl]benzamide	 Preparation 49	LCMS Rt= 3.27 min MS m/z 503 [MH] ⁺	using 1-(3-Chloro-phenyl)-2-(3-methyl-isoxazol-5-yl)-ethylamine
137	N-[1-(3-chlorobenzyl)cyclopropyl]-4-[(1,3-thiazol-2-ylamino)sulfonyl]benzamide	 <i>Journal of Medicinal Chemistry</i> 1970 , 13(5), 820-826	LCMS Rt= 3.2 min MS m/z 448 [MH] ⁺	using 1-(3-chlorobenzyl)cyclopropylamine
138	N-[(1R,2R)-2-phenylcyclopentyl]-4-[(1,3-thiazol-2-ylamino)sulfonyl]benzamide		LCMS Rt= 3.14 min MS m/z 428 [MH] ⁺	using -[(1R,2R)-2-phenylcyclopentyl]amine
139	N-[1-(4-chlorophenyl)cyclopropyl]-4-[(1,3-thiazol-2-ylamino)sulfonyl]benzamide		LCMS Rt= 3.2 min MS m/z 434 [MH] ⁺	using 1-(4-chlorophenyl)cyclopropylamine
140	N-[cyclopropyl(2,6-difluorophenyl)methyl]-4-[(1,3-thiazol-2-ylamino)sulfonyl]benzamide		LCMS Rt= 3.22 min MS m/z 450 [MH] ⁺	using cyclopropyl(2,6-difluorophenyl)methylamine

141	N-[1-(3,5-difluorophenyl)-1-methylethyl]-4-[(1,3-thiazol-2-ylamino)sulfonyl] benzamide	 <p>HCl Preparation 52</p>	LCMS Rt= 3.2 min MS m/z 438 [MH] ⁺	using 2-(3,5-difluorophenyl)propan-2-amine hydrochloride
142	N-[1-(4-fluorophenyl)propyl]-4-[(1,3-thiazol-2-ylamino)sulfonyl] benzamide		LCMS Rt= 3.2 min MS m/z 420 [MH] ⁺	using 1-(4-fluorophenyl)propylamine
143	N-[1-(2-chlorophenyl)ethyl]-4-[(1,3-thiazol-2-ylamino)sulfonyl] benzamide		LCMS Rt= 3.14 min MS m/z 422 [MH] ⁺	using 1-(2-chlorophenyl)ethylamine
144	N-[2-(3-chlorophenoxy)ethyl]-4-[(1,3-thiazol-2-ylamino)sulfonyl] benzamide		LCMS Rt= 3.13 min MS m/z 438 [MH] ⁺	using 2-(3-chlorophenoxy)ethylamine
145	N-[(1S)-1-phenylpropyl]-4-[(1,3-thiazol-2-ylamino)sulfonyl] benzamide		LCMS Rt= 3.1 min MS m/z 400 [MH] ⁺	using (1S)-1-phenylpropylamine
146	N-[1-(3,4-difluorophenyl)-1-methylethyl]-4-[(1,3-thiazol-2-ylamino)sulfonyl] benzamide	 <p>WO2007006546</p>	LCMS Rt= 3.14 min MS m/z 438 [MH] ⁺	using 2-(3,4-difluorophenyl)propan-2-amine
147	N-[2-(2-chlorophenoxy)propyl]-4-[(1,3-thiazol-2-ylamino)sulfonyl] benzamide		LCMS Rt= 3.22 min MS m/z 452 [MH] ⁺	using 2-(2-chlorophenoxy)propylamine

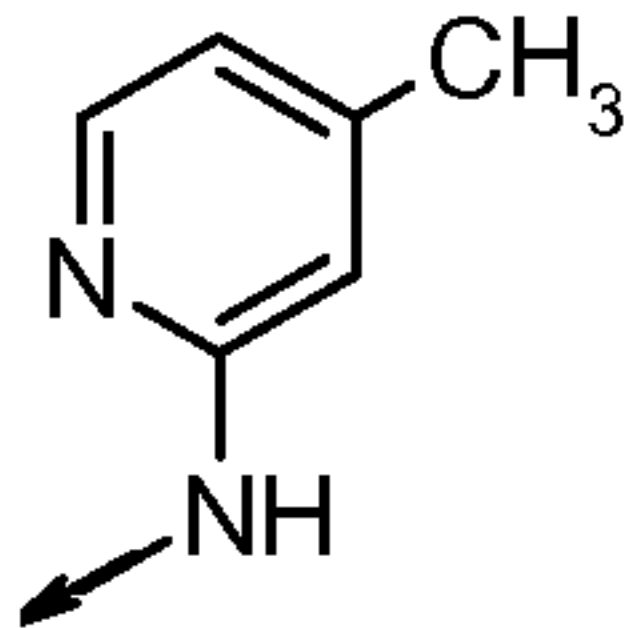
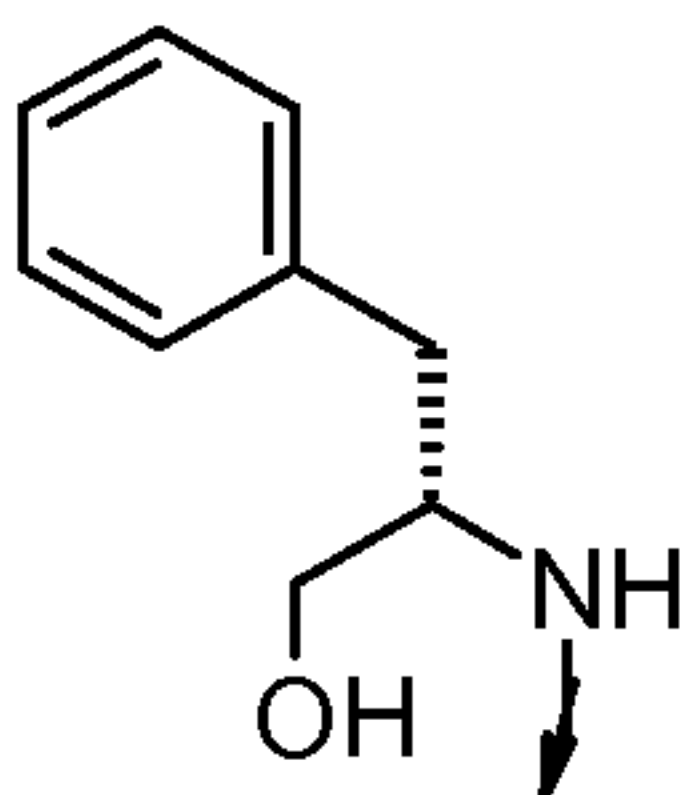
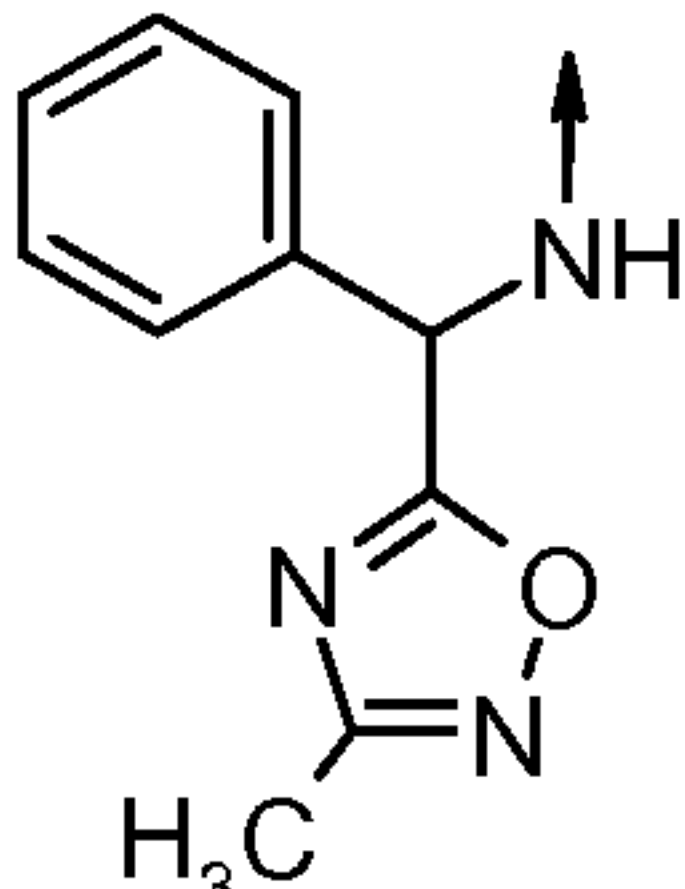
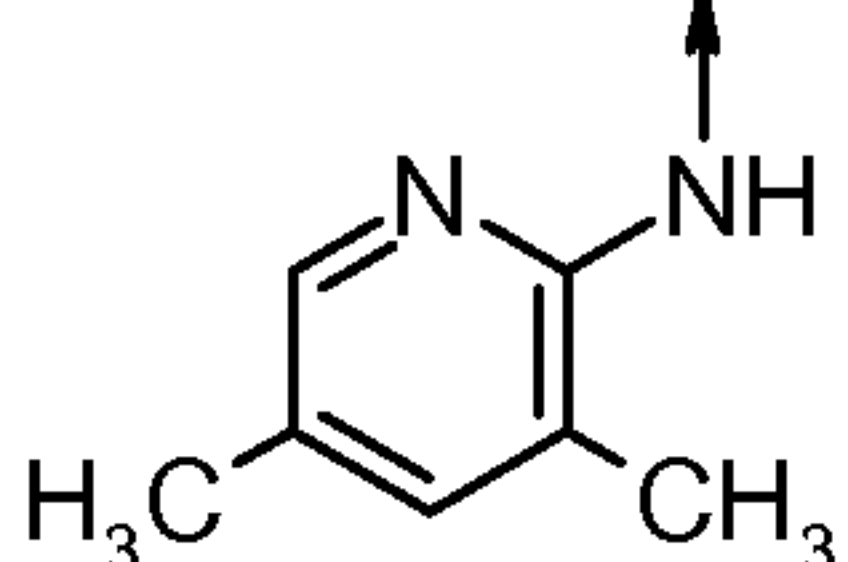
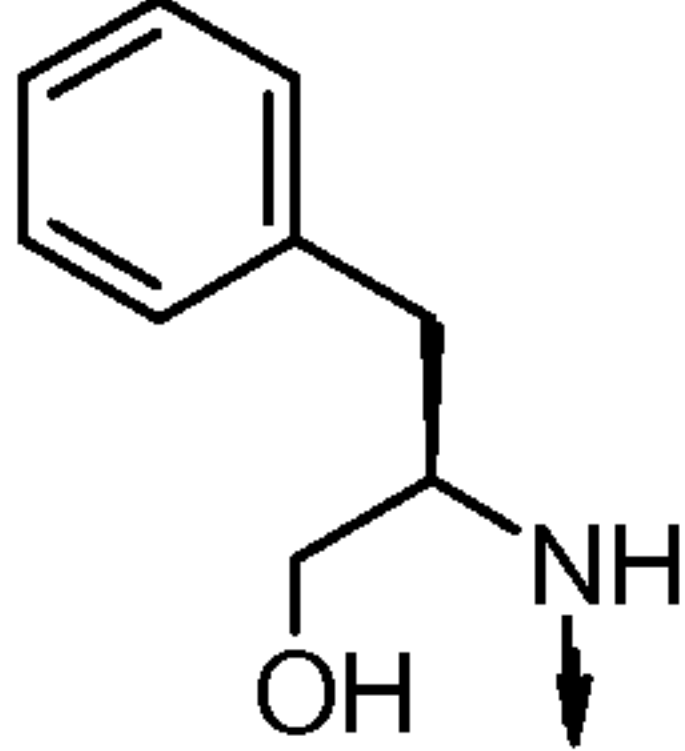
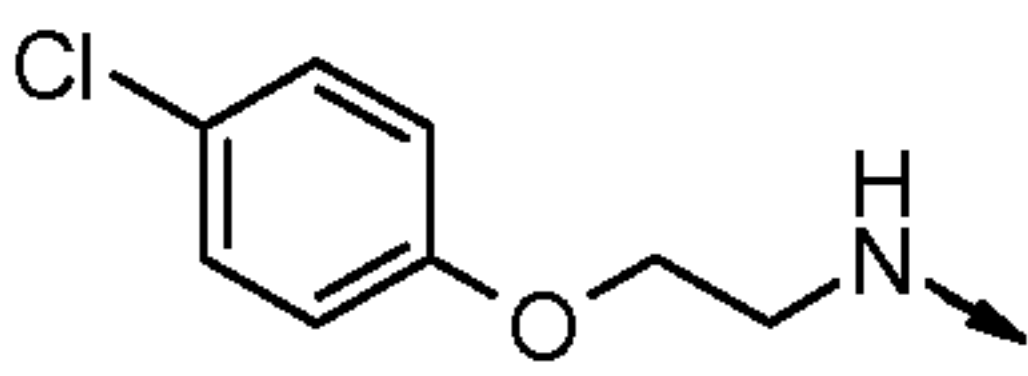
148	N-[2-(2-chlorophenoxy)ethyl]-4-[(1,3-thiazol-2-ylamino)sulfonyl] benzamide		LCMS Rt= 3.06 min MS m/z 438 [MH] ⁺	using 2-(2-chlorophenoxy) ethylamine
149	N-[2-(4-fluorophenyl)-1-methylethyl]-4-[(1,3-thiazol-2-ylamino)sulfonyl] benzamide		LCMS Rt= 3.2 min MS m/z 420 [MH] ⁺	using 2-(4-fluorophenyl)-1-methylethyl amine
150	N-[(1R)-1-phenylpropyl]-4-[(1,3-thiazol-2-yl amino)sulfonyl] benzamide		LCMS Rt= 3.05 min MS m/z 402 [MH] ⁺	using -(1R)-1-phenylpropylami ne
151	N-[2-(3,4-difluorophenyl)-1-methylethyl]-4-[(1,3-thiazol-2-ylamino)sulfonyl] benzamide		LCMS Rt= 3.15 min MS m/z 438 [MH] ⁺	using 2-(3,4-difluorophenyl)-1-methylethyl amine
152	N-(3-chlorobenzyl)-4-[(1,3-thiazol-2-yl amino)sulfonyl] benzamide		LCMS Rt= 3.12 min MS m/z 408 [MH] ⁺	using 3-chloro benzylamine
153	N-[(1-phenylcyclopropyl)methyl]-4-[(1,3-thiazol-2-ylamino)sulfonyl] benzamide		LCMS Rt= 3.15 min MS m/z 414 [MH] ⁺	using (1-phenyl cyclopropyl) methylamine
103	N-[1-(4-fluorophenyl)ethyl]-4-[(1,3-thiazol-2-ylamino)sulfonyl] benzamide		LCMS Rt= 3.07 min MS m/z 406 [MH] ⁺	using 1-(4-fluorophenyl) ethylamine

154	N-[2-(4-methylphenoxy)ethyl]-4-[(1,3-thiazol-2-ylamino)sulfonyl] benzamide		LCMS Rt= 3.05 min MS m/z 418 [MH] ⁺	using 2-(4-methylphenoxy) ethylamine
155	N-(2-phenylpropyl)-4-[(1,3-thiazol-2-ylamino)sulfonyl] benzamide		LCMS Rt= 3.06 min MS m/z 402 [MH] ⁺	using 2-phenyl propylamine
156	N-[1-(4-fluorophenyl)-2-(3-methylisoxazol-5-yl)ethyl]-4-[(1,3-thiazol-2-ylamino)sulfonyl] benzamide		LCMS Rt= 3.12 min MS m/z 487 [MH] ⁺	using 1-(4-fluoro-phenyl)-2-(3-methyl-isoxazol-5-yl)-ethylamine
157	N-[1-(2-methoxybenzyl)cyclopropyl]-4-[(1,3-thiazol-2-ylamino)sulfonyl] benzamide	 <i>Journal of Medicinal Chemistry, 1970, 13(5), 820-826</i>	LCMS Rt= 3.05 min MS m/z 444 [MH] ⁺	using 1-(2-methoxybenzyl) cyclopropyl amine
158	N-(2,3-dihydro-1H-inden-1-yl)-4-[(1,3-thiazol-2-yl amino)sulfonyl] benzamide		LCMS Rt= 3.06 min MS m/z 400 [MH] ⁺	using 2,3-dihydro-1H-inden-1-amine
159	N-[1-(3-methoxybenzyl)cyclopropyl]-4-[(1,3-thiazol-2-yl amino)sulfonyl] benzamide		LCMS Rt= 2.99 min MS m/z 444 [MH] ⁺	using 1-(3-methoxybenzyl) cyclopropyl amine

160	N-[1-(4-methoxyphenyl)cyclopropyl]-4-[(1,3-thiazol-2-ylamino)sulfonyl] benzamide	 EP1595873	LCMS Rt= 2.91 min MS m/z 430 [MH] ⁺	using 1-(4-methoxyphenyl)cyclopropylamine
161	N-(2-phenoxypropyl)-4-[(1,3-thiazol-2-ylamino)sulfonyl] benzamide		LCMS Rt= 3.07 min MS m/z 418 [MH] ⁺	using 2-phenoxypropylamine
162	N-[1-(4-methoxybenzyl)cyclopropyl]-4-[(1,3-thiazol-2-ylamino)sulfonyl] benzamide		LCMS Rt= 3.12 min MS m/z 444 [MH] ⁺	using 1-(4-methoxybenzyl)cyclopropylamine
163	N-(2-phenylethyl)-4-[(1,3-thiazol-2-ylamino)sulfonyl] benzamide		LCMS Rt= 3.04 min MS m/z 388 [MH] ⁺	using 2-phenylethylamine
164	N-[1-(3-methoxyphenyl)cyclopropyl]-4-[(1,3-thiazol-2-ylamino)sulfonyl] benzamide		LCMS Rt= 2.98 min MS m/z 430 [MH] ⁺	using 1-(3-methoxyphenyl)cyclopropylamine
165	N-[2-(2-methoxyphenyl)ethyl]-4-[(1,3-thiazol-2-ylamino)sulfonyl] benzamide		LCMS Rt= 2.99 min MS m/z 418 [MH] ⁺	using 2-(2-methoxyphenyl)ethylamine
166	N-[2-(3-methoxyphenyl)ethyl]-4-[(1,3-thiazol-2-ylamino)sulfonyl] benzamide		LCMS Rt= 2.9 min MS m/z 418 [MH] ⁺	using 2-(3-methoxyphenyl)ethylamine

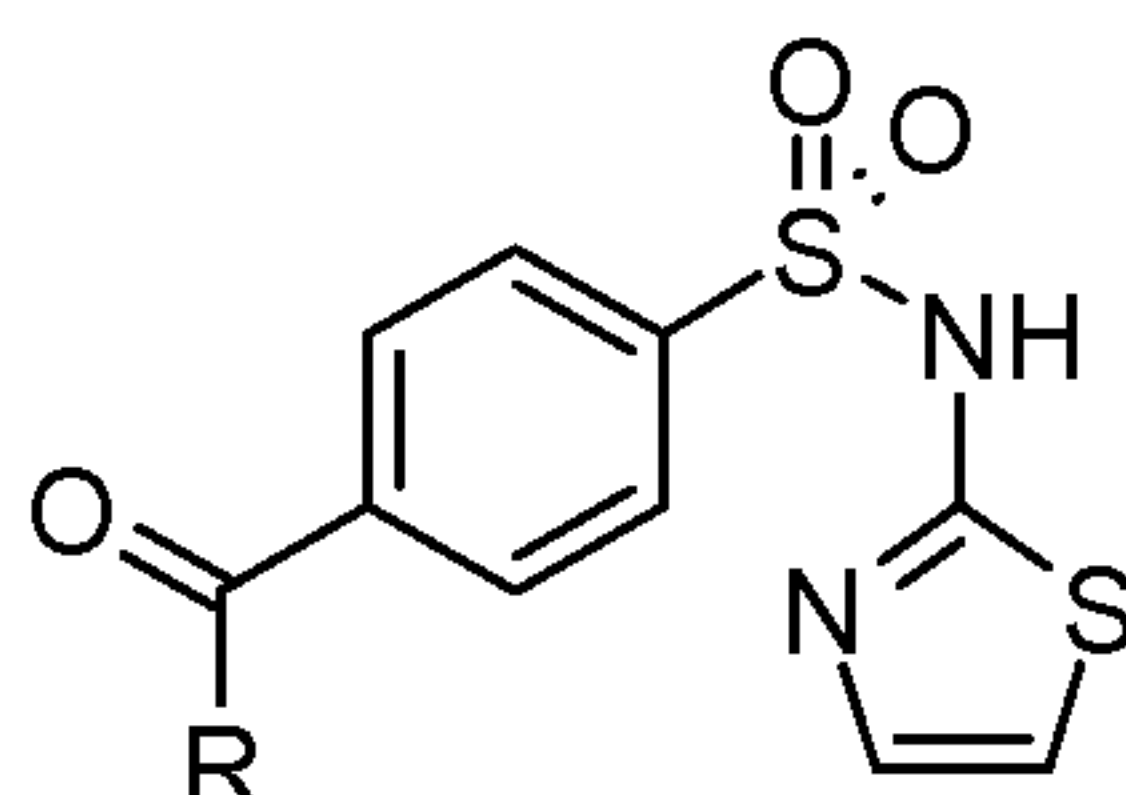
167	N-[2-(2-fluorophenoxy)ethyl]-4-[(1,3-thiazol-2-yl amino)sulfonyl] benzamide		LCMS Rt= 2.92 min MS m/z 422 [MH] ⁺	using 2-(2-fluorophenoxy) ethylamine
168	N-(2-phenoxyethyl)-4-[(1,3-thiazol-2-yl amino)sulfonyl] benzamide		LCMS Rt= 2.92 min MS m/z 404 [MH] ⁺	using 2-phenoxy ethylamine
169	N-[2-(4-methoxyphenyl)ethyl]-4-[(1,3-thiazol-2-yl amino)sulfonyl] benzamide		LCMS Rt= 2.97 min MS m/z 418 [MH] ⁺	using 2-(4-methoxyphenyl) ethylamine
170	N-(3-methoxybenzyl)-4-[(1,3-thiazol-2-yl amino)sulfonyl] benzamide		LCMS Rt= 2.83 min MS m/z 404 [MH] ⁺	using 3-methoxy benzylamine
171	N-benzyl-4-[(1,3-thiazol-2-yl amino)sulfonyl] benzamide		LCMS Rt= 2.97 min MS m/z 374 [MH] ⁺	using benzylamine
172	N-(6,7-dihydro-5H-cyclopenta[b]pyridin-2-yl)-4-[(1,3-thiazol-2-yl amino)sulfonyl] benzamide		LCMS Rt= 2.83 min MS m/z 401 [MH] ⁺	using 6,7-dihydro-5H-cyclopenta[b] pyridin-2-amine
173	N-(2,3-dihydro-1H-inden-2-yl)-4-[(1,3-thiazol-2-yl amino)sulfonyl] benzamide		LCMS Rt= 2.99 min MS m/z 400 [MH] ⁺	using 2,3-dihydro-1H-inden-2-amine

174	N-(2-methoxybenzyl)-4-[(1,3-thiazol-2-ylamino)sulfonyl] benzamide		LCMS Rt= 2.97 min MS m/z 404 [MH] ⁺	using 2-methoxy benzylamine
175	N-(5,6-dimethylpyridin-3-yl)-4-[(1,3-thiazol-2-ylamino)sulfonyl] benzamide		LCMS Rt= 2.0 min MS m/z 389 [MH] ⁺	using 5,6-dimethylpyridin-3-amine
176	N-(4-methoxybenzyl)-4-[(1,3-thiazol-2-ylamino)sulfonyl] benzamide		LCMS Rt= 2.84 min MS m/z 404 [MH] ⁺	using 4-methoxy benzylamine
177	N-(6-methoxypyridin-3-yl)-4-[(1,3-thiazol-2-ylamino)sulfonyl] benzamide		LCMS Rt= 2.82 min MS m/z 391 [MH] ⁺	using 6-methoxypyridin-3-amine
178	N-(3-ethyl-6-methylpyridin-2-yl)-4-[(1,3-thiazol-2-ylamino)sulfonyl] benzamide		LCMS Rt= 2.46 min MS m/z 403 [MH] ⁺	using 3-ethyl-6-methylpyridin-2-amine
179	N-[(3S,4R)-4-(4-fluorophenyl)tetrahydrofuran-3-yl]-4-[(1,3-thiazol-2-ylamino)sulfonyl] benzamide		LCMS Rt= 2.84 min MS m/z 448 [MH] ⁺	using (3S*,4R*)-4-(4-Fluorophenyl) tetrahydrofuran-3-amine
180	N-(3-cyanobenzyl)-4-[(1,3-thiazol-2-ylamino)sulfonyl] benzamide		LCMS Rt= 2.77 min MS m/z 399 [MH] ⁺	using 3-cyano benzylamine

181	N-(4-methylpyridin-2-yl)-4-[(1,3-thiazol-2-ylamino)sulfonyl] benzamide		LCMS Rt= 2.44 min MS m/z 375 [MH] ⁺	using 4-methyl pyridin-2-amine
182	N-[(1S)-1-benzyl-2-hydroxyethyl]-4-[(1,3-thiazol-2-ylamino)sulfonyl] benzamide		LCMS Rt= 2.22 min MS m/z 418 [MH] ⁺	using (1S)-1- benzyl-2- hydroxyethyl amine
183	N-[(3-methyl-1,2,4-oxadiazol-5-yl)(phenyl)methyl]-4-[(1,3-thiazol-2-ylamino)sulfonyl] benzamide		LCMS Rt= 2.98 min MS m/z 456 [MH] ⁺	using (3-methyl- 1,2,4-oxadiazol- 5-yl)(phenyl) methylamine
184	N-(3,5-dimethylpyridin-2-yl)-4-[(1,3-thiazol-2-ylamino)sulfonyl] benzamide	 <i>Journal of Heterocyclic Chemistry</i> 1981 , 18(8), 1613-1618	LCMS Rt= 2.39 min MS m/z 389 [MH] ⁺	using 3,5- dimethyl pyridin-2-amine
185	N-[(1R)-1-benzyl-2-hydroxyethyl]-4-[(1,3-thiazol-2-ylamino)sulfonyl] benzamide		LCMS Rt= 2.36 min MS m/z 418 [MH] ⁺	using (1R)-1- benzyl-2- hydroxyethylami ne
186	N-[2-(4-chlorophenoxy)ethyl]-4-[(1,3-thiazol-2-ylamino)sulfonyl] benzamide		LCMS Rt= 2.79 min MS m/z 438 [MH] ⁺ ¹ HNMR (d ₆ - DMSO: 3.6 (m, 2H), 4.1 (s, 2H), 6.4 (s, 1H), 6.9 (s, 1H),	using 2-(4- chlorophenoxy) ethylamine

			7.0 (m, 2H), 7.3 (m, 3H), 7.8 (m, 3H), 8.7 (m, 1H).	
--	--	--	---	--

[0351] The following examples of the general formula



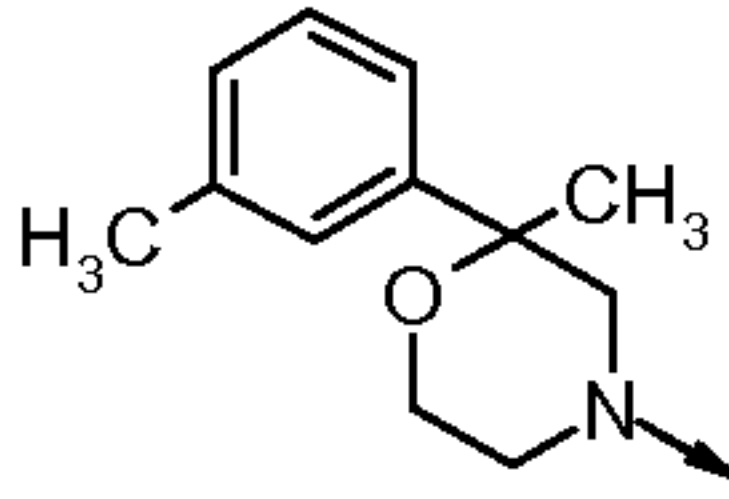
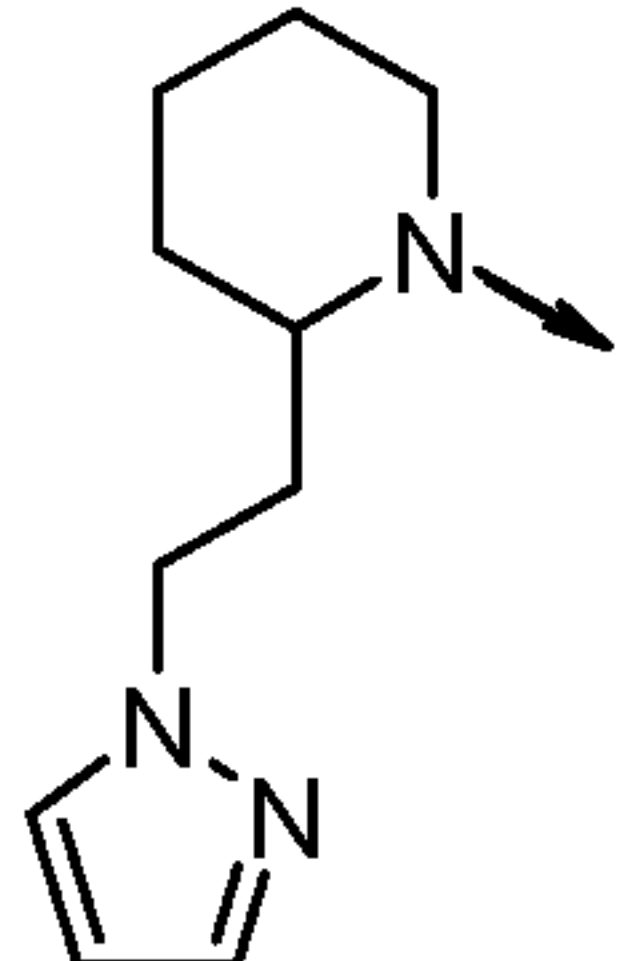
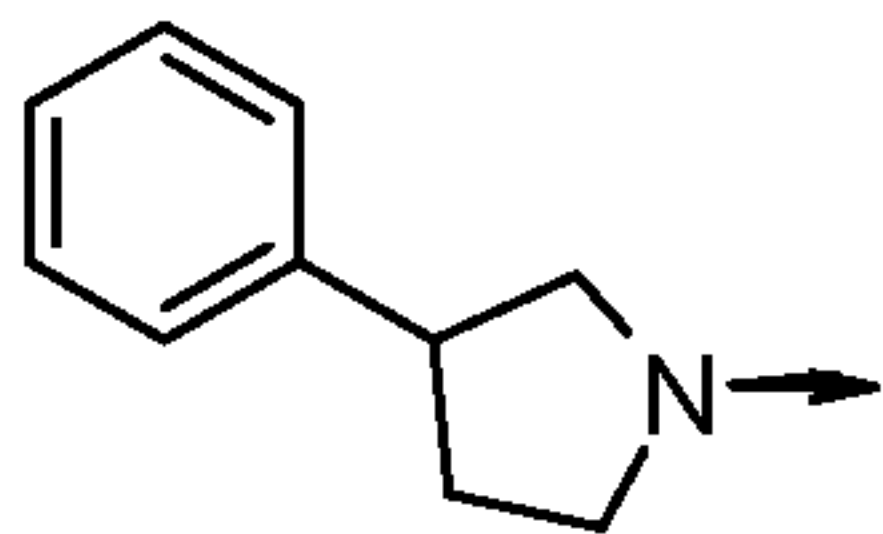
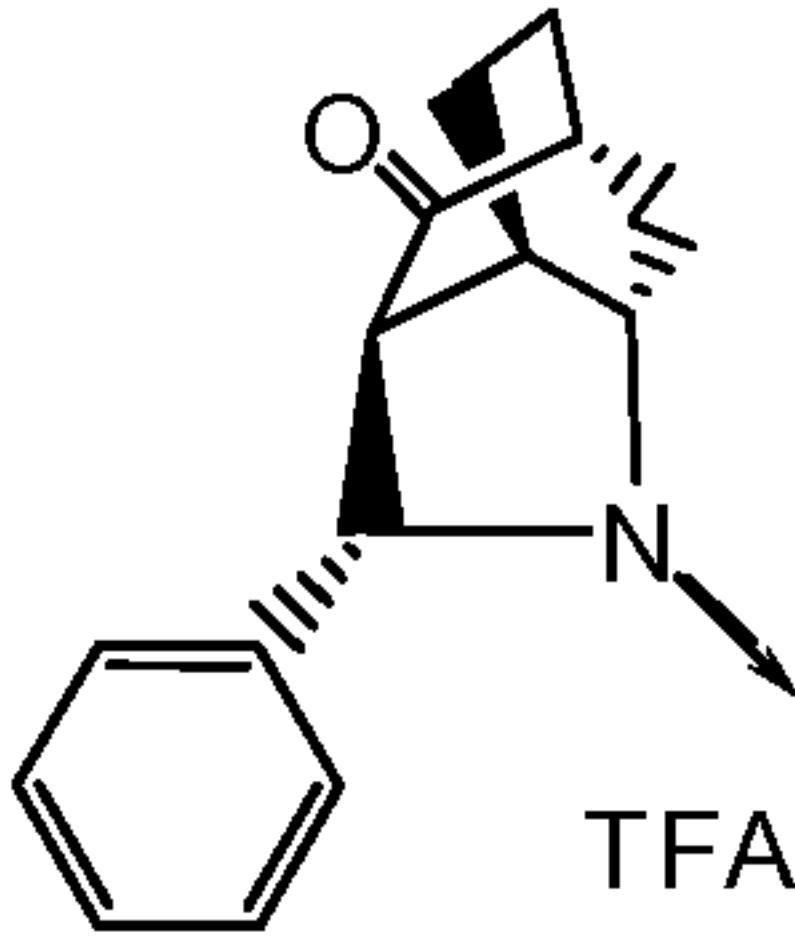
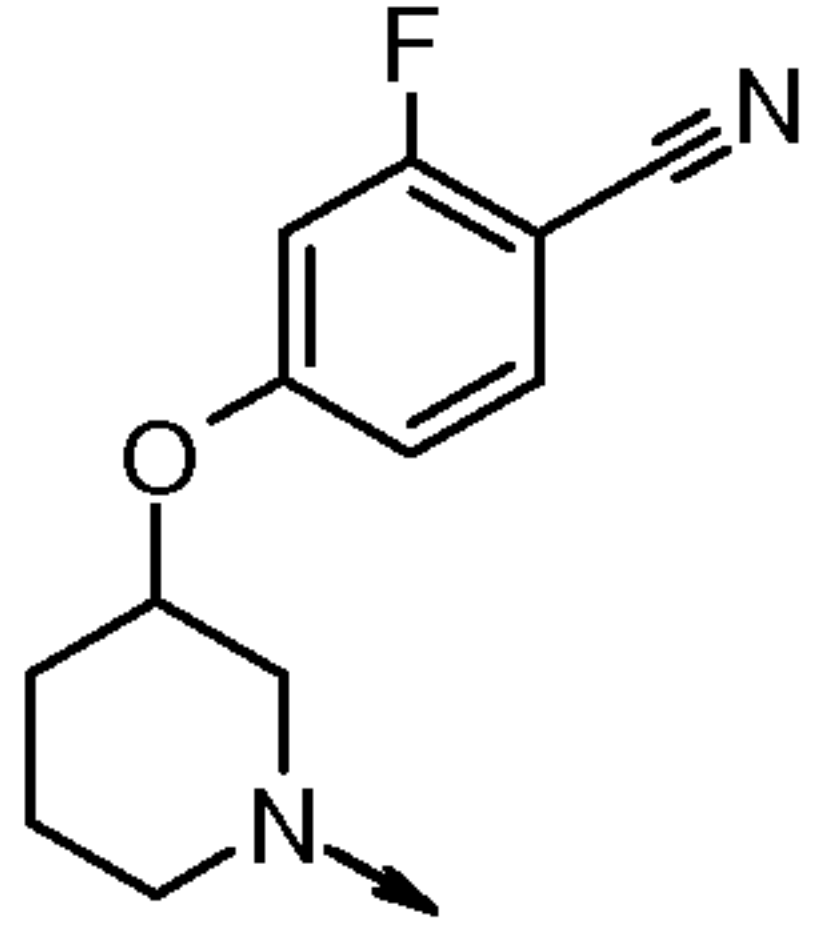
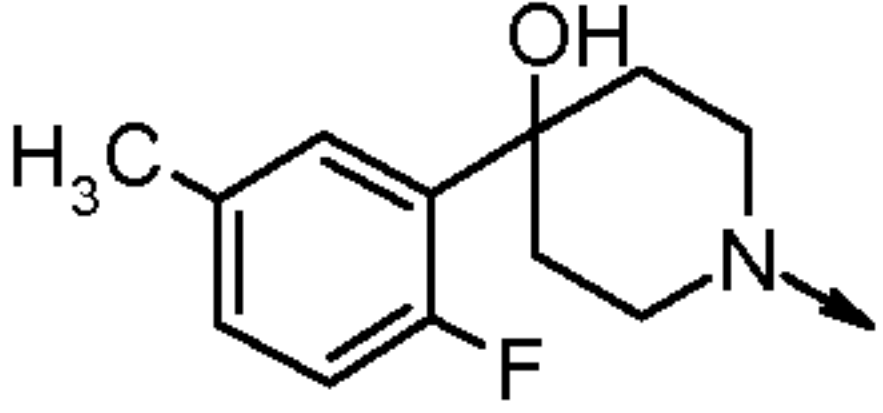
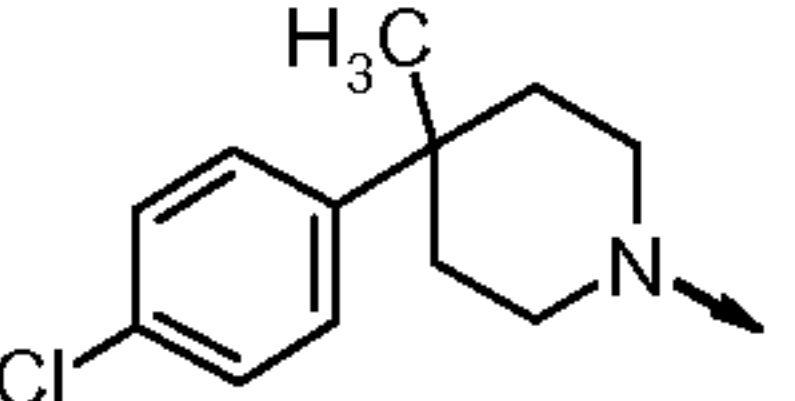
were prepared by the following method using the indicated amines.

- 5 [0352] To a 1M solution of 4-[(2,4-Dimethoxybenzyl)(1,3-thiazol-2-yl)amino]sulfonyl}benzoic acid (**Preparation 99**, 1ml, 0.1mmol, 1eq) in dimethylformamide was added an amine (0.1mmol, 1eq), Et₃N (0.03ml, 0.2mmol, 2eq) and HATU (38mg, 0.1mmol, 1eq), the reaction mixture was sealed and shaken at 30°C for 16 hours. The reaction mixture was concentrated in vacuo and the residue redissolved in DCM:TFA (1:3) (1ml). The reaction mixture was sealed and shaken at 30°C for 2 hours. The solvent was evaporated in vacuo and the residue purified by preparative HPLC to yield the title compound.

[0353] Amines used for the amide bond formation are commercially available, synthesized via known literature methods (referenced in table) or synthesized by analogous methods known to those skilled in the art.

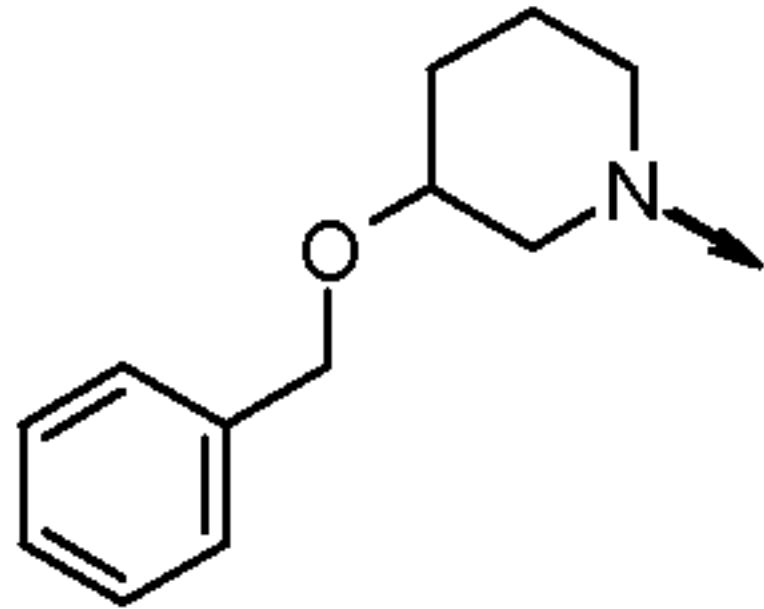
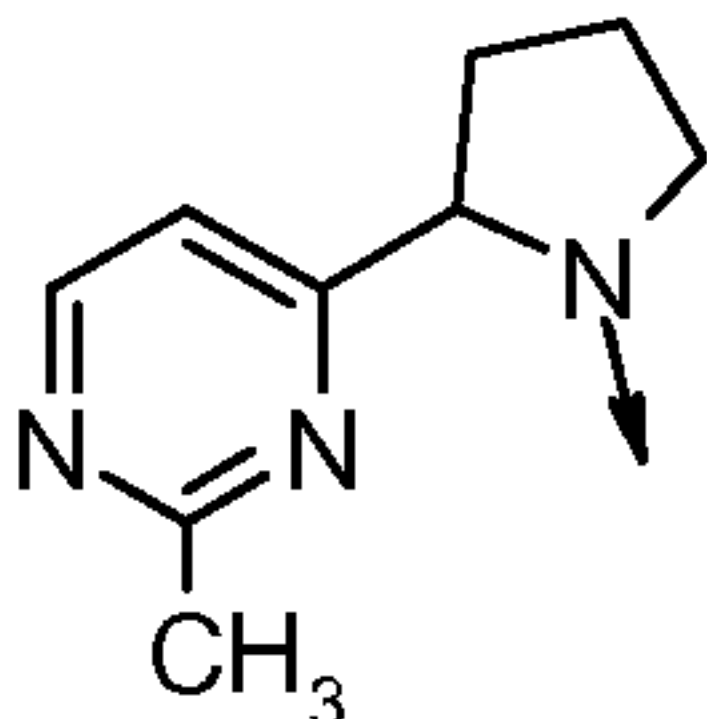
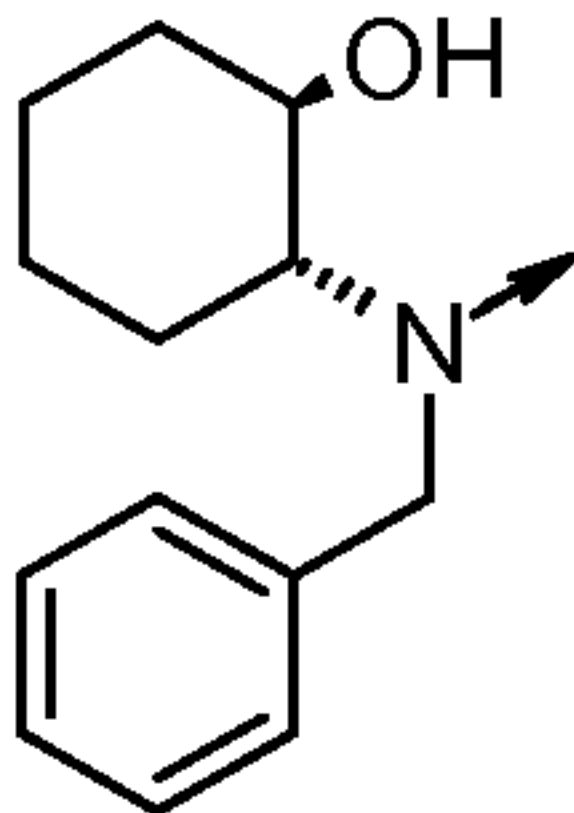
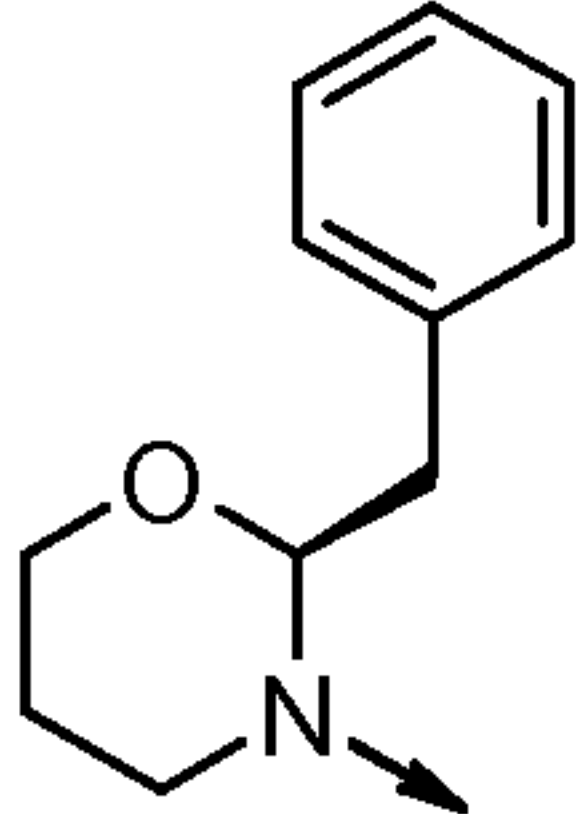
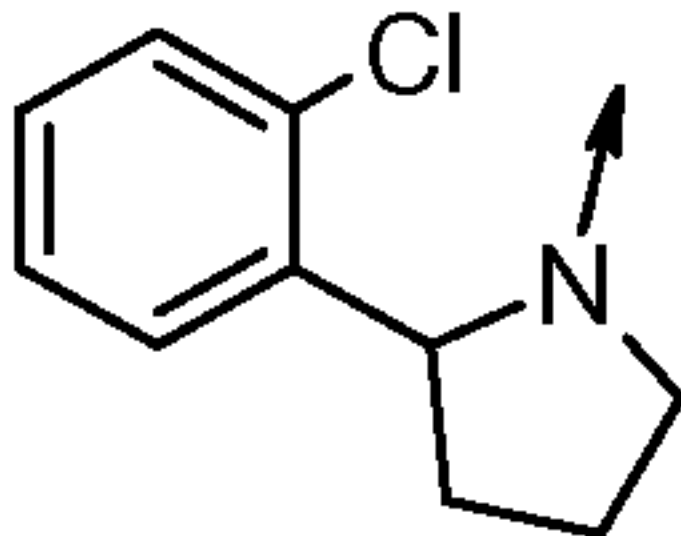
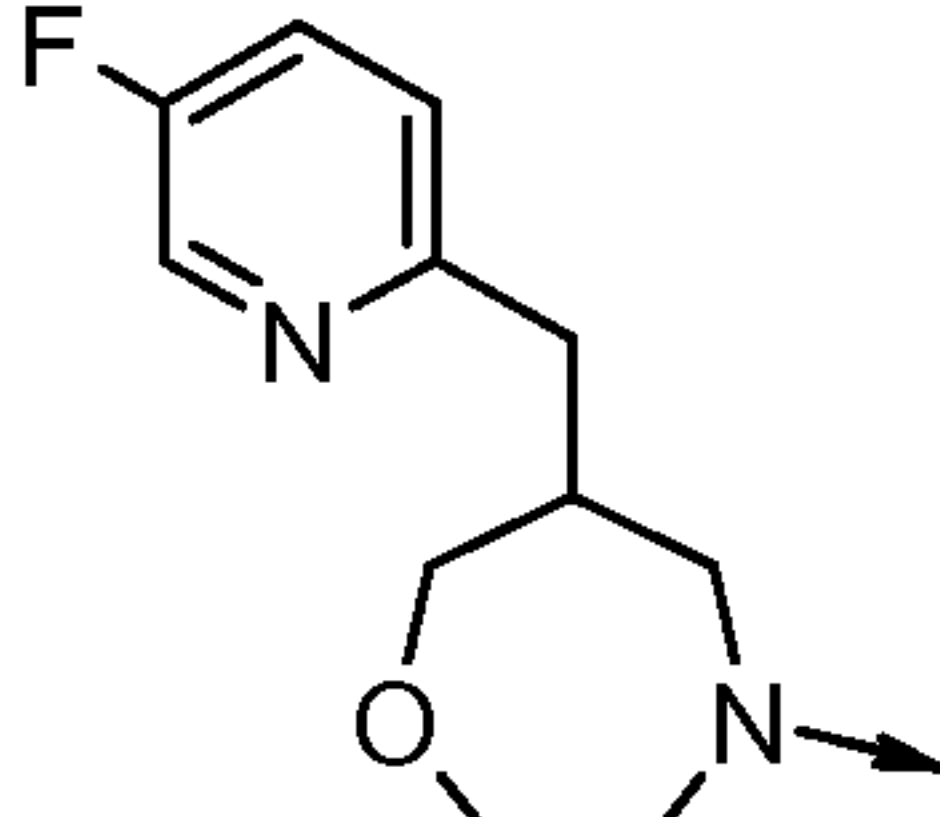
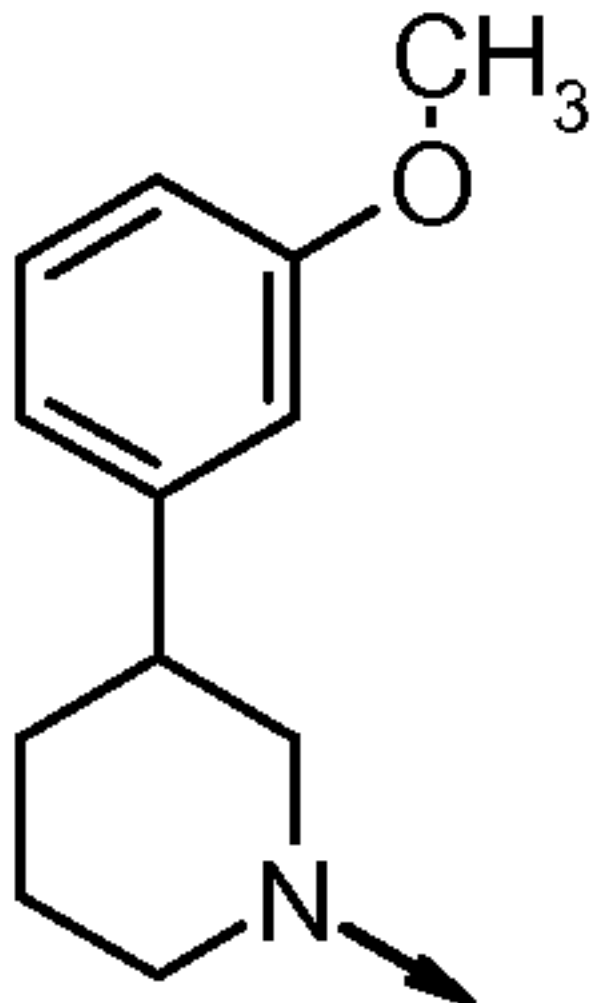
15 **Table 6**

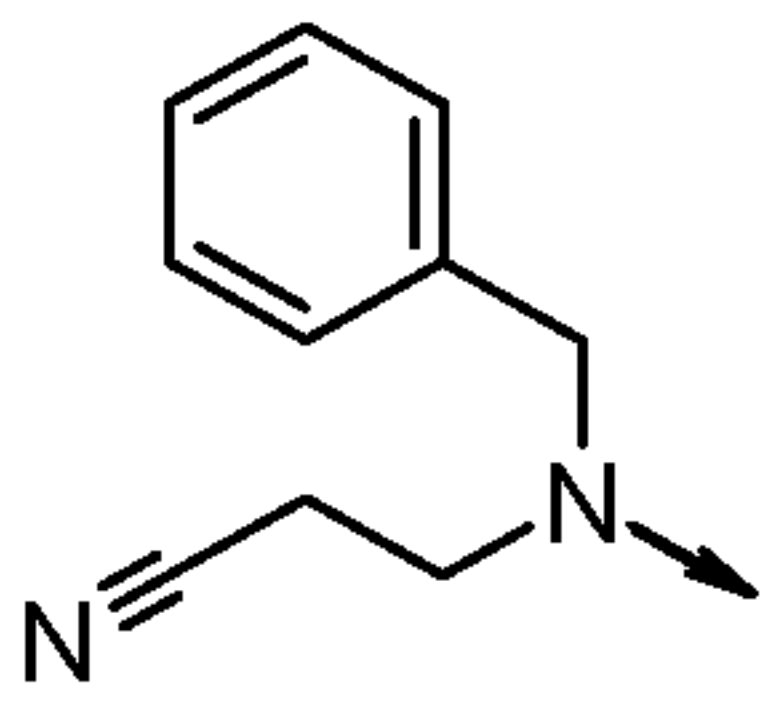
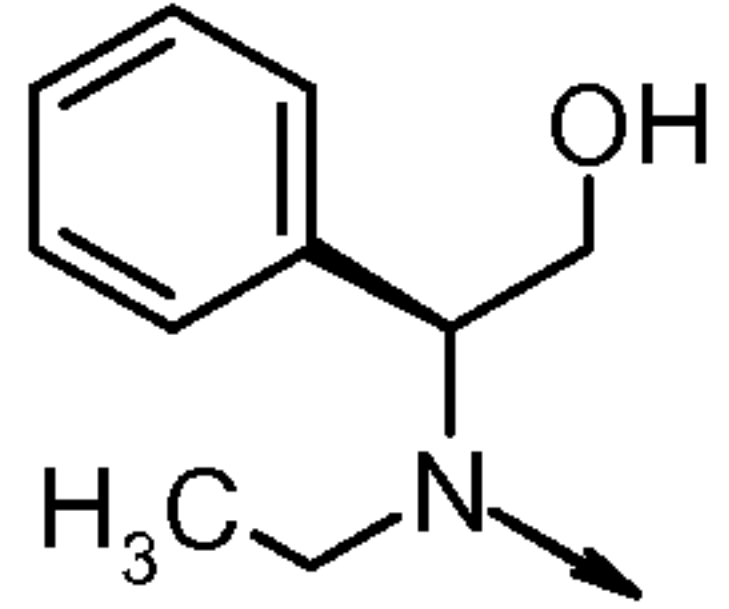
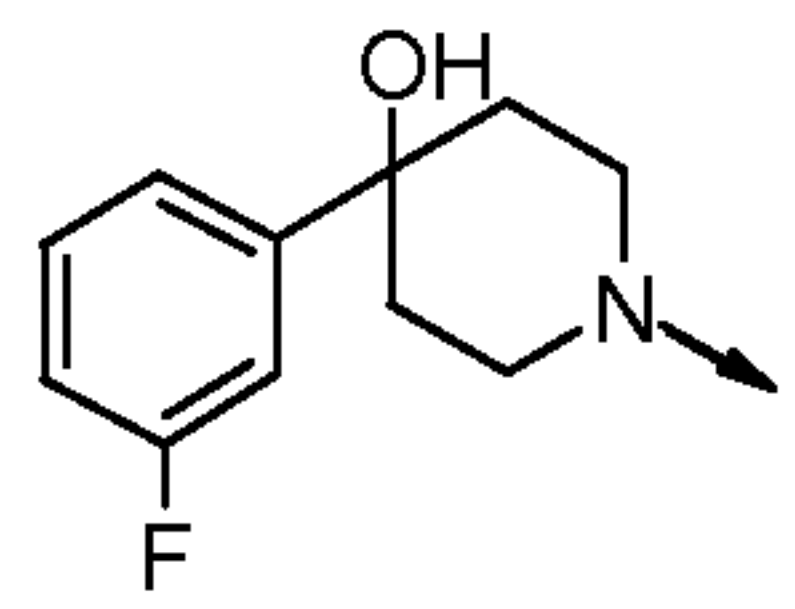
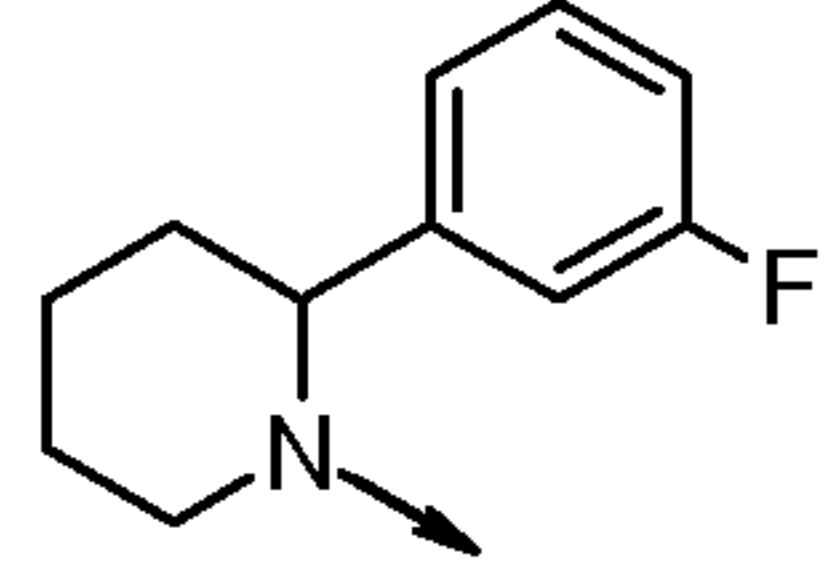
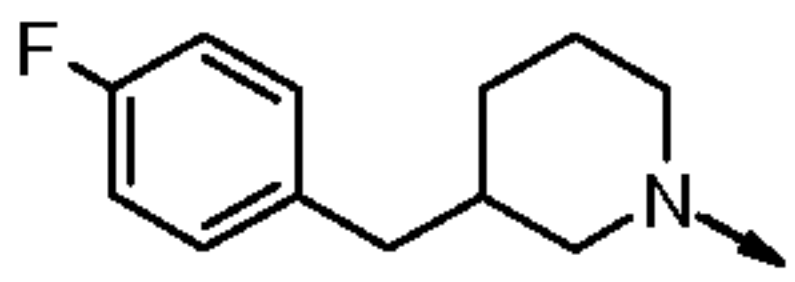
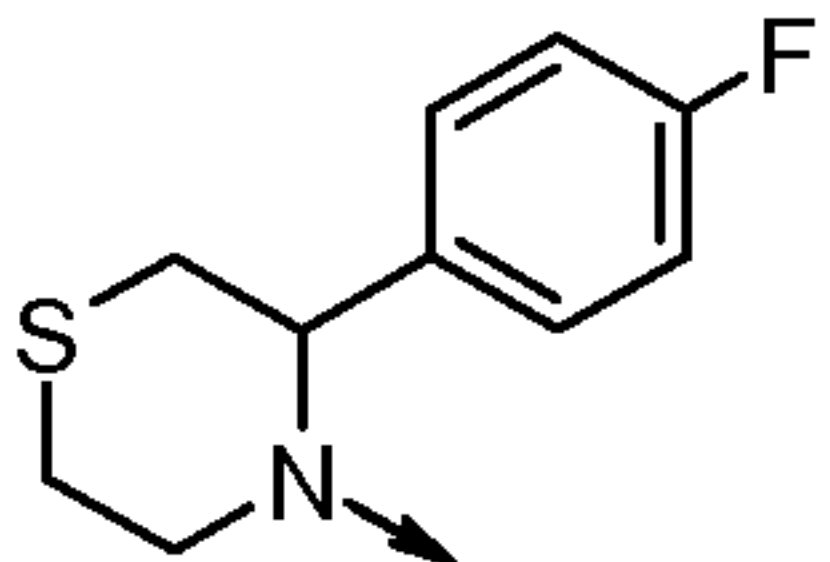
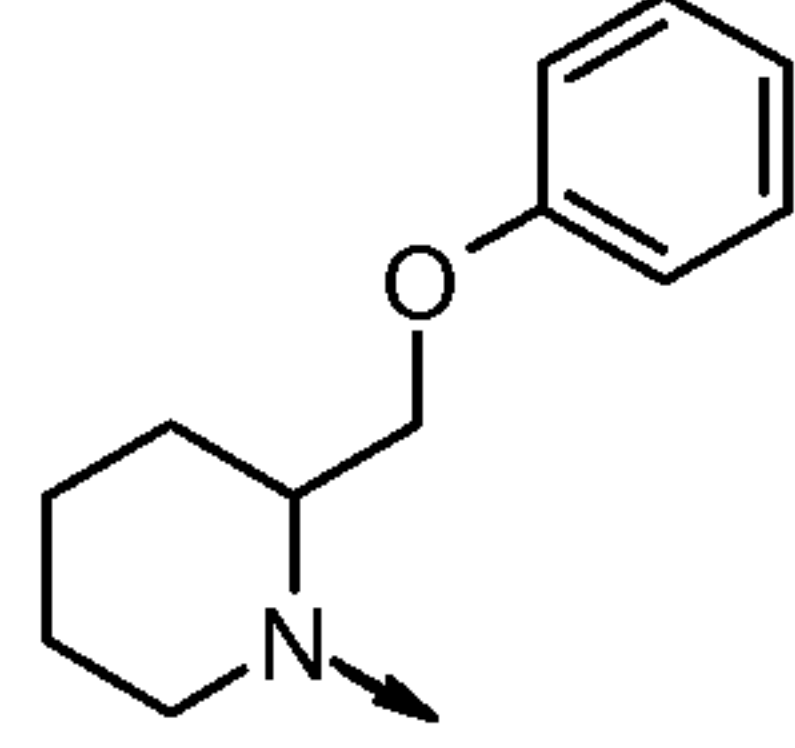
<u>Example</u>	<u>Name</u>	<u>R</u>	<u>Data</u>	<u>Preparation Information</u>
187	N-benzyl-N-isopropyl-4-[(1,3-thiazol-2-ylamino)sulfonyl] benzamide		LCMS Rt= 2.903 min MS m/z 416 [MH] ⁺	using N-benzyl-N-isopropyl amine
188	N-[(1S,2R)-2-hydroxy-1-methyl-2-phenylethyl]-N-methyl-4-[(1,3-thiazol-2-ylamino)sulfonyl] benzamide		LCMS Rt= 2.401 min MS m/z 432	using (1S,2R)-2-hydroxy-1-methyl-2-phenylethylamine

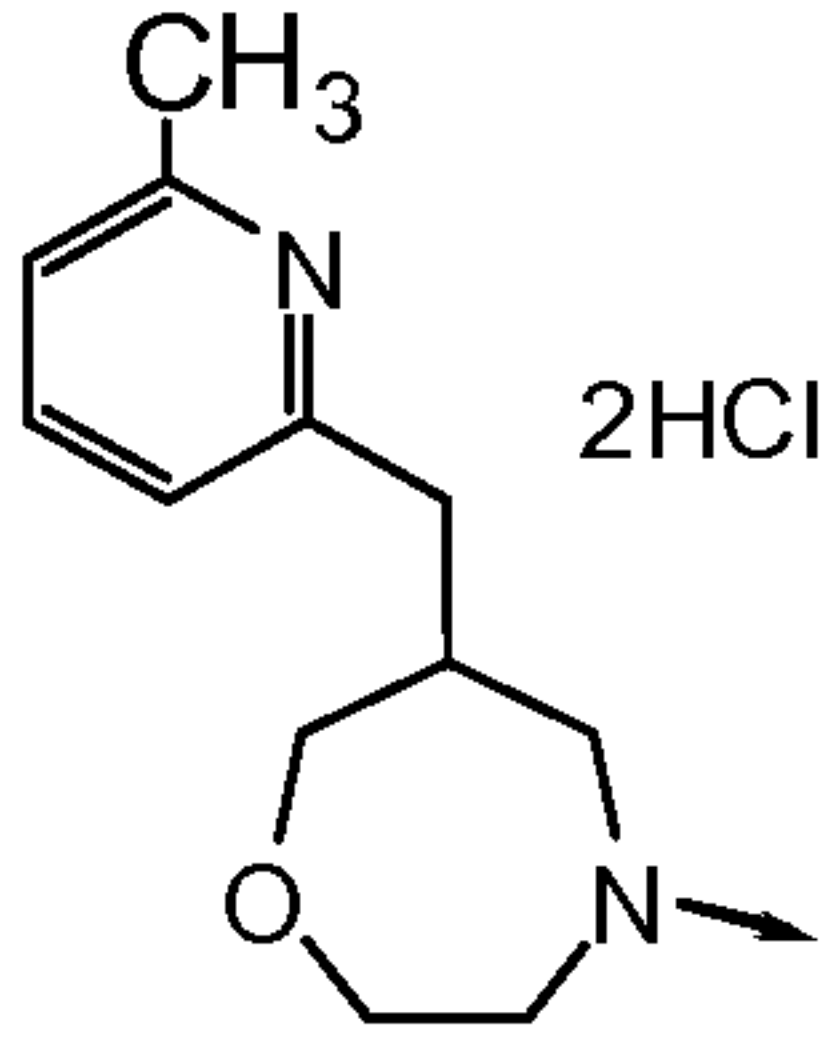
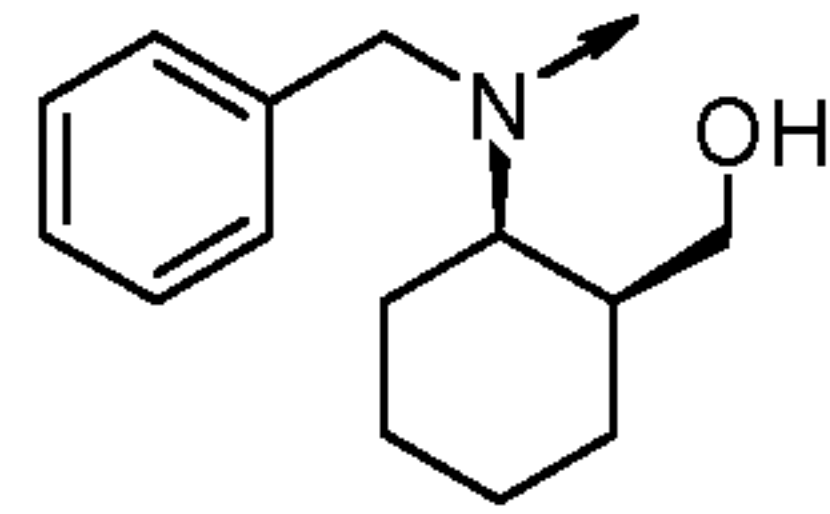
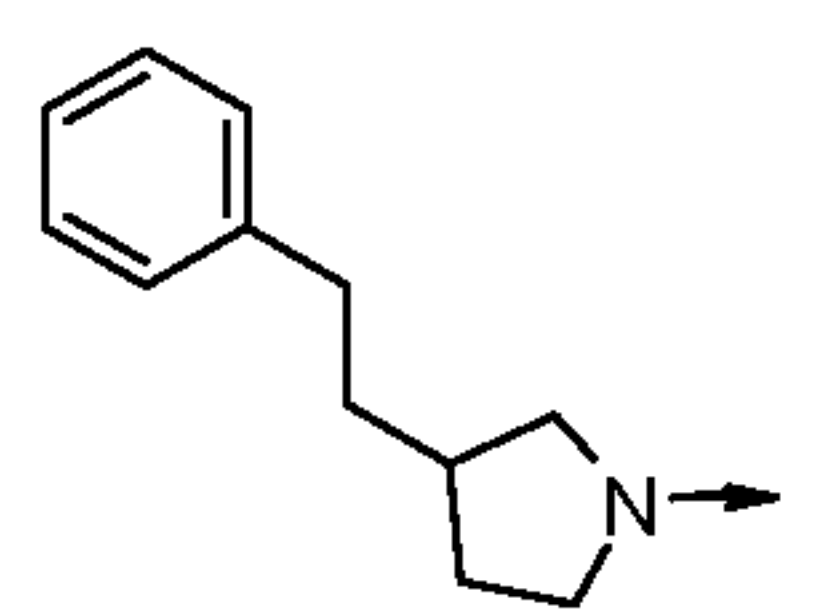
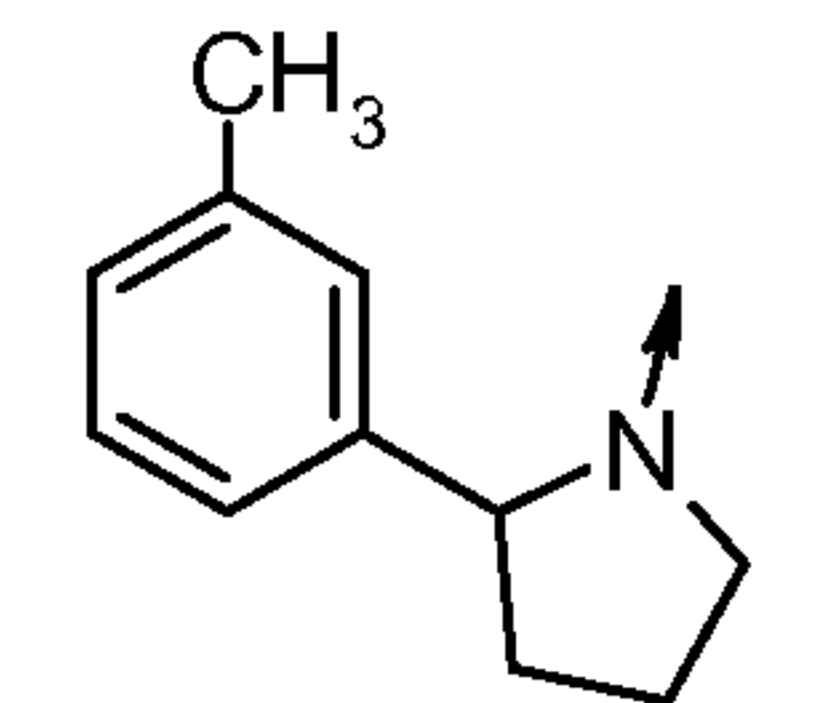
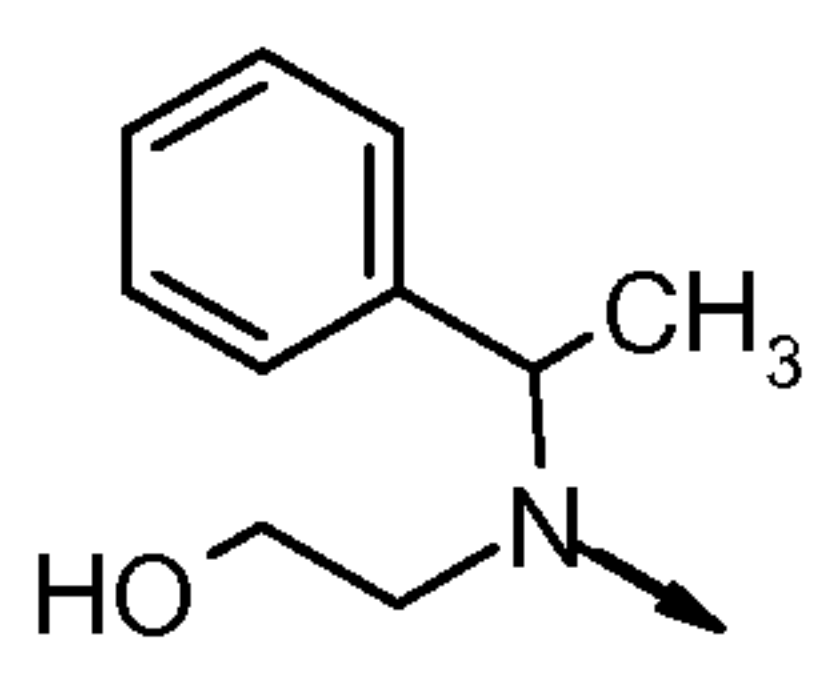
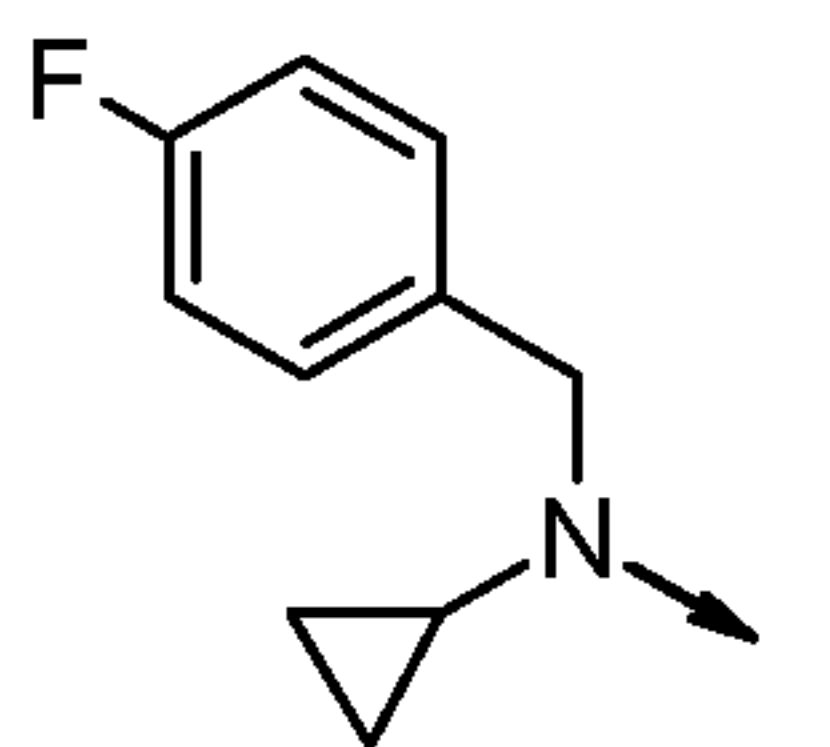
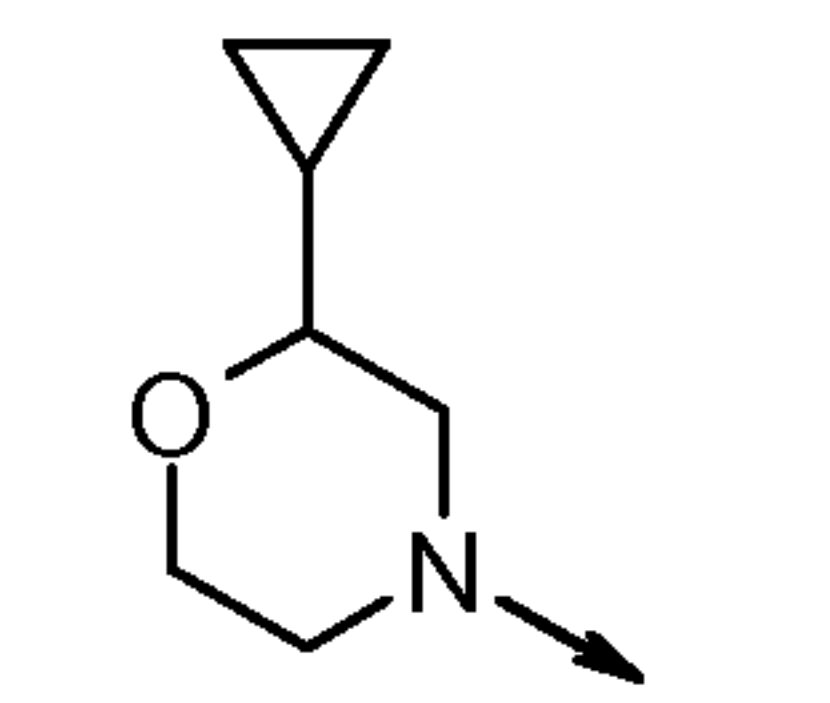
			[MH] ⁺	
189	4- {[2-Methyl-2-(3-methylphenyl)morpholin-4-yl]carbonyl}-N-1,3-thiazol-2-yl benzenesulfonamide		LCMS Rt= 2.899 min MS m/z 458 [MH] ⁺	using 2-methyl-2-(3-methylphenyl)morpholine
190	4-({2-[2-(1H-pyrazol-1-yl)ethyl]piperidin-1-yl}carbonyl)-N-1,3-thiazol-2-yl benzenesulfonamide		LCMS Rt= 2.52 min MS m/z 446 [MH] ⁺	using 2-[2-(1H-pyrazol-1-yl)ethyl] piperidine
191	4-[(3-Phenylpyrrolidin-1-yl)carbonyl]-N-1,3-thiazol-2-yl benzenesulfonamide		LCMS Rt= 2.808 min MS m/z 414 [MH] ⁺	using 3-phenyl pyrrolidine
192	4- {[(3S,3aR,6R,7aS)-8-oxo-2-phenyloctahydro-1H-3,6-methanoindol-1-yl]carbonyl}-N-1,3-thiazol-2-yl benzenesulfonamide	 TFA Preparation 77	LCMS Rt= 2.301 min MS m/z 494 [MH] ⁺	using 5-Phenyl-4-aza-tricyclo[4.3.1.0 ^{3,7}]decan-10-one trifluoro acetic acid salt
193	4- {[3-(4-Cyano-3-fluorophenoxy)piperidin-1-yl]carbonyl}-N-1,3-thiazol-2-yl benzenesulfonamide		LCMS Rt= 2.826 min MS m/z 487 [MH] ⁺	using 3-(4-cyano-3-fluorophenoxy) piperidine
194	4- {[4-(2-Fluoro-5-methylphenyl)-4-hydroxypiperidin-1-yl]carbonyl}-N-1,3-thiazol-2-yl benzenesulfonamide	 WO2005077912	LCMS Rt= min MS m/z 476 [MH] ⁺	using 4-(2-fluoro-5-methylphenyl)-4-hydroxypiperidine
195	4- {[4-(4-Chlorophenyl)-4-methylpiperidin-1-yl]carbonyl}-N-1,3-thiazol-2-yl benzenesulfonamide	 <i>Tetrahedron Letters</i> 2000 , 41(46), 8853-8856	LCMS Rt= min MS m/z 476 [MH] ⁺	using 4-(4-chlorophenyl)-4-methyl piperidine

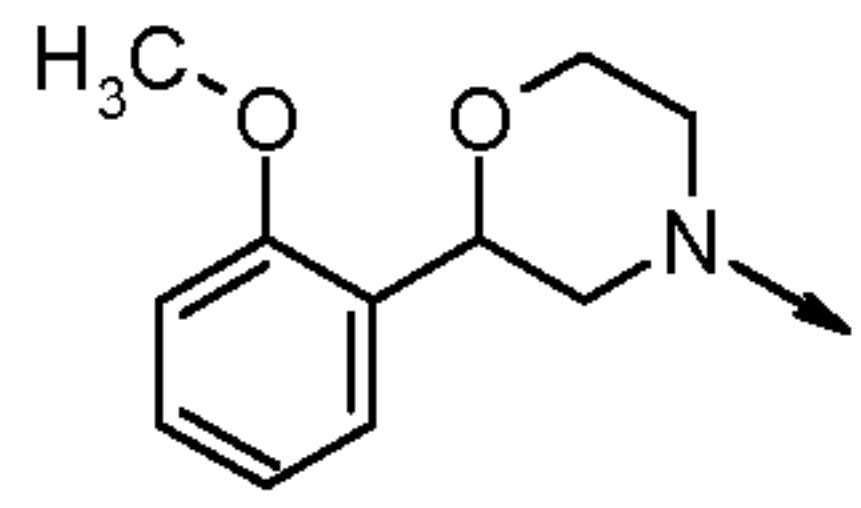
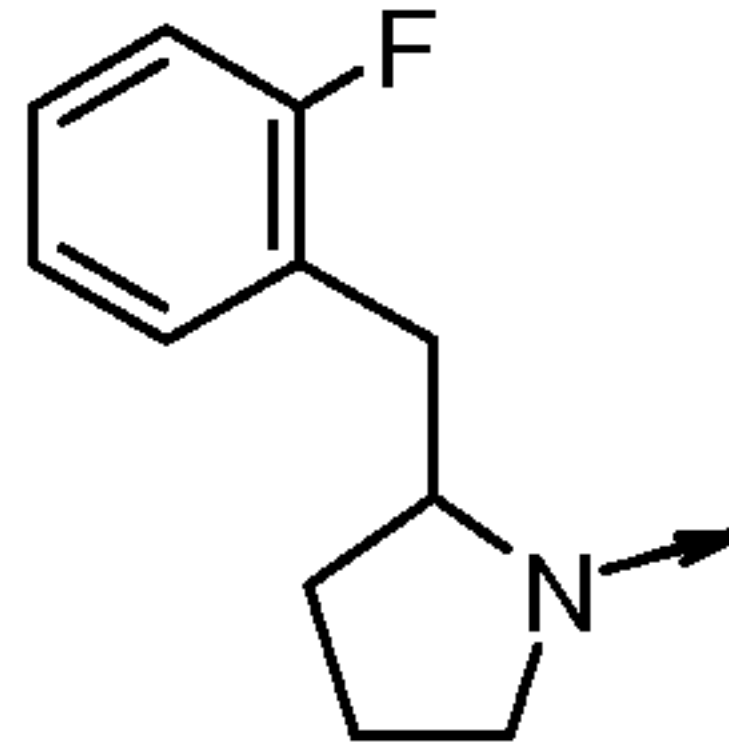
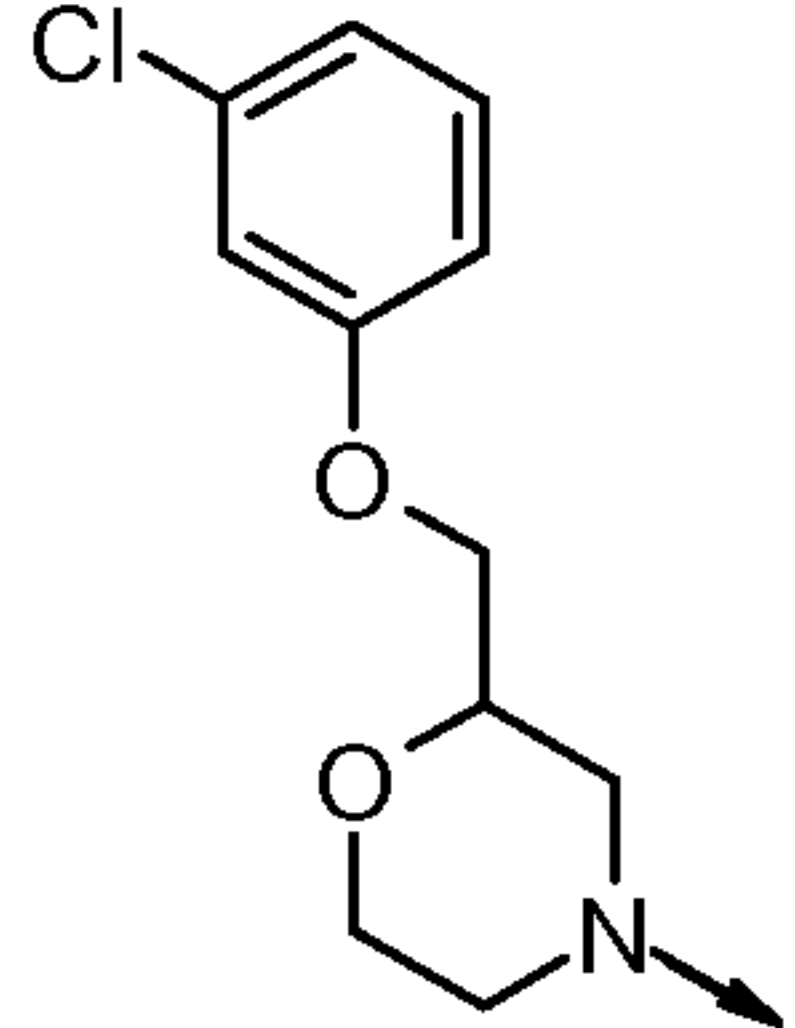
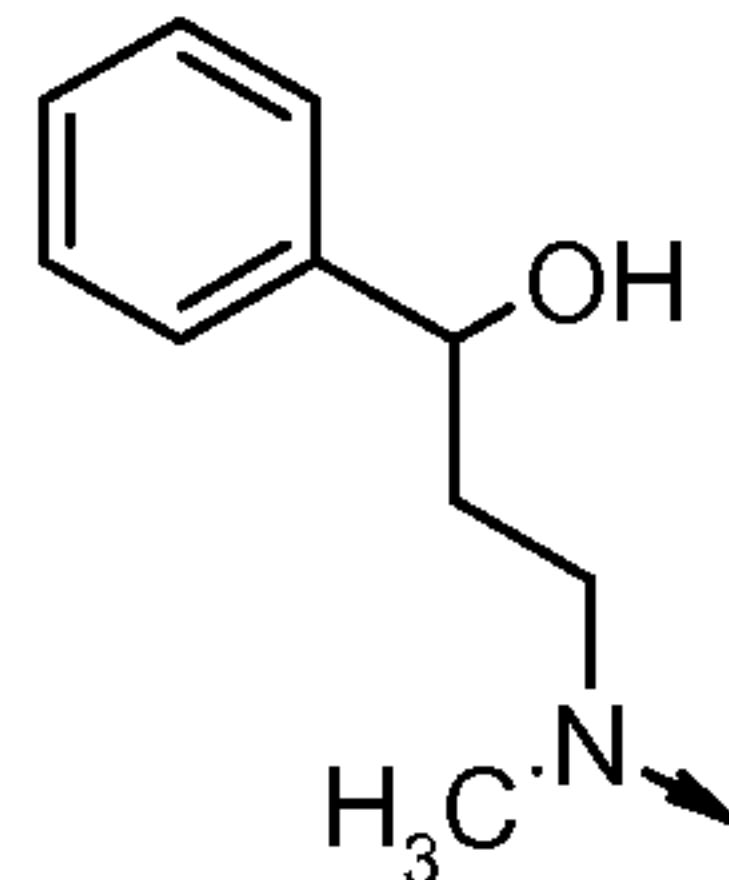
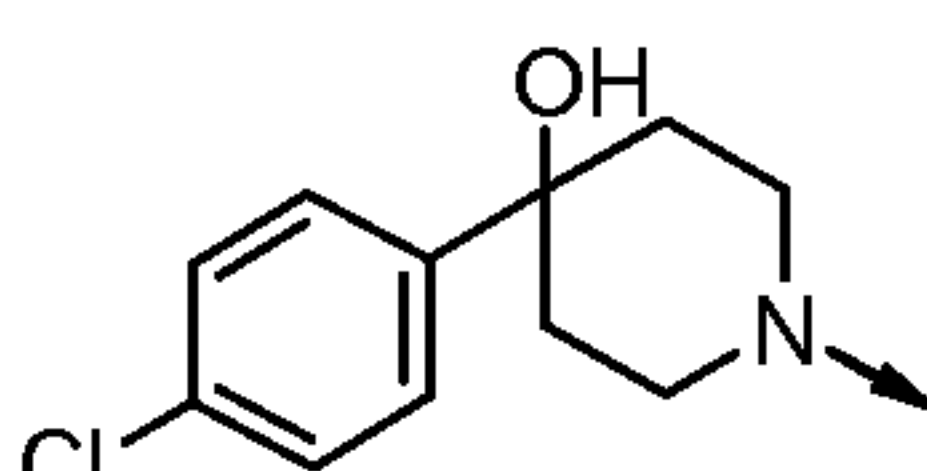
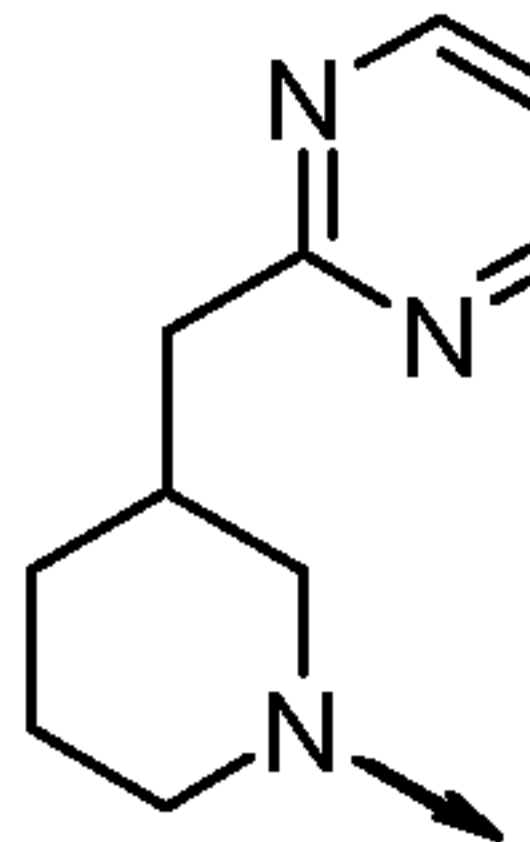
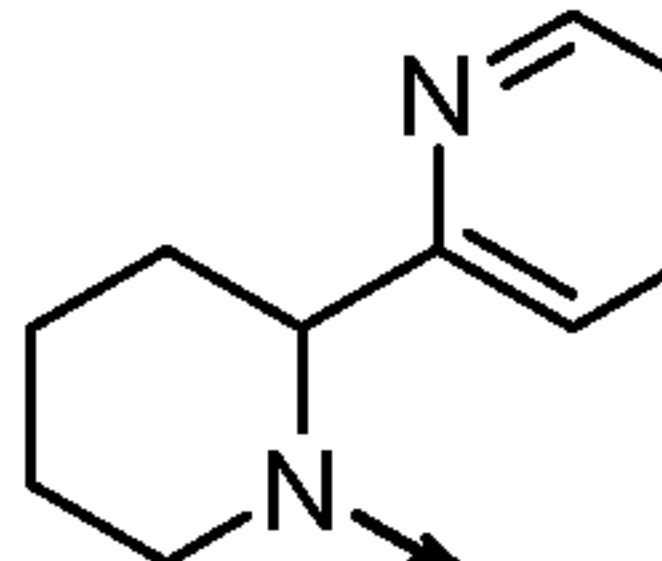
196	4-{{3-(2-Methoxybenzyl)piperidin-1-yl}carbonyl}-N-1,3-thiazol-2-yl benzenesulfonamide		LCMS Rt= 3.069 min MS m/z 472 [MH] ⁺	using 3-(2-methoxybenzyl) piperidine
197	4-[(2-Benzylpyrrolidin-1-yl)carbonyl]-N-1,3-thiazol-2-yl benzenesulfonamide		LCMS Rt= 2.887 min MS m/z 428 [MH] ⁺	using 2-benzyl pyrrolidine
198	4-{{[(3S)-3-(2-methylphenoxy)pyrrolidin-1-yl]carbonyl}-N-1,3-thiazol-2-yl benzenesulfonamide		LCMS Rt= 2.904 min MS m/z 444 [MH] ⁺	using (3S)-3-(2-methyl phenoxy) pyrrolidine
199	4-{{[6-(3-Fluoro-4-methoxybenzyl)-1,4-oxazepan-4-yl]carbonyl}-N-1,3-thiazol-2-yl benzenesulfonamide		LCMS Rt= 2.785 min MS m/z 506 [MH] ⁺	using 6-(3-fluoro-4-methoxybenzyl)-1,4-oxazepane
200	4-{{[(3S)-3-(2-chlorophenoxy)pyrrolidin-1-yl]carbonyl}-N-1,3-thiazol-2-yl benzenesulfonamide		LCMS Rt= 2.867 min MS m/z 464 [MH] ⁺	using (3S)-3-(2-chlorophenoxy) pyrrolidine
		US2006160786		
201	4-{{[2-(3-Methoxyphenyl)piperidin-1-yl]carbonyl}-N-1,3-thiazol-2-yl benzenesulfonamide		LCMS Rt= 2.76 min MS m/z 458 [MH] ⁺	using 2-(3-methoxyphenyl) piperidine
202	4-{{[2-(2,5-Dimethylphenyl)pyrrolidin-1-yl]carbonyl}-N-1,3-thiazol-2-yl benzenesulfonamide		LCMS Rt= 2.733 min MS m/z 442 [MH] ⁺	using 2-(2,5-dimethylphenyl) pyrrolidine

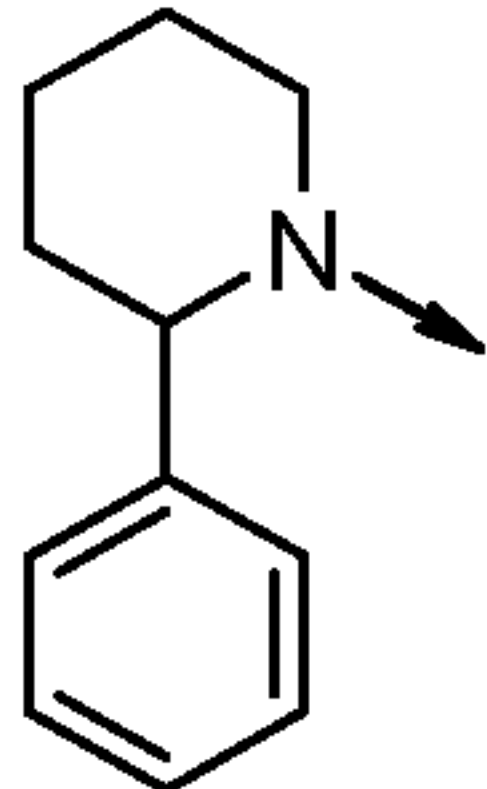
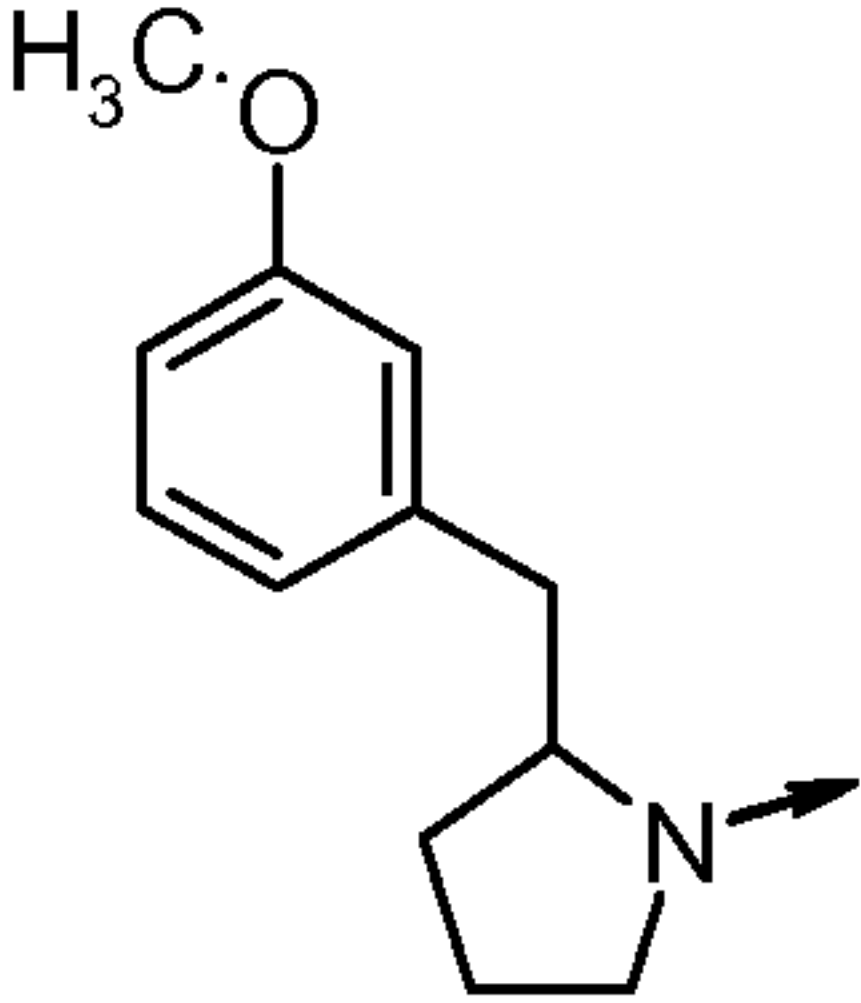
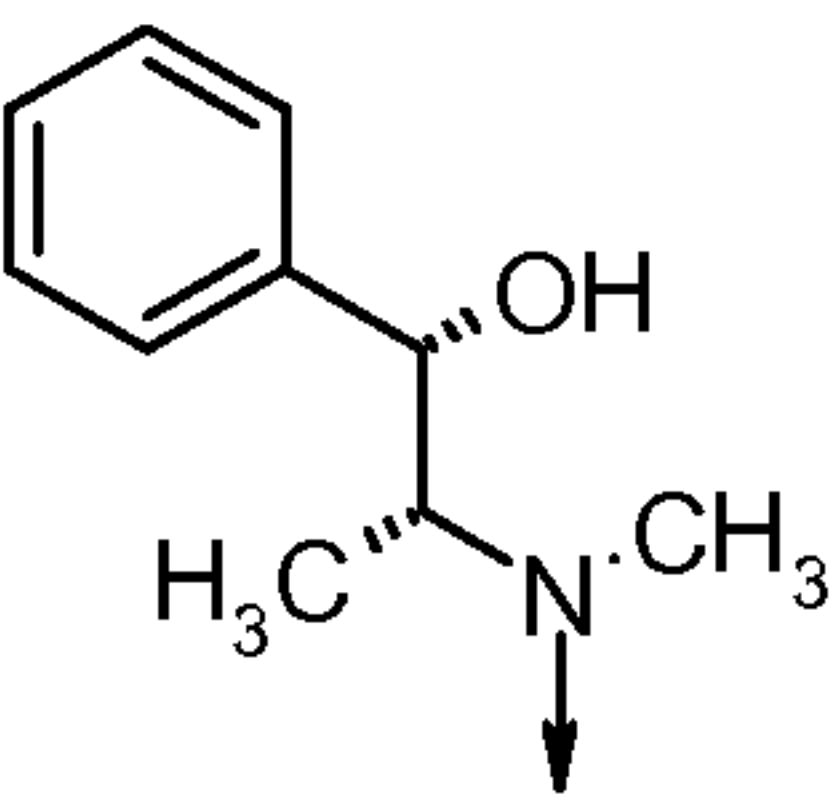
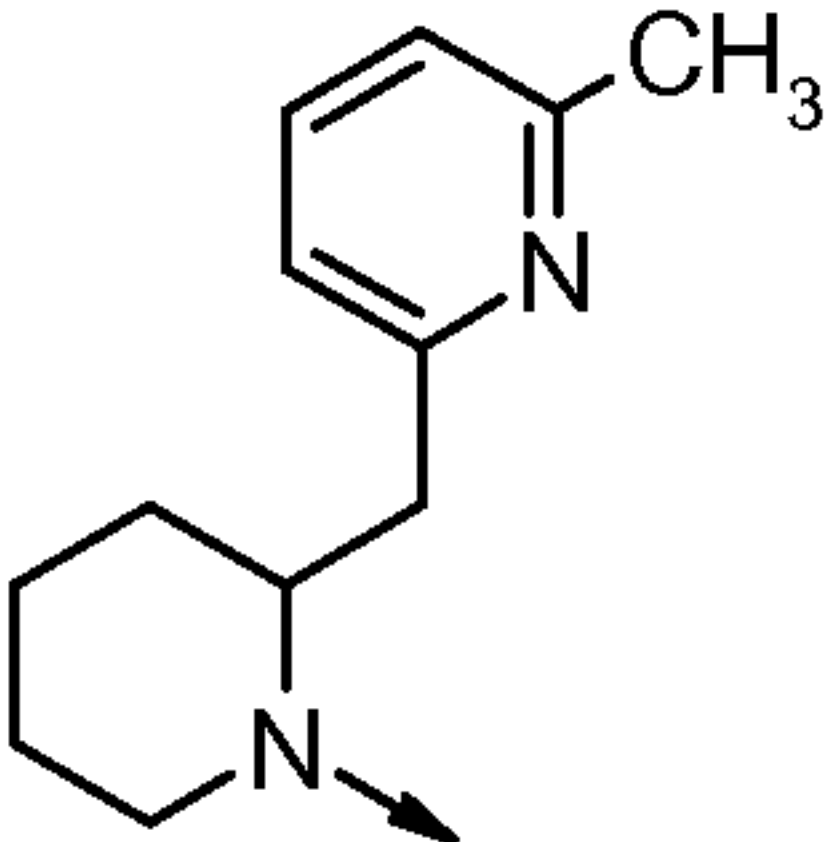
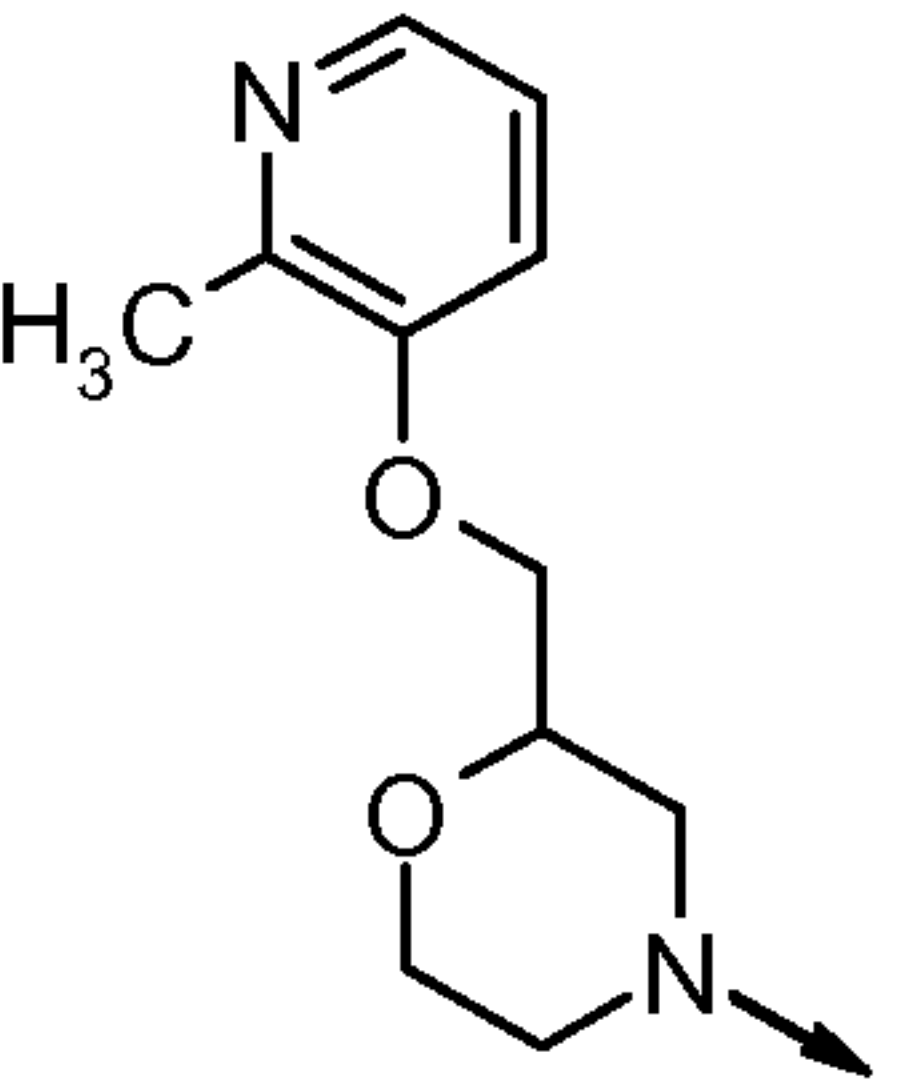
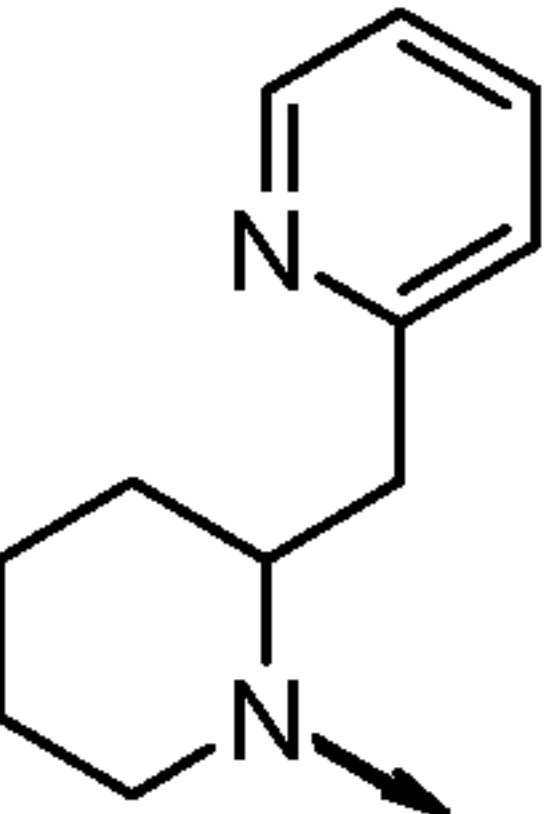
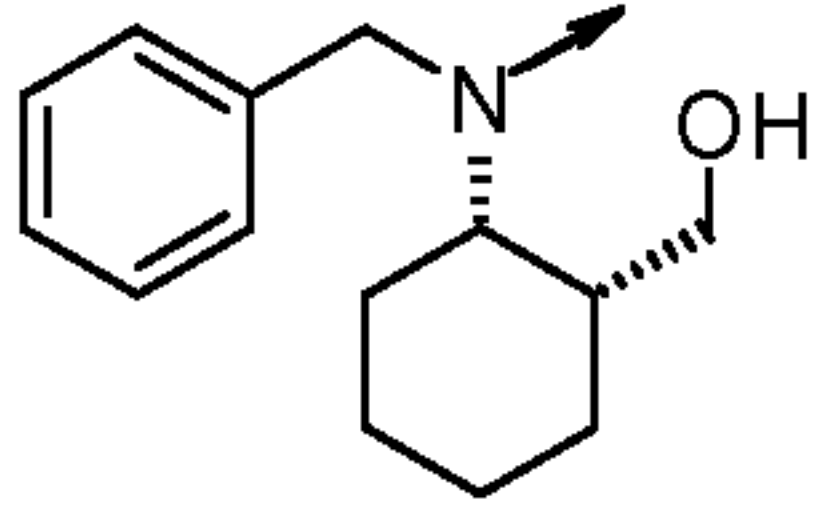
203	4-{{3-(4-Methoxyphenoxy)piperidin-1-yl}carbonyl}-N-1,3-thiazol-2-yl benzenesulfonamide		LCMS Rt= 2.827 min MS m/z 474 [MH] ⁺	using 3-(4-methoxyphenoxy) piperidine
204	4-{{[(3R)-3-(2-methylphenoxy)pyrrolidin-1-yl]carbonyl}-N-1,3-thiazol-2-yl benzenesulfonamide		LCMS Rt= 2.904 min MS m/z 444 [MH] ⁺	using (3R)-3-(2-methyl phenoxy) pyrrolidine
205	4-[(2-Phenylpyrrolidin-1-yl)carbonyl]-N-1,3-thiazol-2-yl benzenesulfonamide		LCMS Rt= 2.725 min MS m/z 414 [MH] ⁺	using 2-phenyl pyrrolidine
206	4-{{2-(4-Methoxybenzyl)pyrrolidin-1-yl}carbonyl}-N-1,3-thiazol-2-yl benzenesulfonamide		LCMS Rt= 2.868 min MS m/z 458 [MH] ⁺	using 2-(4-methoxy benzyl) pyrrolidine
207	4-{{2-(4-Methylphenyl)piperidin-1-yl}carbonyl}-N-1,3-thiazol-2-yl benzenesulfonamide		LCMS Rt= 2.916 min MS m/z 442 [MH] ⁺	using 2-(4-methylphenyl)pi peridine
208	N-benzyl-N-[(1R)-2-hydroxy-1-phenylethyl]-4-[(1,3-thiazol-2-yl amino)sulfonyl] benzamide		LCMS Rt= 2.374 min MS m/z 494 [MH] ⁺	using (2R)-2-(benzylamino)-2-phenyl ethanol
209	N-ethyl-N-(1-methyl-2-oxo-2-phenylethyl)-4-[(1,3-thiazol-2-yl amino)sulfonyl] benzamide		LCMS Rt= 2.795 min MS m/z 444 [MH] ⁺	using 2-(ethylamino)-1-phenyl propan-1-one
210	4-({2-[(1-Oxo-1,3-dihydro-2H-isoindol-2-yl)methyl]morpholin-4-yl}carbonyl)-N-1,3-		LCMS Rt= 2.528 min MS m/z	using 2-[(1-oxo-1,3-dihydro-2H-isoindol-2-yl)methyl]

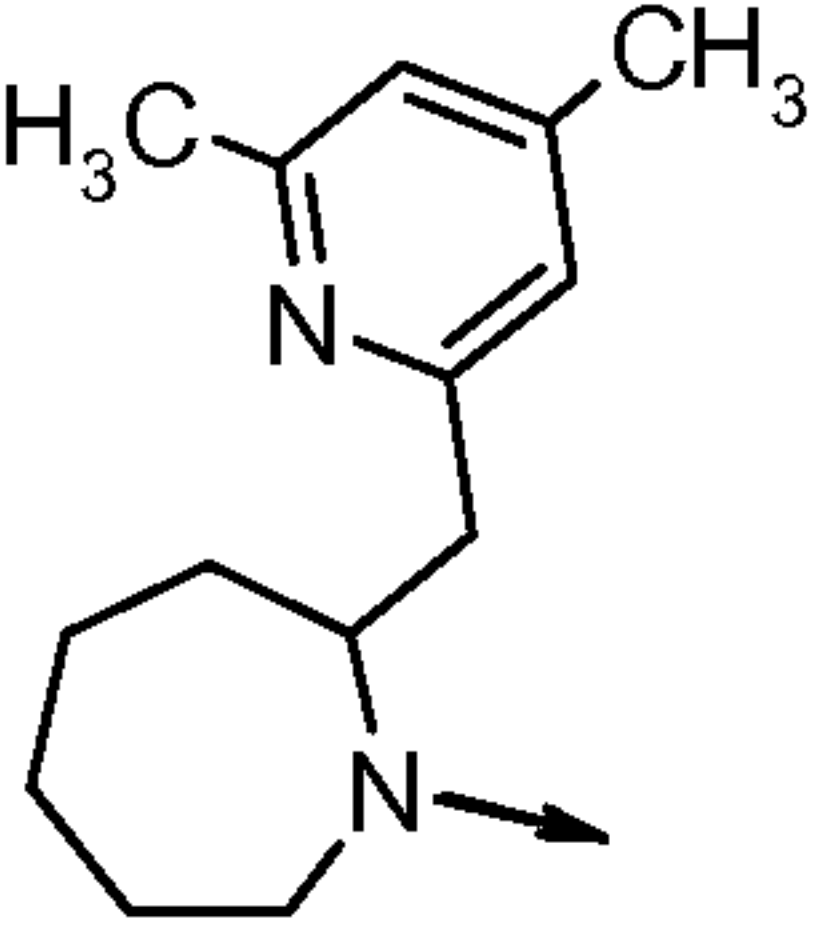
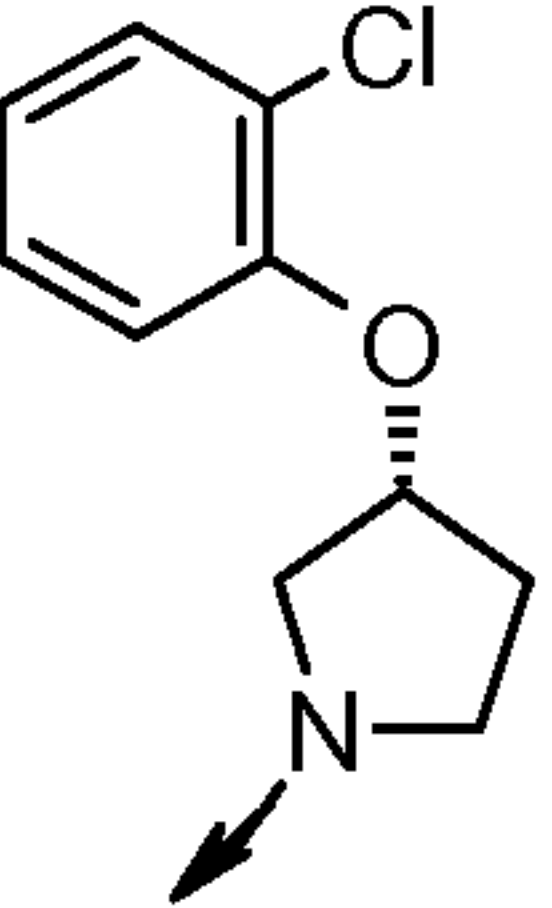
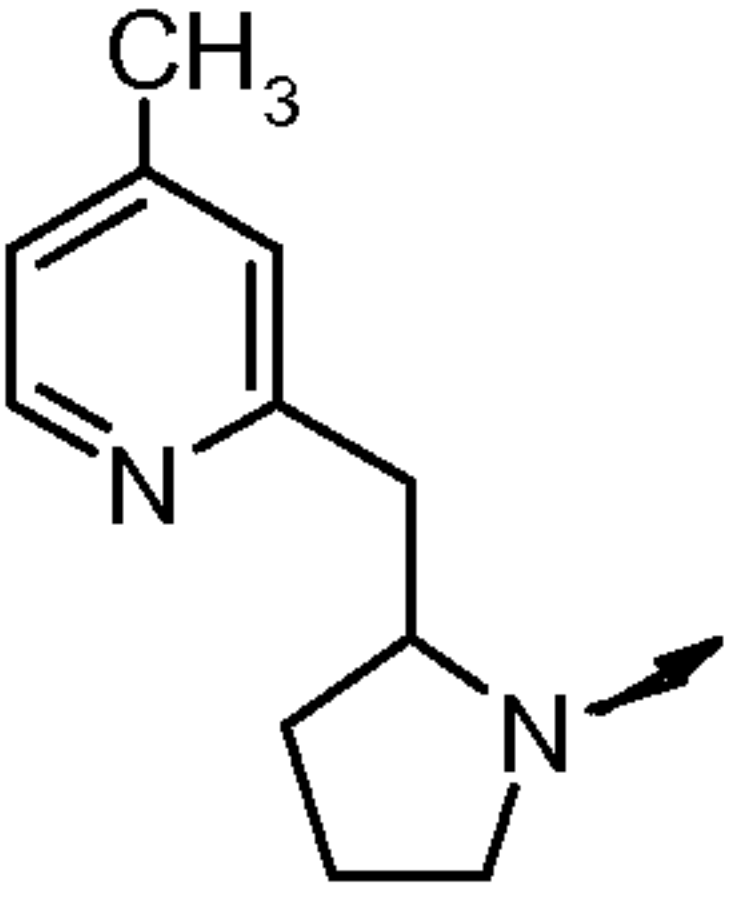
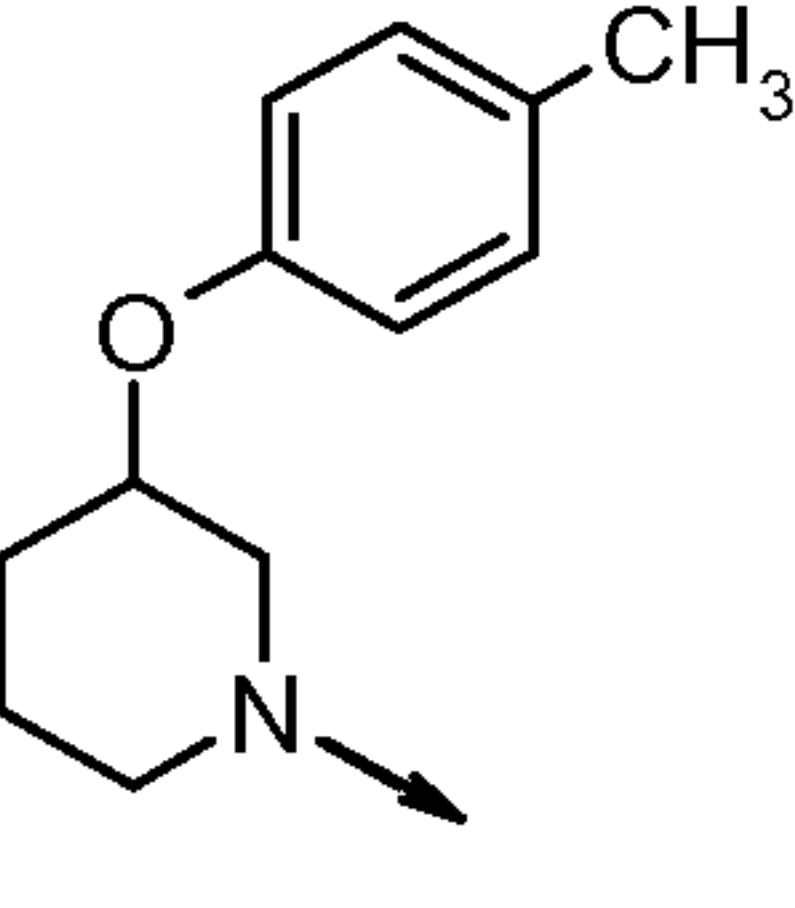
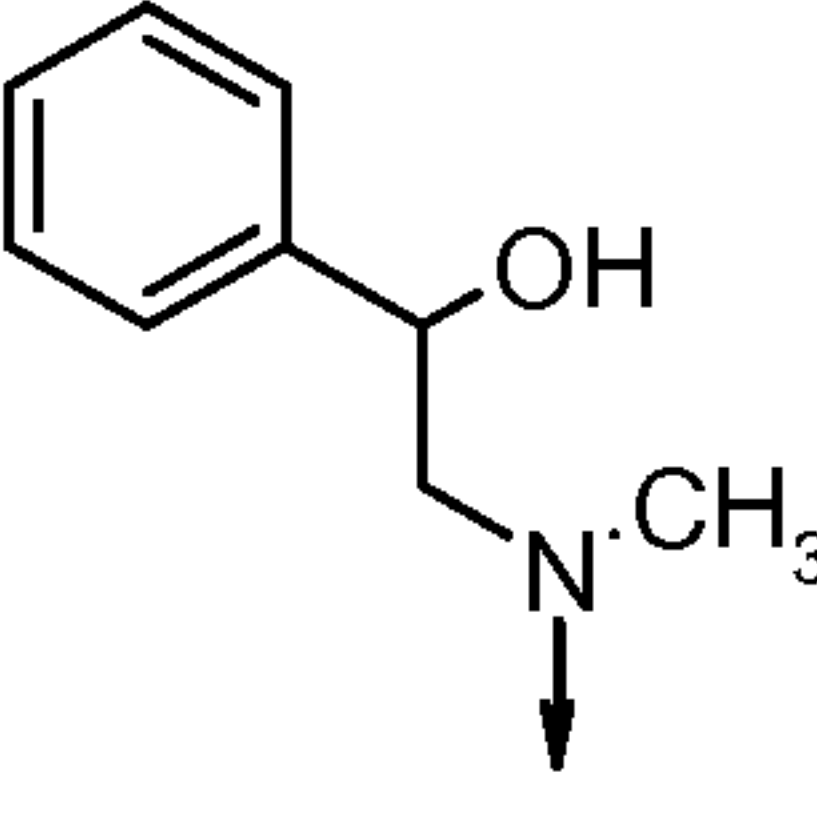
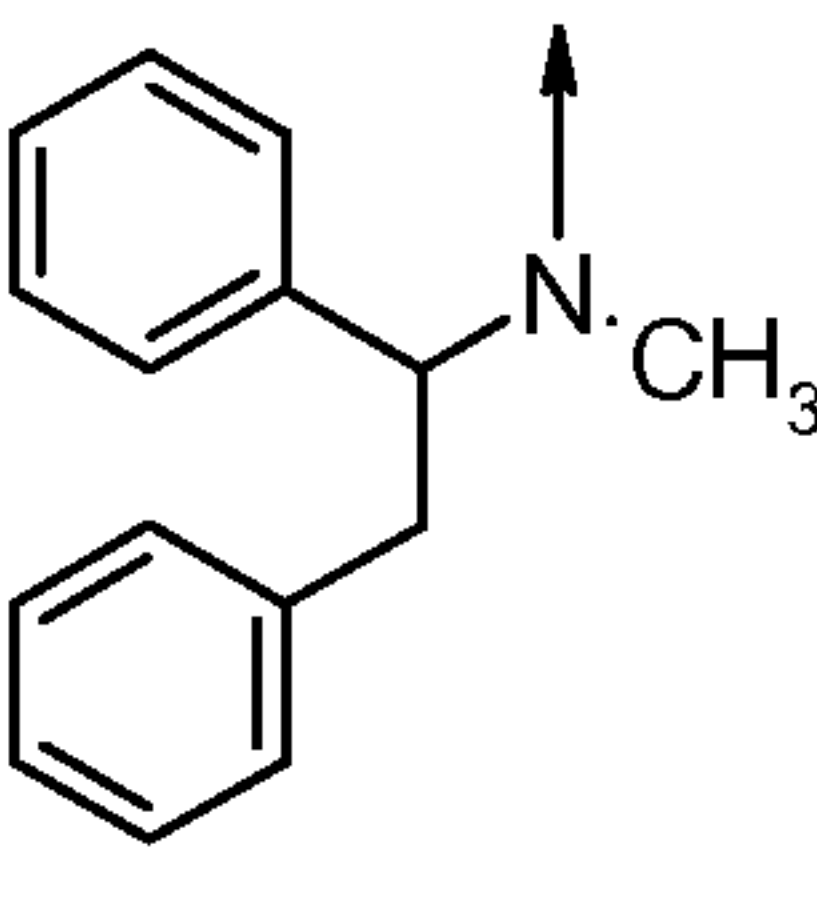
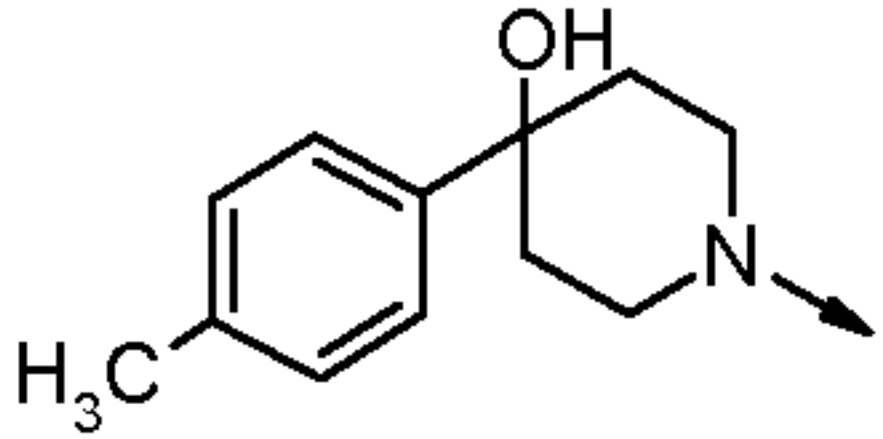
	thiazol-2-ylbenzenesulfonamide		499 [MH] ⁺	morpholine
211	4-{{3-(benzyloxy)piperidin-1-yl}carbonyl}-N-1,3-thiazol-2-yl benzenesulfonamide		LCMS Rt= 2.872 min MS m/z 458 [MH] ⁺	using 3-(benzyloxy)piperidine
212	4-{{2-(2-Methylpyrimidin-4-yl)pyrrolidin-1-yl}carbonyl}-N-1,3-thiazol-2-yl benzenesulfonamide		LCMS Rt= 2.217 min MS m/z 430 [MH] ⁺	using 2-(2-methylpyrimidin-4-yl) pyrrolidine
213	N-benzyl-N-[(1R,2R)-2-hydroxycyclohexyl]-4-[(1,3-thiazol-2-yl amino)sulfonyl] benzamide		LCMS Rt= 2.834 min MS m/z 472 [MH] ⁺	using (1R,2R)-2-(benzylamino) cyclohexanol
214	4-{{[(2S)-2-benzyl-1,3-oxazinan-3-yl]carbonyl}-N-1,3-thiazol-2-yl benzenesulfonamide		LCMS Rt= 2.66 min MS m/z 444 [MH] ⁺	using (2S)-2-benzyl-1,3-oxazinanane
215	4-{{2-(2-Chlorophenyl)pyrrolidin-1-yl}carbonyl}-N-1,3-thiazol-2-yl benzenesulfonamide		LCMS Rt= 2.659 min MS m/z 448 [MH] ⁺	using 2-(2-chlorophenyl) pyrrolidine
216	4-({6-[(5-Fluoropyridin-2-yl)methyl]-1,4-oxazepan-4-yl}carbonyl)-N-1,3-thiazol-2-yl benzenesulfonamide		LCMS Rt= 2.312 min MS m/z 477 [MH] ⁺	using 6-[(5-fluoropyridin-2-yl)methyl]-1,4-oxazepane
217	4-{{3-(3-Methoxyphenyl)piperidin-1-yl}carbonyl}-N-1,3-thiazol-2-yl benzenesulfonamide		LCMS Rt= 2.934 min MS m/z 458 [MH] ⁺	using 3-(3-methoxyphenyl) piperidine

218	N-benzyl-N-(2-cyanoethyl)-4-[(1,3-thiazol-2-yl amino)sulfonyl] benzamide		LCMS Rt= 2.642 min MS m/z 427 [MH] ⁺	using 3-(benzylamino) propanenitrile
219	N-ethyl-N-[(1S)-2-hydroxy-1-phenylethyl]-4-[(1,3-thiazol-2-yl amino)sulfonyl] benzamide		LCMS Rt= 2.348 min MS m/z 432 [MH] ⁺	using (2S)-2-(ethylamino)-2-phenylethanol
220	4-{[4-(3-Fluorophenyl)-4-hydroxypiperidin-1-yl]carbonyl}-N-1,3-thiazol-2-yl benzenesulfonamide	 WO2005118587	LCMS Rt=2.618 min MS m/z 462 [MH] ⁺	using 4-(3-fluorophenyl)-4-hydroxy piperidine
221	4-{[2-(3-Fluorophenyl)piperidin-1-yl]carbonyl}-N-1,3-thiazol-2-yl benzenesulfonamide		LCMS Rt= 2.798 min MS m/z 446 [MH] ⁺	using 2-(3-fluorophenyl) piperidine
222	4-{[3-(4-Fluorobenzyl)piperidin-1-yl]carbonyl}-N-1,3-thiazol-2-yl benzenesulfonamide		LCMS Rt= 2.863 min MS m/z 460 [MH] ⁺	using 3-(4-fluorobenzyl) piperidine
223	4-{[3-(4-Fluorophenyl)thiomorpholin-4-yl]carbonyl}-N-1,3-thiazol-2-yl benzenesulfonamide		LCMS Rt= 2.912 min MS m/z 464 [MH] ⁺	using 3-(4-fluorophenyl) thiomorpholine
224	4-{[2-(Phenoxymethyl)piperidin-1-yl]carbonyl}-N-1,3-thiazol-2-yl benzenesulfonamide		LCMS Rt= 2.775 min MS m/z 458 [MH] ⁺	using 2-(phenoxymethyl) piperidine

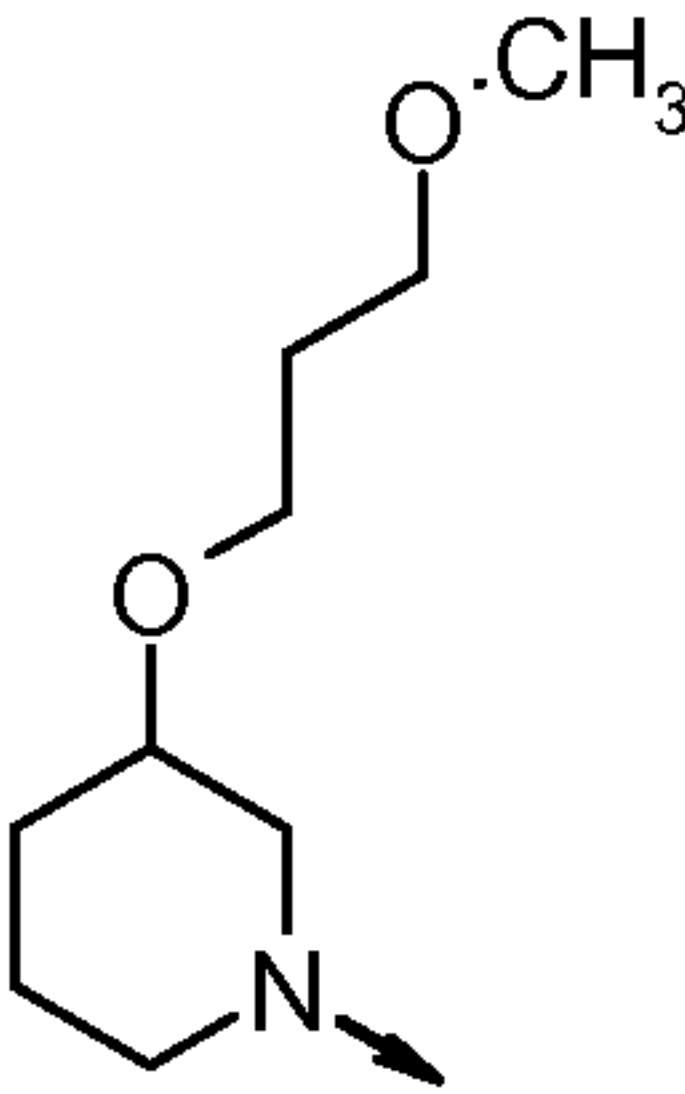
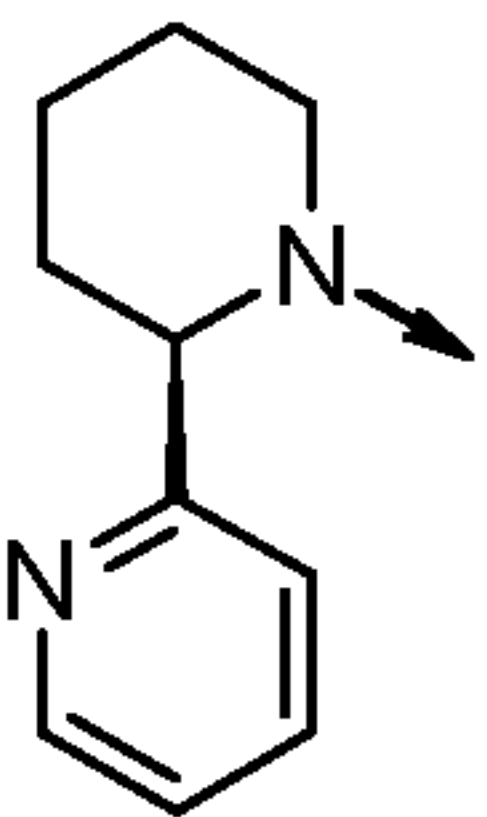
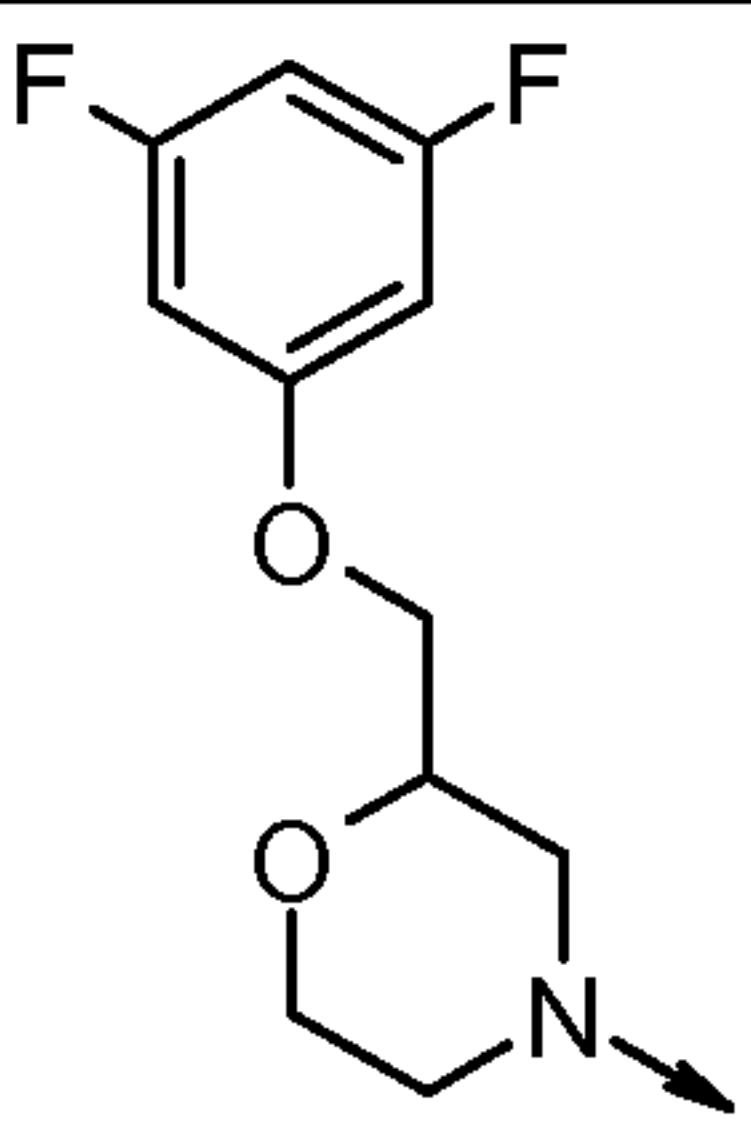
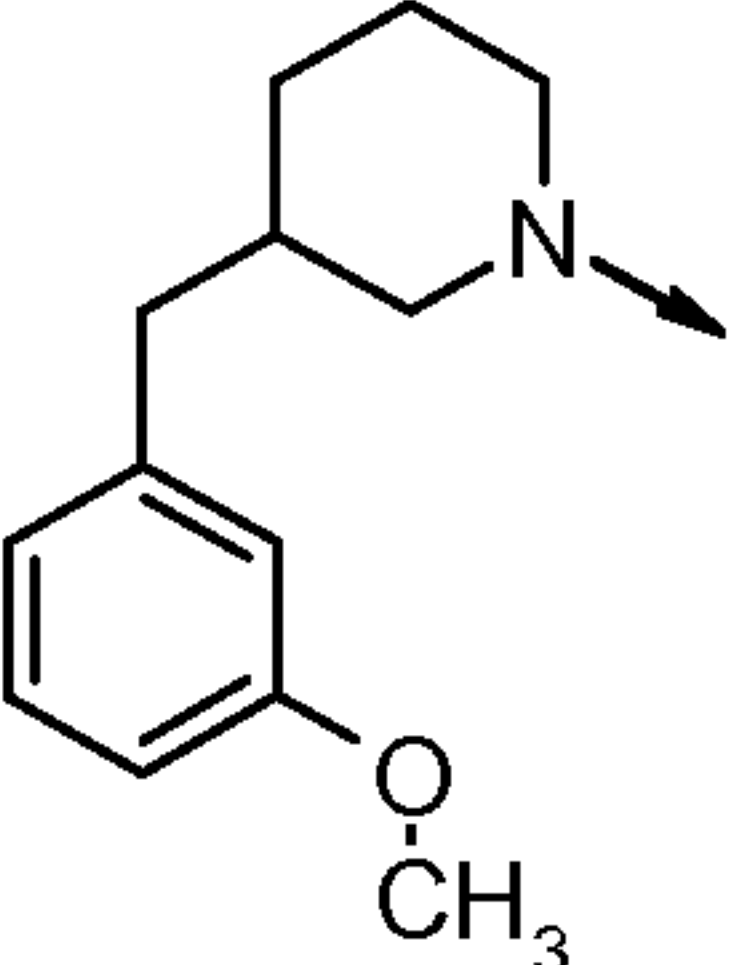
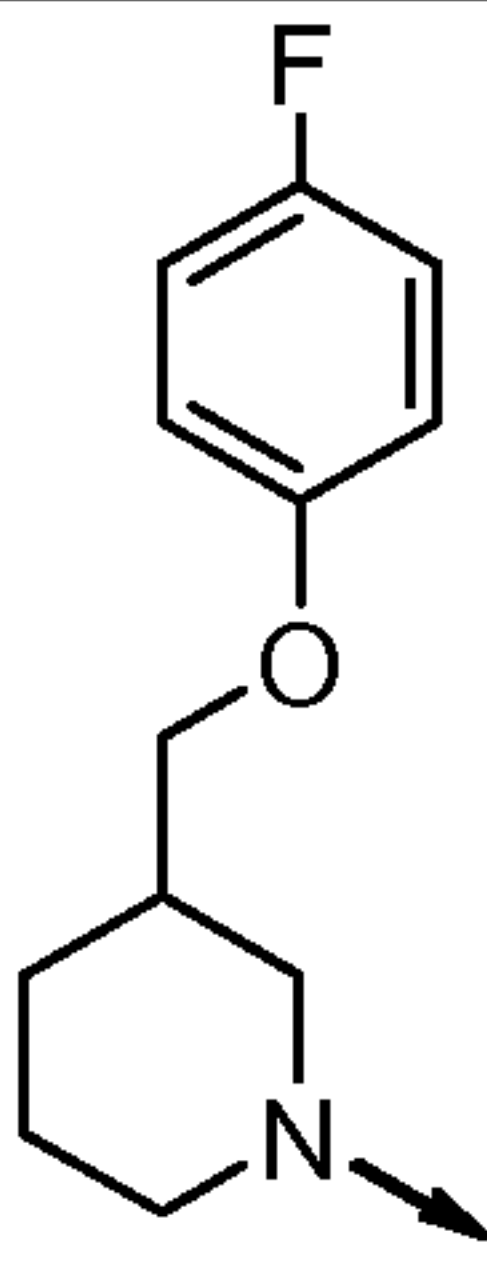
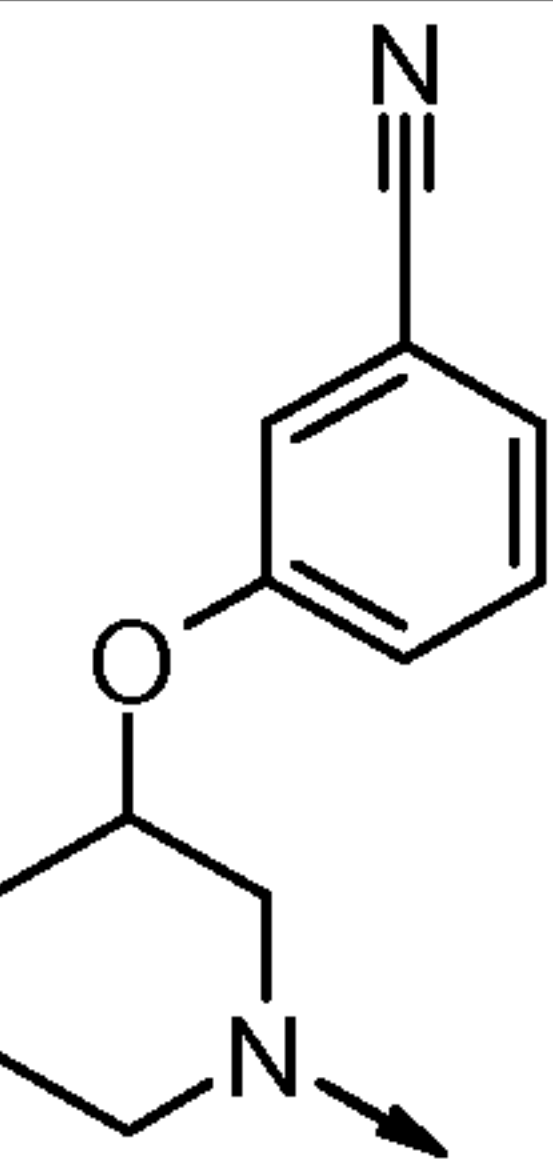
225	4-({6-[(6-Methylpyridin-2-yl)methyl]-1,4-oxazepan-4-yl}carbonyl)-N-1,3-thiazol-2-yl benzenesulfonamide	 <p>Preparation 84</p>	LCMS Rt= 1.951 min MS m/z 473 [MH] ⁺	using 6-[(6-Methylpyridin-2-yl)methyl]-1,4-oxazepane dihydrochloride
226	N-benzyl-N-[(1R,2S)-2-(hydroxymethyl)cyclohexyl]-4-[(1,3-thiazol-2-ylamino)sulfonyl] benzamide		LCMS Rt= 2.25 min MS m/z 486 [MH] ⁺	using ((1S,2R)-2-(benzylamino)cyclohexyl) methanol
227	4-{[3-(2-Phenylethyl)pyrrolidin-1-yl]carbonyl}-N-1,3-thiazol-2-yl benzenesulfonamide		LCMS Rt= 3.046 min MS m/z 442 [MH] ⁺	using 3-(2-phenylethyl) pyrrolidine
228	4-{[2-(3-Methylphenyl)pyrrolidin-1-yl]carbonyl}-N-1,3-thiazol-2-yl benzenesulfonamide		LCMS Rt= 2.558 min MS m/z 428 [MH] ⁺	using 2-(3-methylphenyl) pyrrolidine
229	N-(2-hydroxyethyl)-N-(1-phenylethyl)-4-[(1,3-thiazol-2-yl amino)sulfonyl] benzamide		LCMS Rt= 2.325 min MS m/z 432 [MH] ⁺	using 2-(1-phenylethyl amino)ethanol
230	N-cyclopropyl-N-(4-fluorobenzyl)-4-[(1,3-thiazol-2-yl amino)sulfonyl] benzamide		LCMS Rt= 2.908 min MS m/z 432 [MH] ⁺	using Cyclopropyl-(4-fluoro-benzyl)-amine
231	4-[(2-Cyclopropylmorpholin-4-yl)carbonyl]-N-1,3-thiazol-2-yl benzenesulfonamide		LCMS Rt= 2.4 min MS m/z 394 [MH] ⁺	using 2-cyclopropyl morpholine

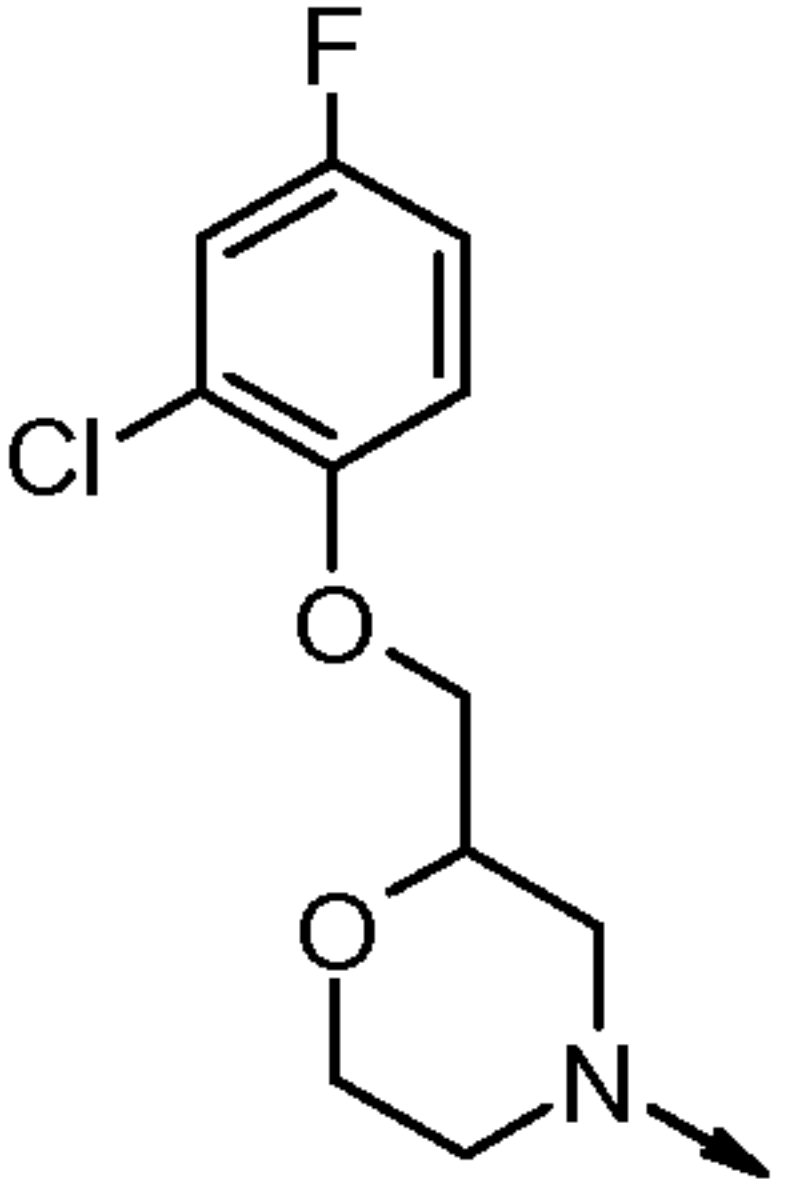
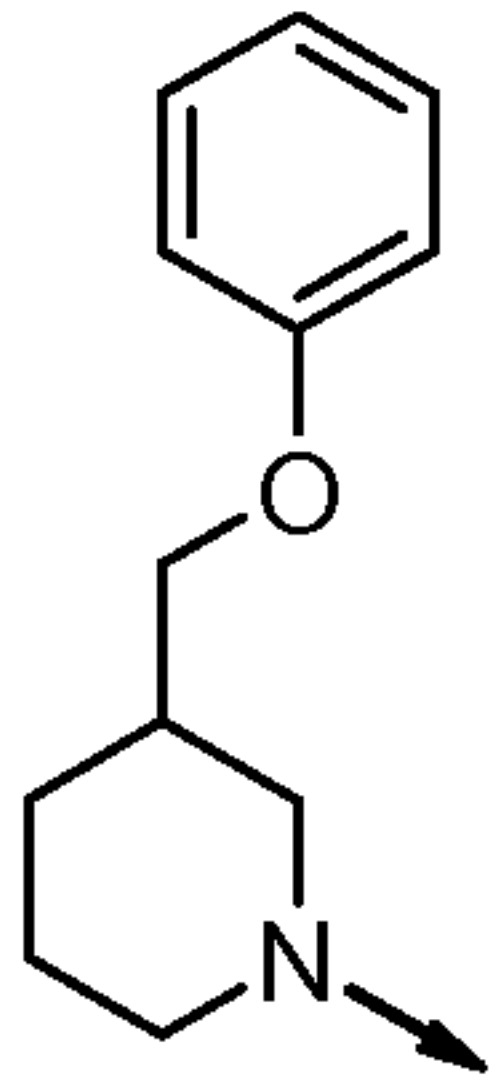
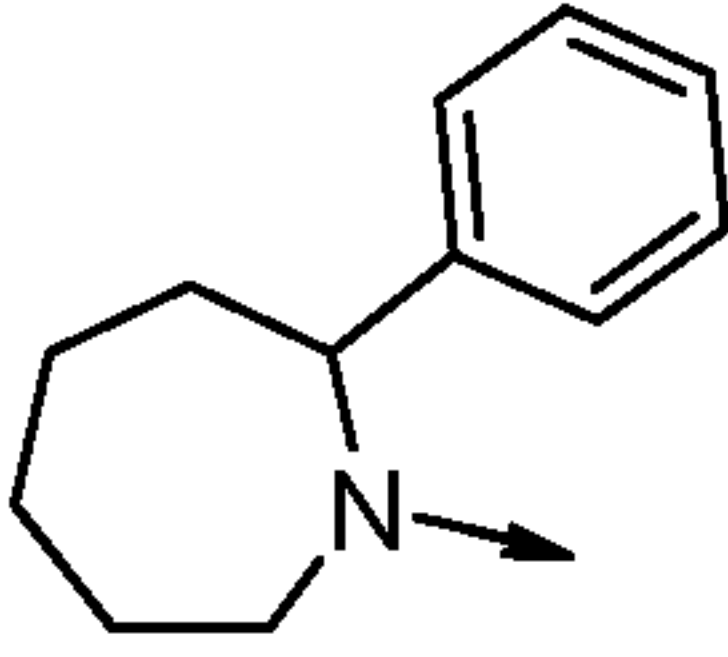
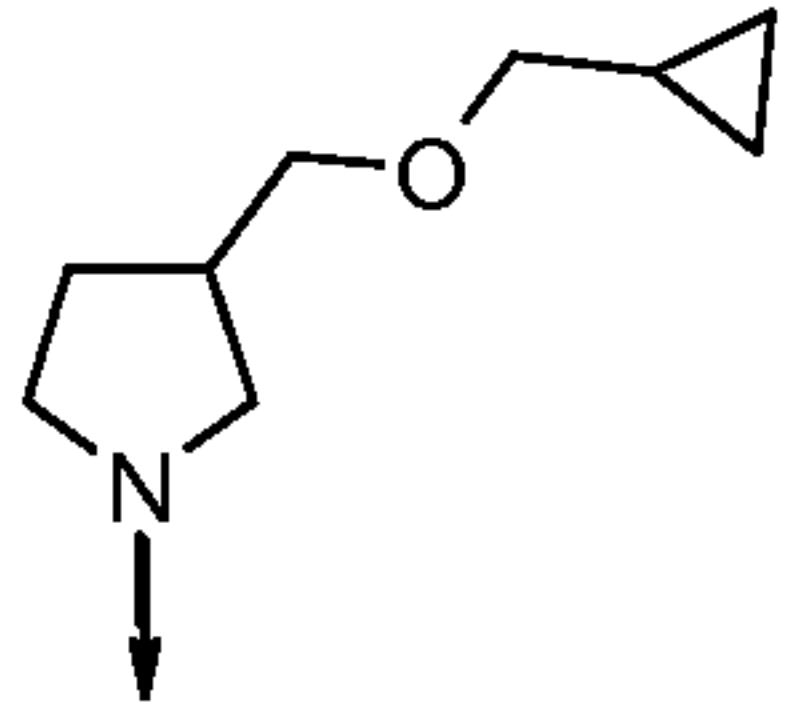
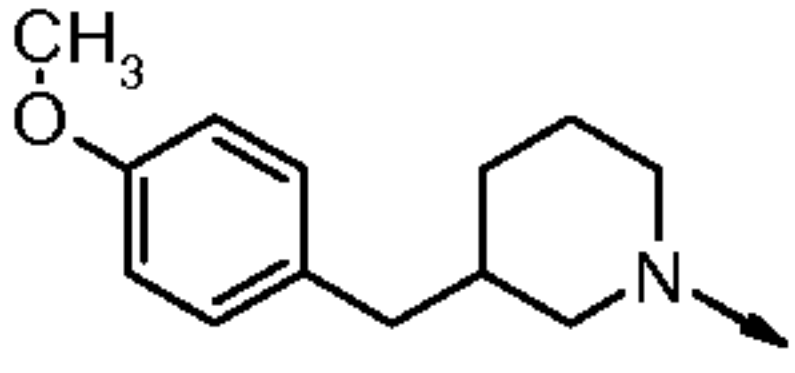
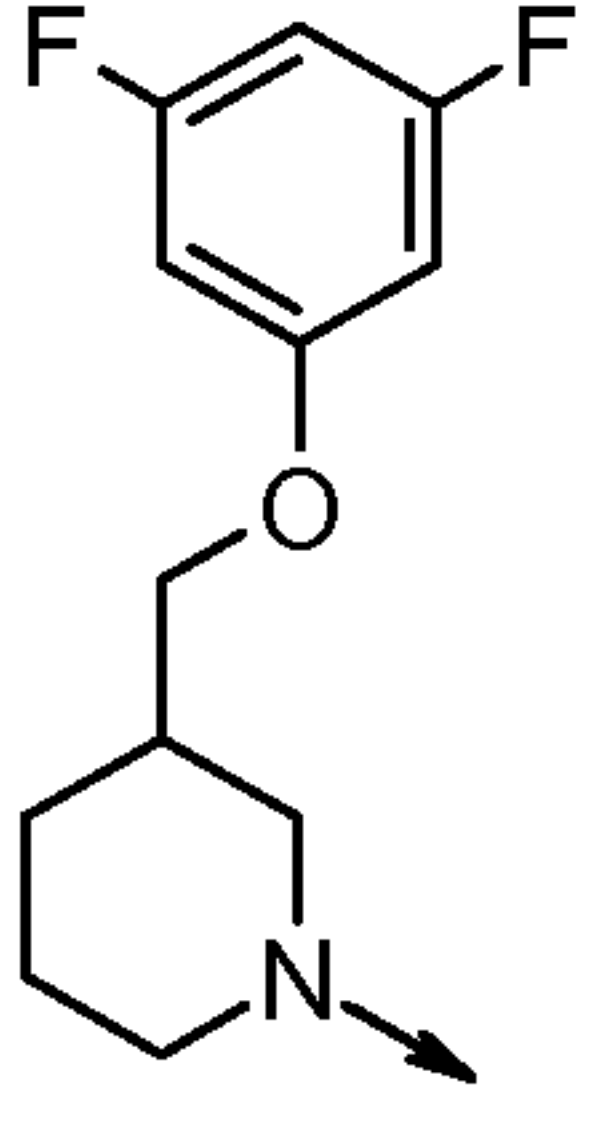
232	4-{{2-(2-Methoxyphenyl)morpholin-4-yl}carbonyl}-N-1,3-thiazol-2-yl benzenesulfonamide	 WO2008006372	LCMS Rt= 2.815 min MS m/z 460 [MH] ⁺	using 2-(2-methoxyphenyl)morpholine
233	4-{{2-(2-Fluorobenzyl)pyrrolidin-1-yl}carbonyl}-N-1,3-thiazol-2-yl benzenesulfonamide		LCMS Rt= 2.895 min MS m/z 446 [MH] ⁺	using 2-(2-fluorobenzyl)pyrrolidine
234	4-{{2-[(3-Chlorophenoxy)methyl]morpholin-4-yl}carbonyl}-N-1,3-thiazol-2-yl benzenesulfonamide	 WO2006117669	LCMS Rt= 2.985 min MS m/z 494 [MH] ⁺	using 2-[(3-chlorophenoxy)methyl]morpholine
235	N-(3-hydroxy-3-phenylpropyl)-N-methyl-4-[(1,3-thiazol-2-yl amino)sulfonyl] benzamide		LCMS Rt= 2.392 min MS m/z 432 [MH] ⁺	using N-(3-hydroxy-3-phenylpropyl)-N-methyl amine
236	4-{{4-(4-Chlorophenyl)-4-hydroxypiperidin-1-yl}carbonyl}-N-1,3-thiazol-2-ylbenzenesulfonamide		LCMS Rt= 2.767 min MS m/z 478 [MH] ⁺	using 4-(4-chlorophenyl)-4-hydroxypiperidine
237	4-{{3-(Pyrimidin-2-ylmethyl)piperidin-1-yl}carbonyl}-N-1,3-thiazol-2-yl benzenesulfonamide	 Preparation 71	LCMS Rt= 2.332 min MS m/z 444 [MH] ⁺	using 2-(piperidin-3-ylmethyl)pyrimidine
238	4-[(2-Pyridin-2-ylpiperidin-1-yl)carbonyl]-N-1,3-thiazol-2-yl benzenesulfonamide		LCMS Rt= 2.257 min MS m/z 429 [MH] ⁺	using 2-pyridin-2-ylpiperidine

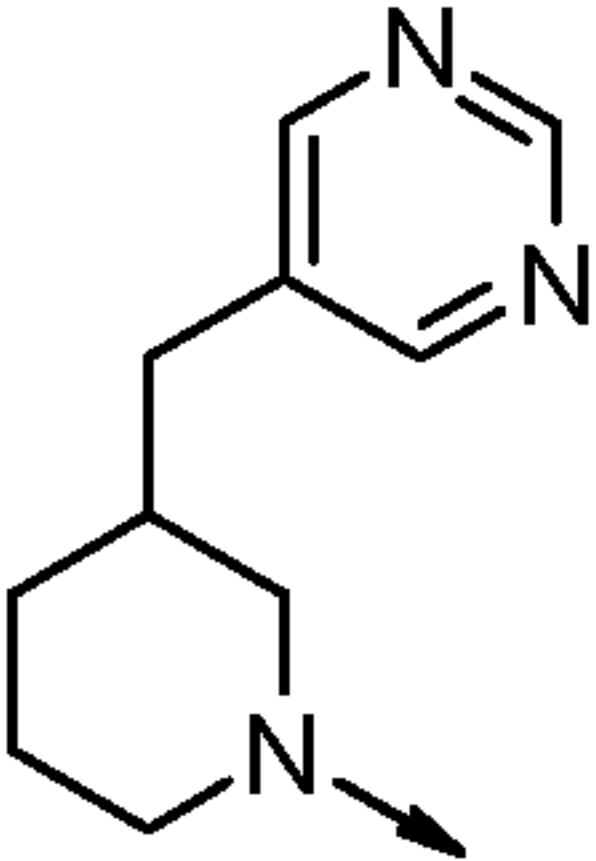
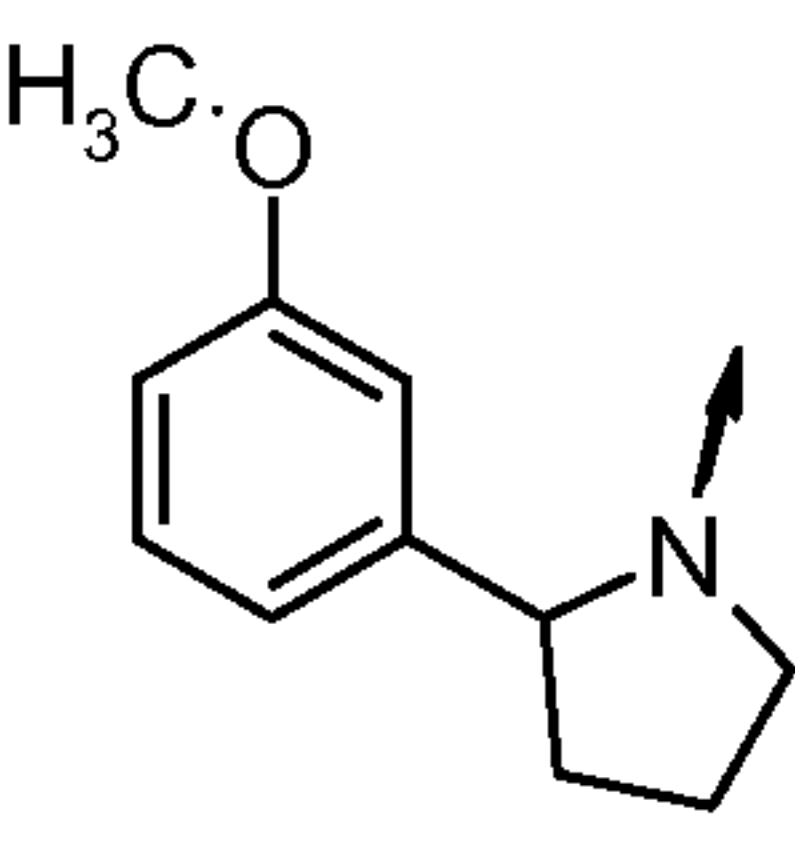
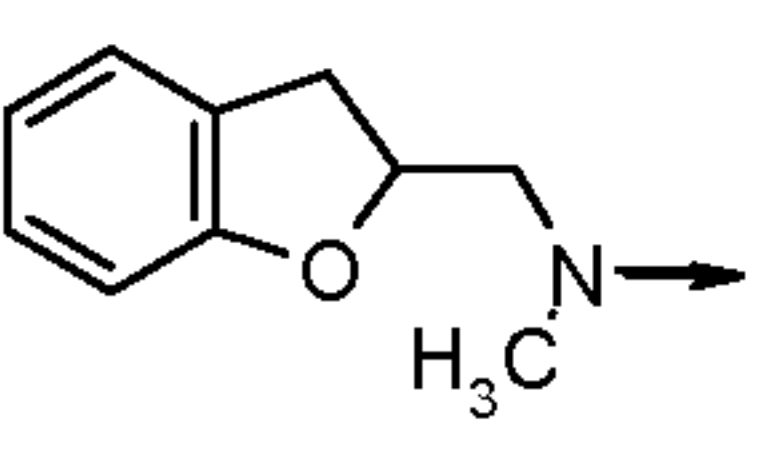
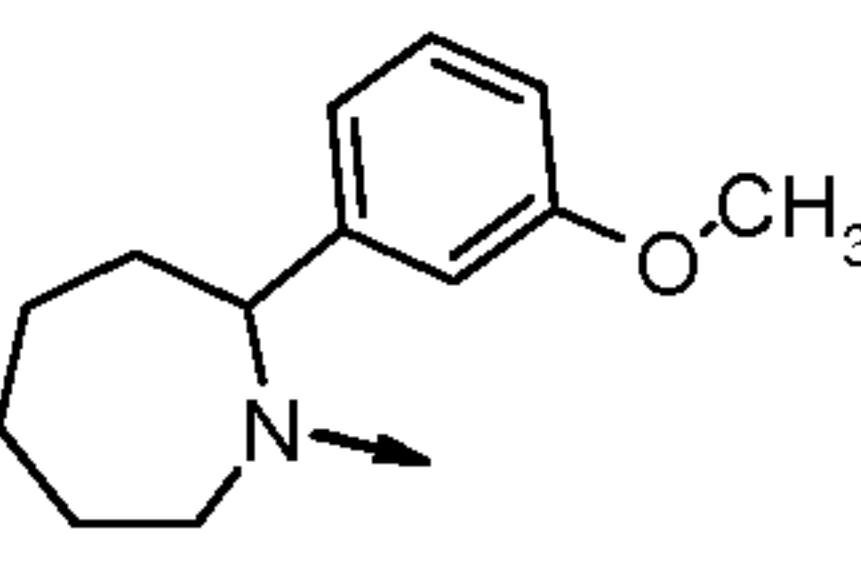
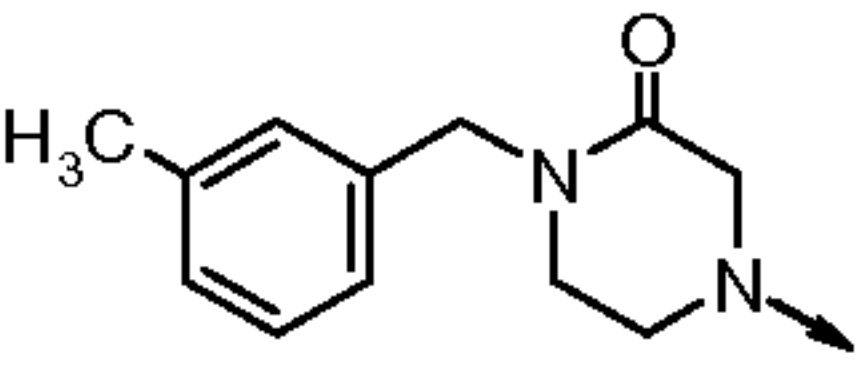
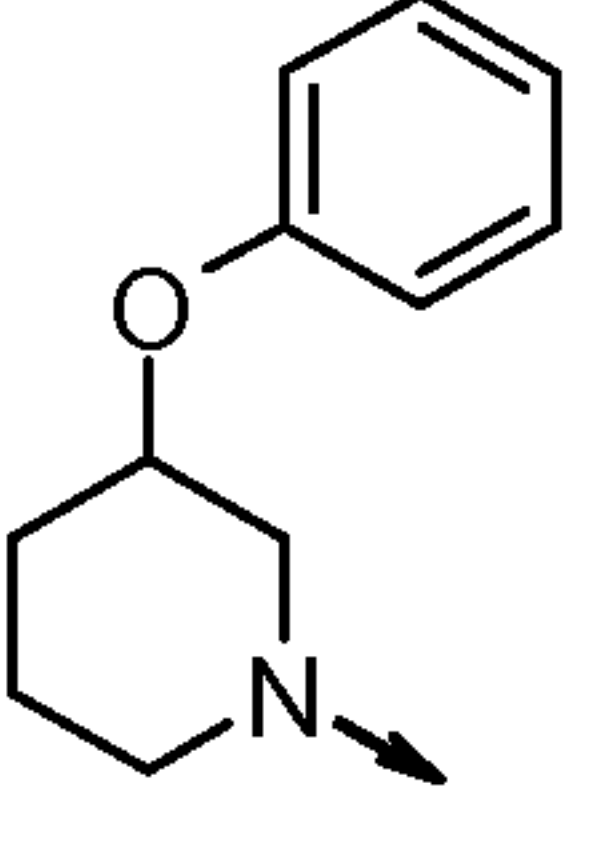
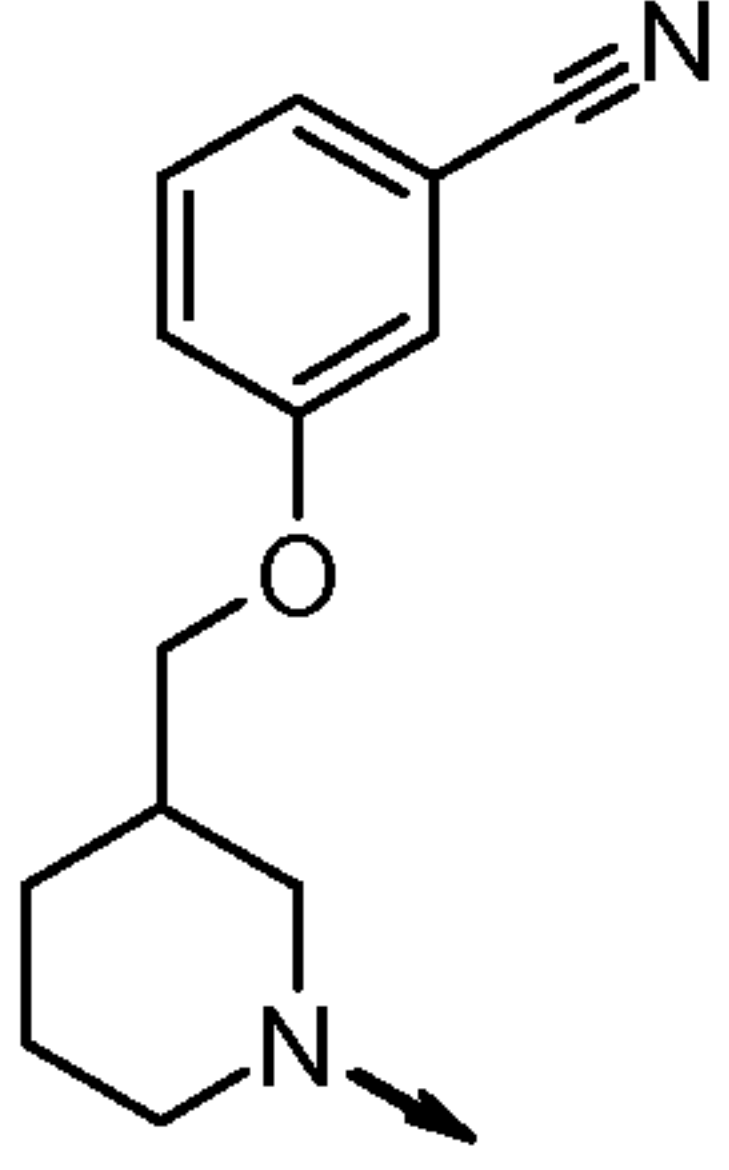
239	4-[(2-Phenylpiperidin-1-yl)carbonyl]-N-1,3-thiazol-2-yl benzenesulfonamide		LCMS Rt= 2.752 min MS m/z 428 [MH] ⁺	using 2-phenylpiperidine
240	4-{[2-(3-Methoxybenzyl)pyrrolidin-1-yl]carbonyl}-N-1,3-thiazol-2-yl benzenesulfonamide		LCMS Rt=2.882 min MS m/z 458 [MH] ⁺	using 2-(3-methoxybenzyl)pyrrolidine
241	N-[(1R,2S)-2-hydroxy-1-methyl-2-phenylethyl]-N-methyl-4-[(1,3-thiazol-2-ylamino)sulfonyl] benzamide		LCMS Rt= 2.4 min MS m/z 432 [MH] ⁺	using N-[(1R,2S)-2-hydroxy-1-methyl-2-phenylethyl]-N-methylamine
242	4-({2-[(6-Methylpyridin-2-yl)methyl]piperidin-1-yl}carbonyl)-N-1,3-thiazol-2-yl benzenesulfonamide		LCMS Rt= 2.105 min MS m/z 457 [MH] ⁺	using 2-[(6-methylpyridin-2-yl)methyl]piperidine
243	4-[(2-{{(2-Methylpyridin-3-yl)oxy}methyl}morpholin-4-yl)carbonyl]-N-1,3-thiazol-2-yl benzenesulfonamide	 WO2007125398	LCMS Rt= 2.024 min MS m/z 475 [MH] ⁺	using 2-{{(2-methylpyridin-3-yl)oxy}methyl}morpholine
244	4-{{[2-(Pyridin-2-ylmethyl)piperidin-1-yl]carbonyl}-N-1,3-thiazol-2-yl benzenesulfonamide		LCMS Rt= 2.09 min MS m/z 443 [MH] ⁺	using 2-(pyridin-2-ylmethyl)piperidine
245	N-benzyl-N-[(1S,2R)-2-(hydroxymethyl)cyclohexyl]-4-[(1,3-thiazol-2-ylamino)sulfonyl] benzamide		LCMS Rt= 2.25 min MS m/z 486 [MH] ⁺	using ((1R,2S)-2-(benzylamino)cyclohexyl)methanol

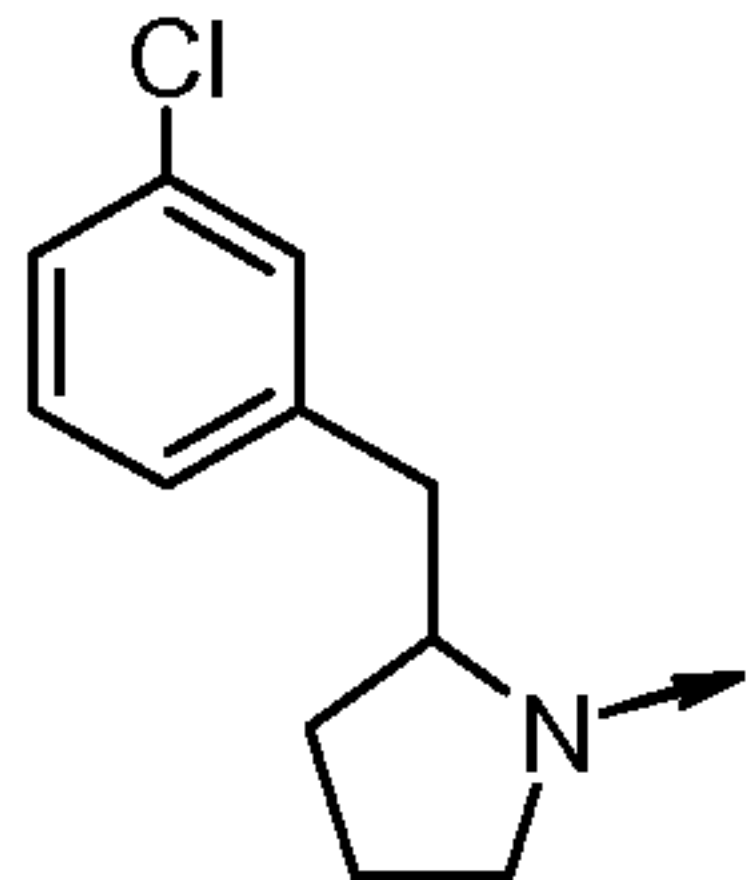
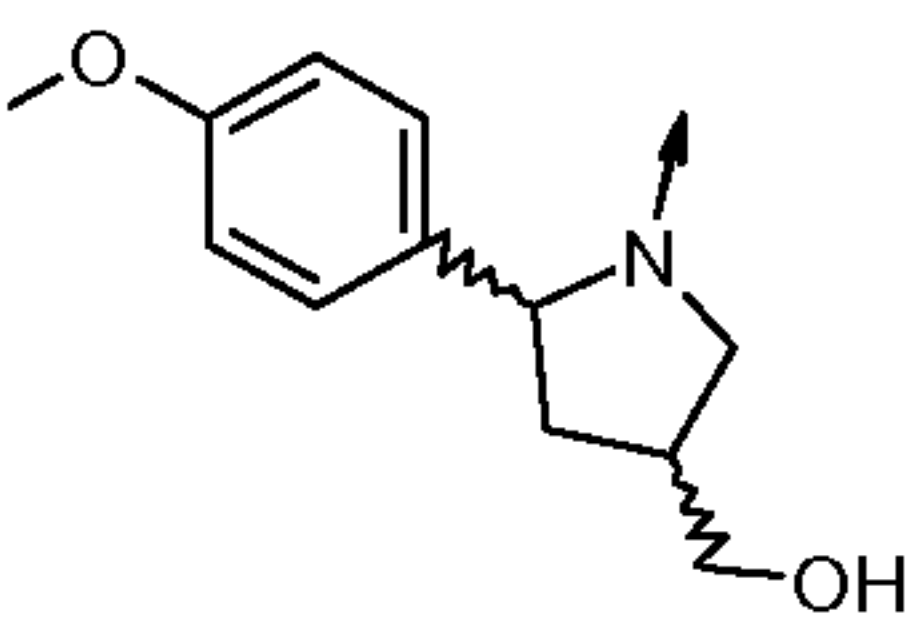
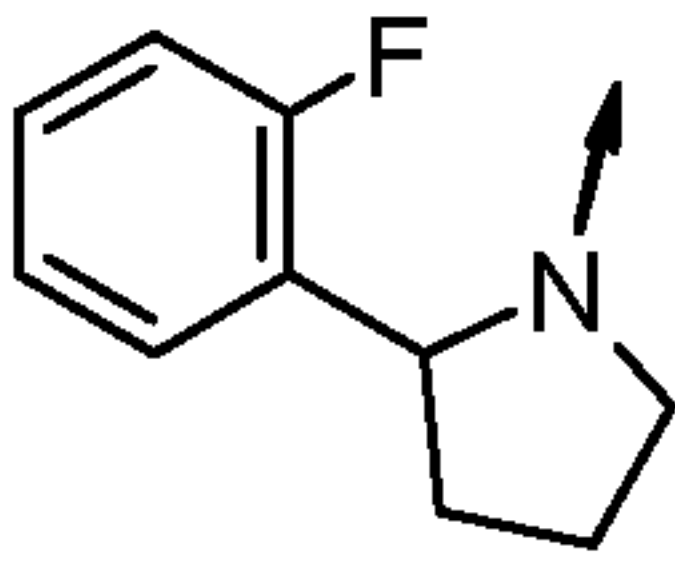
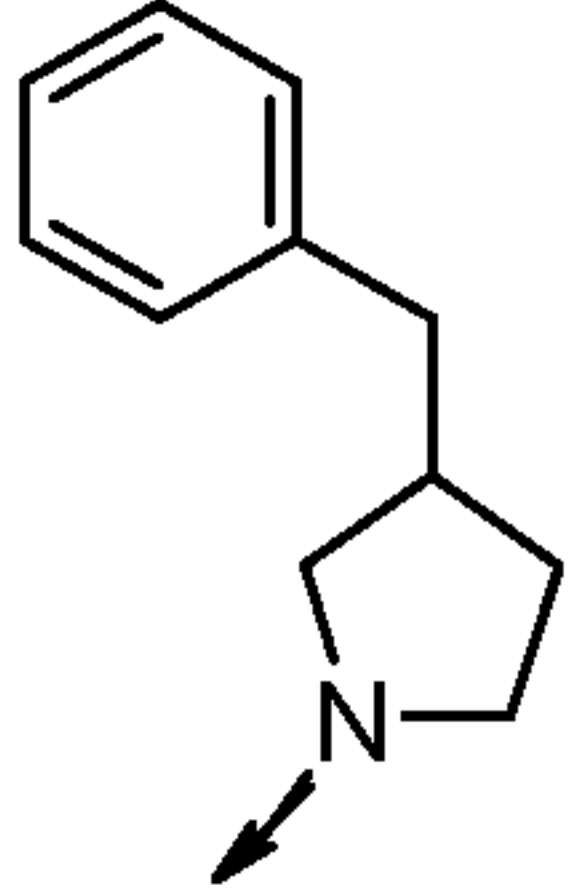
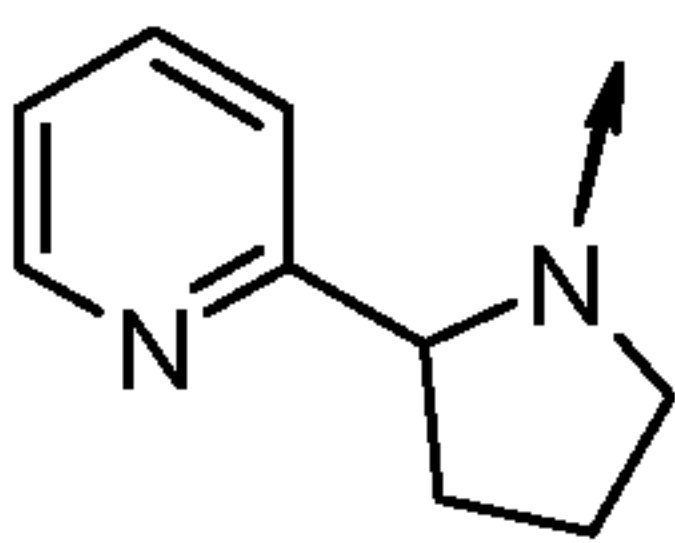
246	4-({2-[(4,6-Dimethylpyridin-2-yl)methyl]azepan-1-yl}carbonyl)-N-1,3-thiazol-2-yl benzenesulfonamide		LCMS Rt= 1.95 min MS m/z 485 [MH] ⁺	using 2-[(4,6-dimethylpyridin-2-yl)methyl]azepane
247	4-{{[(3R)-3-(2-chlorophenoxy)pyrrolidin-1-yl]carbonyl}-N-1,3-thiazol-2-yl benzenesulfonamide	 <i>Journal of Medicinal Chemistry</i> 2007 , 50(2), 182-185	LCMS Rt= 2.867 min MS m/z 464 [MH] ⁺	using -{{[(3R)-3-(2-chlorophenoxy)pyrrolidine
248	4-({2-[(4-Methylpyridin-2-yl)methyl]pyrrolidin-1-yl}carbonyl)-N-1,3-thiazol-2-yl benzenesulfonamide		LCMS Rt= 2.07 min MS m/z 443 [MH] ⁺	using 2-[(4-methylpyridin-2-yl)methyl]pyrrolidine
249	4-{{[3-(4-mMethylphenoxy)piperidin-1-yl]carbonyl}-N-1,3-thiazol-2-yl benzenesulfonamide		LCMS Rt= 2.786 min MS m/z 458 [MH] ⁺	using 3-(4-methylphenoxy)piperidine
250	N-(2-hydroxy-2-phenylethyl)-N-methyl-4-[(1,3-thiazol-2-yl amino)sulfonyl] benzamide		LCMS Rt= 2.339 min MS m/z 418 [MH] ⁺	using N-(2-hydroxy-2-phenylethyl)-N-methylamine
251	N-(1,2-diphenylethyl)-N-methyl-4-[(1,3-thiazol-2-yl amino)sulfonyl] benzamide		LCMS Rt= 2.933 min MS m/z 478 [MH] ⁺	using N-(1,2-diphenylethyl)-N-methylamine
252	4-{{[4-Hydroxy-4-(4-methylphenyl)piperidin-1-yl]carbonyl}-N-1,3-thiazol-2-yl benzenesulfonamide		LCMS Rt=2.691 min MS m/z 458 [MH] ⁺	using 4-hydroxy-4-(4-methylphenyl)piperidine

253	4-[(3-Benzoylpiperidin-1-yl)carbonyl]-N-1,3-thiazol-2-yl benzenesulfonamide		LCMS Rt= 2.786 min MS m/z 456 [MH] ⁺	using 3-benzoyl piperidine
254	4-[[2-(2-Methoxyphenyl)pyrrolidin-1-yl]carbonyl]-N-1,3-thiazol-2-yl benzenesulfonamide		LCMS Rt= 2.78 min MS m/z 444 [MH] ⁺	using 2-(2-methoxyphenyl) pyrrolidine
255	4-[(2-Pyridin-2-ylazepan-1-yl)carbonyl]-N-1,3-thiazol-2-yl benzenesulfonamide		LCMS Rt= 2.283 min MS m/z 443 [MH] ⁺	using 2-pyridin-2-ylazepane
256	N-methyl-N-[(1S)-1-phenylethyl]-4-[(1,3-thiazol-2-yl amino)sulfonyl] benzamide		LCMS Rt= 2.786 min MS m/z 402 [MH] ⁺	using N-methyl-N-[(1S)-1-phenylethyl] amine
257	N-cyclohexyl-N-(2-hydroxy-2-phenylpropyl)-4-[(1,3-thiazol-2-yl amino)sulfonyl] benzamide	 <i>Journal of Organic Chemistry</i> 1986 , 51(9), 1383-1389	LCMS Rt= 2.431 min MS m/z 500 [MH] ⁺	using N-cyclohexyl-N-(2-hydroxy-2-phenylpropyl) amine
258	4-[(6-Benzyl-6-hydroxy-1,4-oxazepan-4-yl)carbonyl]-N-1,3-thiazol-2-yl benzenesulfonamide	 Preparation 82	LCMS Rt= 2.555 min MS m/z 474 [MH] ⁺	using 6-benzyl-1,4-oxazepan-6-ol hydrochloride
259	4-[(6-Benzyl-1,4-oxazepan-4-yl)carbonyl]-N-1,3-thiazol-2-yl benzenesulfonamide		LCMS Rt= 2.739 min MS m/z 458 [MH] ⁺	using 6-benzyl-1,4-oxazepane

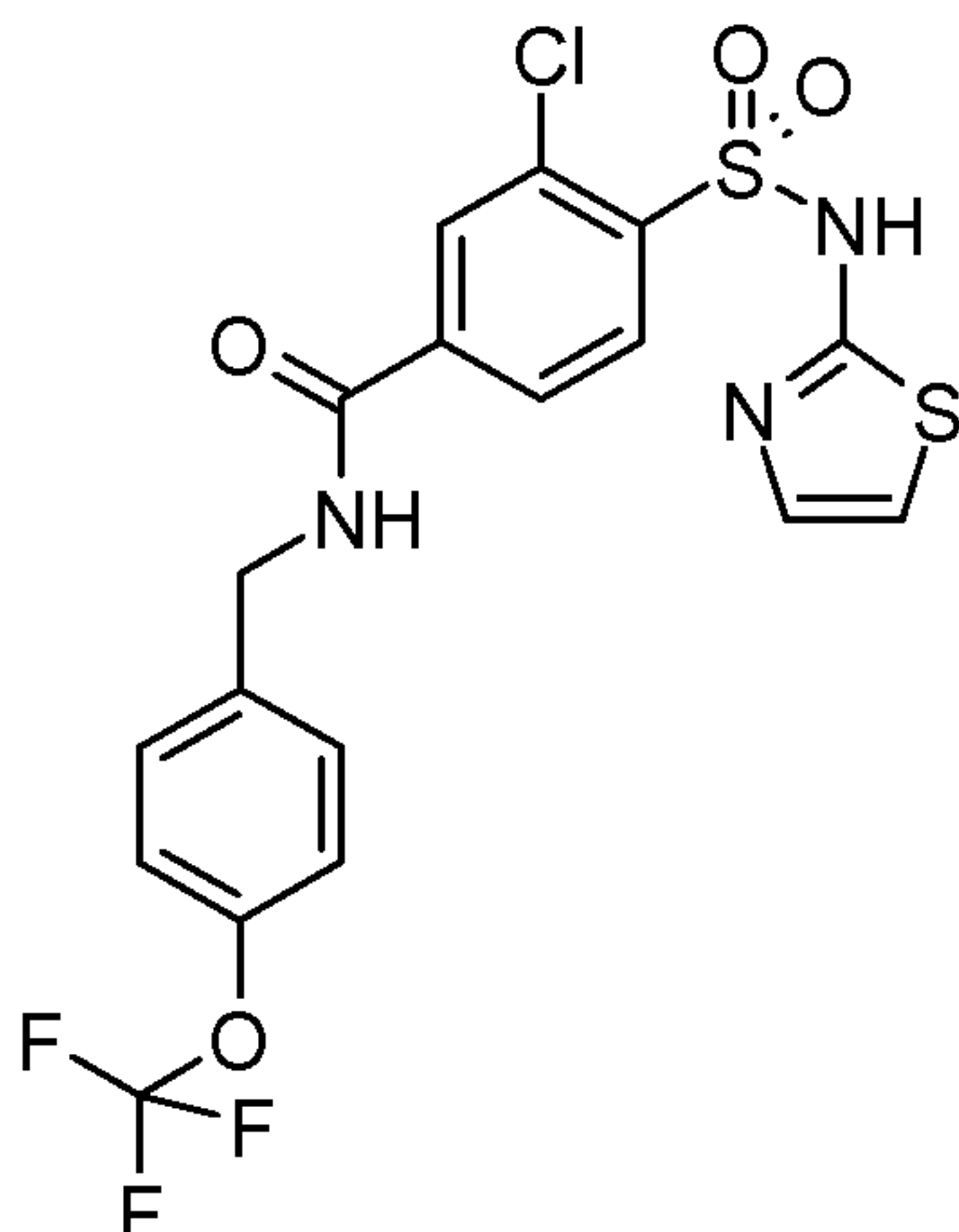
260	4-{{3-(3-Methoxypropoxy)piperidin-1-yl}carbonyl}-N-1,3-thiazol-2-yl benzenesulfonamide		LCMS Rt= 2.503 min MS m/z 440 [MH] ⁺	using 3-(3-methoxypropoxy)piperidine
261	4-{{(2R)-2-pyridin-2-yl piperidin-1-yl}carbonyl}-N-1,3-thiazol-2-yl benzenesulfonamide		LCMS Rt= 2.256 min MS m/z 429 [MH] ⁺	using (2R)-2-pyridin-2-yl piperidine
262	4-{{2-[(3,5-Difluorophenoxy)methyl]morpholin-4-yl}carbonyl}-N-1,3-thiazol-2-yl benzenesulfonamide	 <p>WO2006117669</p>	LCMS Rt= 2.941 min MS m/z 496 [MH] ⁺	using 2-[(3,5-difluorophenoxy)methyl]morpholine
263	4-{{3-(3-Methoxybenzyl)piperidin-1-yl}carbonyl}-N-1,3-thiazol-2-yl benzenesulfonamide		LCMS Rt=3.016 min MS m/z 472 [MH] ⁺	using 3-(3-methoxybenzyl)piperidine
264	4-{{3-[(4-Fluorophenoxy)methyl]piperidin-1-yl}carbonyl}-N-1,3-thiazol-2-yl benzenesulfonamide		LCMS Rt= 3.028 min MS m/z 476 [MH] ⁺	using 3-[(4-fluorophenoxy)methyl]piperidine
265	4-{{3-(3-Cyanophenoxy)piperidin-1-yl}carbonyl}-N-1,3-thiazol-2-yl benzenesulfonamide		LCMS Rt=2.768 min MS m/z 469 [MH] ⁺	using 3-(3-cyanophenoxy)piperidine

266	4-({2-[(2-Chloro-4-fluorophenoxy)methyl]morpholin-4-yl}carbonyl)-N-1,3-thiazol-2-ylbenzenesulfonamide	 <p>WO2006117669</p>	LCMS Rt= 2.952 min MS m/z 512 [MH] ⁺	using 2-[(2-chloro-4-fluorophenoxy)methyl]morpholine
267	4-{{3-(Phenoxymethyl)piperidin-1-yl}carbonyl}-N-1,3-thiazol-2-ylbenzenesulfonamide		LCMS Rt= 2.99 min MS m/z 458 [MH] ⁺	using 3-(phenoxymethyl)piperidine
268	4-[(2-Phenylazepan-1-yl)carbonyl]-N-1,3-thiazol-2-ylbenzenesulfonamide		LCMS Rt= 2.835 min MS m/z 442 [MH] ⁺	using 2-phenylazepane
269	4-{{3-[(Cyclopropylmethoxy)methyl]pyrrolidin-1-yl}carbonyl}-N-1,3-thiazol-2-ylbenzenesulfonamide	 <p>Preparation 67</p>	LCMS Rt= 2.644 min MS m/z 422 [MH] ⁺	using 3-(cyclopropylmethoxymethyl)pyrrolidine
270	4-{{3-(4-Methoxybenzyl)piperidin-1-yl}carbonyl}-N-1,3-thiazol-2-ylbenzenesulfonamide		LCMS Rt=3.037 min MS m/z 472 [MH] ⁺	using 3-(4-methoxybenzyl)piperidine
271	4-{{3-[(3,5-Difluorophenoxy)methyl]piperidin-1-yl}carbonyl}-N-1,3-thiazol-2-ylbenzenesulfonamide		LCMS Rt= 3.134 min MS m/z 494 [MH] ⁺	using 3-[(3,5-difluorophenoxy)methyl]piperidine

272	4-{{3-(Pyrimidin-5-ylmethyl)piperidin-1-yl}carbonyl}-N-1,3-thiazol-2-yl benzenesulfonamide	 Preparation 72	LCMS Rt= 2.345 min MS m/z 444 [MH] ⁺	using 5-(piperidin-3-ylmethyl) pyrimidine
273	4-{{2-(3-Methoxyphenyl)pyrrolidin-1-yl}carbonyl}-N-1,3-thiazol-2-yl benzenesulfonamide		LCMS Rt= 2.748 min MS m/z 444 [MH] ⁺	using 2-(3-methoxyphenyl) pyrrolidine
274	N-(2,3-dihydro-1-benzofuran-2-ylmethyl)-N-methyl-4-[(1,3-thiazol-2-ylamino)sulfonyl] benzamide		LCMS Rt= 2.708 min MS m/z 430 [MH] ⁺	using N-(2,3-dihydro-1-benzofuran-2-ylmethyl)-N-methylamine
275	4-{{2-(3-Methoxyphenyl)azepan-1-yl}carbonyl}-N-1,3-thiazol-2-yl benzenesulfonamide		LCMS Rt= 2.848 min MS m/z 472 [MH] ⁺	using 2-(3-methoxyphenyl) azepane
276	4-{{4-(3-Methylbenzyl)-3-oxopiperazin-1-yl}carbonyl}-N-1,3-thiazol-2-yl benzenesulfonamide		LCMS Rt= 2.689 min MS m/z 471 [MH] ⁺	using 4-(3-methylbenzyl)-3-oxopiperazine
277	4-[(3-Phenoxypiperidin-1-yl)carbonyl]-N-1,3-thiazol-2-yl benzenesulfonamide		LCMS Rt= 2.829 min MS m/z 444 [MH] ⁺	using 3-phenoxy piperidine
278	4-({3-[(3-Cyanophenoxy)methyl]piperidin-1-yl}carbonyl)-N-1,3-thiazol-2-yl benzenesulfonamide		LCMS Rt= 2.934 min MS m/z 483 [MH] ⁺	using 3-[(3-cyanophenoxy)methyl] piperidine

279	4-{{2-(3-Chlorobenzyl)pyrrolidin-1-yl}carbonyl}-N-1,3-thiazol-2-yl benzenesulfonamide		LCMS Rt= 2.853 min MS m/z 462 [MH] ⁺	using 2-(3-chlorobenzyl) pyrrolidine
280	4-{{4-(Hydroxymethyl)-2-(4-methoxyphenyl)pyrrolidin-1-yl}carbonyl}-N-1,3-thiazol-2-yl benzenesulfonamide		LCMS Rt=2.4 min MS m/z 474 [MH] ⁺	using 4-(hydroxymethyl)-2-(4-methoxyphenyl) pyrrolidine
281	4-{{2-(2-Fluorophenyl)pyrrolidin-1-yl}carbonyl}-N-1,3-thiazol-2-yl benzenesulfonamide		LCMS Rt= 2.772 min MS m/z 432 [MH] ⁺	using 2-(2-fluorophenyl) pyrrolidine
282	4-[(3-Benzylpyrrolidin-1-yl)carbonyl]-N-1,3-thiazol-2-yl benzenesulfonamide		LCMS Rt= 2.903 min MS m/z 428 [MH] ⁺	using 3-benzyl pyrrolidine
283	4-[(2-Pyridin-2-yl pyrrolidin-1-yl)carbonyl]-N-1,3-thiazol-2-yl benzenesulfonamide		LCMS Rt= 1.99 min MS m/z 415 [MH] ⁺	using 2-pyridin-2-ylpyrrolidine

EXAMPLE 284

3-Chloro-4-[(1,3-thiazol-2-ylamino)sulfonyl]-N-[4-(trifluoromethoxy)benzyl]benzamide**Method I**

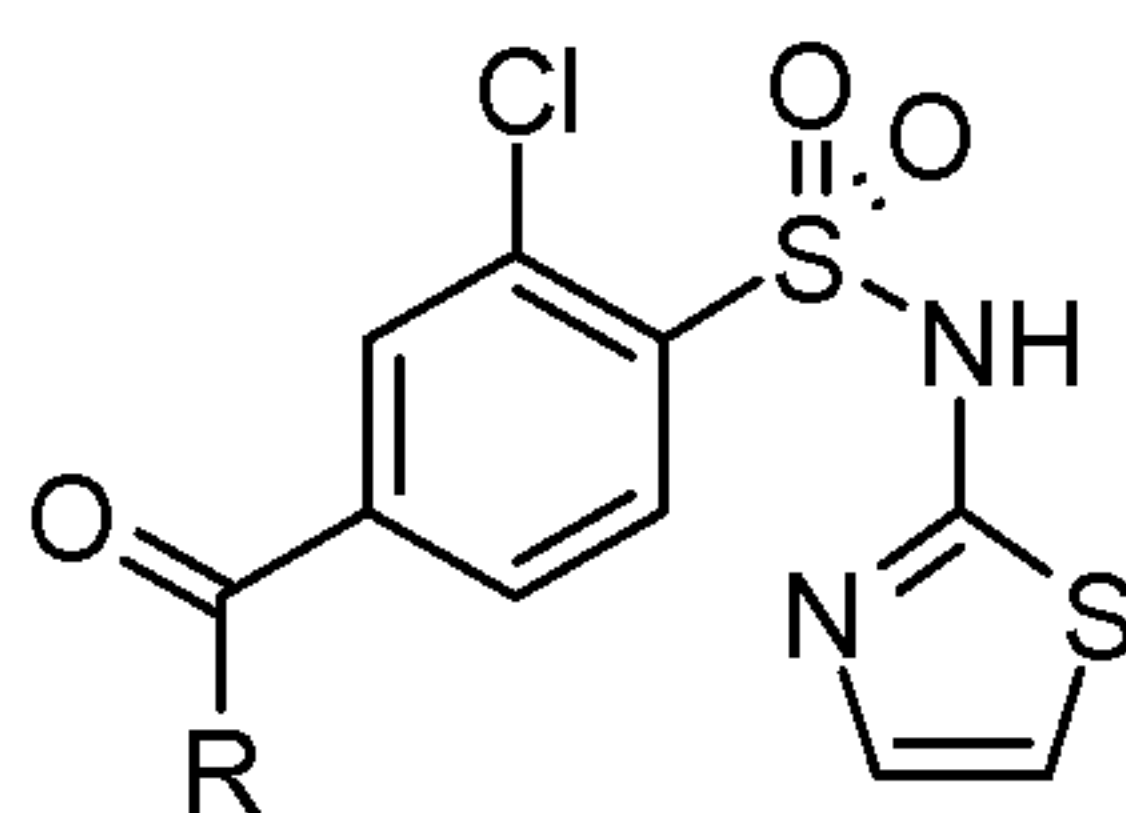
5 [0354] To a cooled solution of methyl 3-chloro-4-[(2,4-dimethoxybenzyl)(1,3-thiazol-2-yl)amino]sulfonyl}benzoate (**Preparation 7**, 100mg, 0.21mmol, 1eq) and Et₃N (44μL, 0.32mmol, 1.5eq) in THF (6ml) was added 1-(3-dimethylaminopropyl)-3-ethylcarbodiimide hydrochloride (106mg, 0.55mmol, 1.3eq) and 1-hydroxybenzotriazole (58mg, 0.43mmol, 1eq). The reaction mixture was stirred at 0°C for 20 minutes before the addition of 4-

10 (trifluoromethoxy)benzylamine (36μL, 0.23mmol, 1.1eq) and then stirred for a further 18 hours. The solvent was evaporated in vacuo and the residue partitioned between DCM (15ml) and water (15ml) then passed through a phase separation cartridge. The organic phase was concentrated and the residue redissolved in 4.5M HCl in 1,4-dioxane (5ml) and the solution stirred at room temperature for 18 hours. The solvent was evaporated in vacuo and the residue

15 purified by preparative HPLC to yield the title compound.

[0355] LCMS Rt= 3.27 min. MS m/z 491.99 [MH]⁺.

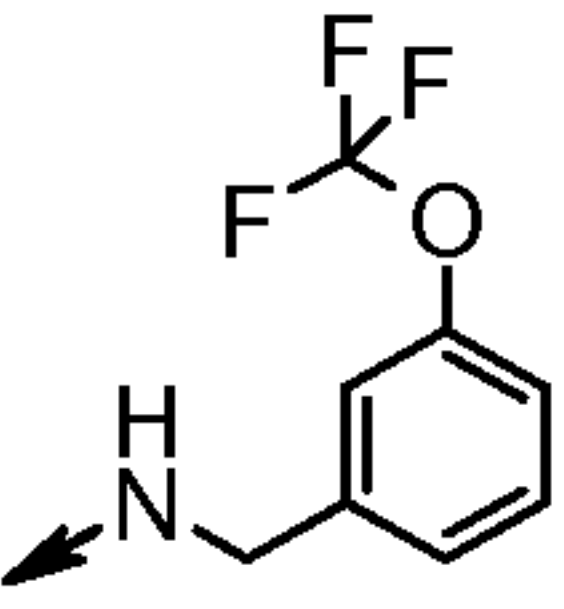
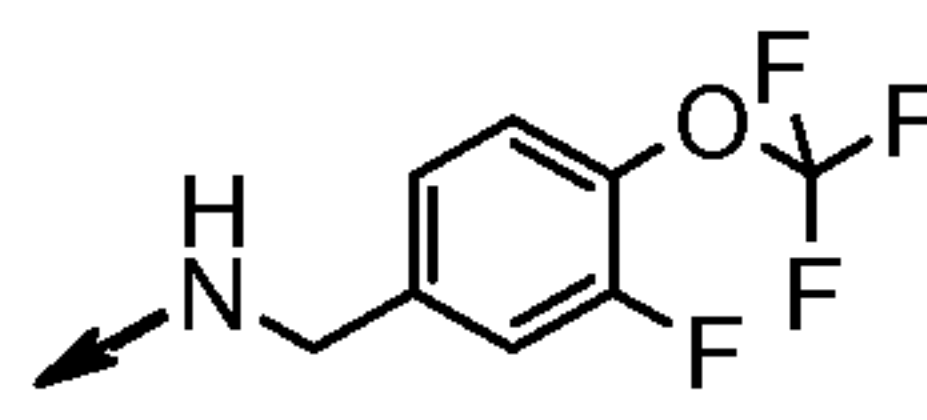
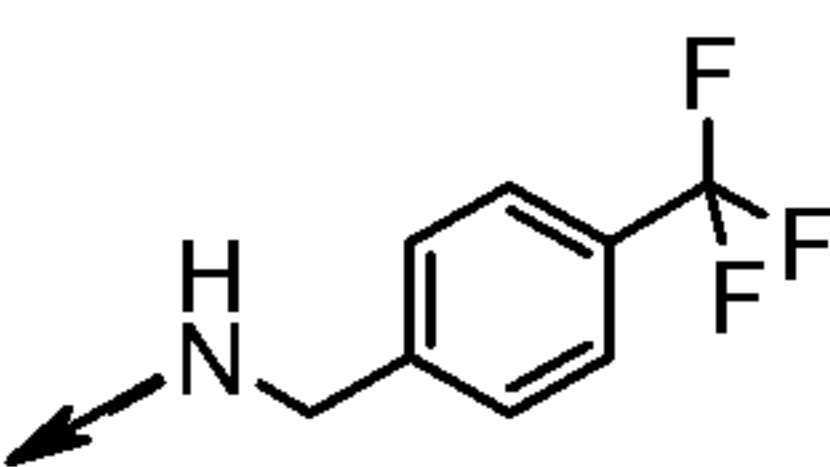
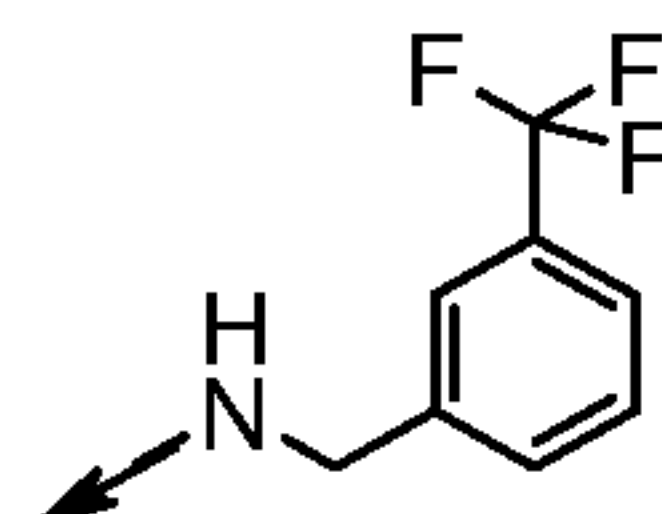
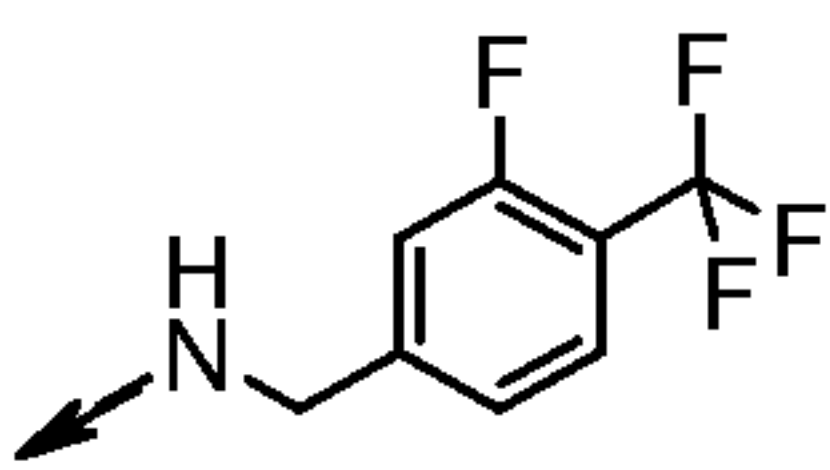
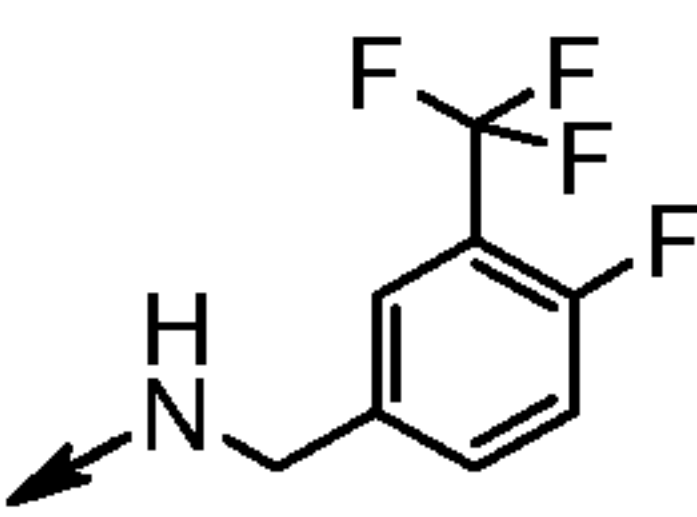
[0356] The following examples of the general formula

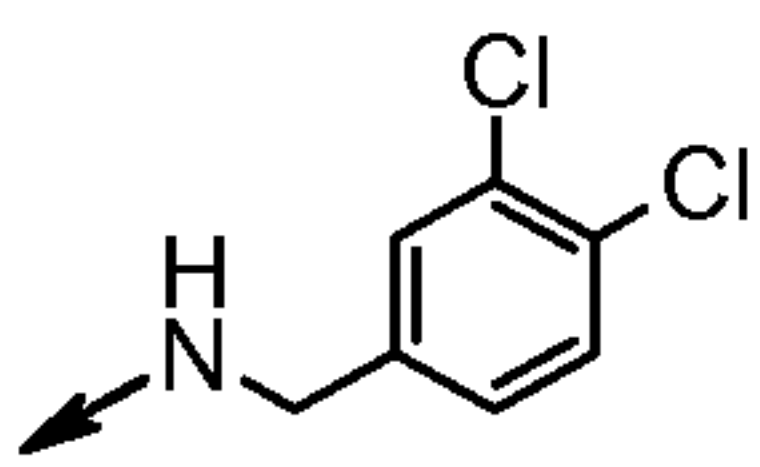
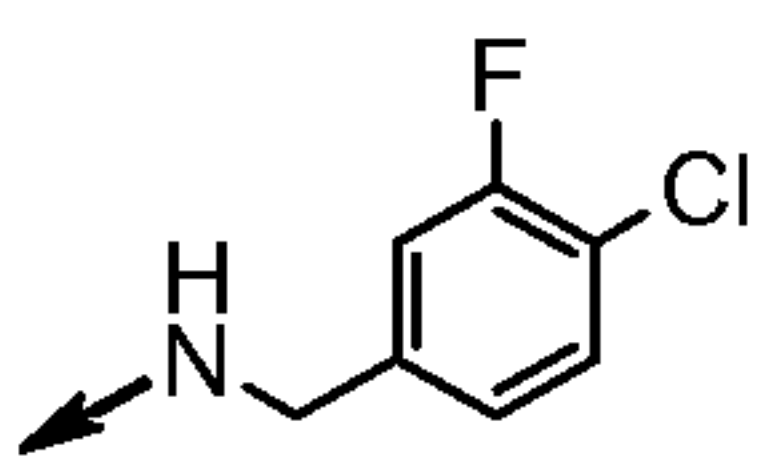
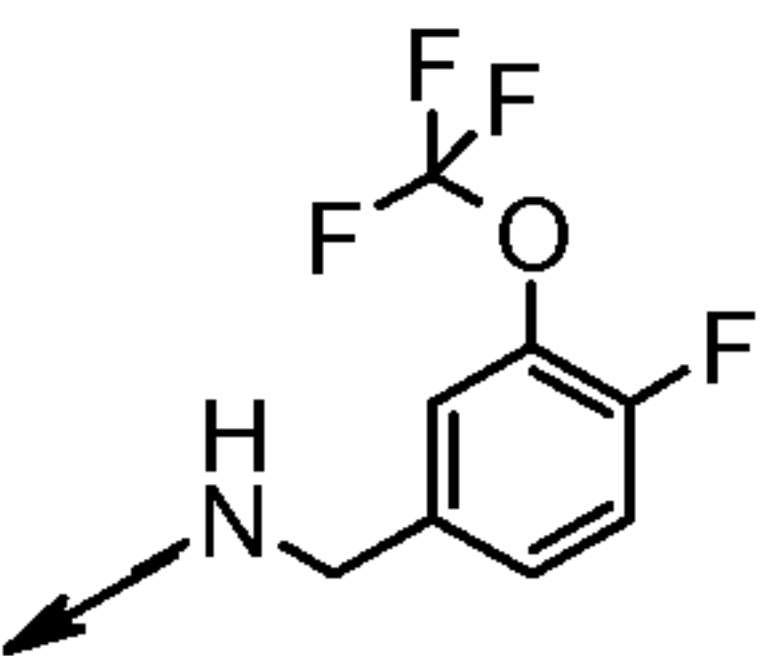
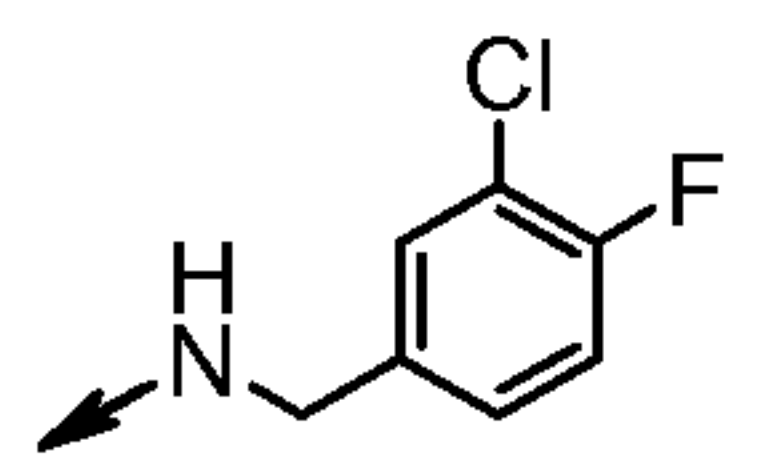


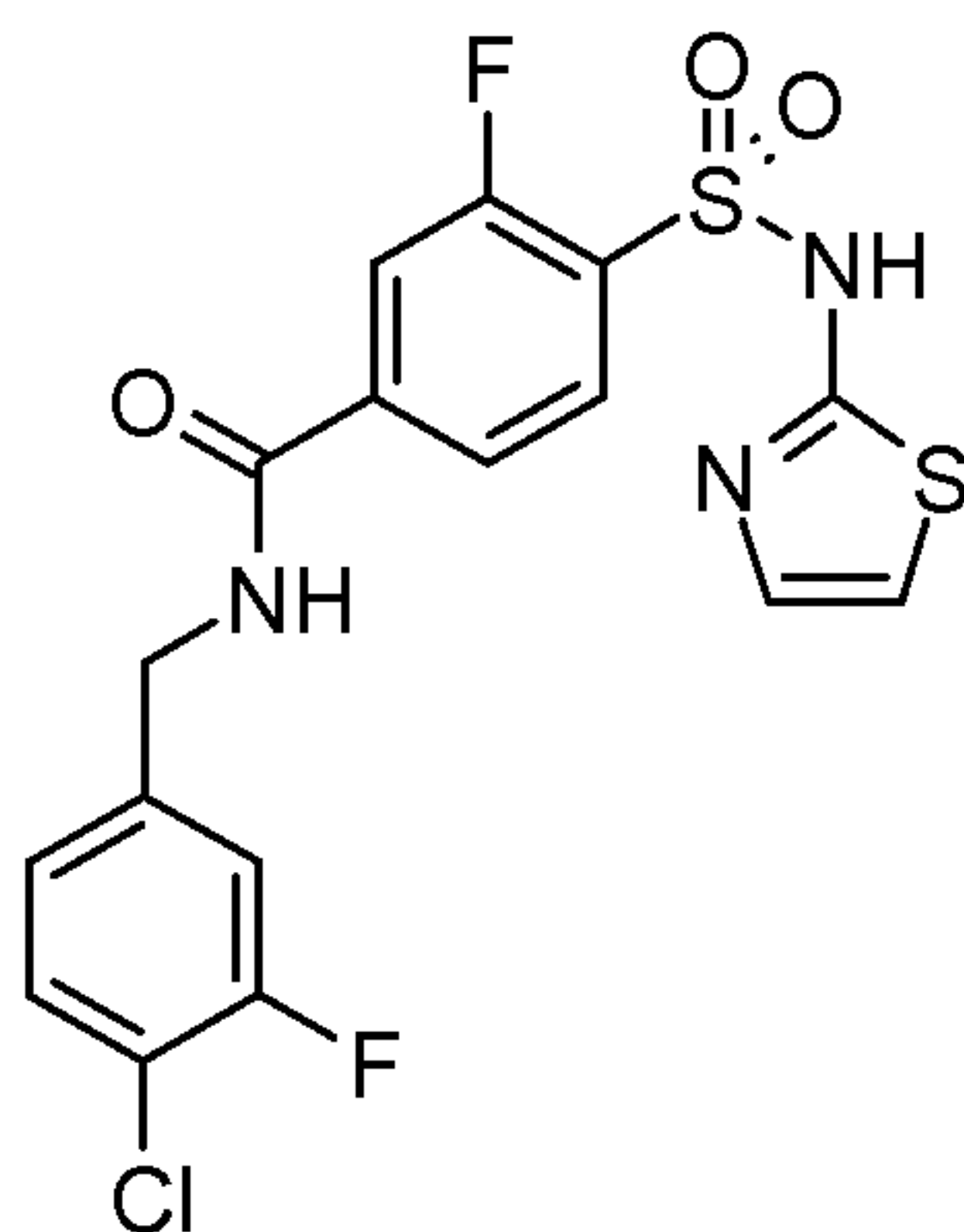
were prepared by Method I as described for Example 284 above. Unless otherwise noted, preparation details are as described for the method referred to.

20

Table 7

Example	Name	R	Data	Preparation Information
285	3-Chloro-4-[(1,3-thiazol-2-ylamino)sulfonyl]-N-[3-(trifluoromethoxy)benzyl]benzamide		LCMS Rt= 3.37 min MS m/z 491 [MH] ⁺	Method I, using 3-(trifluoromethoxy)benzylamine
286	3-Chloro-N-[3-fluoro-4-(trifluoromethoxy)benzyl]-4-[(1,3-thiazol-2-ylamino)sulfonyl]benzamide		LCMS Rt= 2.39 min MS m/z 509 [MH] ⁺	Method I, using 3-fluoro-4-(trifluoromethoxy)benzylamine
287	3-Chloro-4-[(1,3-thiazol-2-ylamino)sulfonyl]-N-[4-(trifluoromethyl)benzyl]benzamide		LCMS Rt= 3.20 min MS m/z 476 [MH] ⁺	Method I, using 4-(trifluoromethyl)benzylamine. Crude product partitioned between DCM and sodium hydrogen carbonate. A solid precipitated from the DCM which was collected and purified by HPLC.
288	3-Chloro-4-[(1,3-thiazol-2-ylamino)sulfonyl]-N-[3-(trifluoromethyl)benzyl]benzamide		LCMS Rt= 3.21 min MS m/z 476 [MH] ⁺	Method I, using 3-(trifluoromethyl)benzylamine
289	3-Chloro-N-[3-fluoro-4-(trifluoromethyl)benzyl]-4-[(1,3-thiazol-2-ylamino)sulfonyl]benzamide		LCMS Rt= 3.27 min MS m/z 493 [MH] ⁺	Method I, using 3-fluoro-4-(trifluoromethyl)benzylamine
290	3-Chloro-N-[4-fluoro-3-(trifluoromethyl)benzyl]-4-[(1,3-thiazol-2-ylamino)sulfonyl]benzamide		LCMS Rt= 3.27 min MS m/z	Method I, using 4-fluoro-3-trifluoromethylbenzylamine

	benzamide		493 [MH] ⁺	
291	3-Chloro-N-(3,4-dichlorobenzyl)-4-[(1,3-thiazol-2-ylamino)sulfonyl]benzamide		LCMS Rt= 3.37 min MS m/z 475 [MH] ⁺	Method I, using 3,4-dichloro benzylamine
292	3-Chloro-N-(4-chloro-3-fluorobenzyl)-4-[(1,3-thiazol-2-ylamino)sulfonyl]benzamide		LCMS Rt= 3.20 min MS m/z 459 [MH] ⁺	Method I, using 4-chloro-3- fluorobenzylami ne
293	3-Chloro-N-[4-fluoro-3-(trifluoromethoxy)benzyl]-4-[(1,3-thiazol-2-ylamino)sulfonyl]benzamide		LCMS Rt= 3.28 min MS m/z 509 [MH] ⁺	Method I, using 4-fluoro-3- (trifluoromethox y) benzylamine
294	3-Chloro-N-(3-chloro-4-fluorobenzyl)-4-[(1,3-thiazol-2-ylamino)sulfonyl]benzamide		LCMS Rt= 3.13 min MS m/z 459 [MH] ⁺	Method I, using 3-chloro-4- fluorobenzylami ne

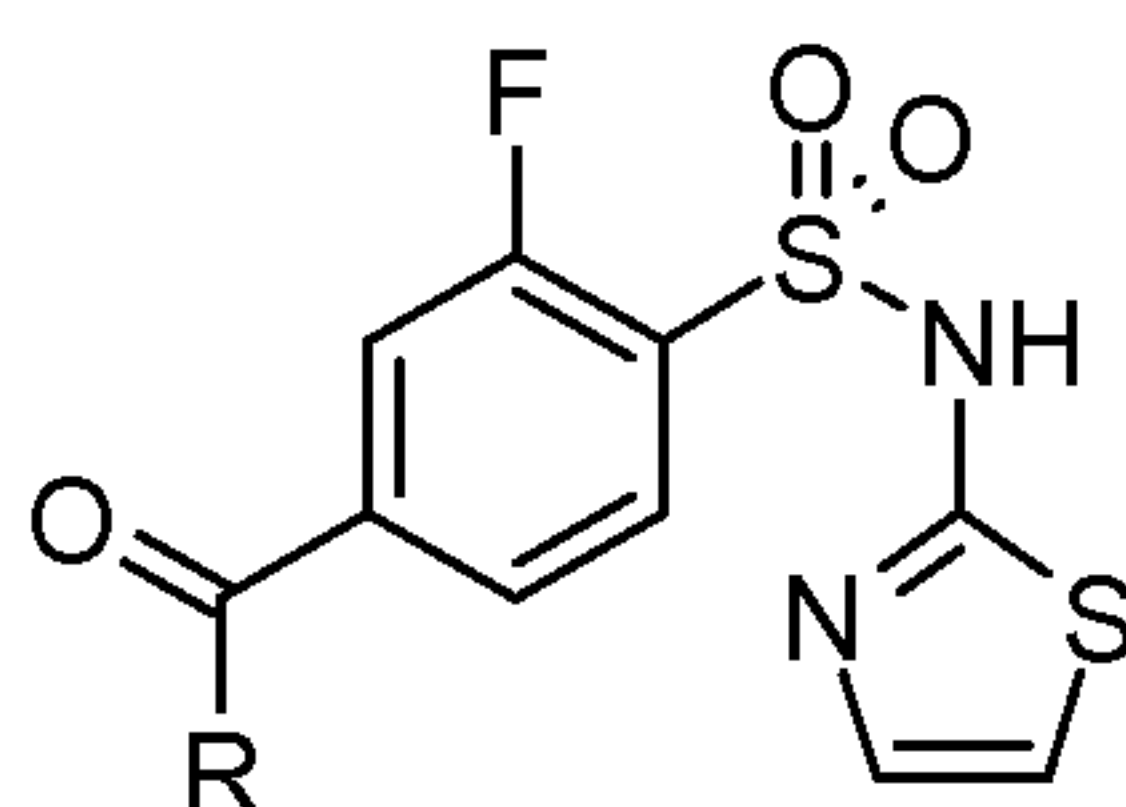
EXAMPLE 295**N-(4-chloro-3-fluorobenzyl)-3-fluoro-4-[(1,3-thiazol-2-ylamino)sulfonyl]benzamide****5 Method J**

[0357] 4-[[[(2,4-Dimethoxybenzyl)(1,3-thiazol-2-yl)amino]sulfonyl]-3-fluorobenzoic acid (**Preparation 10**, 75mg, 0.166mmol, 1eq), Et₃N (36mg, 0.36mmol, 2.2eq), 2-(1H-benzotriazol-1-yl)-1,1,1,3-tetramethyluronium tetrafluoroborate (TBTU, 66mg, 0.206mmol, 1.24eq) and 4-

chloro-3-fluorobenzylamine (48mg, 0.301mmol, 1.81eq) were combined in THF (3ml) and the reaction mixture stirred at room temperature for 18 hours. The solvent was evaporated and the residue dissolved in DCM:TFA (2ml: 2ml), the reaction mixture was stirred at room temperature for 2 hours. Water (4ml) was added and the mixture was passed through a phase separation cartridge. The DCM was collected, washed with saturated sodium hydrogen carbonate, dried over sodium sulphate, filtered and evaporated in vacuo. The crude material was triturated with DCM then purified further by preparative HPLC to yield the title compound.

[0358] LCMS Rt= 3.14-3.18 min. MS m/z 443 [MH]⁺.

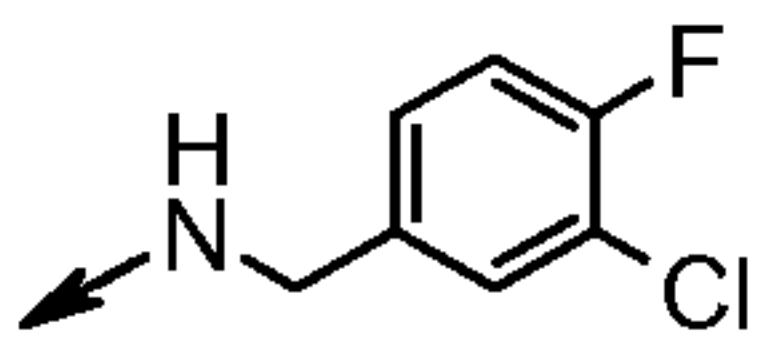
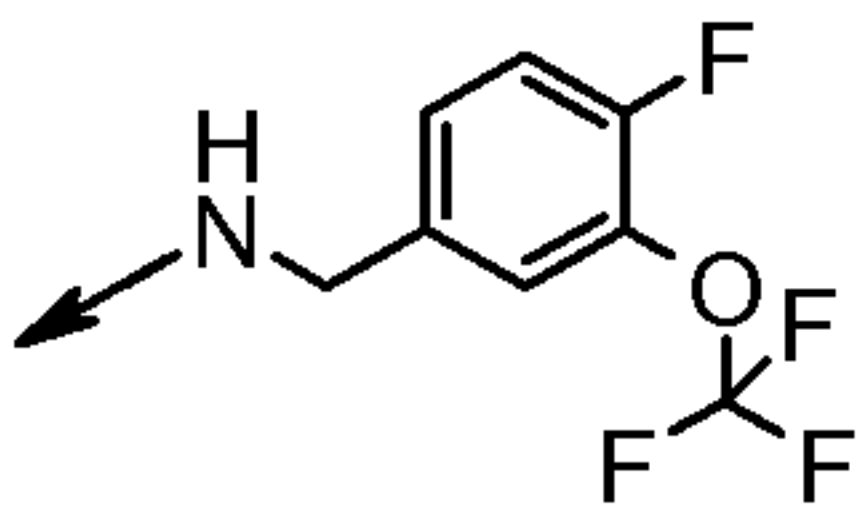
10 [0359] The following examples of the general formula

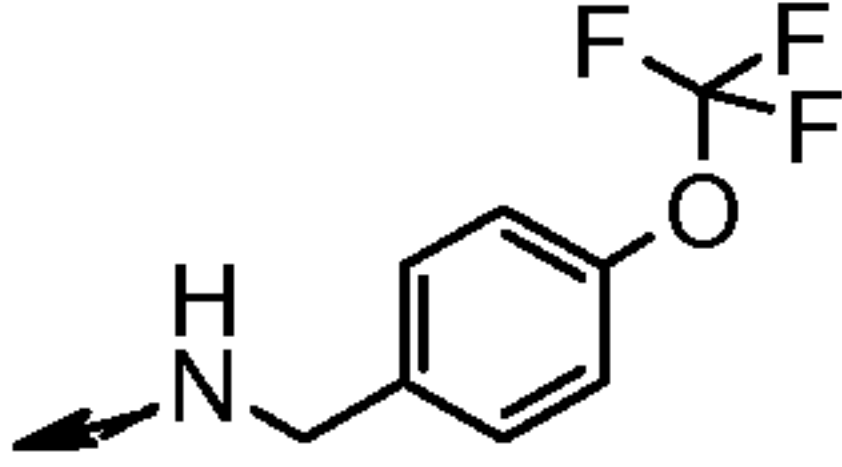
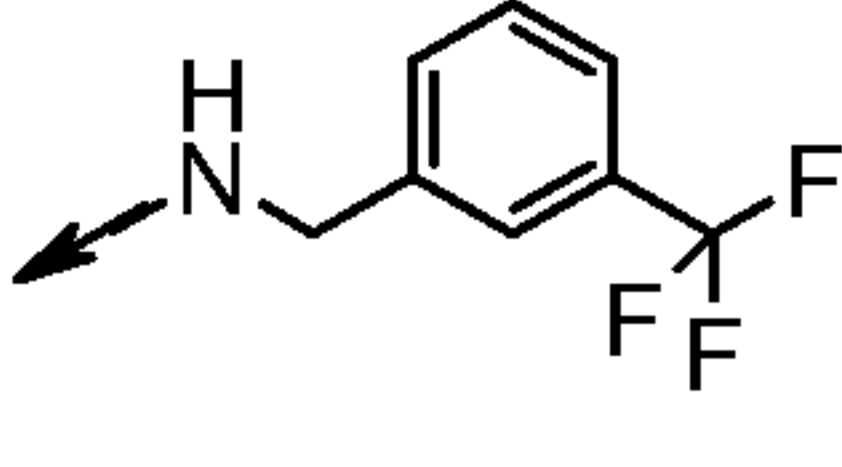
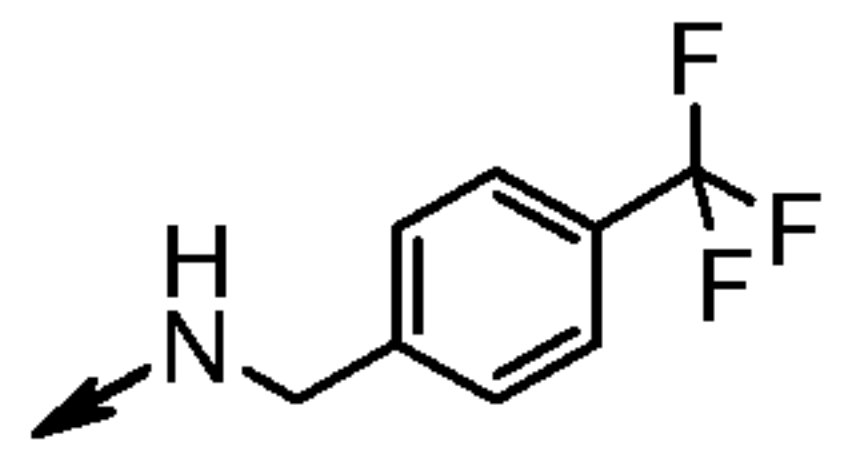


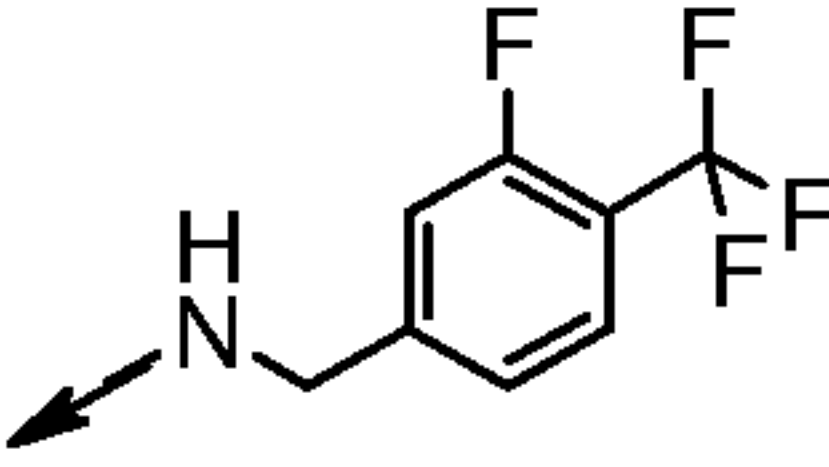
were prepared by Method J as described for Example 295 above. Unless otherwise noted, preparation details are as described for the method referred to.

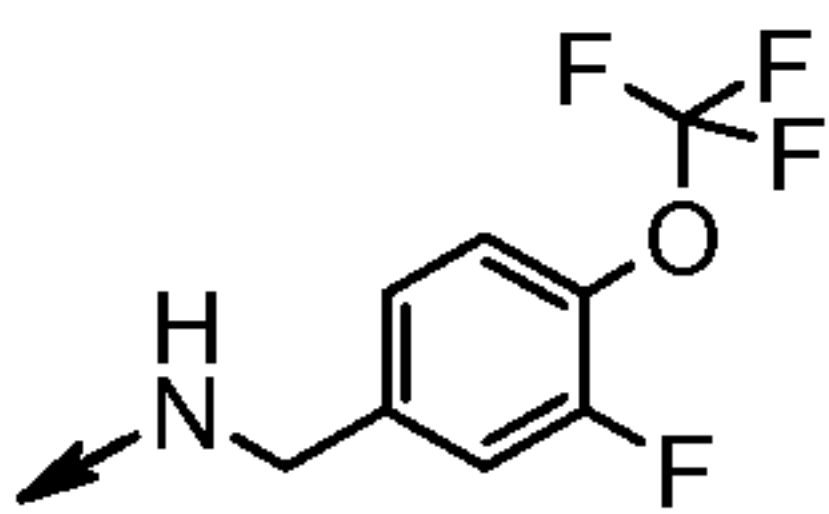
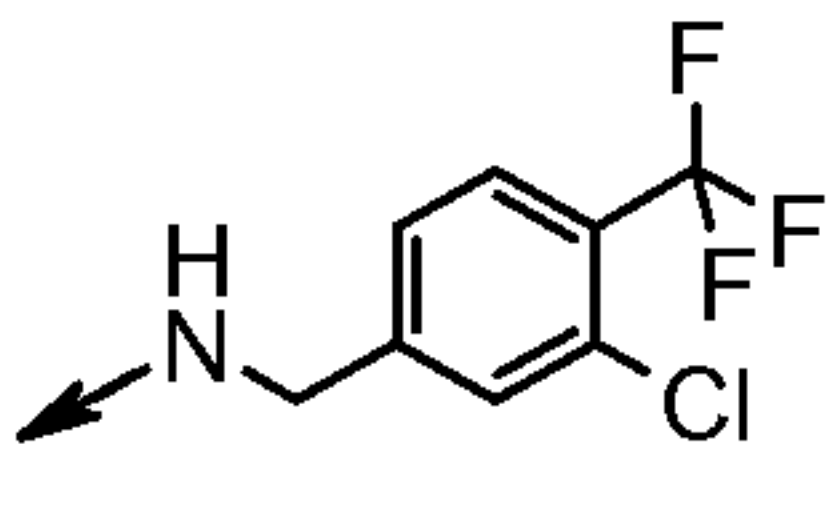
Table 8

<u>Example</u>	<u>Name</u>	<u>R</u>	<u>Data</u>	<u>Preparation Information</u>
296	3-Fluoro-4-[(1,3-thiazol-2-ylamino)sulfonyl]-N-[3-(trifluoromethoxy)benzyl]benzamide		LCMS Rt= 3.13-3.20 min MS m/z 476 [MH] ⁺	Method J using, 3-(trifluoromethoxy) benzylamine
297	N-(3,4-dichlorobenzyl)-3-fluoro-4-[(1,3-thiazol-2-ylamino)sulfonyl] benzamide		LCMS Rt=3.25-3.30 min MS m/z 459 [MH] ⁺	Method J using, 3,4-dichloro benzylamine
298	N-(3,4-difluorobenzyl)-3-fluoro-4-[(1,3-thiazol-2-ylamino)sulfonyl] benzamide		LCMS Rt= 1.36 min MS m/z 428 [MH] ⁺ ¹ HNMR	Method J using, 3,4-difluoro benzylamine No HPLC purification was required.

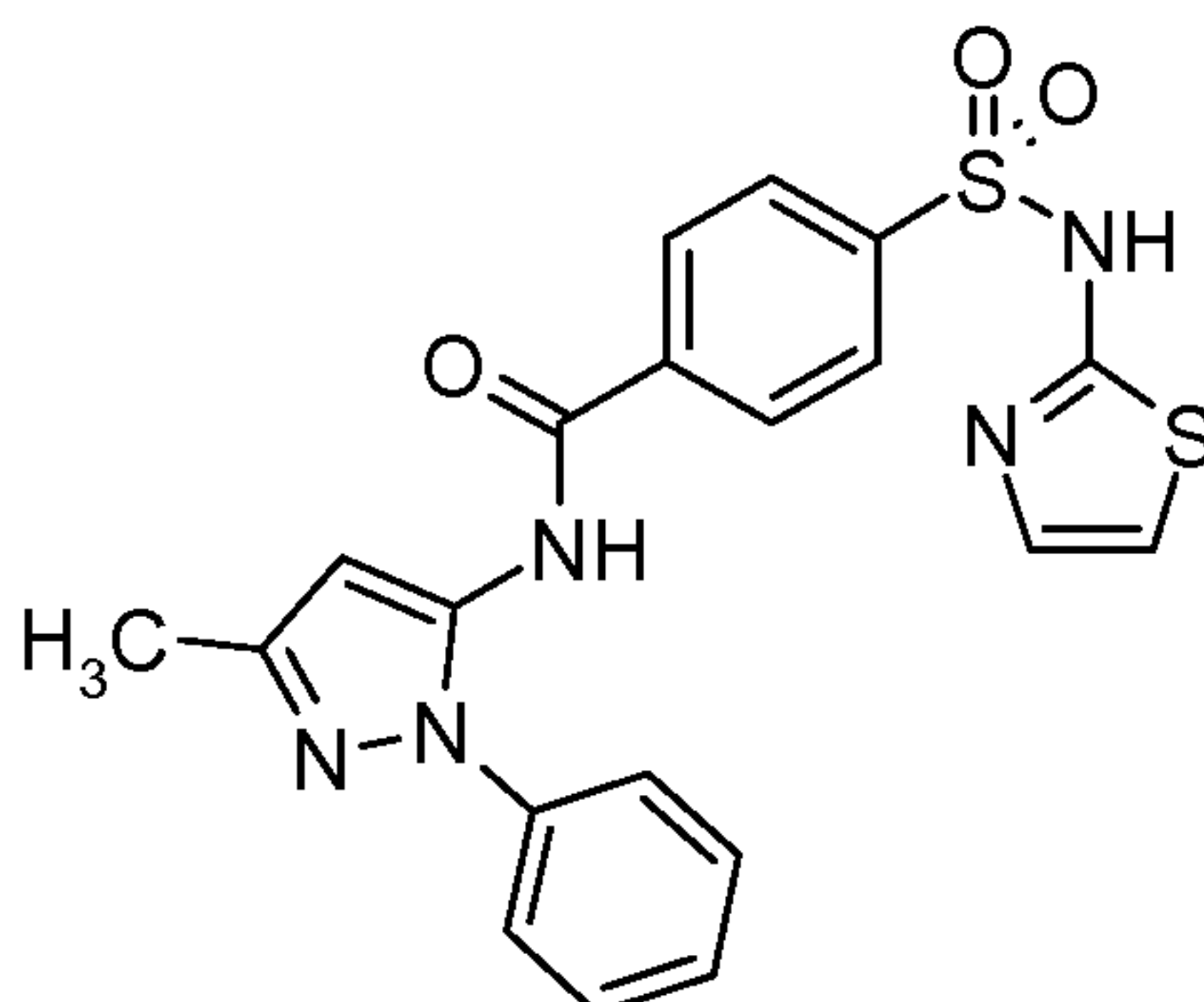
			(d ₆ -DMSO): 4.4 (s,2H), 6.9 (s, 1H), 7.15 (m, 1H), 7.3 (m, 3H), 7.8 (m, 2H), 7.9 (m, 1H), 9.25 (m, 1H), 13.0 (m, 1H).	
299	N-(3-chloro-4-fluorobenzyl)-3-fluoro-4-[(1,3-thiazol-2-ylamino)sulfonyl]benzamide		LCMS Rt= 3.11- 3.17 min MS m/z 443 [MH] ⁺	Method J using, 3-chloro-4- fluorobenzylami ne
300	3-Fluoro-N-[4-fluoro-3-(trifluoromethoxy)benzyl]-4-[(1,3-thiazol-2-ylamino)sulfonyl]benzamide		LCMS Rt= 3.21- 3.25 min MS m/z 494 [MH] ⁺	Method J using, 4-fluoro-3- (trifluoromethox y) benzylamine

301	3-Fluoro-4-[(1,3-thiazol-2-ylamino)sulfonyl]-N-[4-(trifluoromethoxy)benzyl]benzamide		LCMS Rt= 1.47 min MS m/z 475 [MH] ⁺ ¹ HNMR (d ₆ - DMSO): 4.5 (s, 2H), 6.8 (s, 1H), 7.25 (s, 1H), 7.3 (d, 2H), 7.4 (d, 2H), 7.8 (m, 2H), 7.9 (m, 1H), 9.3 (m, 1H).	Method J using, 4- (trifluoromethoxy) benzylamine. After amide formation an aqueous work up was performed using ethyl acetate and sodium bicarbonate. No HPLC purification was required.
302	3-Fluoro-4-[(1,3-thiazol-2-ylamino)sulfonyl]-N-[3-(trifluoromethyl)benzyl]benzamide		LCMS Rt= 1.45 min MS m/z 459 [MH] ⁺ ¹ HNMR (d ₆ - DMSO): 4.5 (s, 2H), 6.4 (s, 1H), 6.9 (s, 1H), 7.6 (m, 6H), 7.8 (m, 1H), 9.2 (m, 1H).	Method J using, 3- (trifluoromethyl) benzylamine. After amide formation an aqueous work up was performed using ethyl acetate and sodium bicarbonate. No HPLC purification was required.
303	3-Fluoro-4-[(1,3-thiazol-2-ylamino)sulfonyl]-N-[4-(trifluoromethyl)benzyl]benzamide		LCMS Rt= 2.98 min MS m/z 459 [MH] ⁺ ¹ HNMR (d ₆ - DMSO):	Method J using, 4- (trifluoromethyl) benzylamine. Ethyl acetate was used in the Aqueous work up and the organic phase

			4.5 (s, 2H), 6.8 (s, 1H), 7.25 (s, 1H), 7.55 (d, 2H), 7.65 (d, 2H), 7.8 (m, 2H), 7.95 (m, 1H), 9.3 (m, 1H).	dried over sodium sulphate. No HPLC purification was required.
304	3-Fluoro-N-[3-fluoro-4-(trifluoromethyl)benzyl]-4-[(1,3-thiazol-2-yl amino)sulfonyl] benzamide		LCMS Rt= 1.45 min MS m/z 477 [MH] ⁺ ¹ HNMR (d ₆ -DMSO): 4.5 (s, 2H), 6.9 (s, 1H), 7.3 (s, 1H), 7.35 (m, 1H), 7.4 (m, 1H), 7.7 (m, 1H), 7.8 (m, 2H), 7.95 (m, 1H), 9.35 (m, 1H), 13.0 (m, 1H).	Method J using, 3-fluoro-4-(trifluoromethyl) benzylamine. After amide formation an aqueous work up was performed using ethyl acetate and sodium bicarbonate. No HPLC purification was required.

305	3-Fluoro-N-[3-fluoro-4-(trifluoromethoxy)benzyl]-4-[(1,3-thiazol-2-ylamino)sulfonyl]benzamide		LCMS Rt= 1.47 min MS m/z 493 [MH] ⁺ ¹ HNMR (d ₆ - DMSO): 4.5 (s, 2H), 6.9 (s, 1H), 7.3 (m, 2H), 7.4 (m, 1H), 7.5 (m, 1H), 7.8 (m, 2H), 7.9 (m, 1H), 9.3 (m, 1H), 13.0 (m, 1H).	Method J using, 3-fluoro-4- (trifluoromethox y) benzylamine. After amide formation an aqueous work up was performed using ethyl acetate and sodium bicarbonate followed by 2N HCl. Ethyl acetate was used in the final aqueous work up and the organic phase dried over sodium sulphate. No HPLC purification was required.
306	N-[3-chloro-4-(trifluoromethyl)benzyl]-3-fluoro-4-[(1,3-thiazol-2-ylamino)sulfonyl]benzamide		LCMS Rt= 1.48 min MS m/z 493 [MH] ⁺ ¹ HNMR (d ₆ - DMSO): 4.5(s, 2H), 6.9 (s, 1H), 7.3 (s, 1H), 7.5 (m, 1H), 7.65 (s, 1H), 7.8 (m, 3H), 8.0 (m, 1H), 9.4 (m, 1H).	Method J using, 3-chloro-4- (trifluoromethyl) benzylamine. No HPLC purification was required.

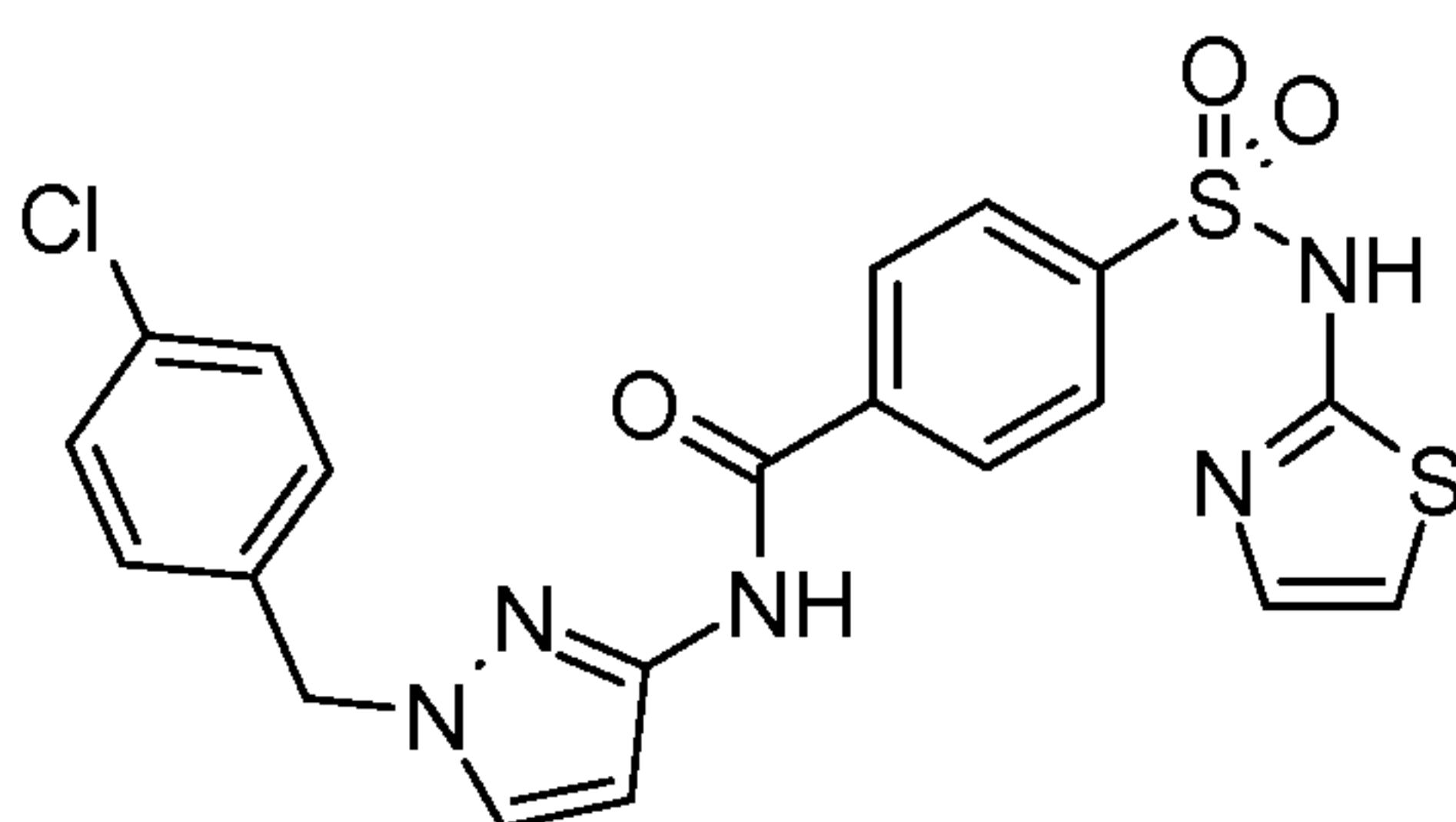
EXAMPLE 307

N-(3-methyl-1-phenyl-1H-pyrazol-5-yl)-4-[(1,3-thiazol-2-ylamino)sulfonyl]benzamide

[0360] The title compound was prepared from **Preparation 99** and 1-phenyl-3-methyl-5-
 5 amino pyrazole following Method J, described for **Example 295**. N,N diisopropylethylamine
 was used as the base and DMF was used as the solvent. The reaction mixture was evaporated
 in vacuo. The residue was dissolved in acetone and the remaining solid removed by filtration.
 The filtrate was evaporated in vacuo and the residue purified by preparative HPLC to yield
 the title compound.

10 [0361] LCMS $R_t = 1.83$ min. MS m/z 440 [MH]⁺.

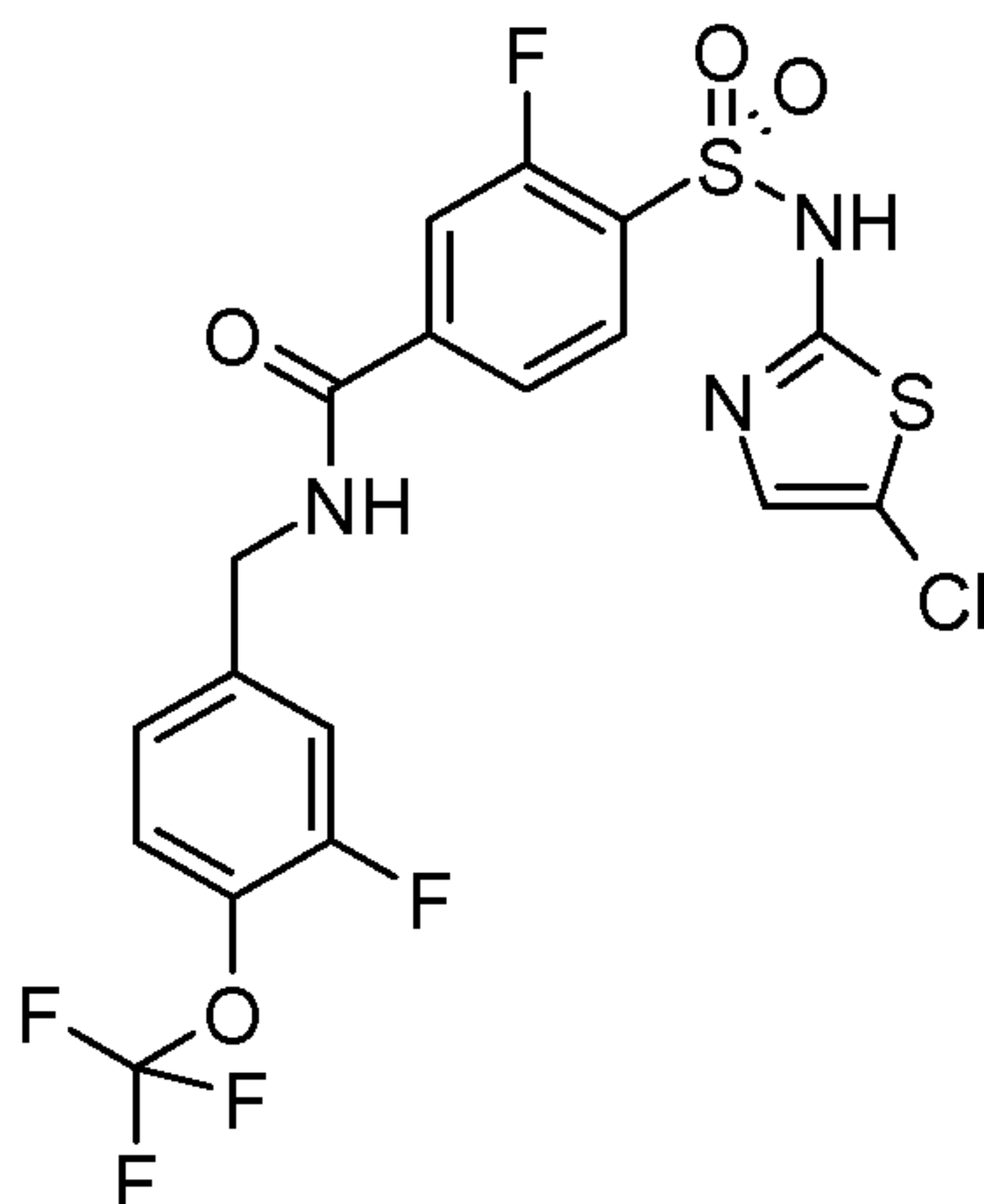
EXAMPLE 308

N-[1-(4-chlorobenzyl)-1H-pyrazol-3-yl]-4-[(1,3-thiazol-2-ylamino)sulfonyl]benzamide

[0362] The title compound was prepared from **Preparation 99** and 1-(4-chlorobenzyl)-1H-
 15 pyrazol-3-amine following Method J, described for **Example 295**. N,N diisopropylethylamine
 was used as the base and DMF was used as the solvent. The reaction mixture was evaporated
 in vacuo. The residue was dissolved in acetone and the remaining solid removed by filtration.
 The filtrate was evaporated in vacuo and the residue purified by preparative HPLC to yield
 the title compound.

20 [0363] LCMS $R_t = 3.05$ min.

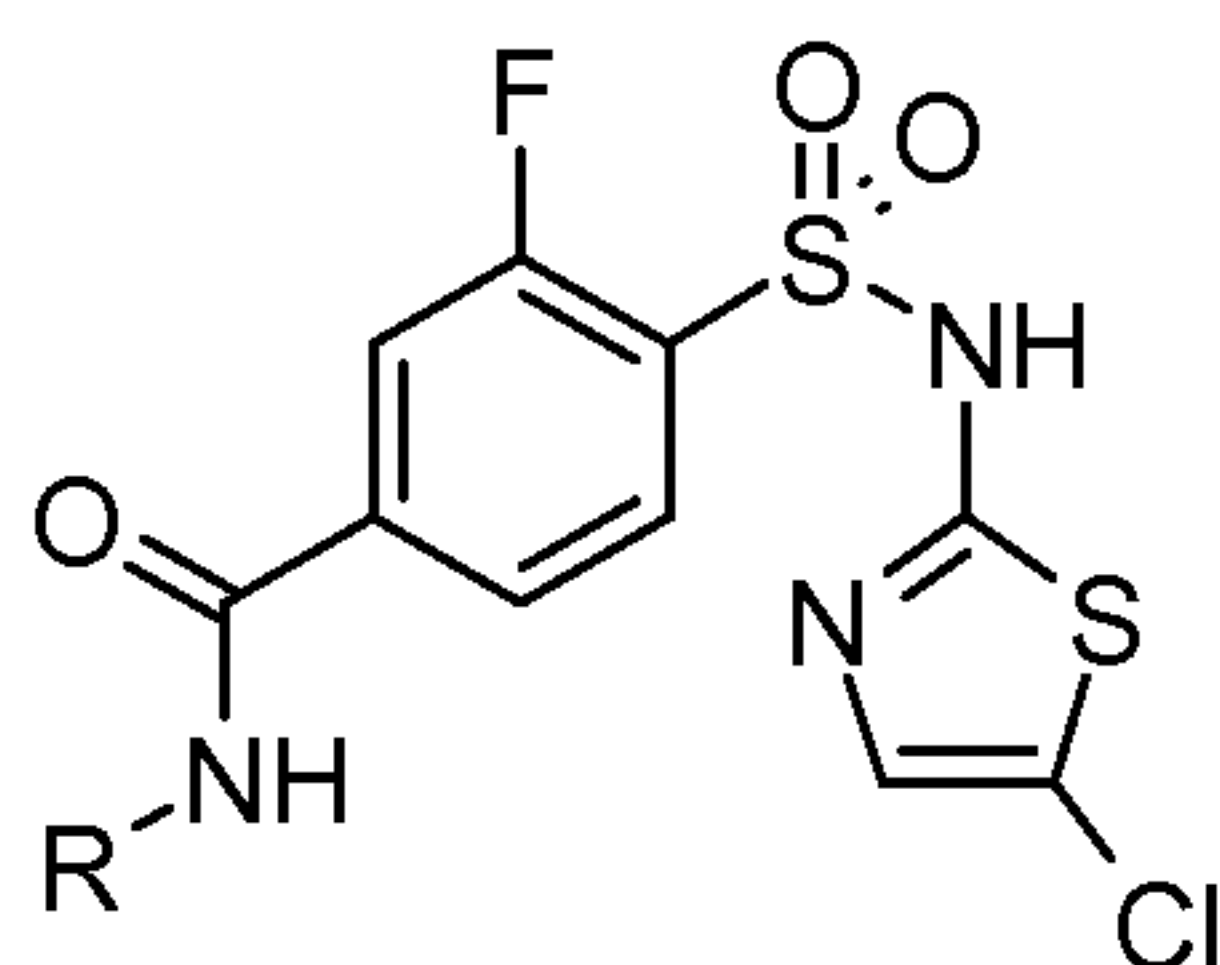
EXAMPLE 309

4-[[5-Chloro-1,3-thiazol-2-yl)amino]sulfonyl]-3-fluoro-N-[3-fluoro-4-(trifluoromethoxy)benzyl]benzamide5 Method K

[0364] 4-[[5-Chloro-1,3-thiazol-2-yl)amino]sulfonyl]-3-fluorobenzoic acid (**Preparation 25**, 200mg, 0.627mmol, 1eq), 3-fluoro-4-(trifluoromethoxy)benzylamine (157mg, 0.752mmol, 1.2eq), Et₃N (190mg, 1.88mmol, 3eq) and 2-(1H-benzotriazol-1-yl)-1,1,1,3-tetramethyluronium tetrafluoroborate (TBTU, 262mg, 0.815mmol, 1.3eq) were
 10 combined in dimethylformamide and the reaction mixture stirred at room temperature for 18 hours. The reaction mixture was extracted from 2M HCl into DCM, dried over sodium sulphate, filtered and evaporated. The crude material was purified by column chromatography eluting with DCM: MeOH (95:5) to yield the title compound (72mg, 0.136mmol, 22%).

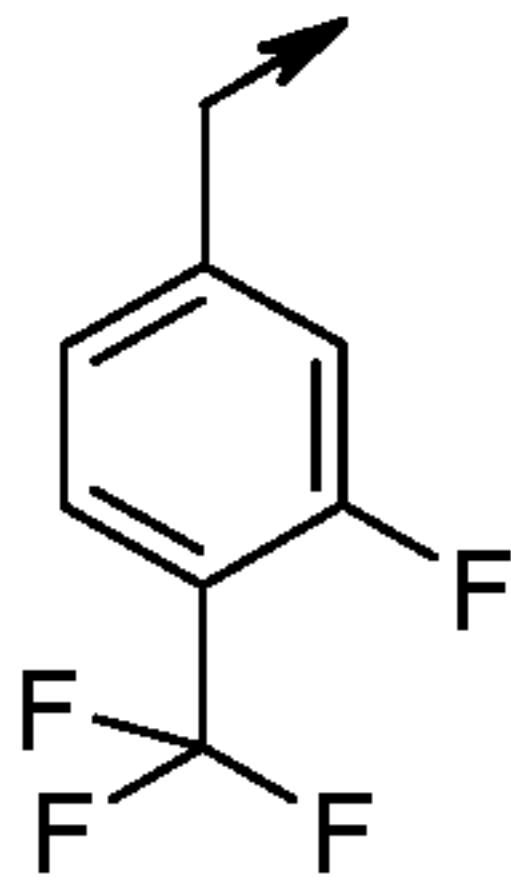
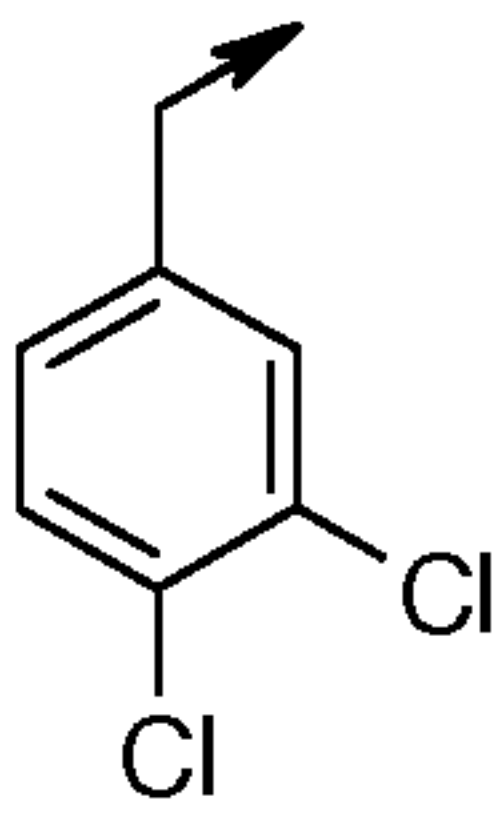
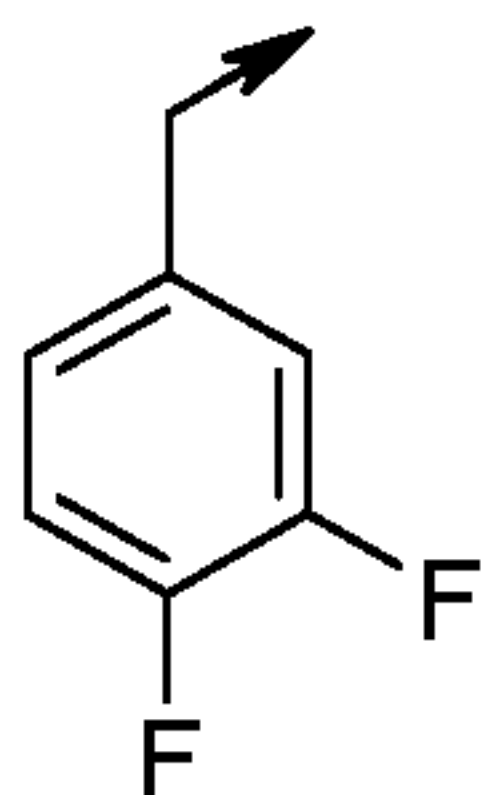
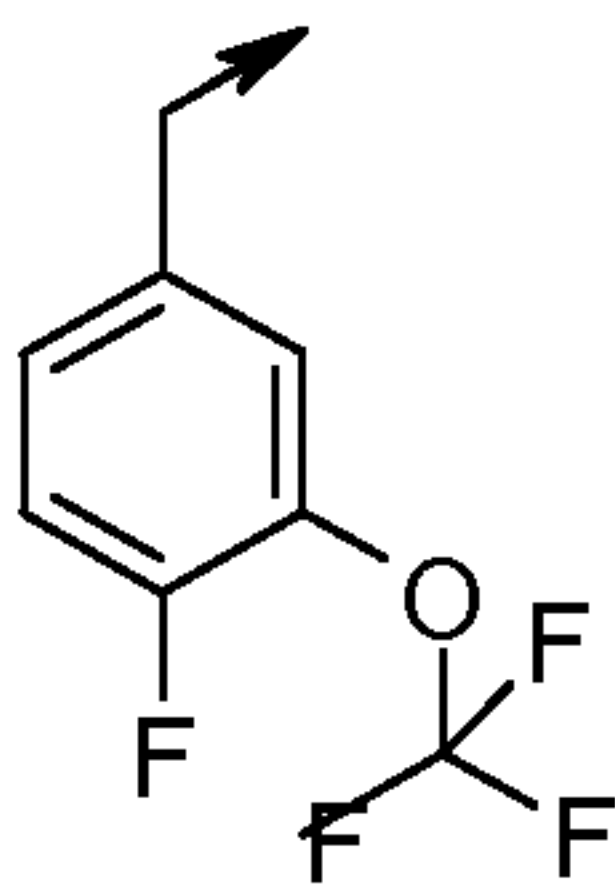
[0365] ¹HNMR (d₆-DMSO): 4.5 (s, 2H), 7.2 (m, 1H), 7.4 (m, 1H), 7.5 (m, 1H), 7.6 (s, 1H),
 15 7.8 (m, 2H), 7.9 (m, 1H), 9.3 (m, 1H). LCMS Rt= 3.22 min. MS m/z 527 [MH]⁺.

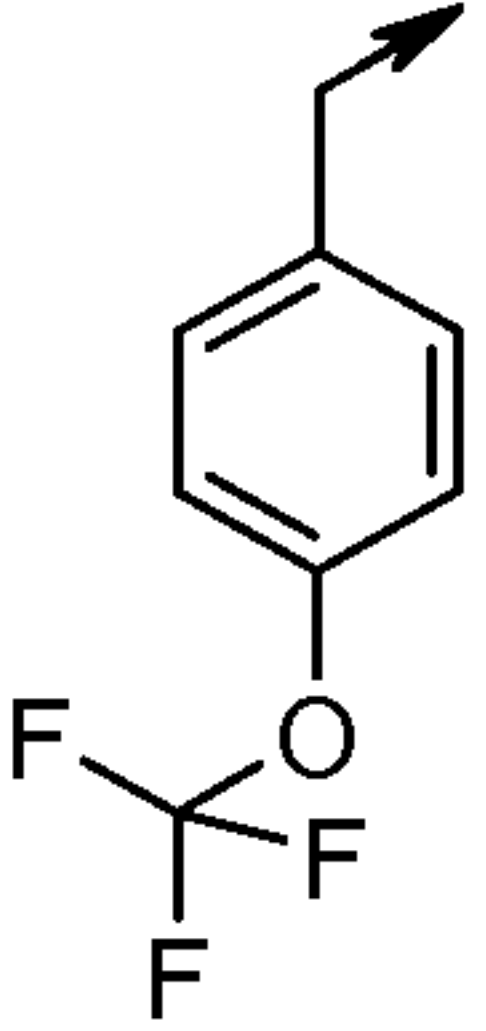
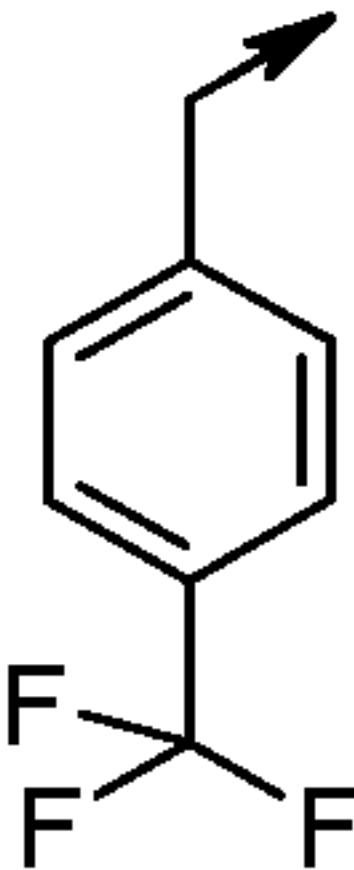
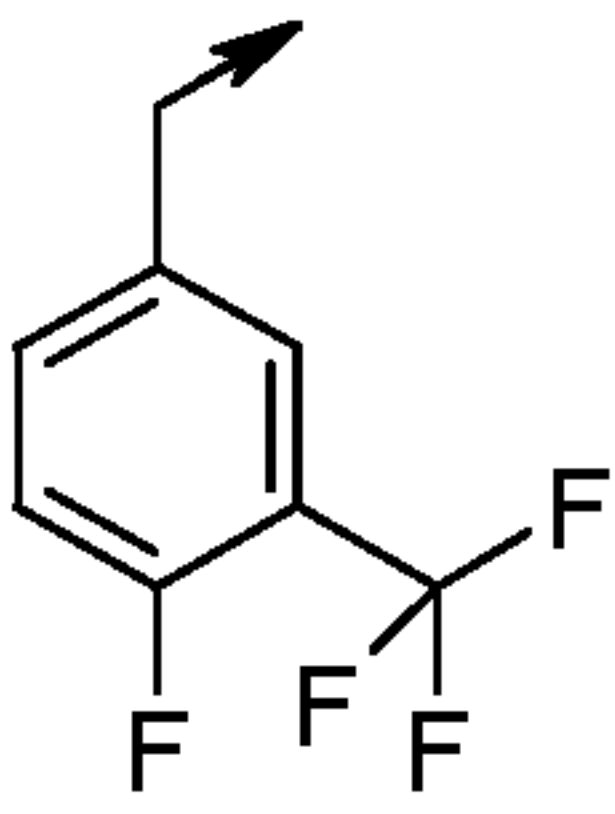
[0366] The following examples of the general formula



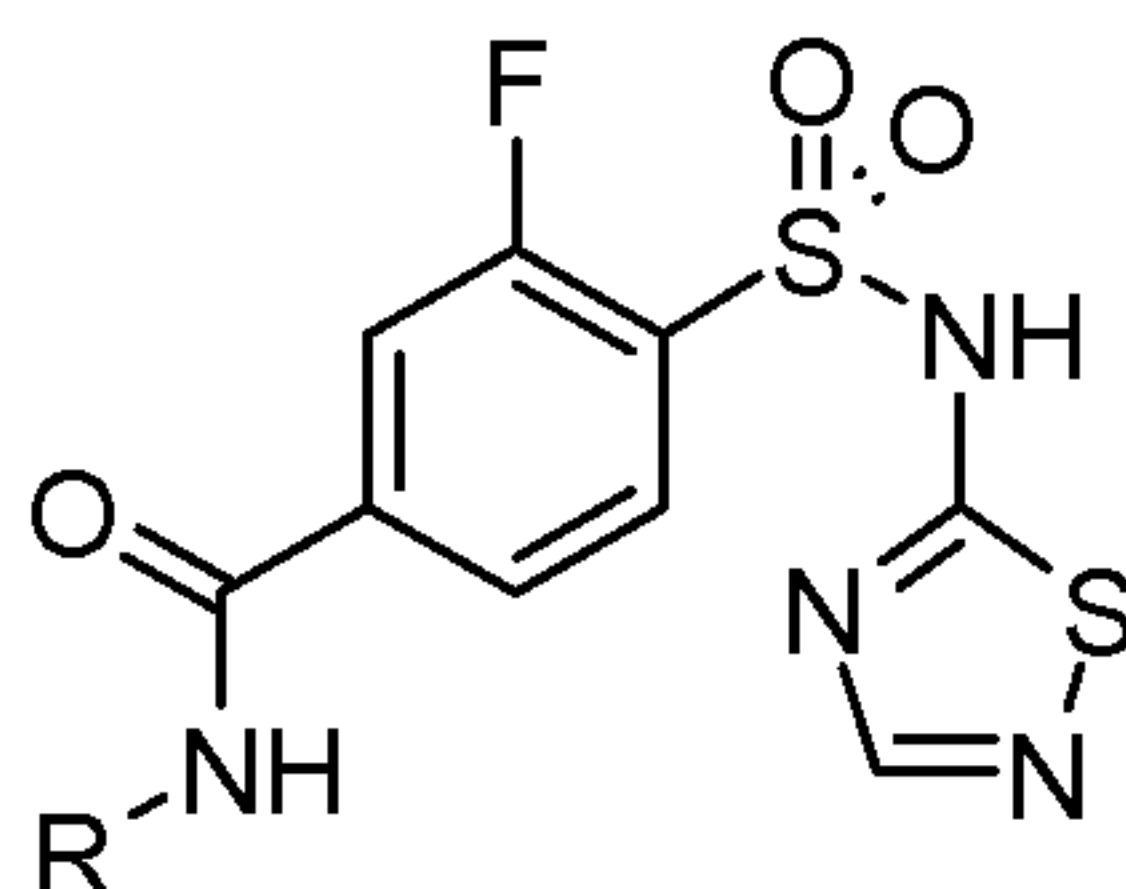
were prepared by Method K described for **Example 309** above. Unless otherwise noted, preparation details are as described for the method referred to.

Table 9

<u>Example</u>	<u>Name</u>	<u>R</u>	<u>Data</u>	<u>Preparation Information</u>
310	4-{[(5-Chloro-1,3-thiazol-2-yl) amino]sulfonyl}-3-fluoro-N-[3-fluoro-4-(trifluoromethyl) benzyl]benzamide		LCMS Rt= 3.17 min MS m/z 511 [MH] ⁺ ¹ HNMR (d ₆ - DMSO): 4.5 (s, 2H), 7.4 (d, 1H), 7.45 (m, 1H), 7.6 (s, 1H), 7.7(m, 1H), 7.8 (m, 2H), 8.0 (m, 1H), 9.4 (m, 1H).	Method K, using 3-Fluoro- (trifluoromethyl) benzylamine.
311	4-{[(5-Chloro-1,3-thiazol-2-yl) amino]sulfonyl}-N-(3,4-dichlorobenzyl)-3-fluorobenzamide		LCMS Rt= 3.50 min MS m/z 493 [MH] ⁺	Method K, using 3,4- dichlorobenzyl amine. Compound was purified by preparative HPLC.
312	4-{[(5-Chloro-1,3-thiazol-2-yl) amino]sulfonyl}-N-(3,4-difluorobenzyl)-3-fluorobenzamide		LCMS Rt= 3.30 min MS m/z 461 [MH] ⁺	Method K, using 3,4- difluorobenzyl amine. Compound was purified by preparative HPLC.
313	4-{[(5-Chloro-1,3-thiazol-2-yl) amino]sulfonyl}-3-fluoro-N-[4-fluoro-3-(trifluoromethoxy) benzyl]benzamide		LCMS Rt= 3.60 min MS m/z 527 [MH] ⁺	Method K, using 4-fluoro-3- (trifluoromethoxy) benzylamine. Compound was purified by

				preparative HPLC.
314	4-{[(5-Chloro-1,3-thiazol-2-yl)amino]sulfonyl}-3-fluoro-N-[4-(trifluoromethoxy)benzyl]benzamide		LCMS Rt= 3.50 min MS m/z 509 [MH] ⁺	Method K, using 4-(trifluoromethoxy) benzylamine. Compound was purified by preparative HPLC.
315	4-{[(5-Chloro-1,3-thiazol-2-yl)amino]sulfonyl}-3-fluoro-N-[4-(trifluoromethyl)benzyl]benzamide		LCMS Rt= 3.45 min MS m/z 493 [MH] ⁺	Method K, using 4-(trifluoromethyl) benzylamine. Compound was purified by preparative HPLC.
316	4-{[(5-Chloro-1,3-thiazol-2-yl)amino]sulfonyl}-3-fluoro-N-[4-fluoro-3-(trifluoromethyl)benzyl]benzamide		LCMS Rt= 3.44 min MS m/z 511 [MH] ⁺	Method K, using 4-fluoro-3-(trifluoromethyl) benzylamine. Compound was purified by preparative HPLC.

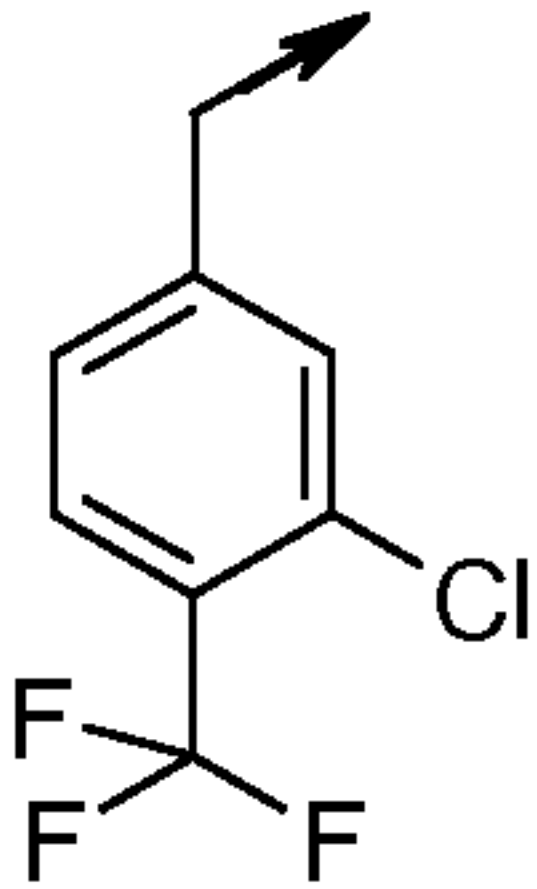
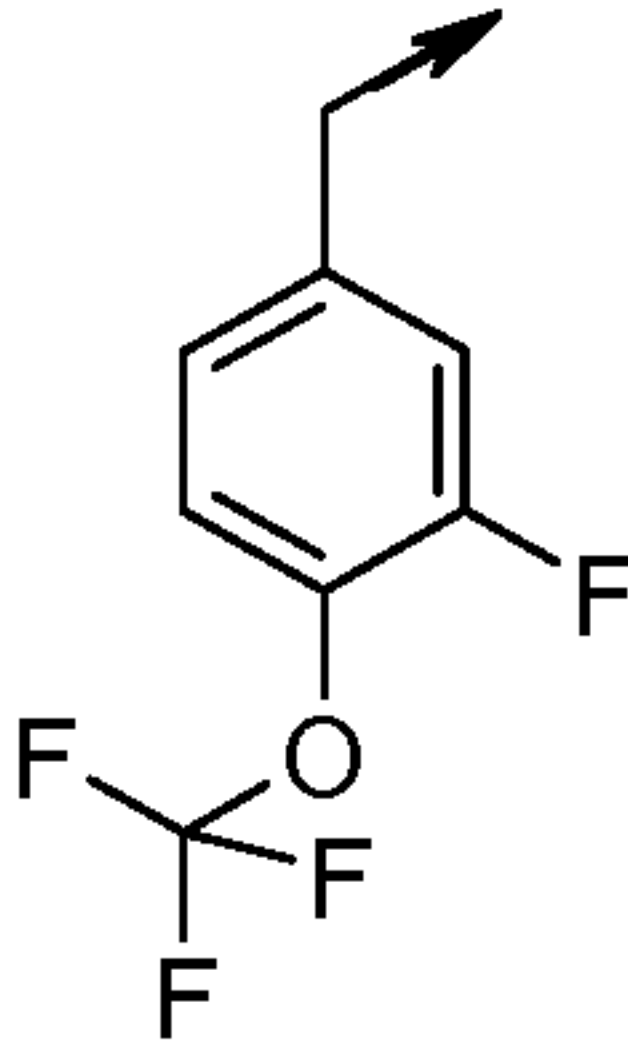
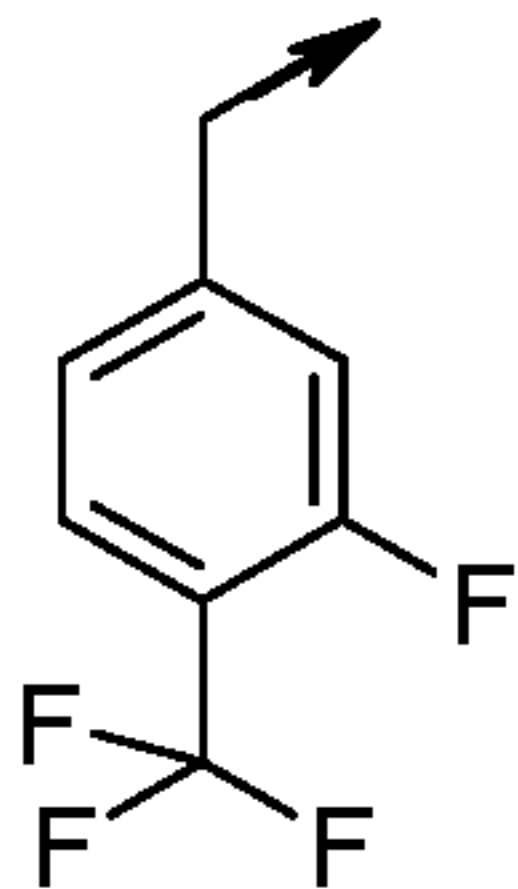
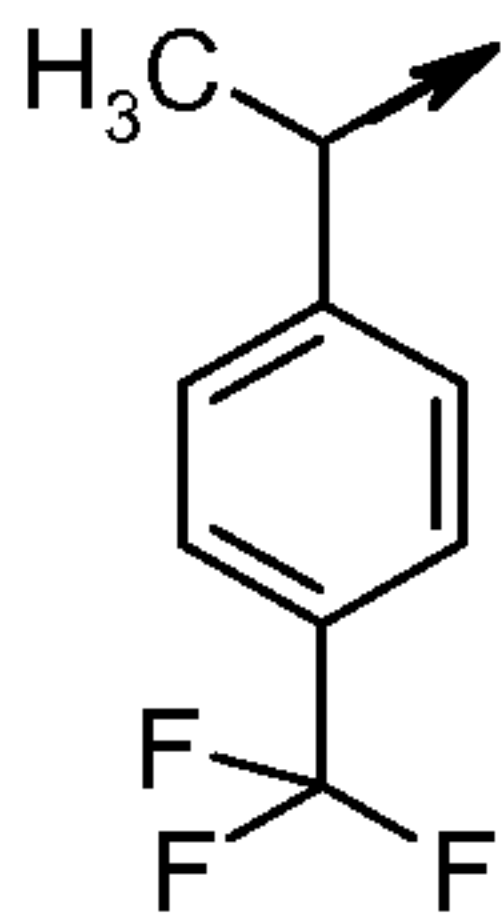
[0367] The following examples of the general formula



were prepared from 3-fluoro-4-[(1,2,4-thiadiazol-5-ylamino)sulfonyl]benzoic acid

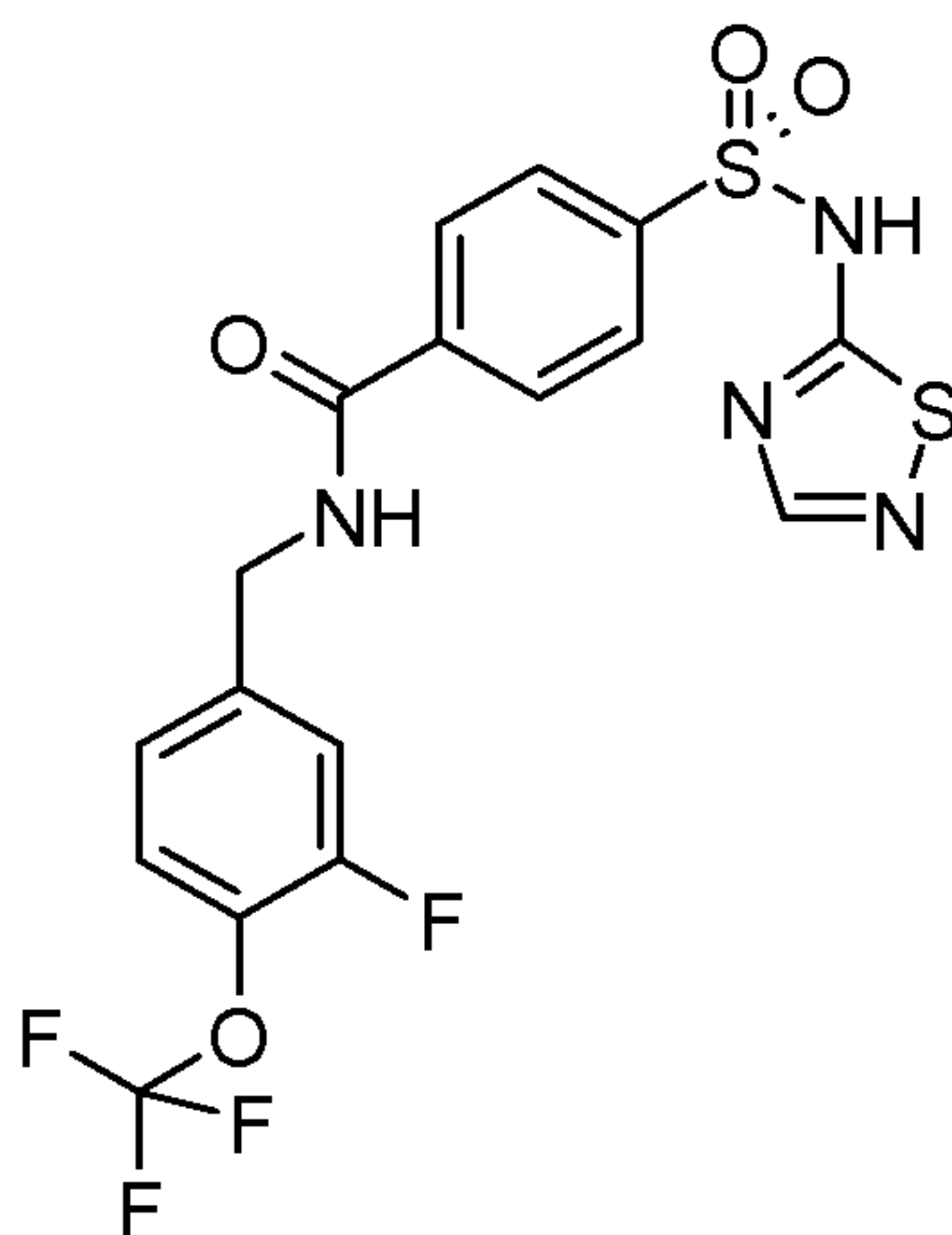
- 5 (Preparation 27) by Method K described for Example 309 above. Unless otherwise noted, preparation details are as described for the method referred to.

Table 10

<u>Example</u>	<u>Name</u>	<u>R</u>	<u>Data</u>	<u>Preparation Information</u>
317	N-[3-chloro-4-(trifluoromethyl)benzyl]-3-fluoro-4-[(1,2,4-thiadiazol-5-yl amino)sulfonyl]benzamide		LCMS Rt= 3.14-3.19 min MS m/z 495 [MH] ⁺ ¹ HNMR (d ₆ -DMSO): 4.5 (s, 2H), 7.45 (m, 1H), 7.6 (s, 1H), 7.8 (m, 3H), 8.0 (m, 1H), 8.5 (s, 1H), 9.4 (m, 1H).	Method K, using 3-chloro-(trifluoromethyl) benzylamine. The reaction mixture was stirred at room temperature for 1 hour and the compound purified by trituration with DCM.
318	3-Fluoro-N-[3-fluoro-4-(trifluoromethoxy)benzyl]-4-[(1,2,4-thiadiazol-5-yl amino)sulfonyl]benzamide		LCMS Rt= 2.38 min MS m/z 495 [MH] ⁺	Method K, using 3-fluoro-4-(trifluoromethoxy) benzylamine. Compound was purified by preparative HPLC.
319	3-Fluoro-N-[3-fluoro-4-(trifluoromethyl)benzyl]-4-[(1,2,4-thiadiazol-5-yl amino)sulfonyl]benzamide		LCMS Rt= 2.22 min MS m/z 479 [MH] ⁺	Method K, using 3-fluoro-4-(trifluoromethyl) benzylamine. Compound was purified by preparative HPLC.
320	3-Fluoro-4-[(1,2,4-thiadiazol-5-yl amino)sulfonyl]-N-{1-[4-(trifluoromethyl)phenyl] ethyl} benzamide		LCMS Rt= 2.29 min MS m/z 475 [MH] ⁺	Method K, using 4-(trifluoromethyl) benzylamine. Compound was purified by preparative

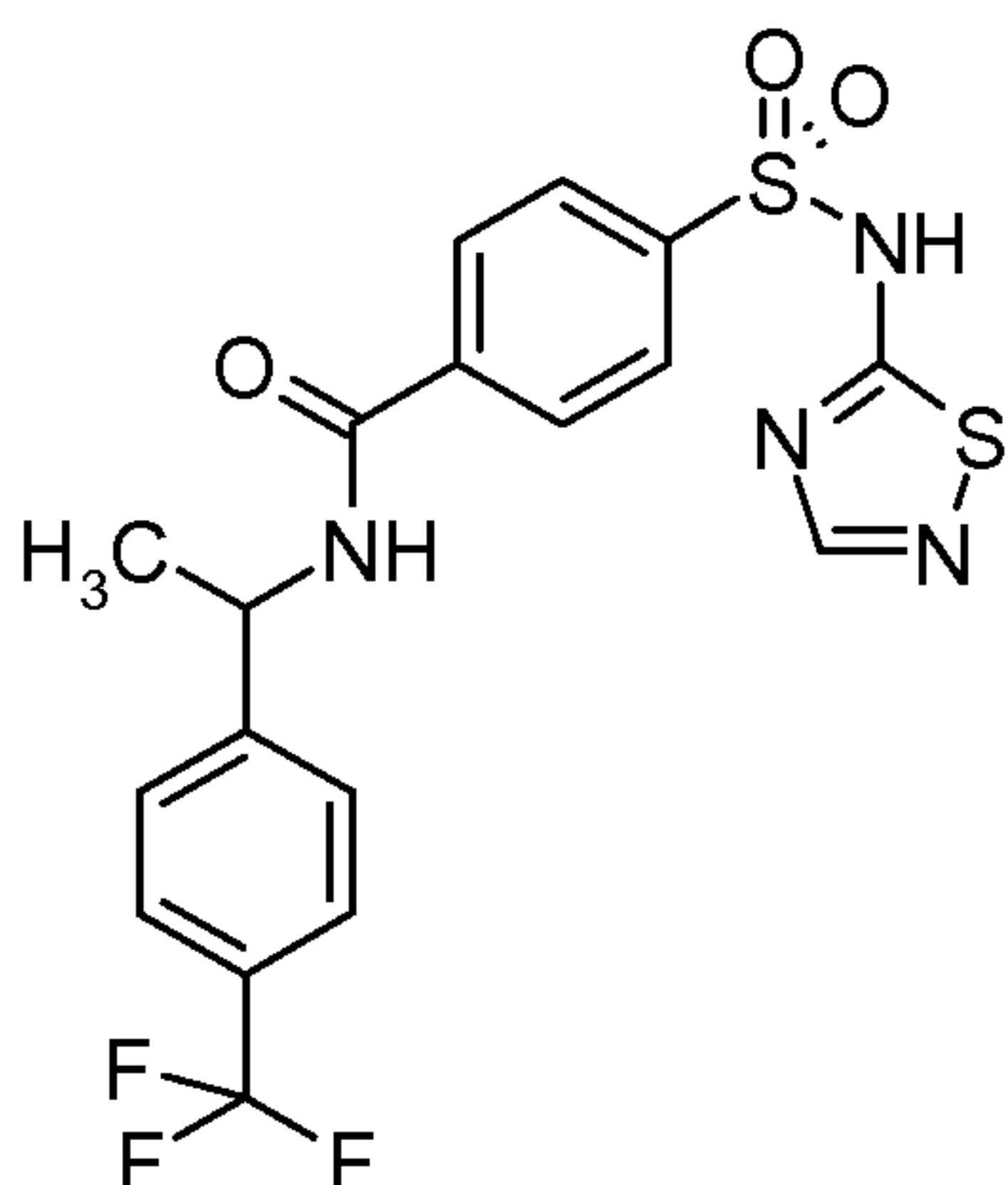
				HPLC.
--	--	--	--	-------

EXAMPLE 321

N-[3-fluoro-4-(trifluoromethoxy)benzyl]-4-[(1,2,4-thiadiazol-5-ylamino)sulfonyl]benzamide

- 5 [0368] The title compound was prepared from 4-[(1,2,4-thiadiazol-5-ylamino)sulfonyl]benzoic acid (**Preparation 29**) and 3-fluoro-4-(trifluoromethoxy)benzylamine following the procedure described in **Example 309**. The reaction mixture was extracted from saturated sodium hydrogen carbonate into DCM and the crude product purified by preparative HPLC.
- 10 [0369] LCMS $R_t = 2.31$ min. MS m/z 477 [MH]⁺.

EXAMPLE 322

4-[(1,2,4-Thiadiazol-5-ylamino)sulfonyl]-N-[1-[4-(trifluoromethyl)phenyl]ethyl]benzamide

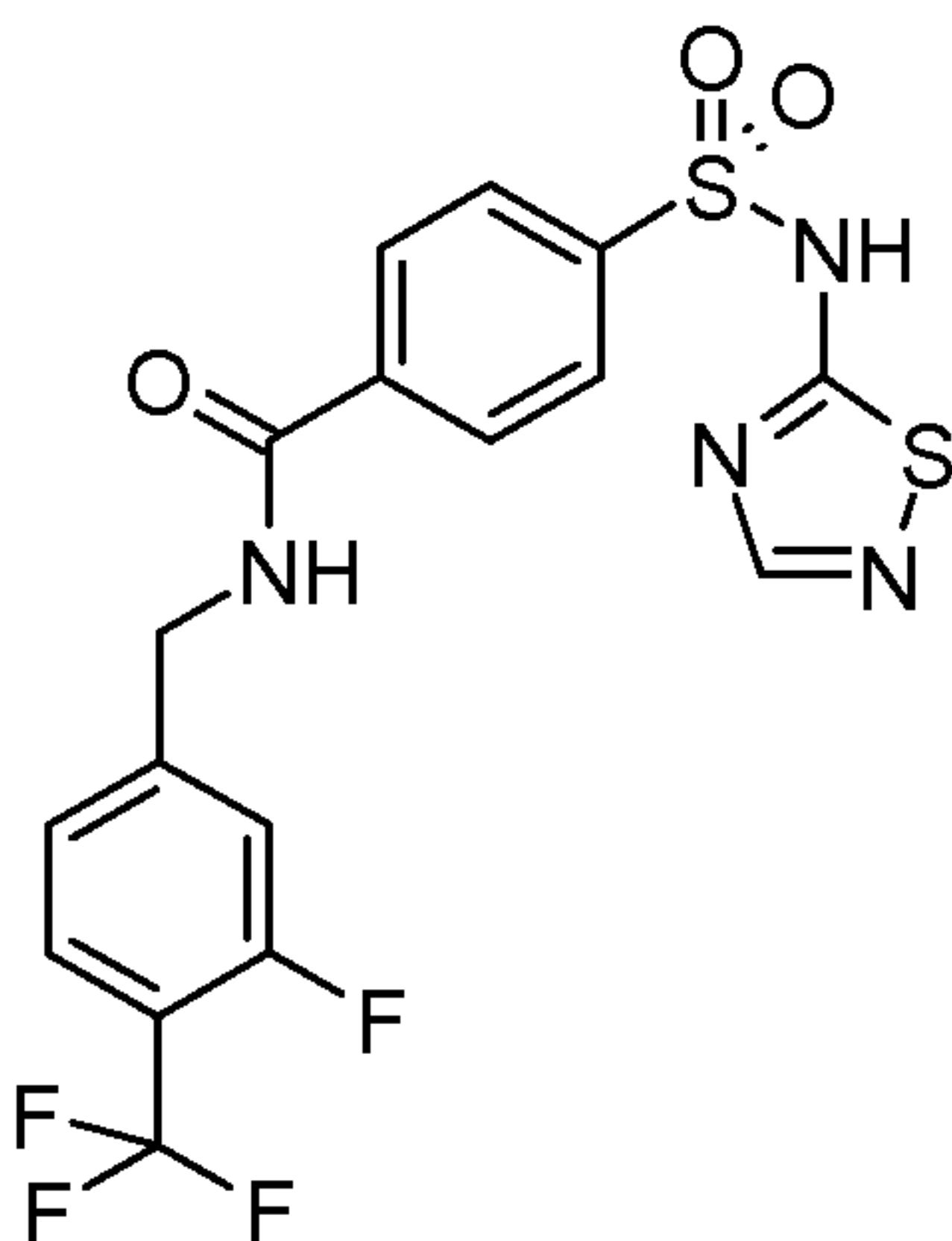
- [0370] The title compound was prepared from 4-[(1,2,4-thiadiazol-5-ylamino)sulfonyl]benzoic acid (**Preparation 29**) and 1-[4-(trifluoromethyl)phenyl]ethanamine following the procedure described in **Example 309**. The reaction mixture was extracted from
- 15

saturated sodium hydrogen carbonate into DCM and the crude product purified by preparative HPLC.

[0371] LCMS R_t = 2.36 min. MS m/z 457 [MH]⁺.

EXAMPLE 323

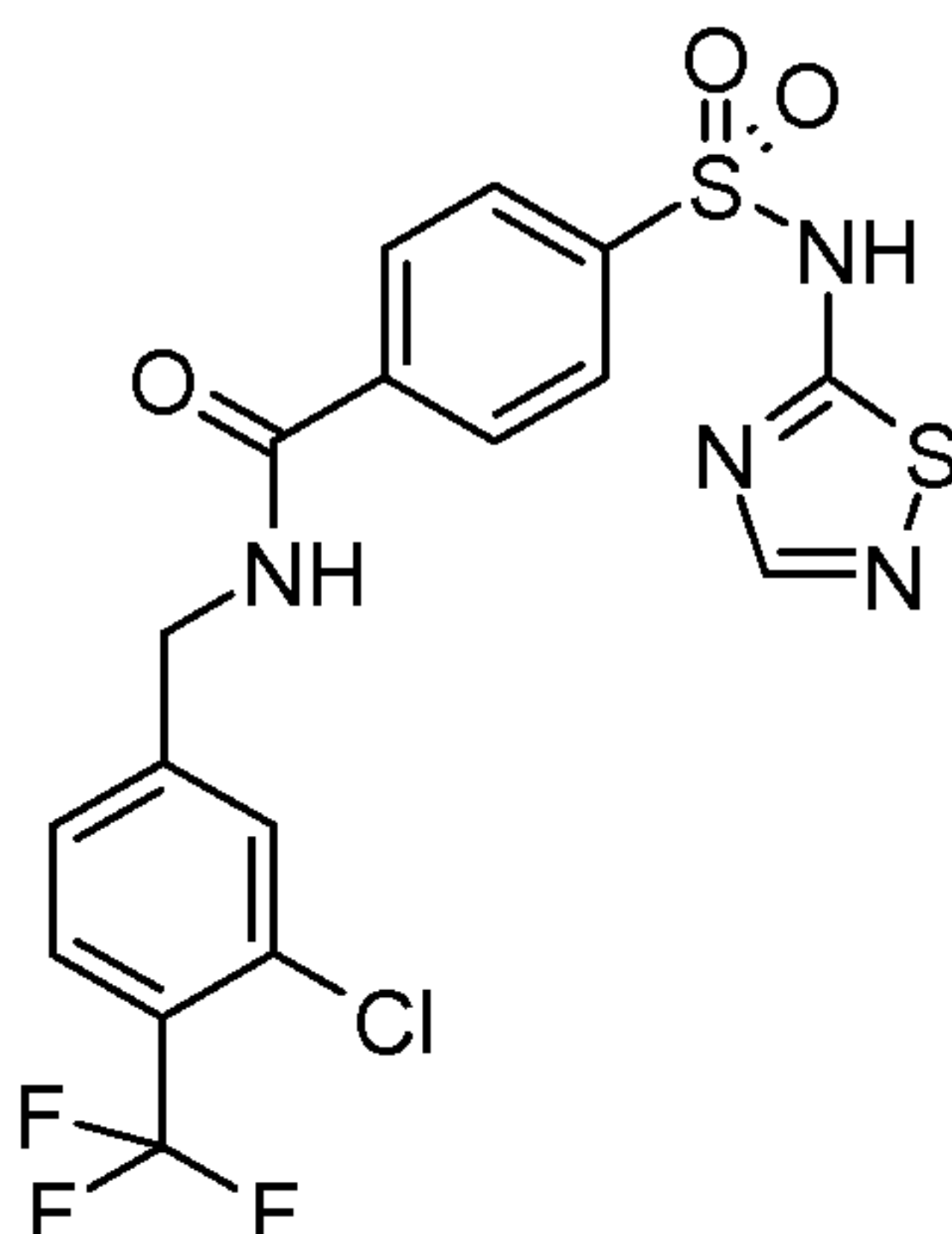
5 *N*-[3-fluoro-4-(trifluoromethyl)benzyl]-4-[(1,2,4-thiadiazol-5-ylamino)sulfonyl]benzamide



[0372] The title compound was prepared from 4-[(1,2,4-thiadiazol-5-ylamino)sulfonyl]benzoic acid (**Preparation 29**) and 3-fluoro-4-(trifluoromethyl)benzylamine following the procedure described in **Example 309**. The reaction mixture was extracted from saturated sodium hydrogen carbonate into DCM and the crude product purified by preparative HPLC.

[0373] LCMS R_t = 3.44 min. MS m/z 461 [MH]⁺.

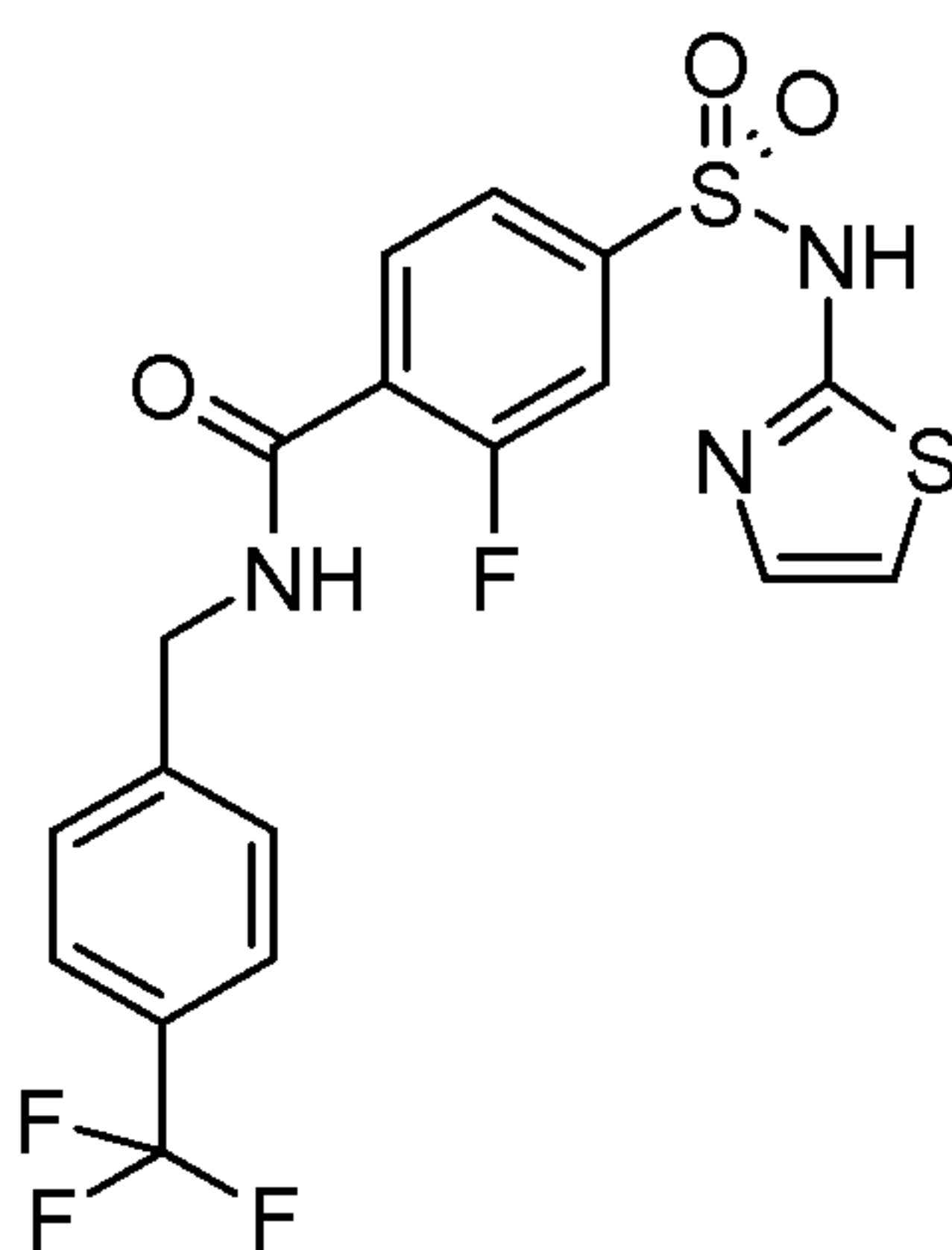
EXAMPLE 324

N-[3-chloro-4-(trifluoromethyl)benzyl]-4-[(1,2,4-thiadiazol-5-ylamino)sulfonyl]benzamide

[0374] The title compound was prepared from 4-({[3-chloro-4-(trifluoromethyl)benzyl]amino} carbonyl)benzenesulfonyl chloride (**Preparation 30**) and 5-amino-1,2,4-thiadiazole in 16% yield following the Method H described for **Example 6**.

[0375] ¹HNMR (d₆-DMSO): 4.55 (d, 2H), 7.45 (d, 1H), 7.65 (s, 1H), 7.80 (d, 1H), 7.90 (d, 2H), 8.00 (d, 2H), 8.45 (s, 1H), 9.30 (t, 1H). LCMS Rt= 1.75 min. MS m/z 476-478 [M-H]-.

EXAMPLE 325

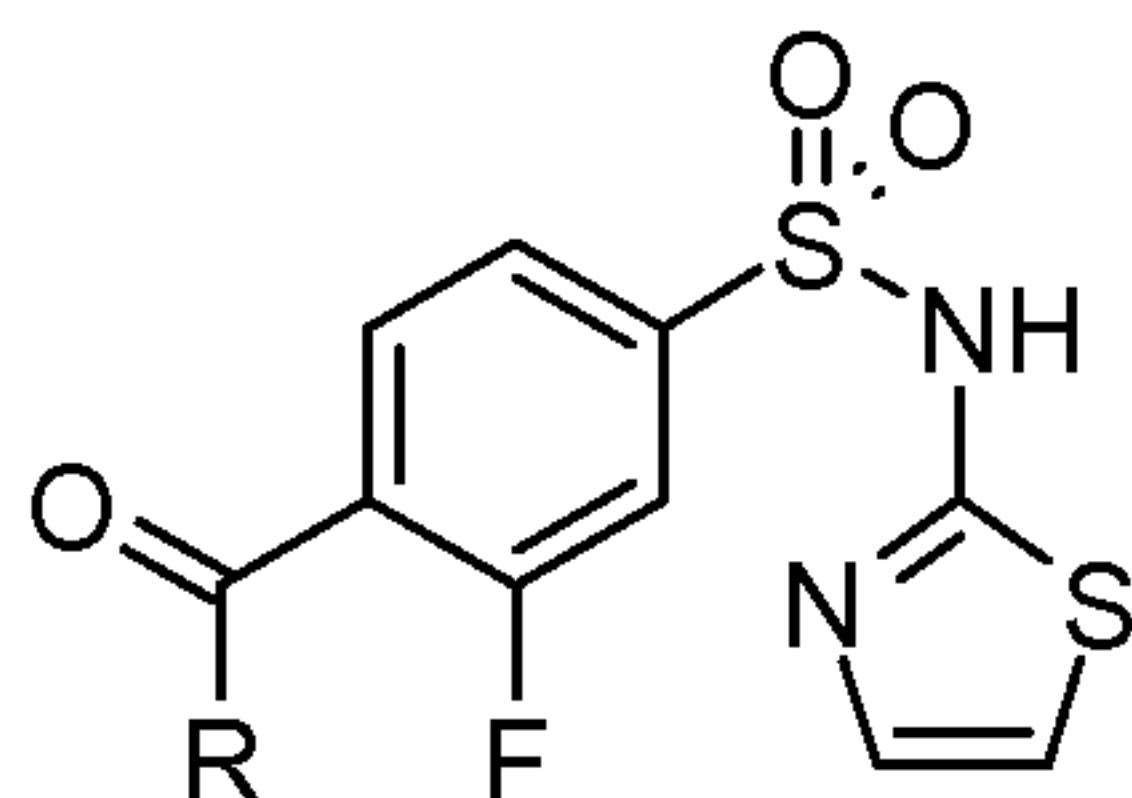
10 *2-Fluoro-4-[(1,3-thiazol-2-ylamino)sulfonyl]-N-[4-(trifluoromethyl)benzyl]benzamide*Method L

[0376] To a solution of 2-fluoro-4-[(1,3-thiazol-2-ylamino)sulfonyl]benzoic acid (**Preparation 15**, 50mg, 0.165mmol, 1eq) and Et₃N (0.035ml, 0.248mmol, 1.5eq) in THF (0.5ml) at 0°C was added 1-(3-dimethylaminopropyl)-3-ethylcarbodiimide hydrochloride (EDCI HCl, 41mg, 0.215mmol, 1.3eq) and the reaction mixture stirred at 0°C for 10 minutes then at room temperature for a further 1 hour. The reaction mixture was cooled to 0°C, 4-trifluoromethylbenzylamine (0.031ml, 0.215mmol, 1.3eq) and 1-hydroxybenzotriazole hydrate

(HOBt, 33.5mg, 0.248mmol, 1.5eq) were added and the reaction mixture stirred at room temperature overnight. The reaction mixture was extracted from 1M HCl into DCM, washed with brine, dried over magnesium sulphate, filtered and evaporated in vacuo. The residue was purified by preparative HPLC to yield the title compound.

5 [0377] LCMS Rt= 2.39 min. MS m/z 460 [MH]⁺.

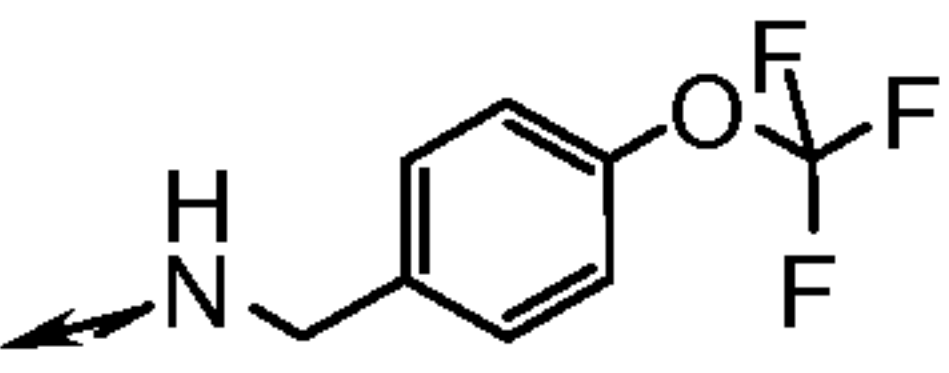
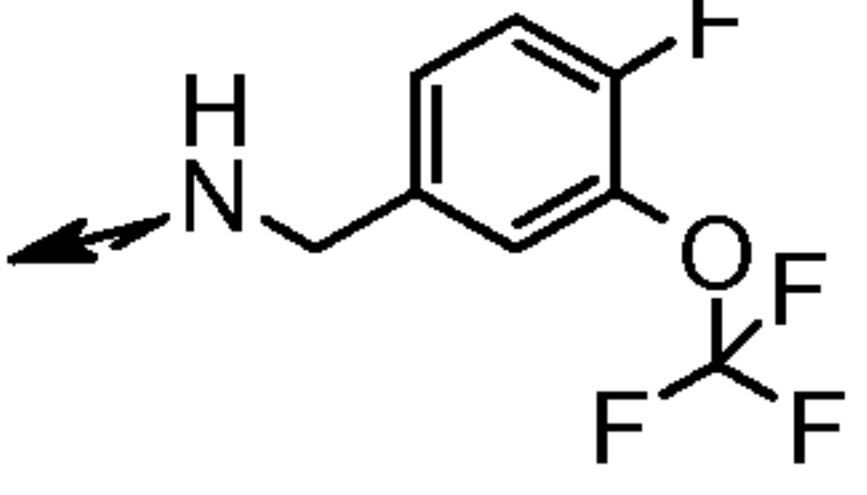
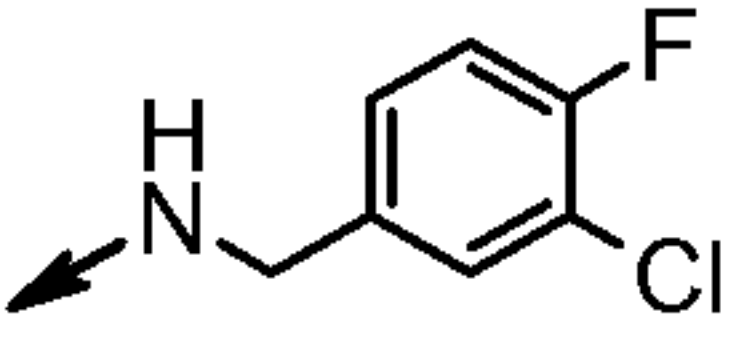
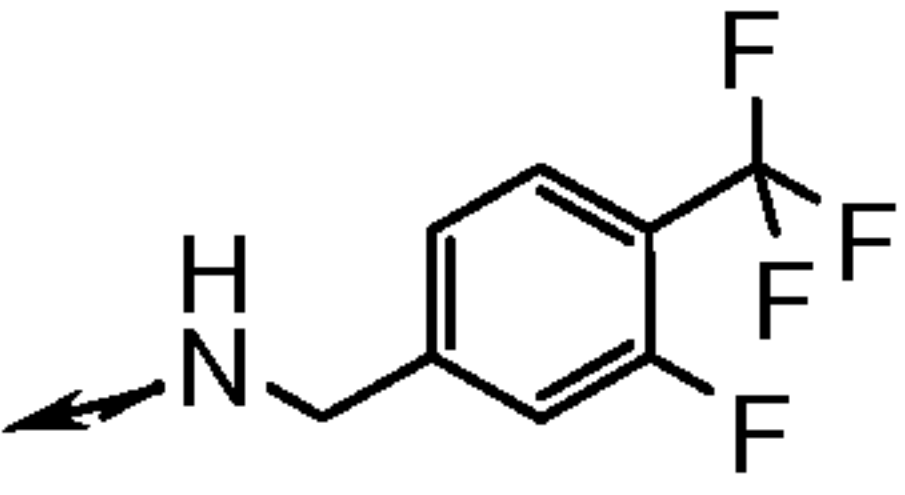
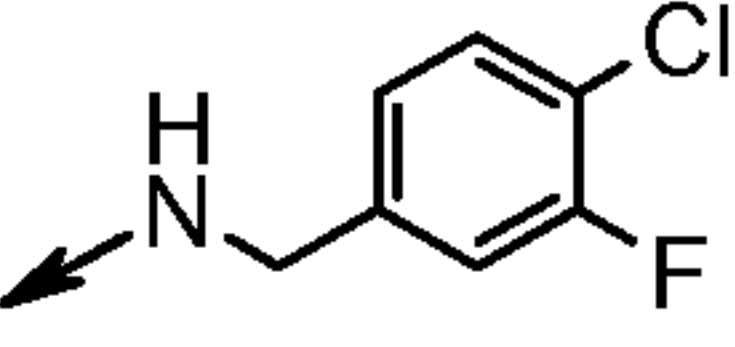
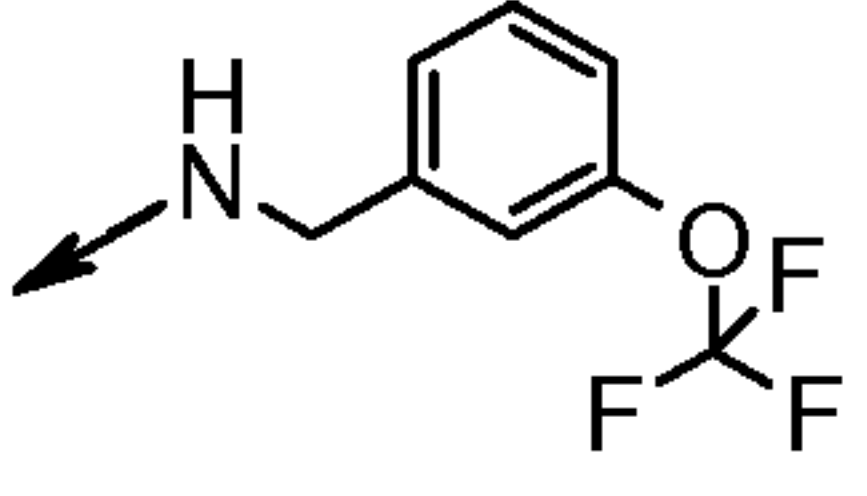
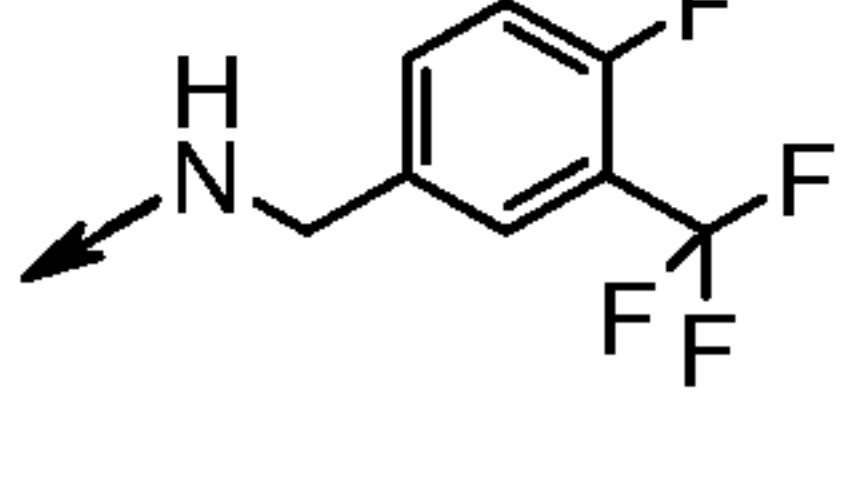
[0378] The following examples of the general formula



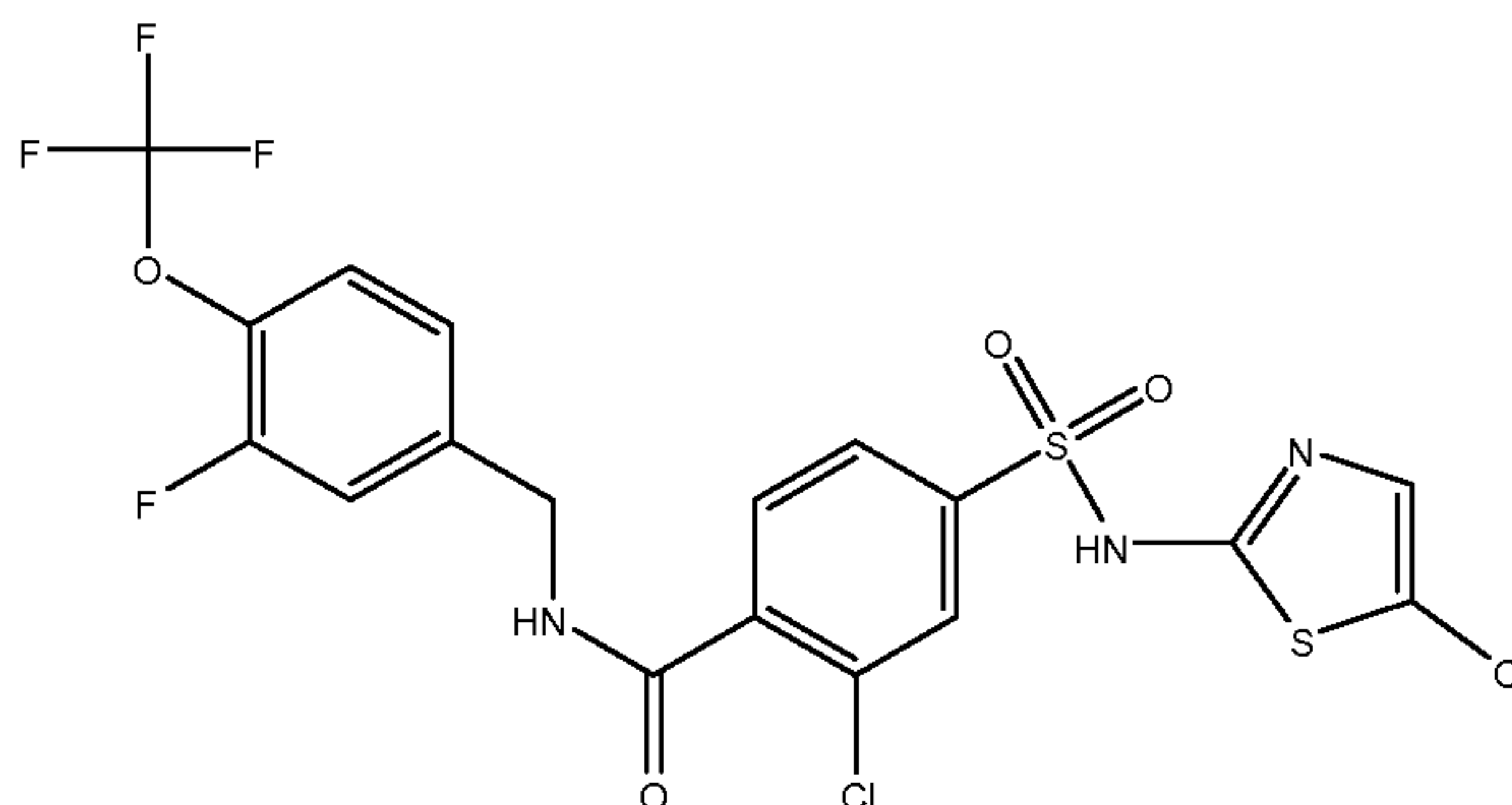
were prepared by Method L as described for **Example 325** above. Unless otherwise noted, preparation details are as described for the method referred to.

10 **Table 11**

<u>Example</u>	<u>Name</u>	<u>R</u>	<u>Data</u>	<u>Preparation Information</u>
326	N-(3,4-dichlorobenzyl)-2-fluoro-4-[(1,3-thiazol-2-ylamino)sulfonyl] benzamide		LCMS Rt= 1.47 min MS m/z 460 [MH] ⁺	Method L using 3,4-dichlorobenzylamine.
327	2-Fluoro-4-[(1,3-thiazol-2-ylamino)sulfonyl]-N-[3-(trifluoromethyl) benzyl]benzamide		LCMS Rt= 1.45 min MS m/z 460 [MH] ⁺	Method L using 3-(trifluoromethyl) benzylamine.
328	2-Fluoro-N-[3-fluoro-4-(trifluoromethoxy)benzyl]-4-[(1,3-thiazol-2-ylamino)sulfonyl] benzamide		LCMS Rt= 1.50 min MS m/z 494 [MH] ⁺	Method L using 3-fluoro-4-(trifluoromethoxy)benzylamine.
329	N-(3,4-difluorobenzyl)-2-fluoro-4-[(1,3-thiazol-2-ylamino)sulfonyl] benzamide		LCMS Rt= 1.37 min MS m/z 428 [MH] ⁺	Method L using 3,4-difluoro benzylamine.

330	2-Fluoro-4-[(1,3-thiazol-2-ylamino)sulfonyl]-N-[4-(trifluoromethoxy)benzyl]benzamide		LCMS Rt= 1.47 min MS m/z 476 [MH] ⁺	Method L using 4- (trifluoromethoxy) benzylamine.
331	2-Fluoro-N-[4-fluoro-3-(trifluoromethoxy)benzyl]-4-[(1,3-thiazol-2-ylamino)sulfonyl]benzamide		LCMS Rt= 1.48 min MS m/z 494 [MH] ⁺	Method L using 3- (trifluoromethoxy)-4- fluorobenzylamine.
332	N-(3-chloro-4-fluorobenzyl)-2-fluoro-4-[(1,3-thiazol-2-ylamino)sulfonyl]benzamide		LCMS Rt= 1.41 min MS m/z 444 [MH] ⁺	Method L using 3-chloro-4- fluorobenzylamine.
333	2-Fluoro-N-[3-fluoro-4-(trifluoromethyl)benzyl]-4-[(1,3-thiazol-2-ylamino)sulfonyl]benzamide		LCMS Rt= 1.46 min MS m/z 478 [MH] ⁺	Method L using 3-fluoro-4- (trifluoromethyl) benzylamine.
334	N-(4-chloro-3-fluorobenzyl)-2-fluoro-4-[(1,3-thiazol-2-ylamino)sulfonyl]benzamide		LCMS Rt= 1.42 min MS m/z 444 [MH] ⁺	Method L using 3-fluoro-4- chlorobenzylamine.
335	2-Fluoro-4-[(1,3-thiazol-2-ylamino)sulfonyl]-N-[3-(trifluoromethoxy)benzyl]benzamide		LCMS Rt=1.46 min MS m/z 476 [MH] ⁺	Method L using 3- (trifluoromethoxy) benzylamine.
336	2-Fluoro-N-[4-fluoro-3-(trifluoromethyl)benzyl]-4-[(1,3-thiazol-2-ylamino)sulfonyl]benzamide		LCMS Rt= 1.45 min MS m/z 478 [MH] ⁺	Method L using 3- (trifluoromethyl) -4- fluorobenzylamine.

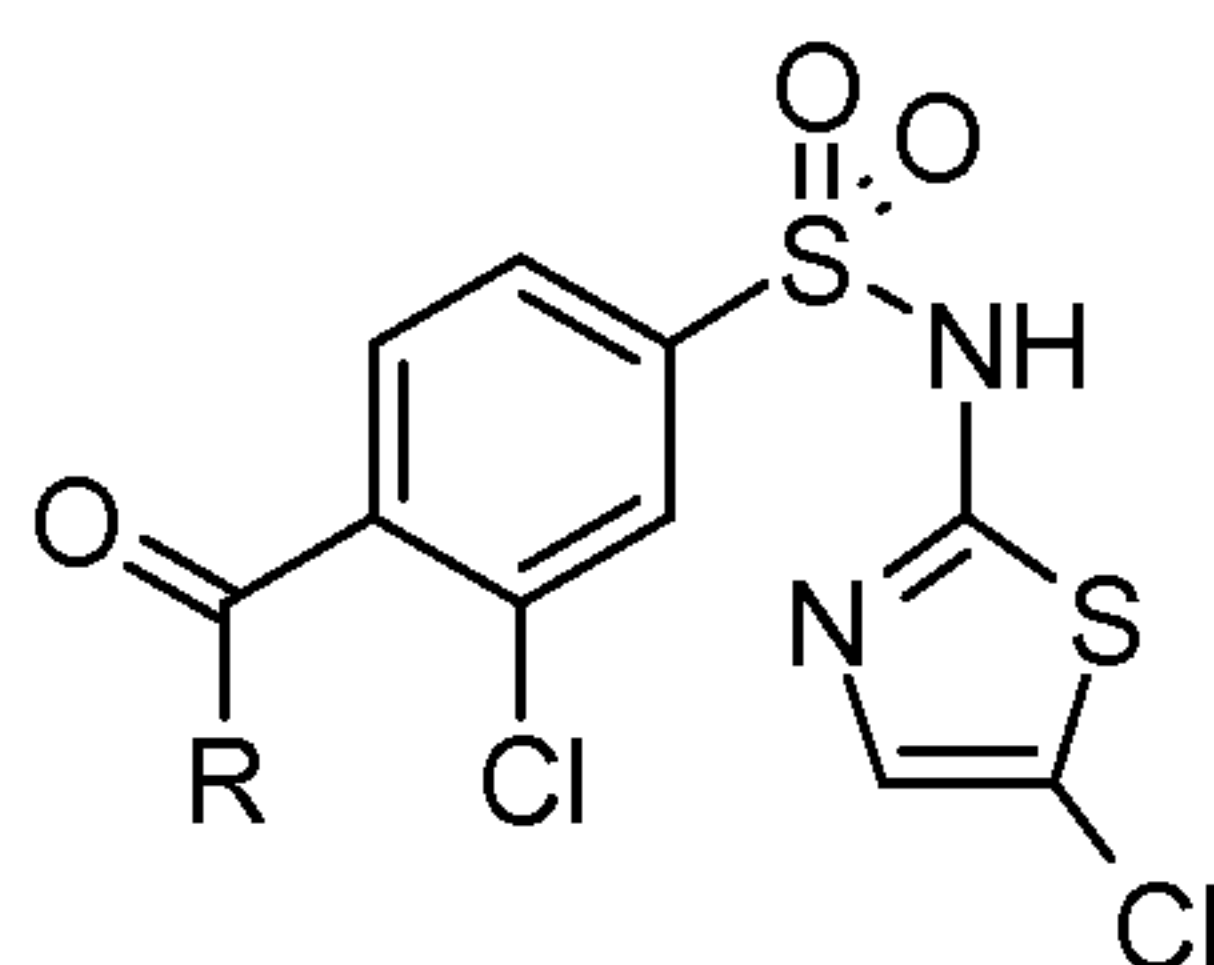
EXAMPLE 337

2-Chloro-4-{[(5-chloro-1,3-thiazol-2-yl)amino]sulfonyl}-N-[3-fluoro-4-(trifluoromethoxy)benzyl]benzamide5 **Method M**

[0379] 2-Chloro-4-{[(5-chloro-1,3-thiazol-2-yl)amino]sulfonyl} benzoic acid (**Preparation 37**, 78mg, 0.221mmol, 1eq), Et₃N (58mg, 0.57mmol, 2.6eq) 3-fluoro-4-(trifluoromethoxy)benzylamine (55mg, 0.263mmol, 1.119eq) were combined in dimethylformamide (3ml), 2-(1H-benzotriazol-1-yl)-1,1,1,3-tetramethyluronium tetrafluoroborate (TBTU, 93mg, 0.29mmol, 1.31eq) was added and the reaction mixture stirred at room temperature for 1 hour. The reaction mixture was diluted with ethyl acetate (10ml), washed with water (10ml), sat sodium hydrogen carbonate (10ml), dried over sodium sulphate, filtered and evaporated in vacuo. The crude material was purified by column chromatography eluting with 0-100% DCM:MeOH:AcOH (95:5:0.5). The obtained compound was further trituated in DCM and filtered to yield the title compound (50.1mg, 0.092mmol, 42%).

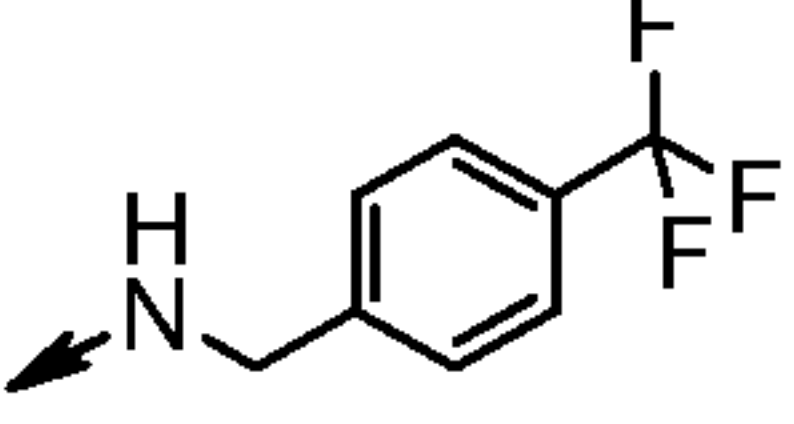
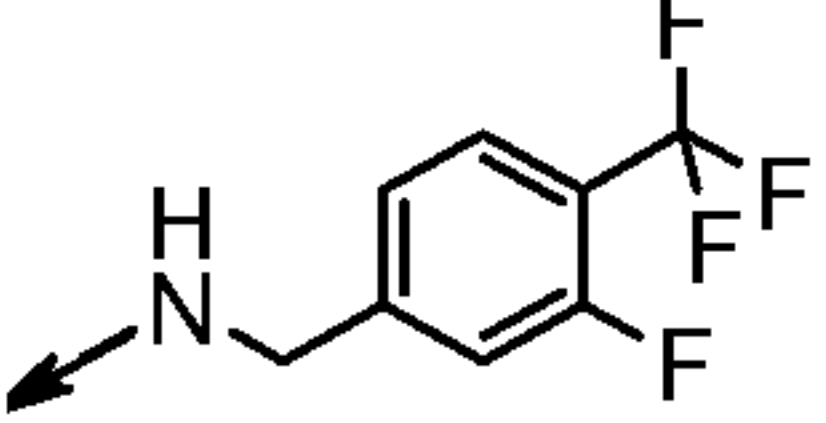
[0380] ¹HNMR (d₆-DMSO): 4.50 (d, 2 H), 7.30 (d, 1 H), 7.45 (d, 1 H), 7.55 (m, 2 H), 7.65 (d, 1 H), 7.80 (d, 1 H), 9.20 (t, 1 H). LCMS Rt= 3.28 min. MS m/z 544-545 [MH]⁺.

[0381] The following examples of the general formula:

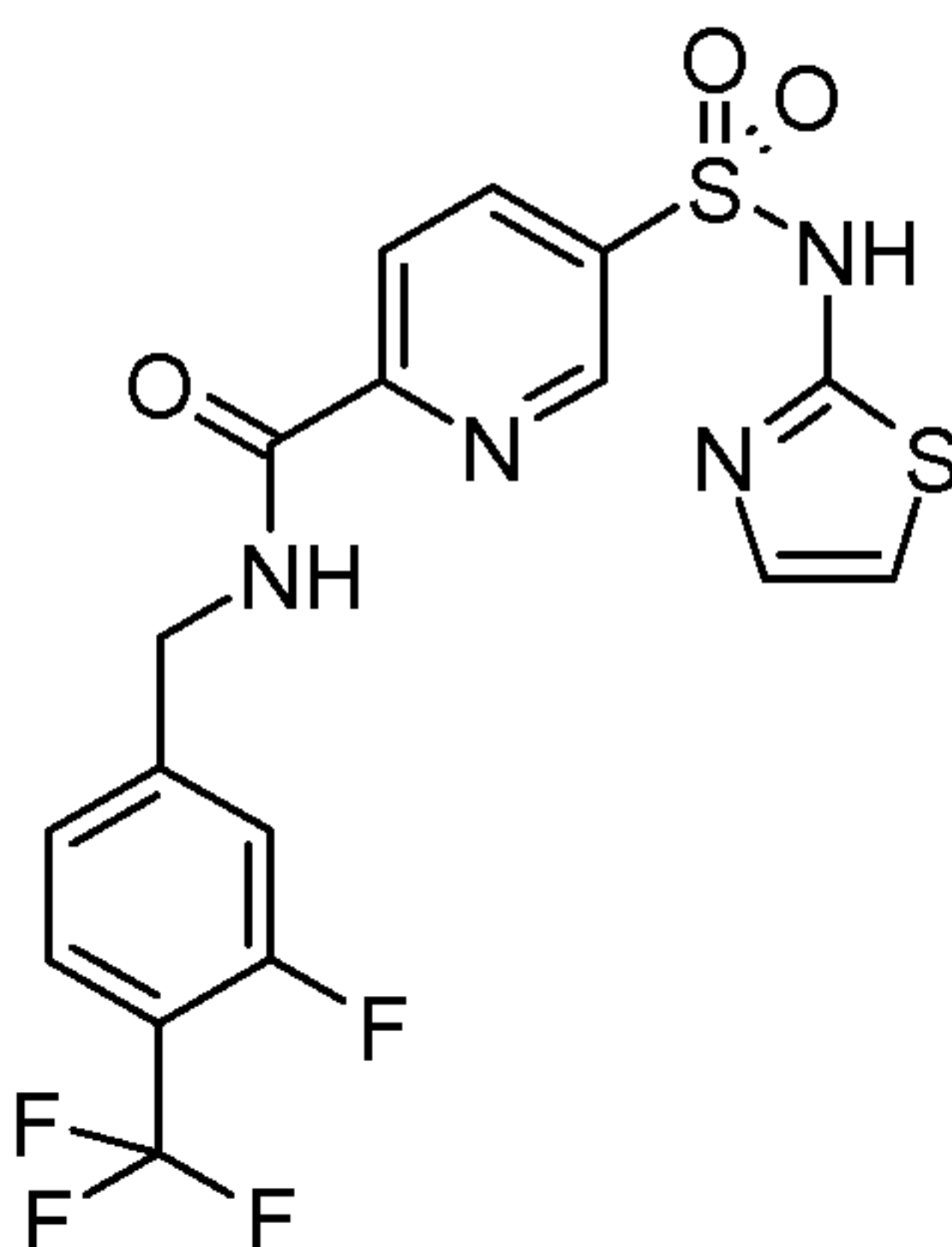


20 were prepared by Method M as described for **Example 337** above. Unless otherwise noted, preparation details are as described for the method referred to.

Table 12

Example	Name	R	Data	Preparation Information
338	2-Chloro-4- {[(5-chloro-1,3-thiazol-2-yl) amino]sulfonyl} -N-[4-(trifluoromethyl)benzyl] benzamide		LCMS Rt= 3.19 min MS m/z 510-512 [MH] ⁺ ¹ HNMR (d ₆ -DMSO): 4.55 (d, 2 H), 7.55 (m, 3 H), 7.65 (d, 1 H), 7.70 (2s, 2 H), 7.80 (d, 2 H), 9.20 (t, 1 H)	Method M using 4-(trifluoromethyl) benzylamine.
339	2-Chloro-4- {[(5-chloro-1,3-thiazol-2-yl) amino]sulfonyl} -N-[3-fluoro-4-(trifluoromethyl) benzyl]benzamide		LCMS Rt= 1.62 min (2 min) ¹ HNMR (d ₆ -DMSO): 4.55 (d, 2 H), 7.40 (d, 1 H), 7.45 (d, 1 H), 7.55 (s, 1 H), 7.70 (d, 1 H), 7.75-7.85 (m, 3 H), 9.20 (t, 1 H)	Method M using 3-fluoro-4-(trifluoromethyl) benzylamine.

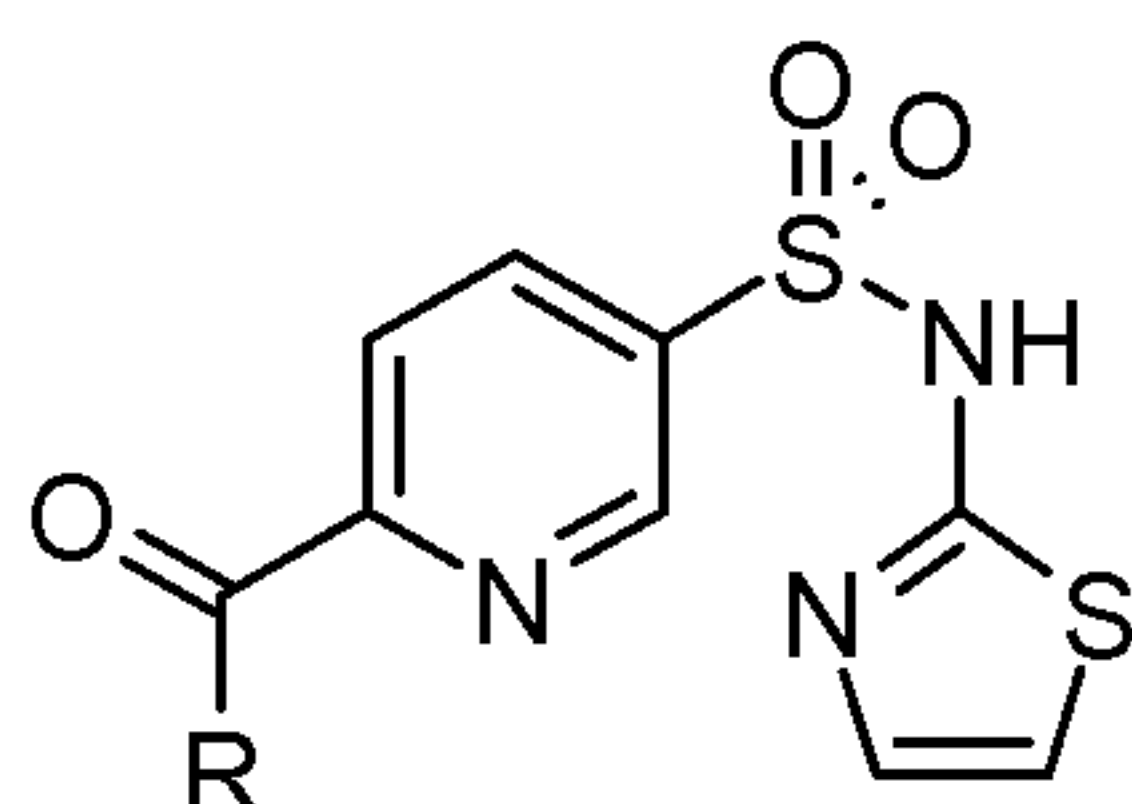
EXAMPLE 340

N-[3-fluoro-4-(trifluoromethyl)benzyl]-5-[(1,3-thiazol-2-ylamino)sulfonyl]pyridine-2-carboxamide5 **Method N**

[0382] 5-{[(2,4-Dimethoxybenzyl)(1,3-thiazol-2-yl)amino]sulfonyl}pyridine-2-carboxylic acid (**Preparation 17**, 75mg, 0.173mmol, 1eq), 3-fluoro-4-(trifluoromethyl)benzylamine (44mg, 0.228mmol, 1.32eq) and Et₃N (36mg, 0.36mmol, 2.1eq) were combined in dimethylformamide (3ml), 2-(1H-benzotriazol-1-yl)-1,1,1,3-tetramethyluronium tetrafluoroborate (TBTU, 68mg, 0.212mmol) was added and the reaction mixture stirred at room temperature for 2 hours. The reaction mixture was diluted with ethyl acetate (10ml), washed with water (10ml), saturated sodium hydrogen carbonate (10ml), dried over sodium sulphate, filtered and evaporated in vacuo. The residue was dissolved in TFA (2ml) and DCM (2ml) and the reaction mixture stirred at room temperature for 2 hours. The solvent was evaporated and the material redissolved in ethyl acetate (10ml), washed with water (10ml), saturated sodium hydrogen carbonate, dried over sodium sulphate, filtered and evaporated in vacuo. The crude material was purified by preparative HPLC to yield the title compound.

[0383] LCMS Rt= 3.25-3.29 min. MS m/z 461 [MH]⁺.

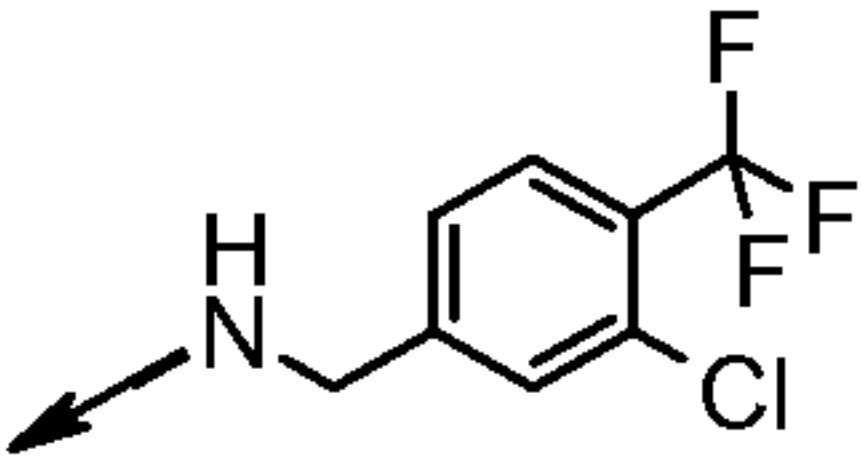
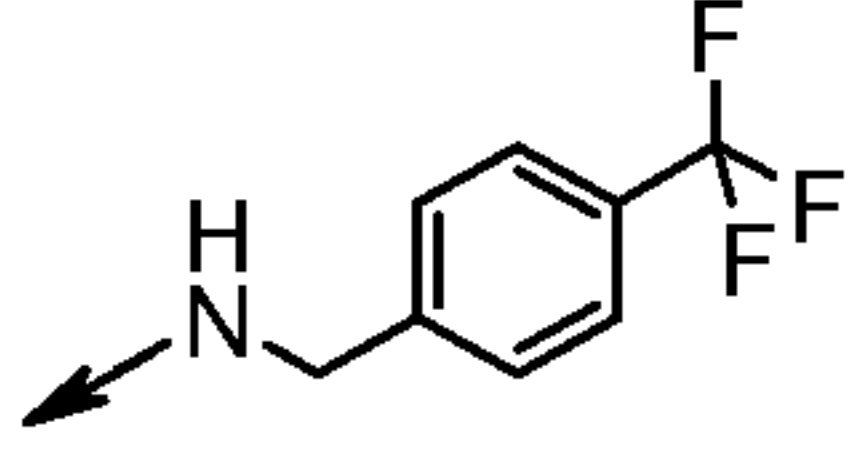
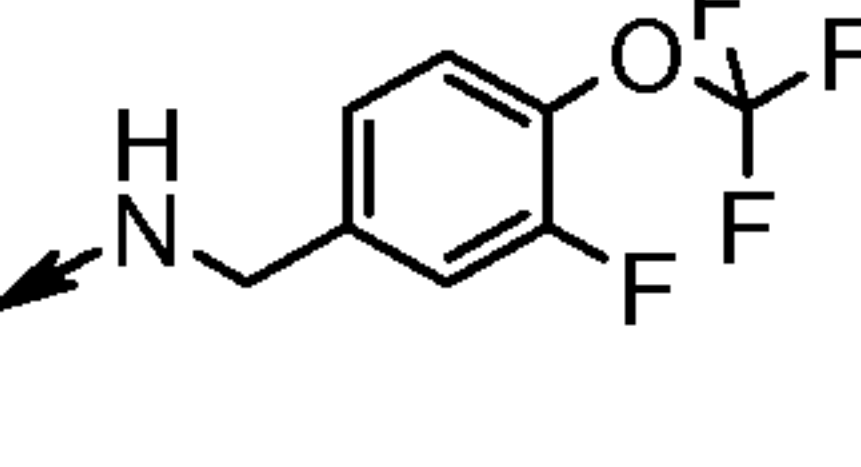
[0384] The following examples of the general formula

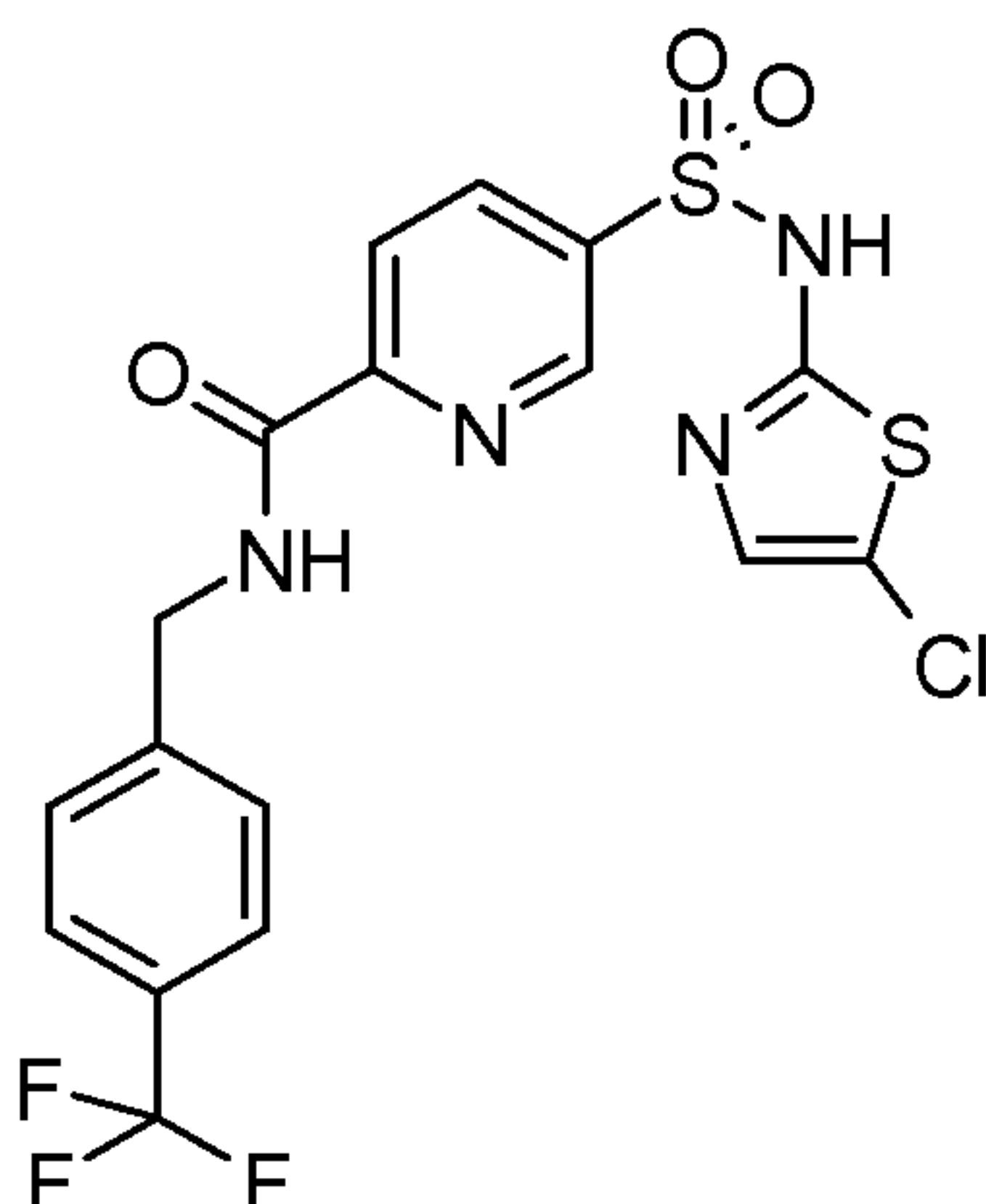


20

were prepared by Method N as described for **Example 340** above. Unless otherwise noted, preparation details are as described for the method referred to.

Table 13

<u>Example</u>	<u>Name</u>	<u>R</u>	<u>Data</u>	<u>Preparation Information</u>
341	N-[3-chloro-4-(trifluoromethyl)benzyl]-5-[(1,3-thiazol-2-ylamino)sulfonyl]pyridine-2-carboxamide		LCMS Rt= 3.24-3.32 min MS m/z 476 [MH] ⁺	Method N using 3-chloro-4-(trifluoromethyl)benzylamine.
342	5-[(1,3-Thiazol-2-ylamino)sulfonyl]-N-[4-(trifluoromethyl)benzyl]pyridine-2-carboxamide		LCMS Rt= 3.15-3.22 min MS m/z 443 [MH] ⁺	Method N using 4-(trifluoromethyl)benzylamine.
343	N-[3-fluoro-4-(trifluoromethoxy)benzyl]-5-[(1,3-thiazol-2-ylamino)sulfonyl]pyridine-2-carboxamide		LCMS Rt= 3.23-3.32 min MS m/z 477 [MH] ⁺	Method N using 3-fluoro-4-(trifluoromethoxy)benzylamine. THF used as the reaction solvent and the reaction mixture was heated at 50°C for 18 hours.

EXAMPLE 3445 **5-}[(5-Chloro-1,3-thiazol-2-yl)amino]sulfonyl}-N-[4-(trifluoromethyl)benzyl]pyridine-2-carboxamide****Method O**

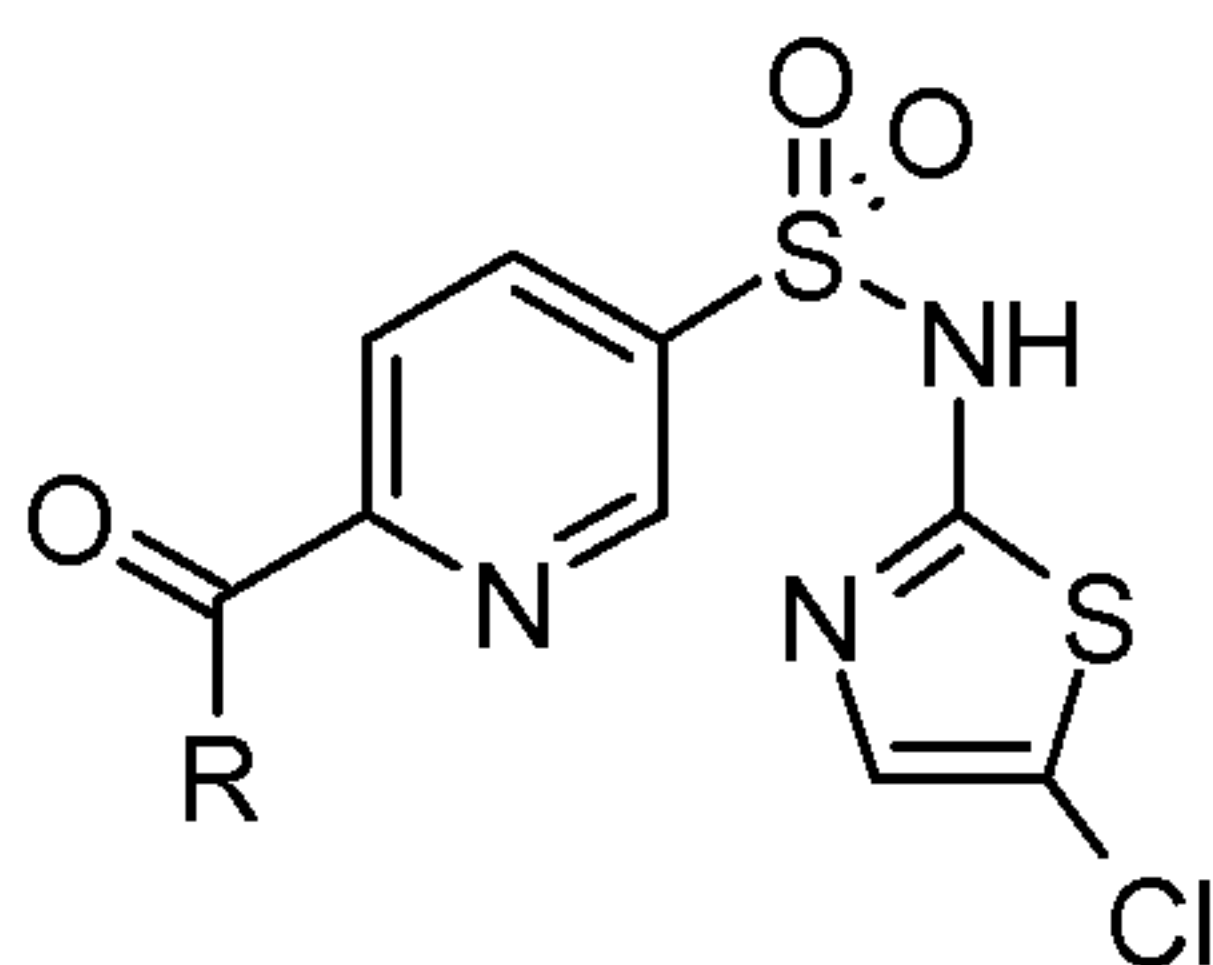
[0385] 5-}[(5-Chloro-1,3-thiazol-2-yl)amino]sulfonyl}pyridine-2-carboxylic acid

(Preparation 18, 29mg, 0.092mmol, 1eq), Et₃N (47mg, 0.47mmol, 5.1eq) 4-

(trifluoromethyl)benzylamine (35mg, 0.2mmol, 2.17eq) were combined in dimethylformamide (3ml), 2-(1H-benzotriazol-1-yl)-1,1,1,3-tetramethyluronium tetrafluoroborate (TBTU, 40mg, 0.125mmol, 1.36eq) was added and the reaction mixture stirred at room temperature for 1 hour. The reaction mixture was diluted with ethyl acetate (10ml), washed with water (10ml), sat sodium hydrogen carbonate (10ml), dried over sodium sulphate, filtered and evaporated in vacuo. The crude material was purified by preparative HPLC to yield the title compound.

[0386] LCMS Rt= 3.43-3.49 min. MS m/z 476 [MH]⁺.

[0387] The following examples of the general formula

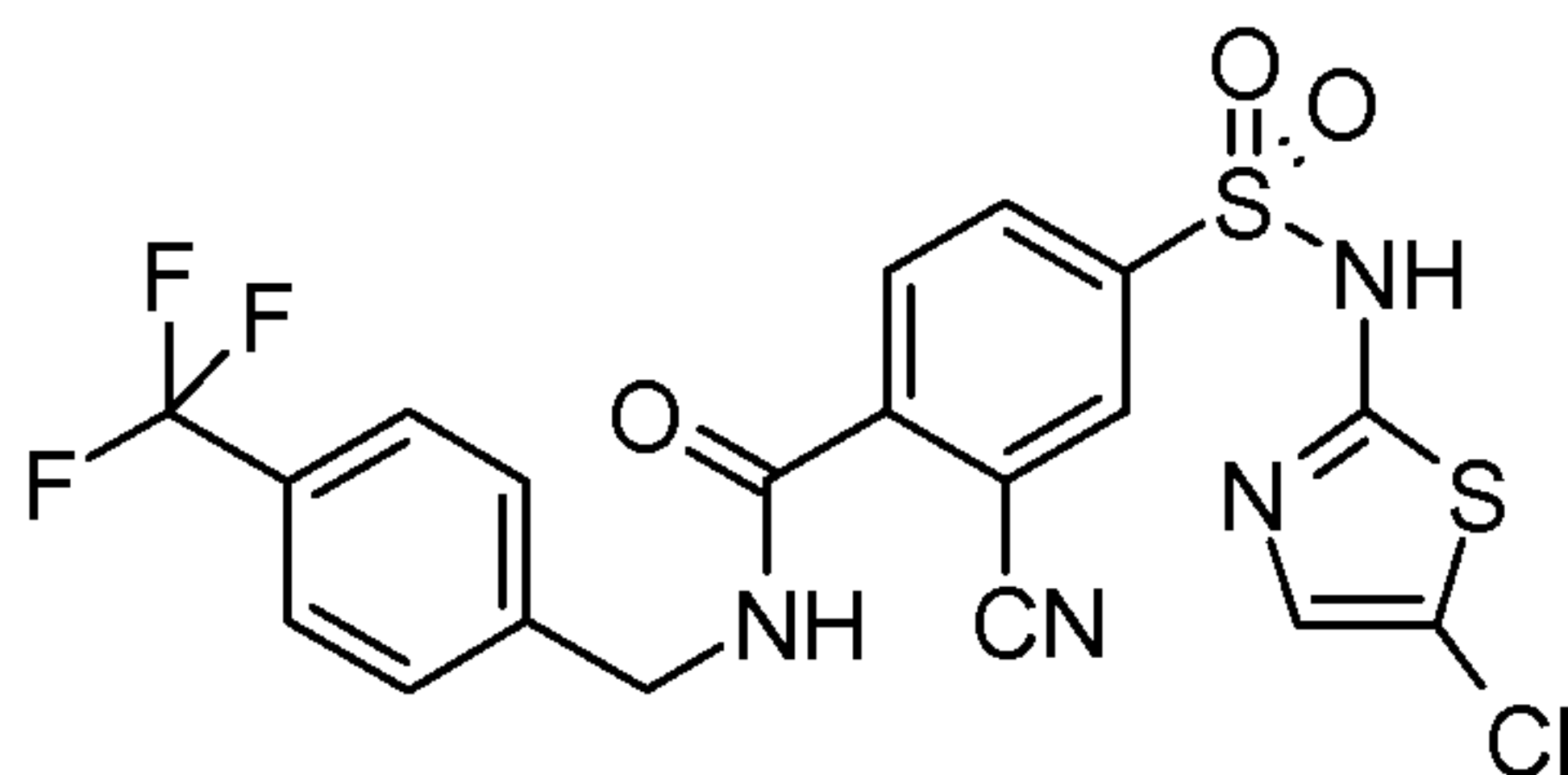


10 were prepared by Method O as described for **Example 344** above. Unless otherwise noted, preparation details are as described for the method referred to.

Table 14

<u>Example</u>	<u>Name</u>	<u>R</u>	<u>Data</u>	<u>Preparation Information</u>
345	5-{[(5-Chloro-1,3-thiazol-2-yl) amino]sulfonyl}-N-[3-fluoro-4-(trifluoromethyl)benzyl] pyridine-2-carboxamide		LCMS Rt= 3.52-3.57 min MS m/z 494 [MH] ⁺	Method O using 3-fluoro-4-(trifluoromethyl)benzylamine.
346	5-{[(5-Chloro-1,3-thiazol-2-yl) amino]sulfonyl}-N-[3-chloro-4-(trifluoromethyl)benzyl] pyridine-2-carboxamide		LCMS Rt= 3.68-3.76 min MS m/z 510 [MH] ⁺	Method O using 3-chloro-4-(trifluoromethyl)benzylamine

EXAMPLE 347

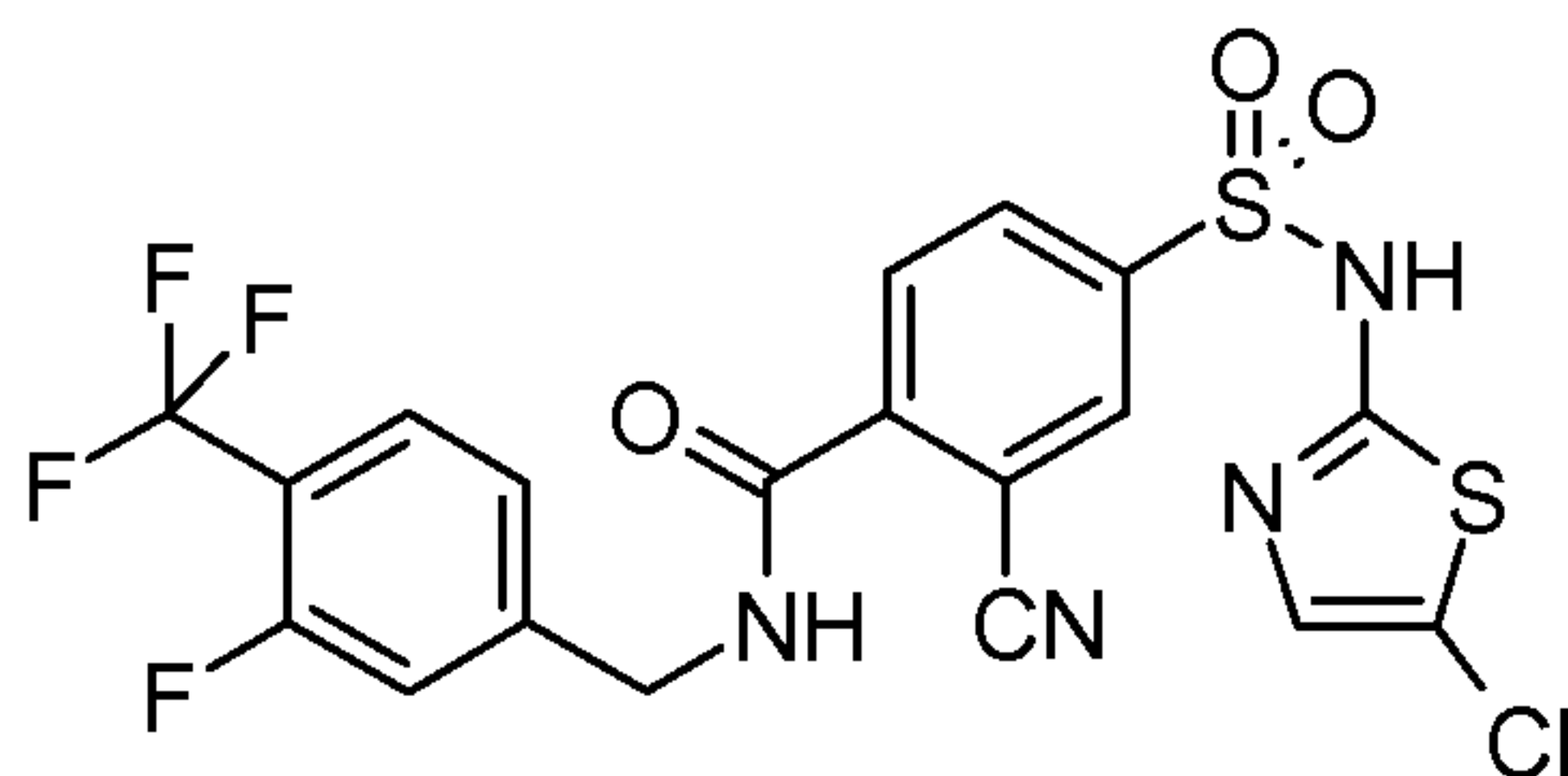
4-}[(5-Chloro-1,3-thiazol-2-yl)amino]sulfonyl}-2-cyano-N-[4-(trifluoromethyl)benzyl]benzamide

- 5 [0388] The title compound was prepared from 4-(trifluoromethyl)benzylamine and 4-}[(5-chloro-1,3-thiazol-2-yl)amino]sulfonyl}-2-cyanobenzoic acid of **Preparation 22**, following Method O described for **Example 344**. The reaction mixture was stirred at room temperature for 18 hours.

[0389] LCMS Rt= 2.47-2.52 min. MS m/z 498 [MH]⁺.

10

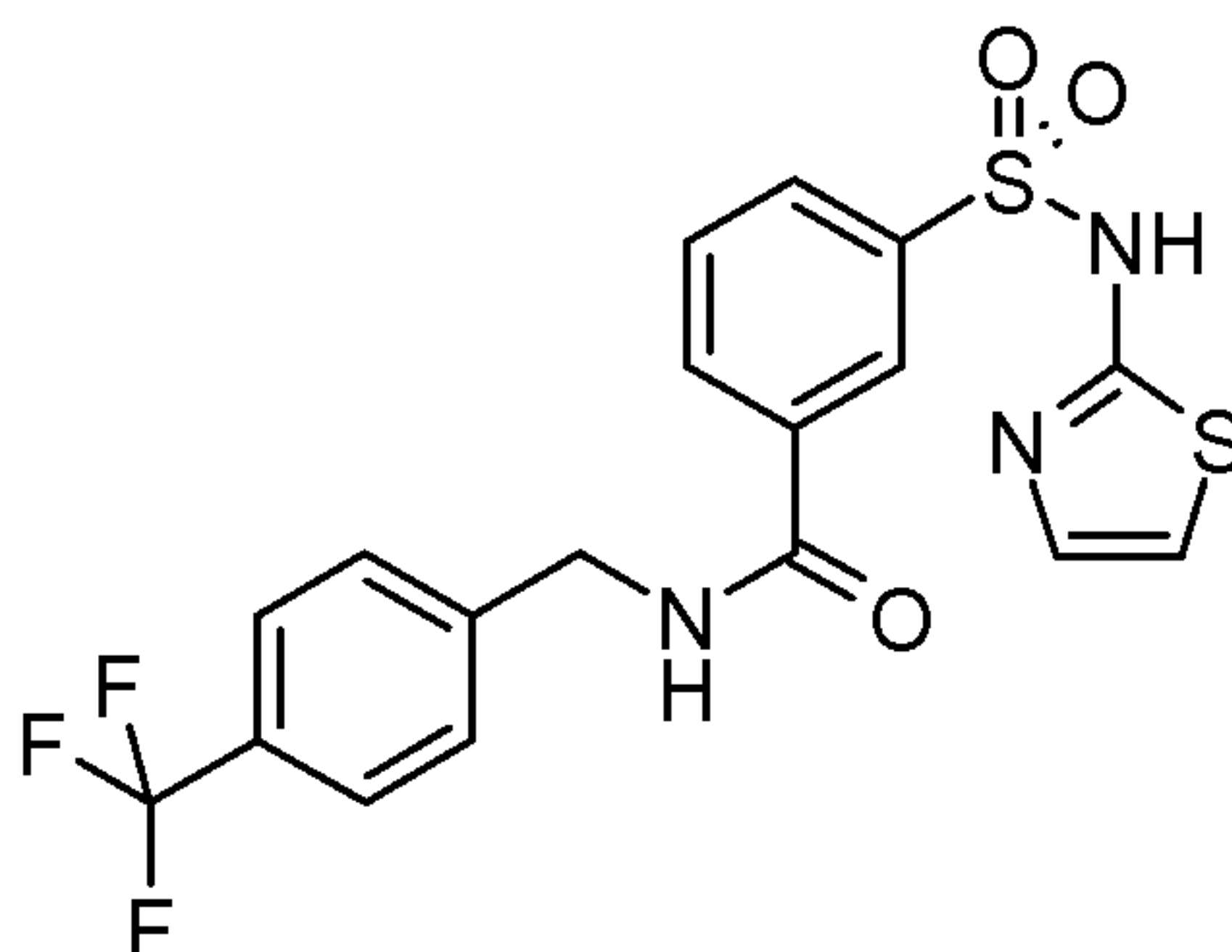
EXAMPLE 348

4-}[(5-Chloro-1,3-thiazol-2-yl)amino]sulfonyl}-2-cyano-N-[3-fluoro-4-(trifluoromethyl)benzyl]benzamide

- 15 [0390] The title compound was prepared from 3-fluoro-4-(trifluoromethyl)benzylamine and 4-}[(5-chloro-1,3-thiazol-2-yl)amino]sulfonyl}-2-cyanobenzoic acid of **Preparation 22**, following Method O described for **Example 344**. The reaction mixture was stirred at room temperature for 18 hours.

[0391] LCMS Rt= 2.46-2.51 min. MS m/z 518 [MH]⁺.

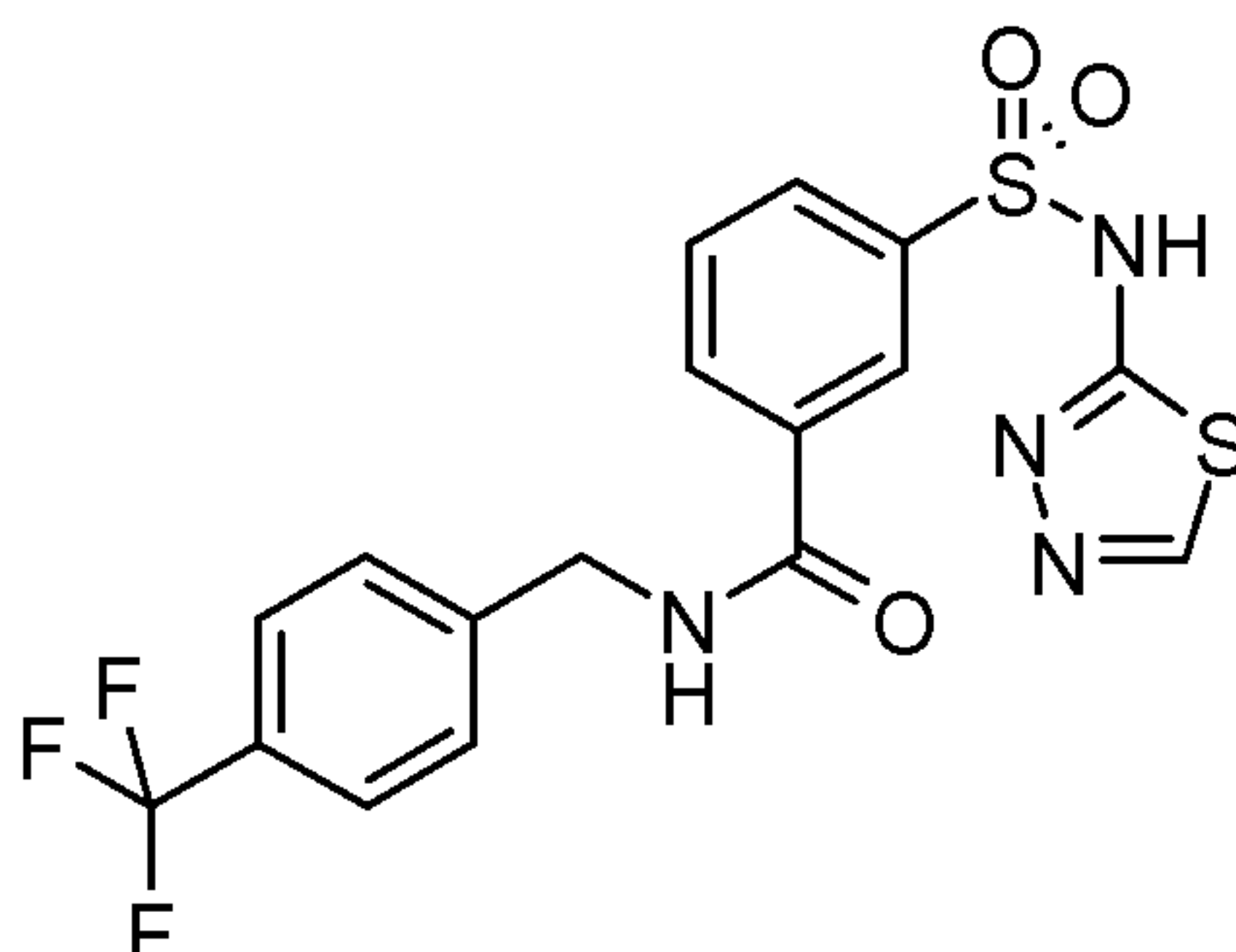
EXAMPLE 349

3-[(1,3-Thiazol-2-ylamino)sulfonyl]-N-[4-(trifluoromethyl)benzyl]benzamide

[0392] To a solution of 3-[(2,4-Dimethoxybenzyl)(1,3-thiazol-2-yl)amino]sulfonyl} benzoic acid (**Preparation 23**, 90mg, 0.207mmol, 1eq) THF (2ml) was added Et₃N (0.04ml, 0.311mmol, 1.5eq), 1-(3-dimethylaminopropyl)-3-ethylcarbodiimide hydrochloride (EDCI.HCl, 52mg, 0.27mmol, 1.3eq) and 1-hydroxybenzotriazole hydrate (HOBt, 28mg, 0.207mmol, 1eq) at 0°C and the reaction mixture stirred for 10 minutes before the addition of 4-(trifluoromethyl)benzylamine (0.032ml, 0.228mmol, 1.1eq). The reaction mixture was stirred at room temperature for 18 hours. The mixture was extracted from water into DCM, dried over magnesium sulphate, filtered and evaporated in vacuo. The residue was dissolved in 4M HCl in dioxane (2ml) and the reaction mixture stirred at room temperature for 18 hours. The resulting precipitate was collected by filtration and washed with dioxane. The material was purified further by preparative HPLC to yield the title compound.

15 [0393] LCMS Rt= 2.15 min. MS m/z 442 [MH]⁺.

EXAMPLE 350

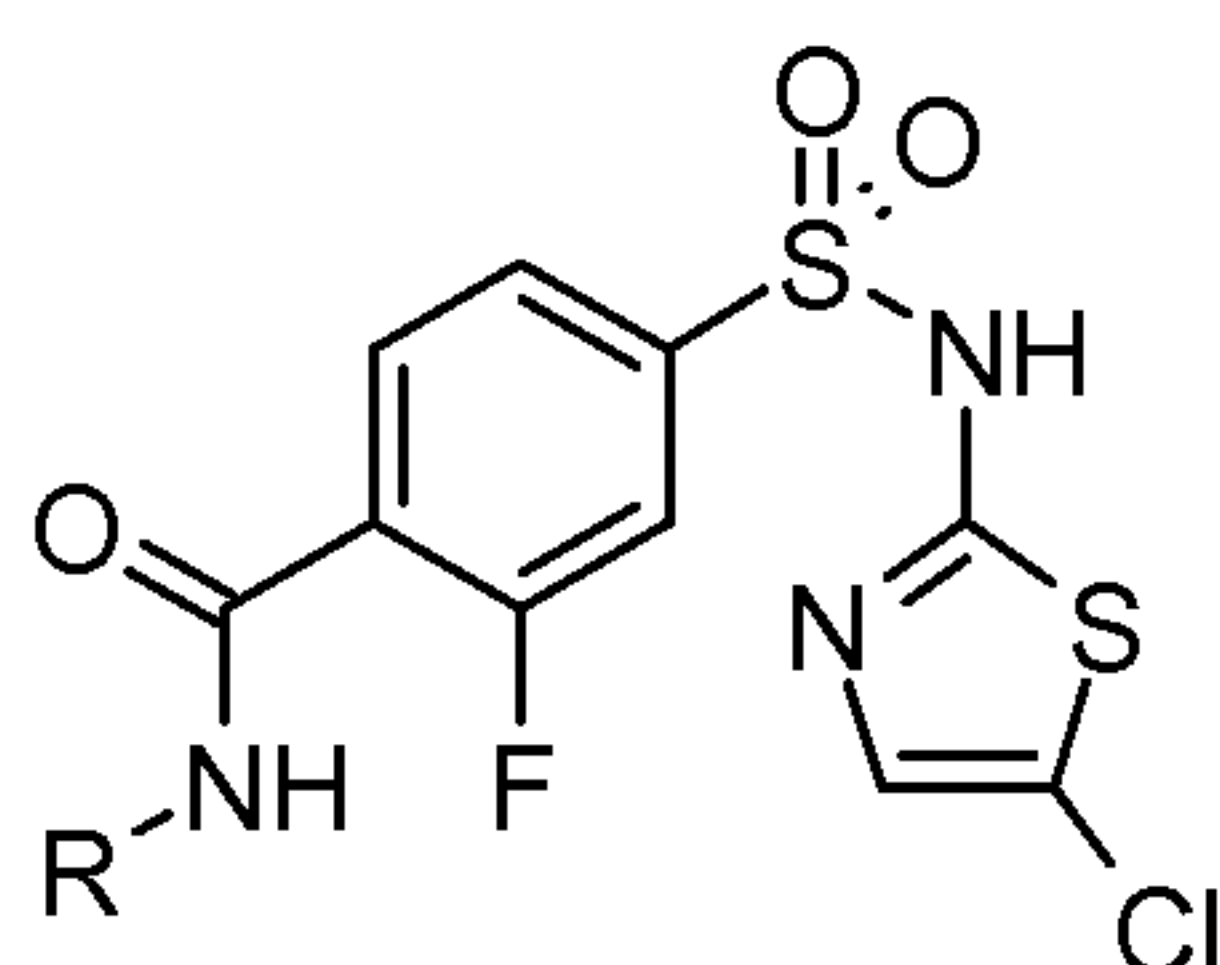
3-[(1,3,4-Thiadiazol-2-ylamino)sulfonyl]-N-[4-(trifluoromethyl)benzyl]benzamide

[0394] To a solution of 3-[(1,3,4-thiadiazol-2-ylamino)sulfonyl]benzoic acid (100mg, 0.350,mmol, 1eq) in THF (1ml) was added Et₃N (0.19ml, 1.4mmol, 4eq), 1-(3-dimethylaminopropyl)-3-ethylcarbodiimide hydrochloride (EDCI HCl,87mg, 0.455mmol,

1.3eq), 1-hydroxybenzotriazole hydrate (HOBt, 61mg, 0.455mmol, 1.3eq) and 4-(trifluoromethyl)benzylamine (0.075ml, 0.525mmol, 1.5eq) at 0°C. The reaction mixture was stirred at 30-40°C for 18 hours. The reaction mixture was extracted from 2M HCl into ethyl acetate, washed with sat sodium hydrogen carbonate, brine, dried over magnesium sulphate, filtered and evaporated in vacuo. The crude material was purified by preparative HPLC to yield the title compound.

[0395] LCMS Rt= 2.24 min. MS m/z 443 [MH]⁺.

[0396] The following examples of the general formula

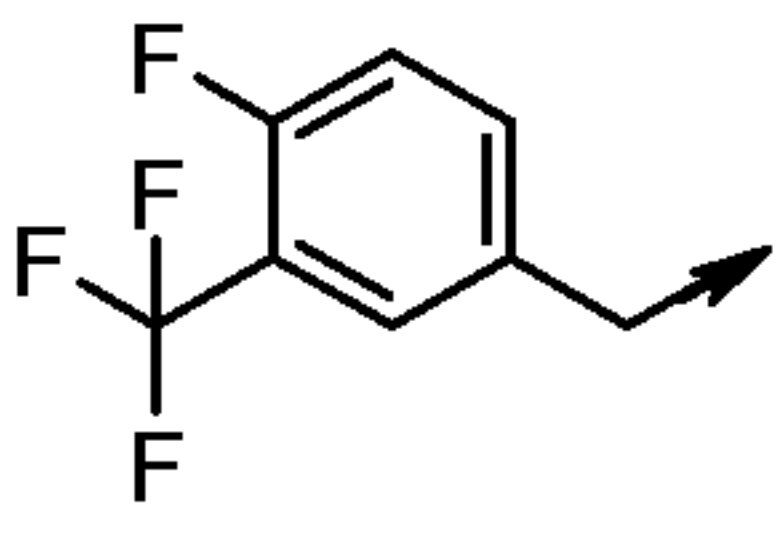
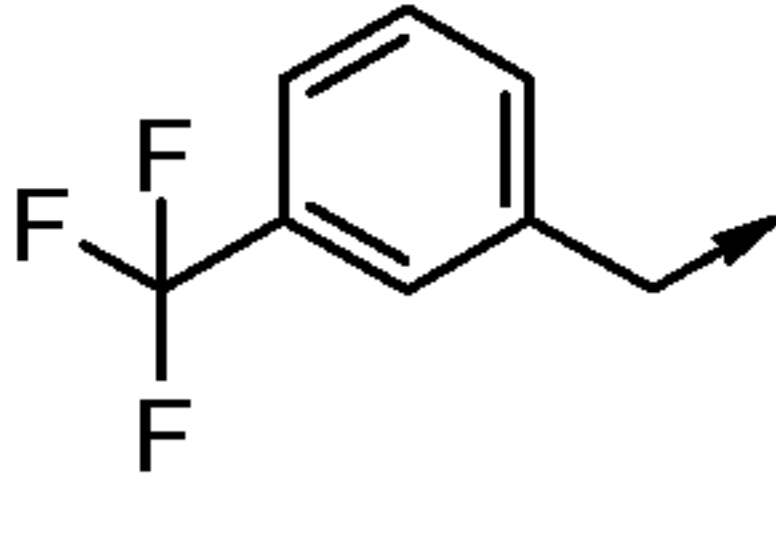
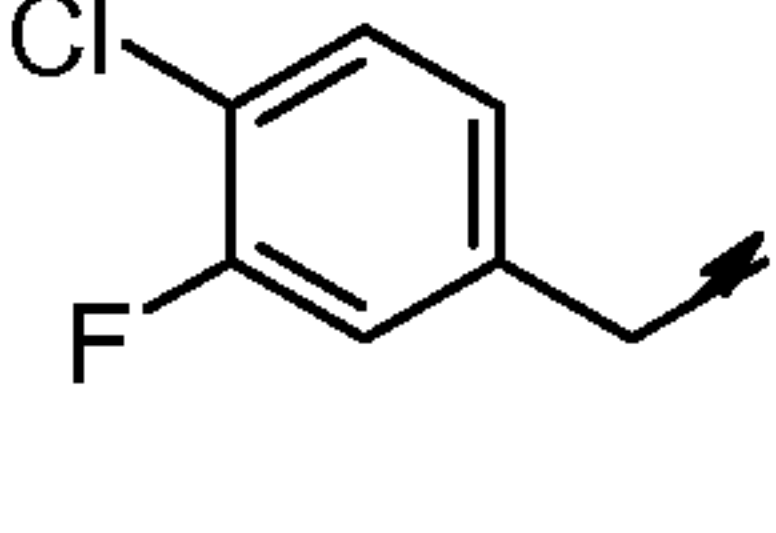
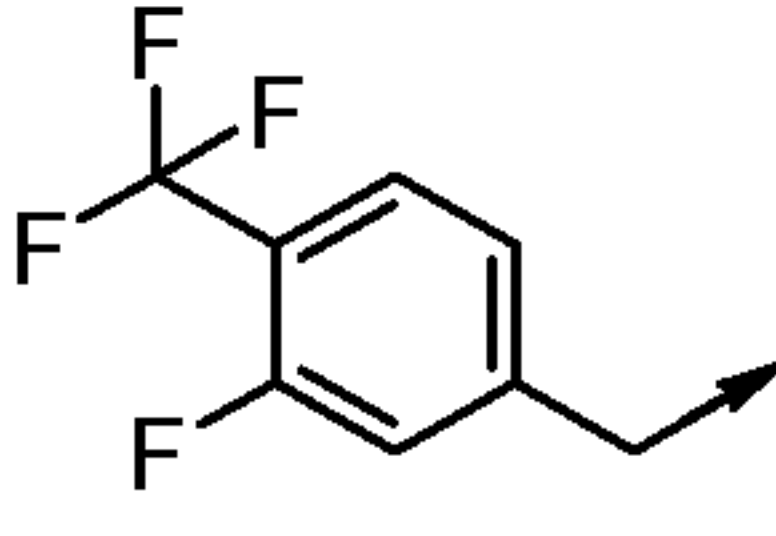
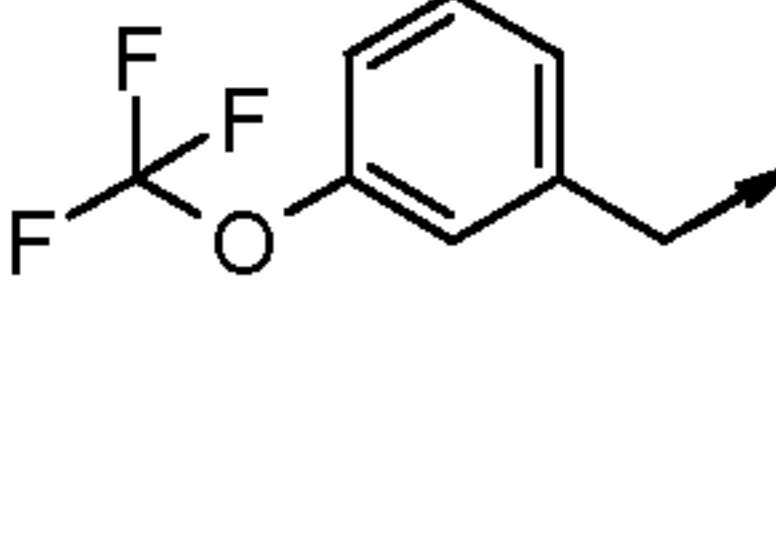
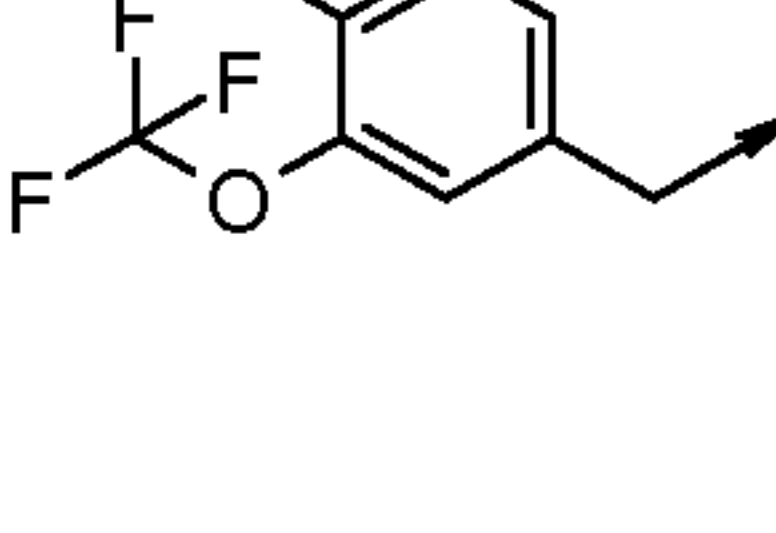
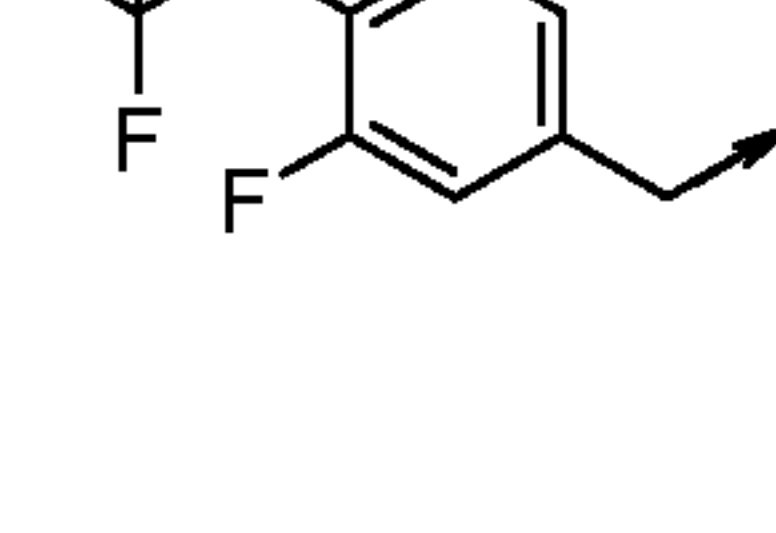
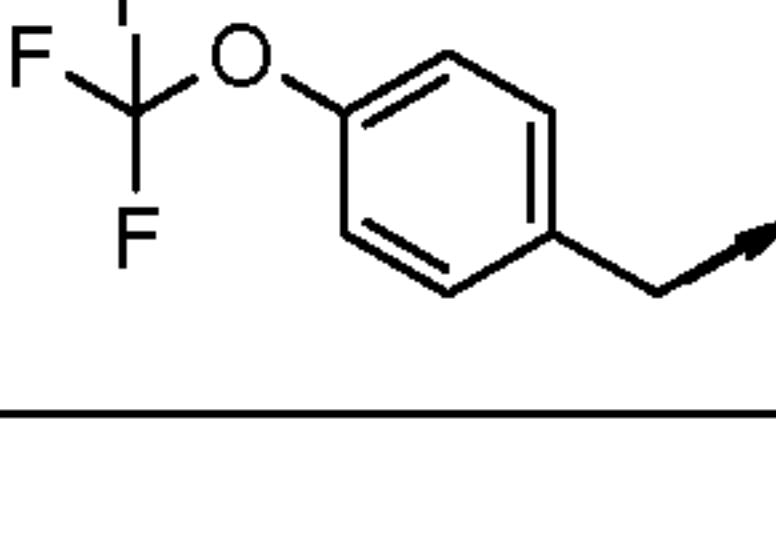


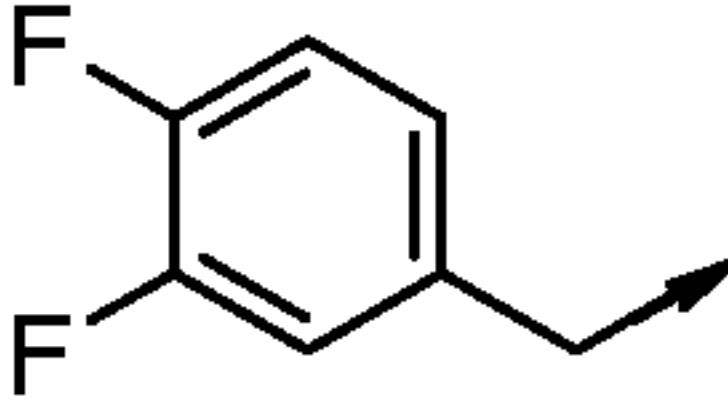
were prepared by the following method using the indicated amines:

[0397] To a solution of 4-{[(5-chloro-1,3-thiazol-2-yl)amino]sulfonyl}-2-fluorobenzoic acid (**Preparation 33**, 75mg, 0.213 mmol, 1eq) in THF (0.75ml) was added Et₃N (0.09ml, 0.64mmol, 3eq), 1-(3-dimethylaminopropyl)-3-ethylcarbodiimide hydrochloride (EDCI HCl, 53mg, 0.278mmol, 1.3eq), 1-hydroxybenzotriazole hydrate (HOBt, 43mg, 0.320mmol, 1.5eq) and an amine (0.278mmol, 1.3eq) at 0°C. The reaction mixture was stirred at 25°C for 16 hours. The reaction mixture was extracted from 2M HCl into DCM and the solvent evaporated in vacuo. The crude material was purified by preparative HPLC to yield the title compound.

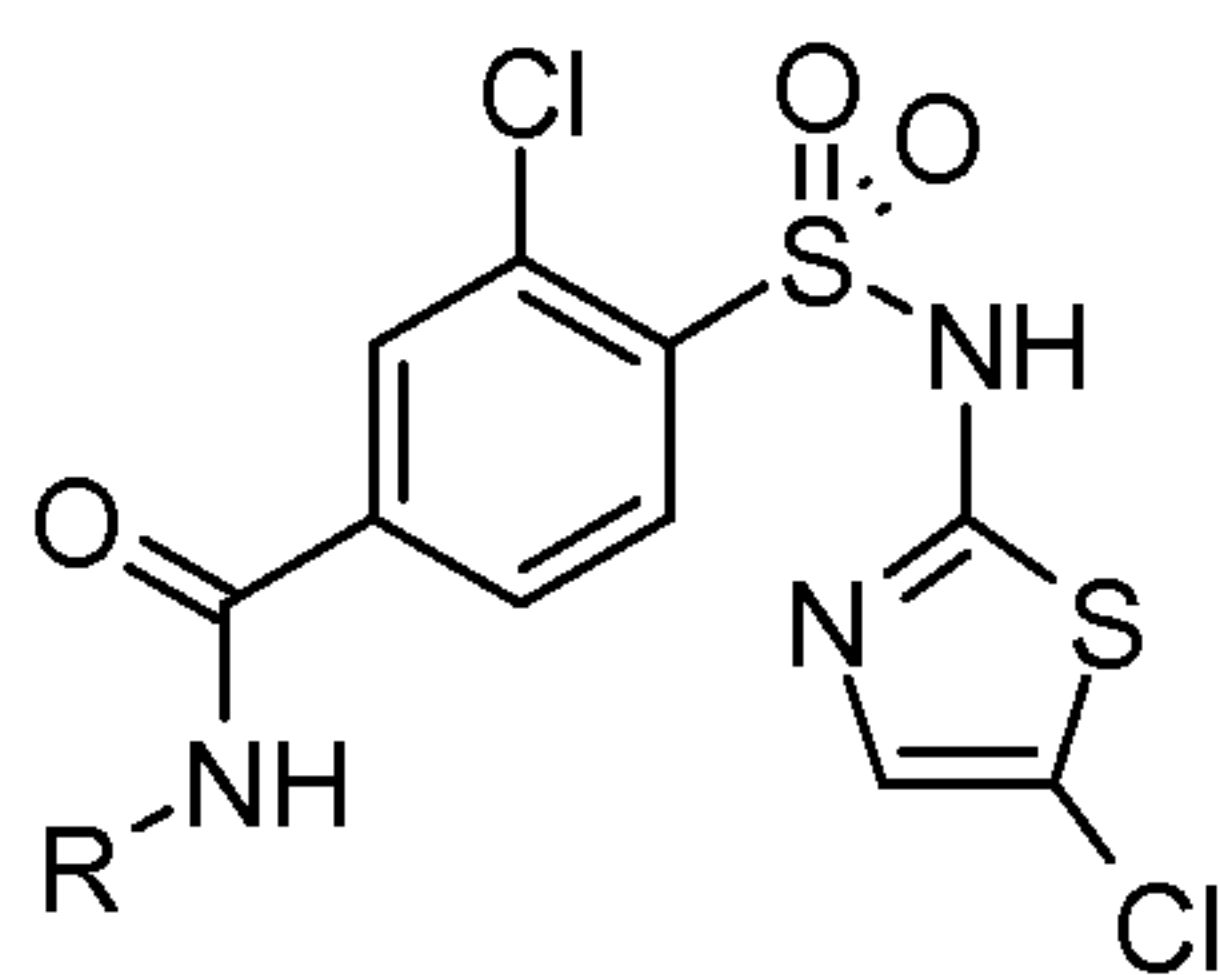
Table 15

<u>Example</u>	<u>Name</u>	<u>R</u>	<u>Data</u>	<u>Preparation Information</u>
351	4-{[(5-Chloro-1,3-thiazol-2-yl)amino]sulfonyl}-N-(3,4-dichlorobenzyl)-2-fluorobenzamide		LCMS Rt= 2.47 min MS m/z 493 [MH] ⁺	using 3,4-dichlorobenzyl amine
352	4-{[(5-Chloro-1,3-thiazol-2-yl)amino]sulfonyl}-2-fluoro-N-[4-(trifluoromethyl)benzyl]benzamide		LCMS Rt= 2.37 min MS m/z 493 [MH] ⁺	using 4-(trifluoromethyl) benzylamine

353	4- {[(5-Chloro-1,3-thiazol-2-yl) amino]sulfonyl} -2-fluoro-N-[4-fluoro-3-(trifluoromethyl) benzyl]benzamide		LCMS Rt= 2.47 min MS m/z 511 [MH] ⁺	using 4-fluoro-3-(trifluoromethyl) benzylamine
354	4- {[(5-Chloro-1,3-thiazol-2-yl) amino]sulfonyl} -2-fluoro-N-[3-(trifluoromethyl) benzyl]benzamide		LCMS Rt= 2.46 min MS m/z 493 [MH] ⁺	using 3-(trifluoromethyl) benzylamine
355	N-(4-chloro-3-fluorobenzyl)-4- {[(5-chloro-1,3-thiazol-2-yl) amino]sulfonyl} -2-fluorobenzamide		LCMS Rt= 3.45 min MS m/z 477 [MH] ⁺	using 4-chloro-3-fluoro benzylamine
356	4- {[(5-Chloro-1,3-thiazol-2-yl) amino]sulfonyl} -2-fluoro-N-[3-fluoro-4-(trifluoromethyl) benzyl]benzamide		LCMS Rt= 3.18 min MS m/z 512 [MH] ⁺	using 3-fluoro-4-(trifluoromethyl) benzylamine
357	4- {[(5-Chloro-1,3-thiazol-2-yl) amino]sulfonyl} -2-fluoro-N-[3-(trifluoromethoxy) benzyl]benzamide		LCMS Rt= 2.44 min MS m/z 509 [MH] ⁺	using 3-(trifluoromethoxy) benzylamine
358	4- {[(5-Chloro-1,3-thiazol-2-yl) amino]sulfonyl} -2-fluoro-N-[4-fluoro-3-(trifluoromethoxy) benzyl]benzamide		LCMS Rt=2.44 min MS m/z 527 [MH] ⁺	using 4-fluoro-3-(trifluoromethoxy) benzylamine
359	4- {[(5-Chloro-1,3-thiazol-2-yl) amino]sulfonyl} -2-fluoro-N-[3-fluoro-4-(trifluoromethoxy) benzyl]benzamide		LCMS Rt= 3.24 min MS m/z 526 [M-H] ⁻	using 3-fluoro-4-(trifluoromethoxy) benzylamine
360	4- {[(5-Chloro-1,3-thiazol-2-yl) amino]sulfonyl} -2-		LCMS Rt=2.53 min	using 4-(trifluoromethoxy) benzylamine

	fluoro-N-[4-(trifluoromethoxy)benzyl]benzamide		MS m/z 509 [MH] ⁺	
361	4-{[(5-Chloro-1,3-thiazol-2-yl)amino]sulfonyl}-N-(3,4-difluorobenzyl)-2-fluorobenzamide		LCMS Rt= 2.39 min MS m/z 461 [MH] ⁺	using 3,4-difluorobenzylamine

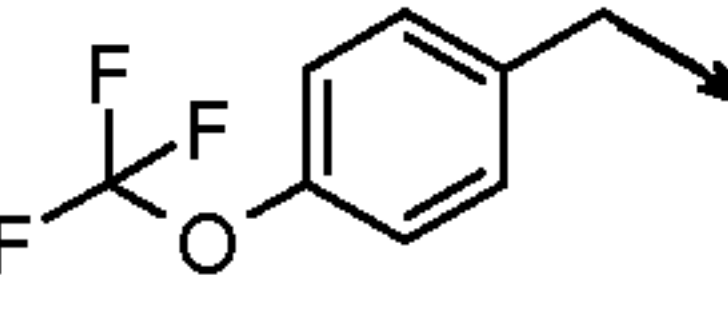
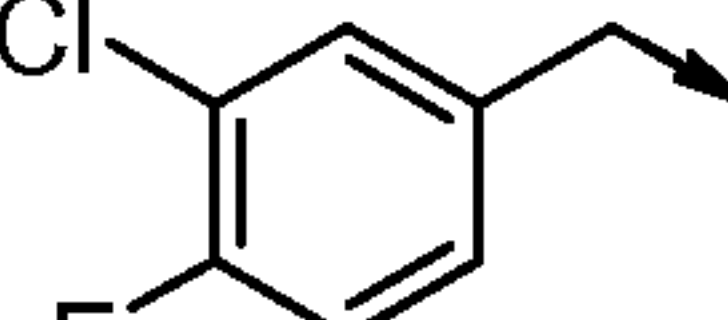
[0398] The following examples of the general formula

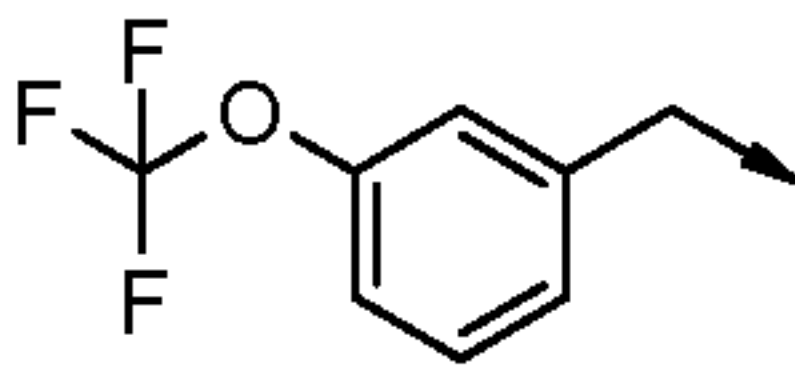
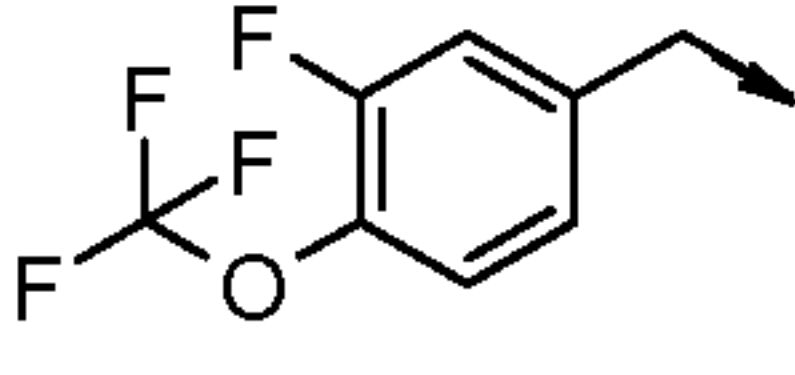
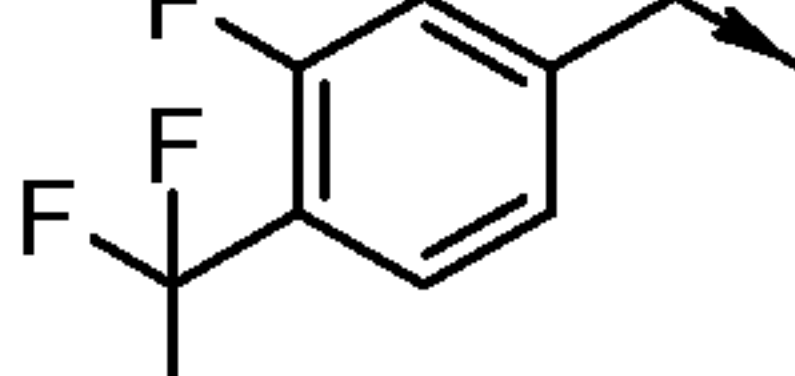
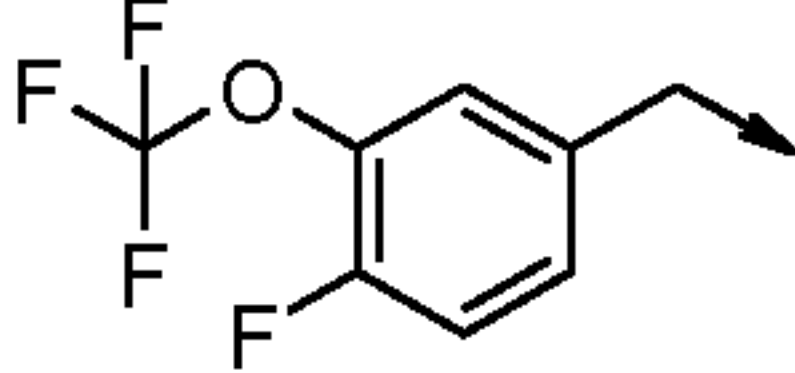
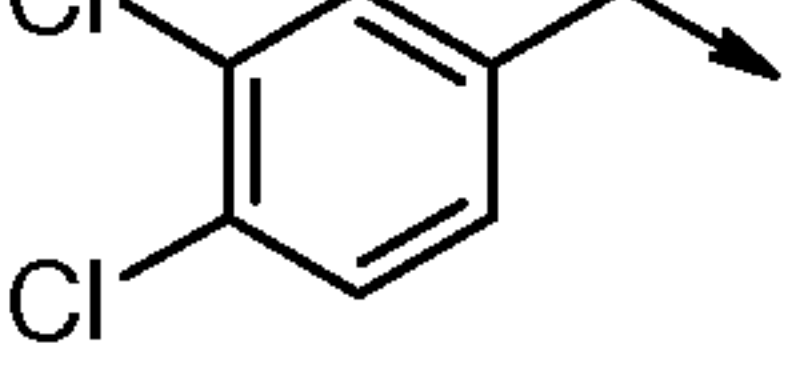
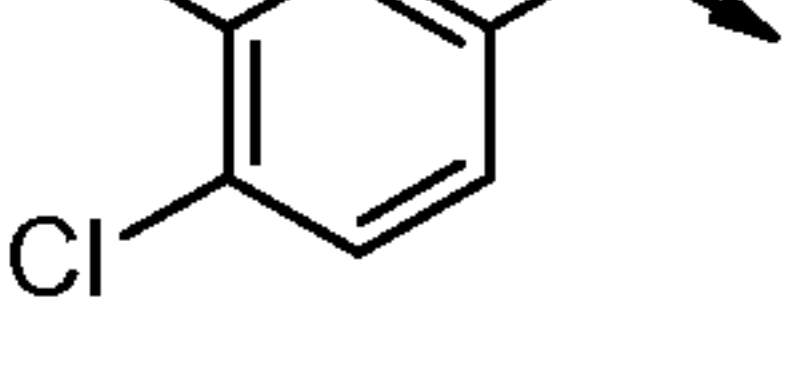
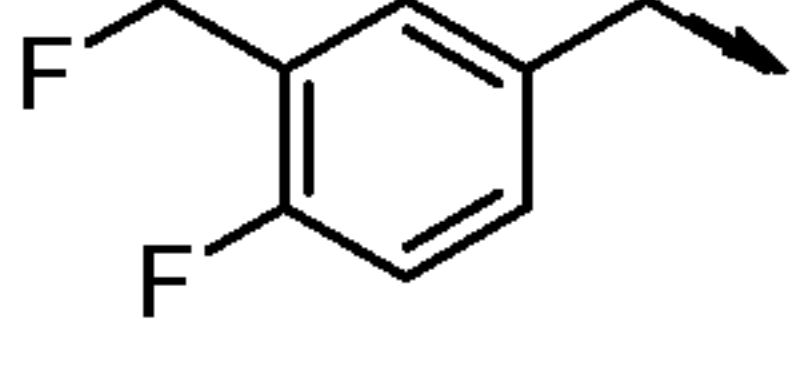
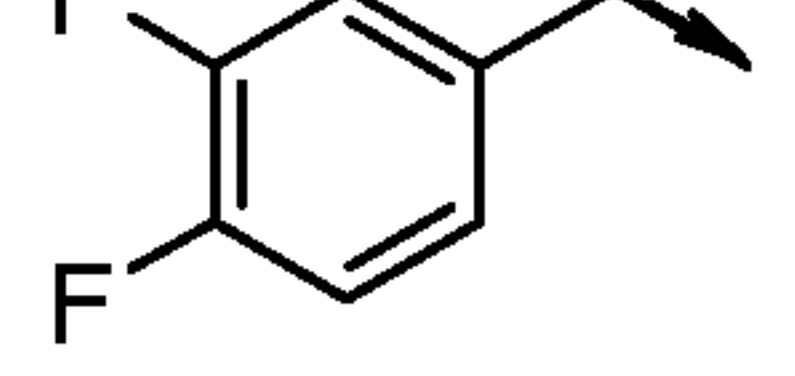


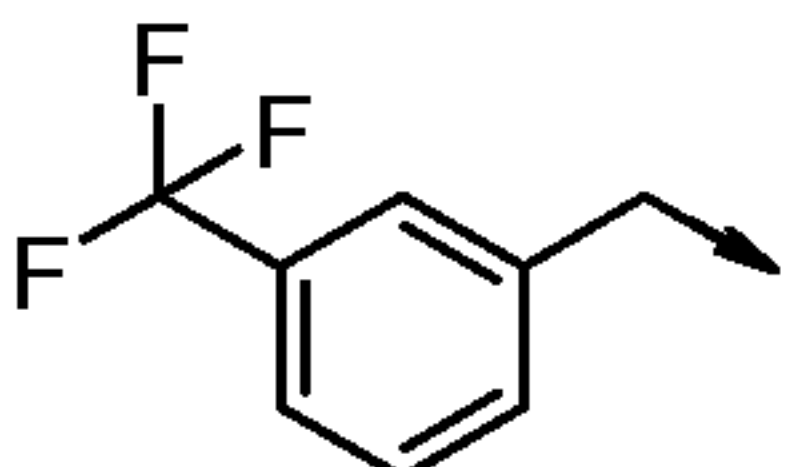
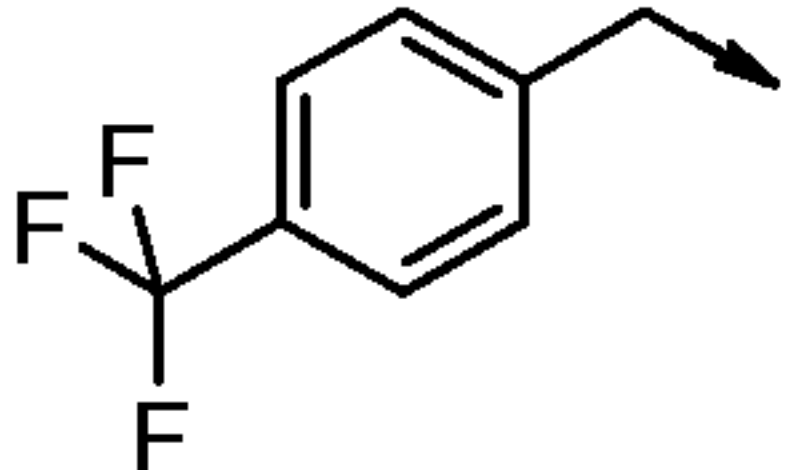
were prepared by the following method using the indicated amines:

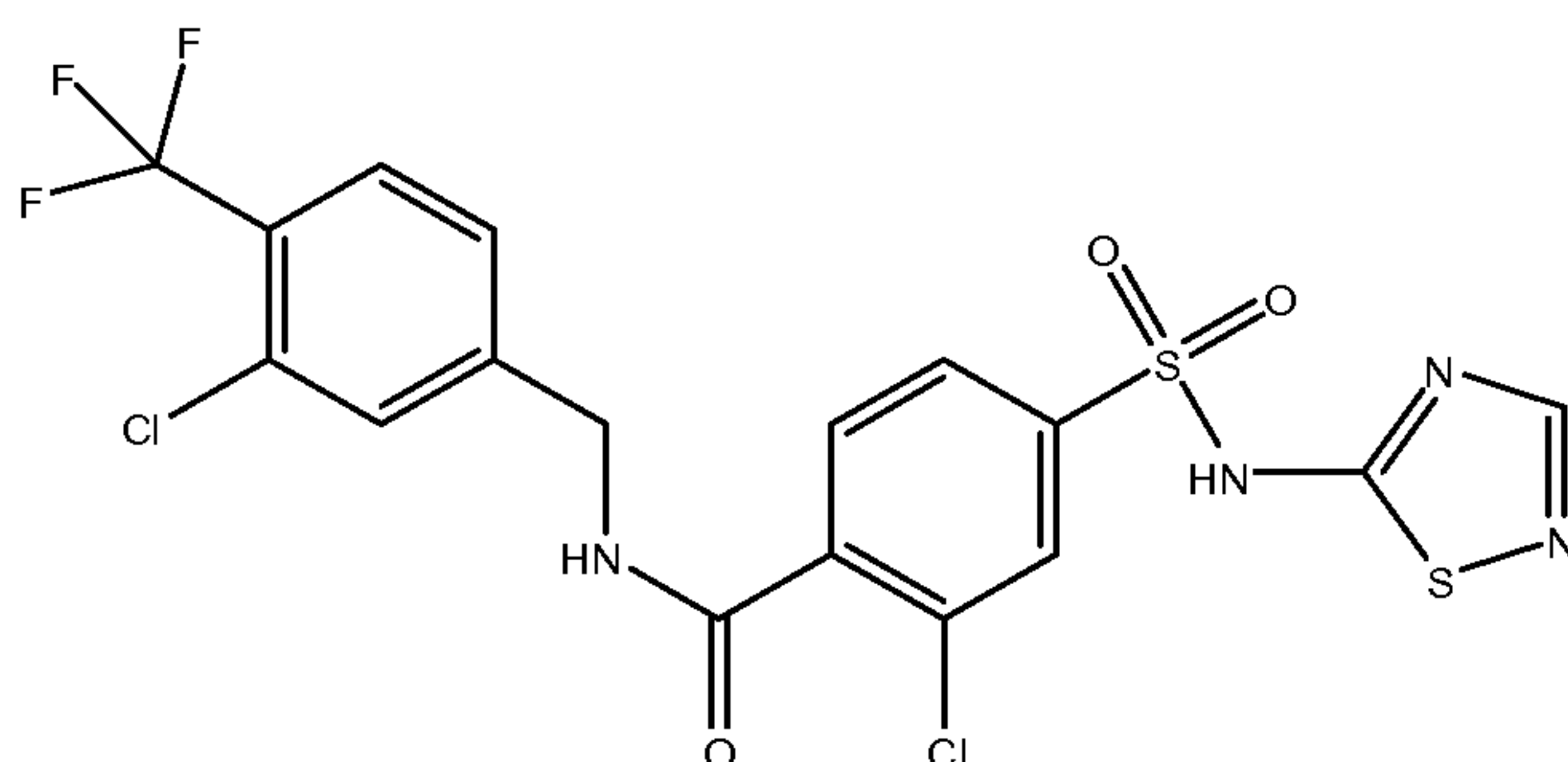
- 5 [0399] To a solution of 3-chloro-4-{[(5-chloro-1,3-thiazol-2-yl)amino]sulfonyl}benzoic acid (**Preparation 35**, 200mg, 0.57,mmol, 1eq) in THF (5ml) was added Et₃N (0.116ml, 0.85mmol, 1.5eq), 1-(3-dimethylaminopropyl)-3-ethylcarbodiimide hydrochloride (EDCI HCl, 141mg, 0.62mmol, 1.1eq), 1-hydroxybenzotriazole hydrate (HOBt, 77mg, 0.57mmol, 1.0eq) and an amine (0.62mmol, 1.1eq) at 0°C. The reaction mixture was stirred at 25°C for 16 hours. The
- 10 reaction mixture was extracted from 2M HCl into DCM and the solvent evaporated in vacuo. The crude material was purified by preparative HPLC to yield the title compound.

Table 16

<u>Example</u>	<u>Name</u>	<u>R</u>	<u>Data</u>	<u>Preparation Information</u>
362	3-Chloro-4-{[(5-chloro-1,3-thiazol-2-yl)amino]sulfonyl}-N-[4-(trifluoromethoxy)benzyl]benzamide		LCMS Rt=3.58 min MS m/z 525 [MH] ⁺	using 4-(trifluoromethoxy)benzylamine
363	3-Chloro-N-(3-chloro-4-fluorobenzyl)-4-{[(5-chloro-1,3-thiazol-2-yl)amino]sulfonyl}benzamide		LCMS Rt= 2.36 min MS m/z 493 [MH] ⁺	using 3-chloro-4-fluorobenzylamine

364	3-Chloro-4-{{[(5-chloro-1,3-thiazol-2-yl) amino]sulfonyl}-N-[3-(trifluoromethoxy) benzyl]benzamide		LCMS Rt= 3.67min MS m/z 525 [MH] ⁺	using 3-(trifluoromethoxy) benzylamine
365	3-Chloro-4-{{[(5-chloro-1,3-thiazol-2-yl) amino]sulfonyl}-N-[3-fluoro-4-(trifluoromethoxy) benzyl]benzamide		LCMS Rt= 2.44 min MS m/z 543 [MH] ⁺	using 3-fluoro-4-(trifluoromethoxy) benzylamine
366	3-Chloro-4-{{[(5-chloro-1,3-thiazol-2-yl) amino]sulfonyl}-N-[3-fluoro-4-(trifluoromethyl)benzyl]benzamide		LCMS Rt= 3.61 min MS m/z 527 [MH] ⁺	using 3-fluoro-4-(trifluoromethyl) benzylamine
367	3-Chloro-4-{{[(5-chloro-1,3-thiazol-2-yl) amino]sulfonyl}-N-[4-fluoro-3-(trifluoromethoxy) benzyl]benzamide		LCMS Rt= 2.45 min MS m/z 543 [MH] ⁺	using 4-fluoro-3-(trifluoromethoxy) benzylamine
368	3-Chloro-4-{{[(5-chloro-1,3-thiazol-2-yl) amino]sulfonyl}-N-(3,4-dichlorobenzyl) benzamide		LCMS Rt= 2.47 min MS m/z 509 [MH] ⁺	using 3,4-dichloro benzylamine
369	3-Chloro-N-(4-chloro-3-fluorobenzyl)-4-{{[(5-chloro-1,3-thiazol-2-yl) amino]sulfonyl} benzamide		LCMS Rt= 3.44 min MS m/z 493 [MH] ⁺	using 4-chloro-3-fluoro benzylamine
370	3-Chloro-4-{{[(5-chloro-1,3-thiazol-2-yl) amino]sulfonyl}-N-[4-fluoro-3-(trifluoromethyl) benzyl]benzamide		LCMS Rt= 3.50 min MS m/z 527 [MH] ⁺	using 4-fluoro-3-(trifluoromethyl) benzylamine
371	3-Chloro-4-{{[(5-chloro-1,3-thiazol-2-yl) amino]sulfonyl}-N-(3,4-difluorobenzyl) benzamide		LCMS Rt= 2.31 min MS m/z	using 3,4-difluoro benzylamine

	benzamide		477 [MH] ⁺	
372	3-Chloro-4-{{[(5-chloro-1,3-thiazol-2-yl)amino]sulfonyl}-N-[3-(trifluoromethyl)benzyl]benzamide		LCMS Rt= 3.44 min MS m/z 509 [MH] ⁺	using 3-(trifluoromethyl)benzylamine
373	3-Chloro-4-{{[(5-chloro-1,3-thiazol-2-yl)amino]sulfonyl}-N-[4-(trifluoromethyl)benzyl]benzamide		LCMS Rt= 2.27 min MS m/z 509.95 [MH] ⁺	using 4-(trifluoromethyl)benzylamine

EXAMPLE 374**2-Chloro-N-[3-chloro-4-(trifluoromethyl)benzyl]-4-[(1,2,4-thiadiazol-5-ylamino)sulfonyl]benzamide**

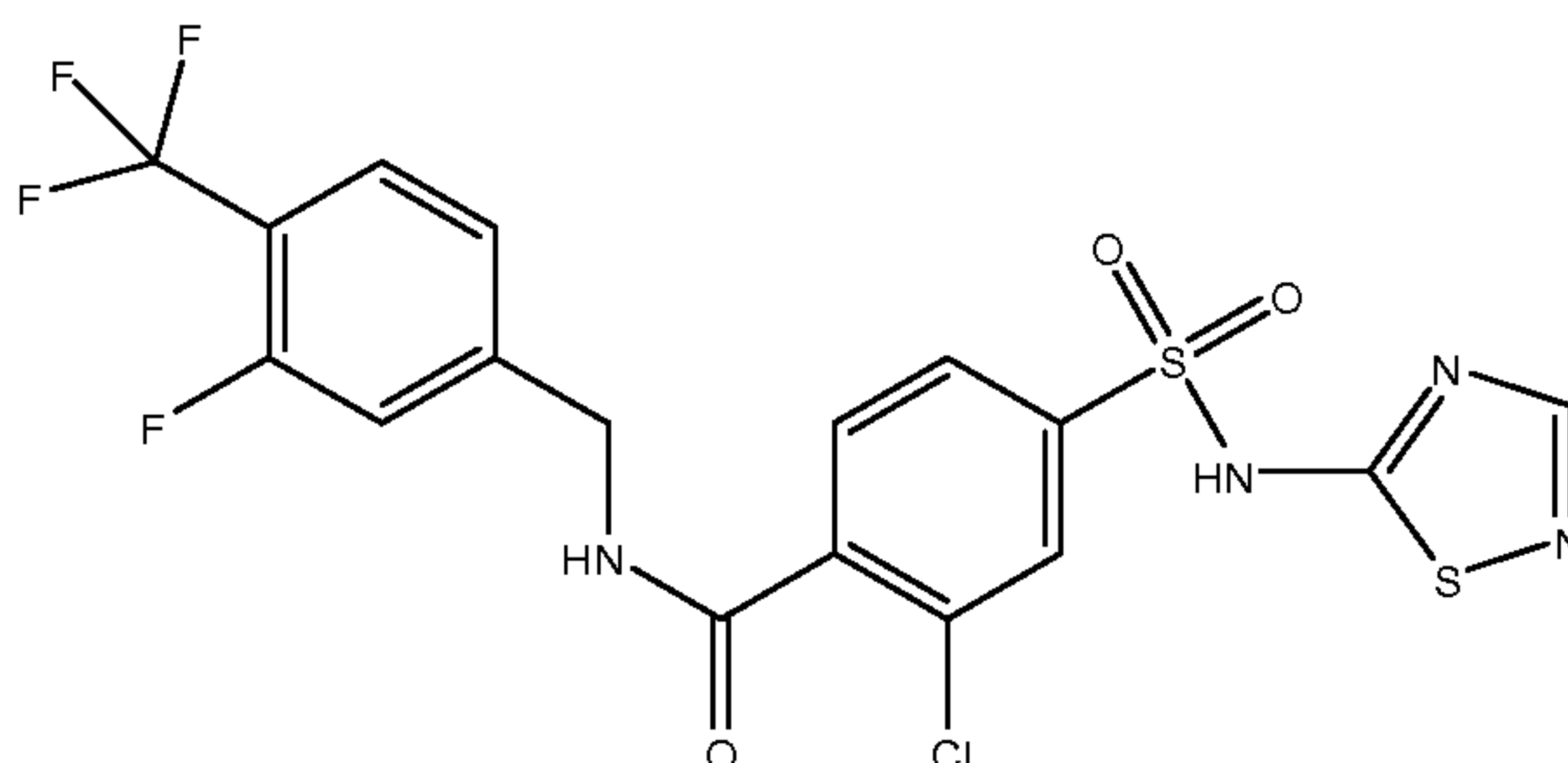
5

[0400] The title compound was prepared from 3-chloro-4-({[3-chloro-4-(trifluoromethyl)benzyl]amino}carbonyl)benzenesulfonyl chloride (**Preparation 38**) and 5-amino-1,2,4-thiadiazole in following Method H described for **Example 6**. The reaction mixture was added to 2M HCl, extracted into ethyl acetate, dried over sodium sulphate, filtered and evaporated. The crude material was purified by column chromatography eluting with DCM: MeOH: AcOH (95:5:0.5) to yield the title compound.

10

[0401] ¹HNMR (d₆-DMSO): 4.55 (d, 2H), 7.55 (d, 1H), 7.65 (m, 2H), 7.80-7.85 (m, 3H), 8.45 (s, 1H), 9.25 (t, 1H). LCMS Rt= 3.14 min. MS m/z 510-512 [MH]⁺.

EXAMPLE 375

2-Chloro-N-[3-fluoro-4-(trifluoromethyl)benzyl]-4-[(1,2,4-thiadiazol-5-ylamino)sulfonyl]benzamide5 **Method P**

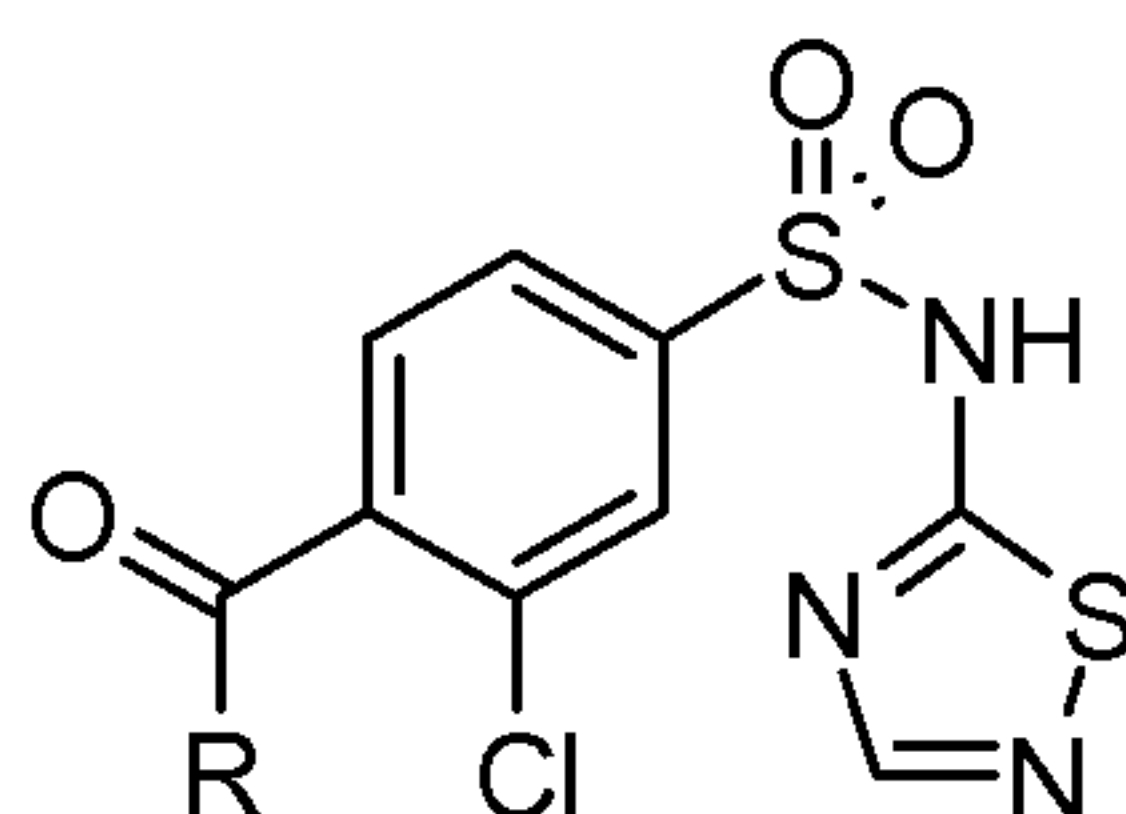
[0402] 2-Chloro-4-[(1,2,4-thiadiazol-5-ylamino)sulfonyl]benzoic acid (**Preparation 42**, 63.4mg, 0.198mmol, 1eq), Et₃N (50mg, 0.5mmol, 3eq) 3-fluoro-4-(trifluoromethyl)benzylamine (55mg, 0.285mmol, 1.33eq) were combined in dimethylformamide (3ml), 2-(1H-benzotriazol-1-yl)-1,1,1,3,3-tetramethyluronium tetrafluoroborate (TBTU, 83mg, 0.258mmol, 1.30eq) was added and the reaction mixture stirred at room temperature for 1 hour. The reaction mixture was diluted with ethyl acetate (10ml), washed with water (10ml), sat sodium hydrogen carbonate (10ml), dried over sodium sulphate, filtered and evaporated in vacuo. The crude material was purified by column chromatography eluting with 0-100% DCM:MeOH:AcOH (95:5:0.5). The obtained compound

10

15 was further triturated in DCM and filtered to yield a white solid (30mg, 0.061mmol, 31%).

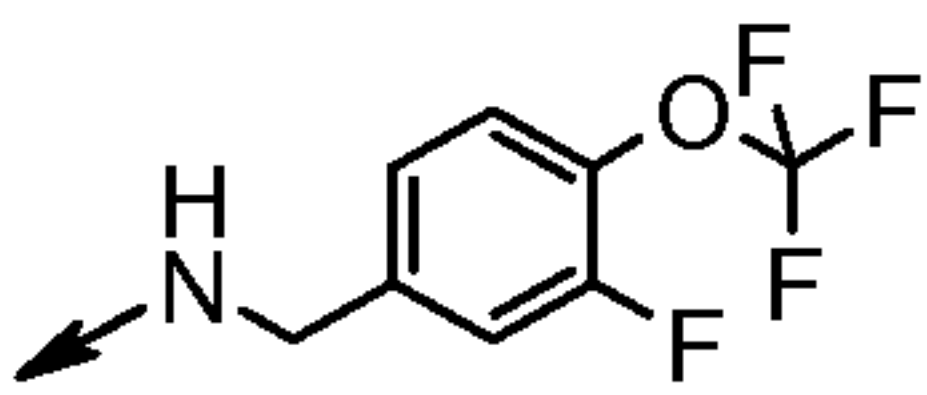
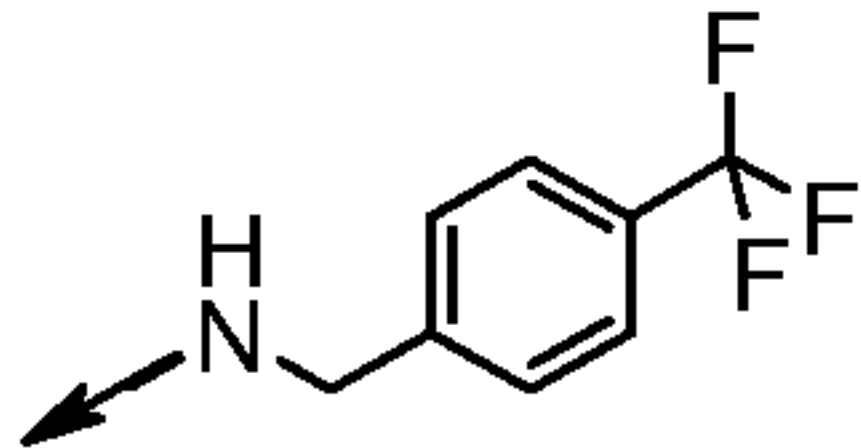
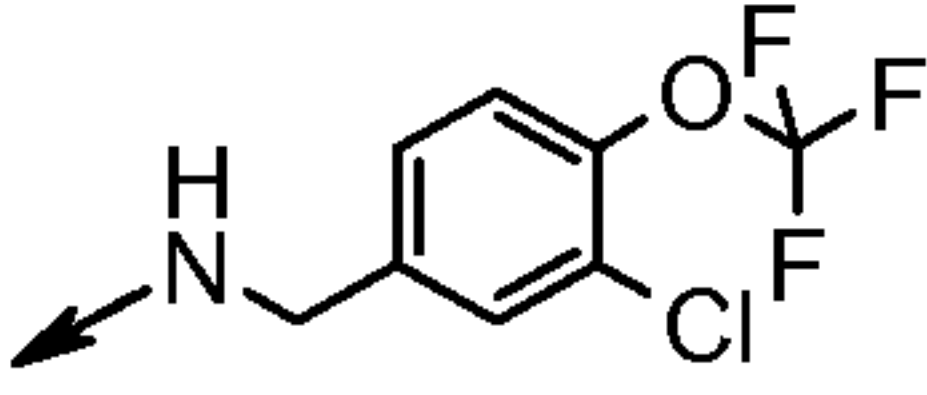
[0403] ¹HNMR (d₆-DMSO): 4.55 (d, 2 H), 7.40 (d, 1 H), 7.45 (d, 1 H), 7.70 (s, 1 H), 7.75-7.85 (m, 3 H), 8.50 (s, 1 H) 9.25 (t, 1 H). LCMS Rt= 1.92 min. MS m/z 495-497 [MH]⁺.

[0404] The following examples of the general formula:



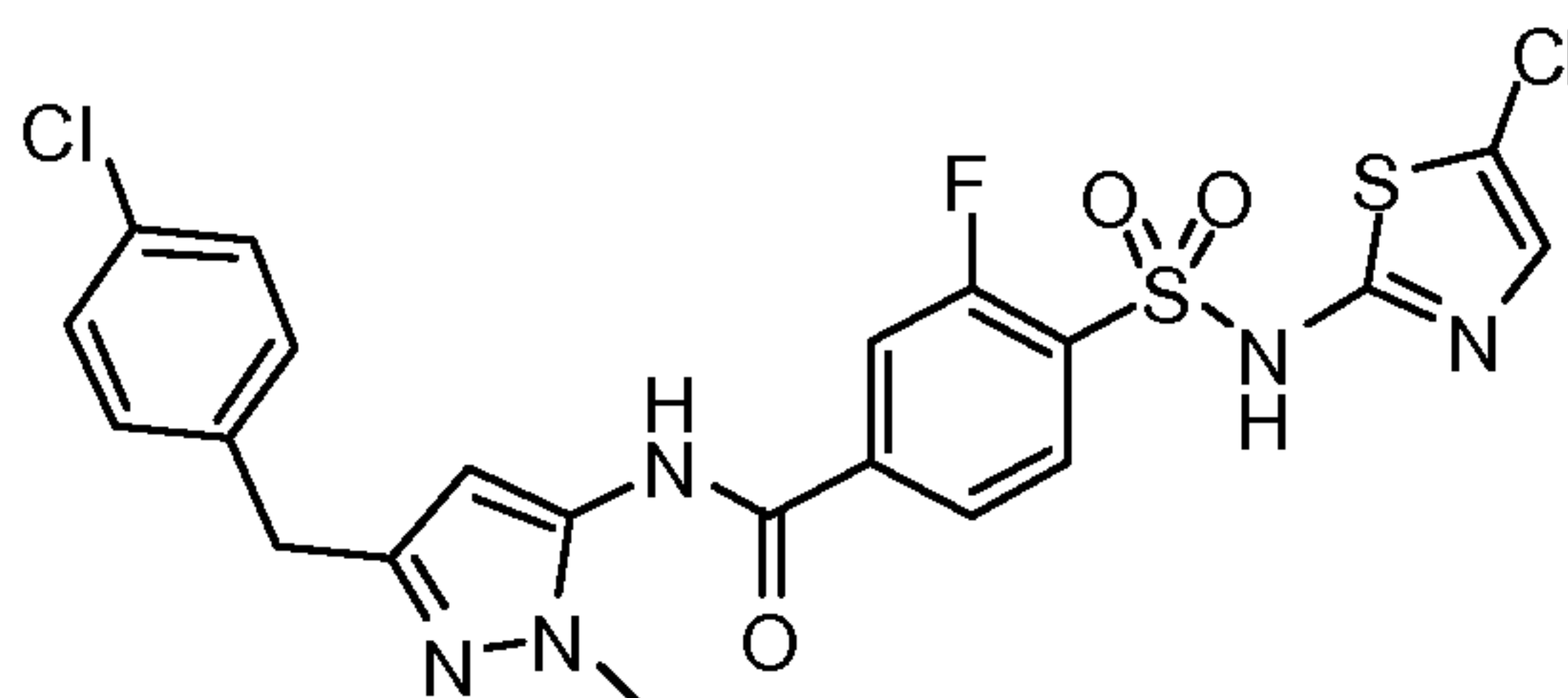
20 were prepared by Method P as described for **Example 375** above. Unless otherwise noted, preparation details are as described for the method referred to.

Table 17

<u>Example</u>	<u>Name</u>	<u>R</u>	<u>Data</u>	<u>Preparation Information</u>
376	2-Chloro-N-[3-fluoro-4-(trifluoromethoxy)benzyl]-4-[(1,2,4-thiadiazol-5-ylamino)sulfonyl]benzamide		LCMS Rt= 2.00 min MS m/z 511-513 [MH] ⁺ ¹ HNMR (d ₆ -DMSO): 4.45 (d, 2 H), 7.30 (d, 1 H), 7.45 (d, 1 H), 7.55 (t, 1 H), 7.65 (d, 1 H), 7.85 (m, 2 H), 8.45 (s, 1 H), 9.20 (t, 1 H)	Method P using, 3-fluoro-4-(trifluoromethoxy) benzylamine
377	2-Chloro-4-[(1,2,4-thiadiazol-5-ylamino)sulfonyl]-N-[4-(trifluoromethyl)benzyl]benzamide		LCMS Rt= 3.01 min MS m/z 477-479 [MH] ⁺ ¹ HNMR (d ₆ -DMSO): 4.55 (d, 2 H), 7.55 (d, 2 H), 7.65 (d, 1 H), 7.70 (d, 2 H), 7.85 (m, 2 H), 8.45 (s, 1 H), 9.20 (t, 1 H)	Method P using, 4-(trifluoromethyl) benzylamine.
378	2-Chloro-N-[3-chloro-4-(trifluoromethoxy)benzyl]-4-[(1,2,4-thiadiazol-5-		LCMS Rt= 1.76 min	Method P using, 3-chloro-4-(trifluoromethox

	ylamino)sulfonyl] benzamide		MS m/z 527-531 [MH] ⁺ ¹ HNMR (d ₆ - DMSO): 4.45 (d, 2 H), 7.45 (d, 1 H), 7.55 (d, 1 H), 7.65 (m, 1 H), 7.70 (s, 2 H), 7.80 (m, 2 H), 8.45 (s, 1 H) 9.25 (t, 1 H)	y) benzylamine
--	--------------------------------	--	---	----------------

EXAMPLE 379

N-[3-(4-chlorobenzyl)-1-methyl-1*H*-pyrazol-5-yl]-4-[(5-chloro-1,3-thiazol-2-yl)amino]sulfonyl-3-fluorobenzamide

5

Method Q

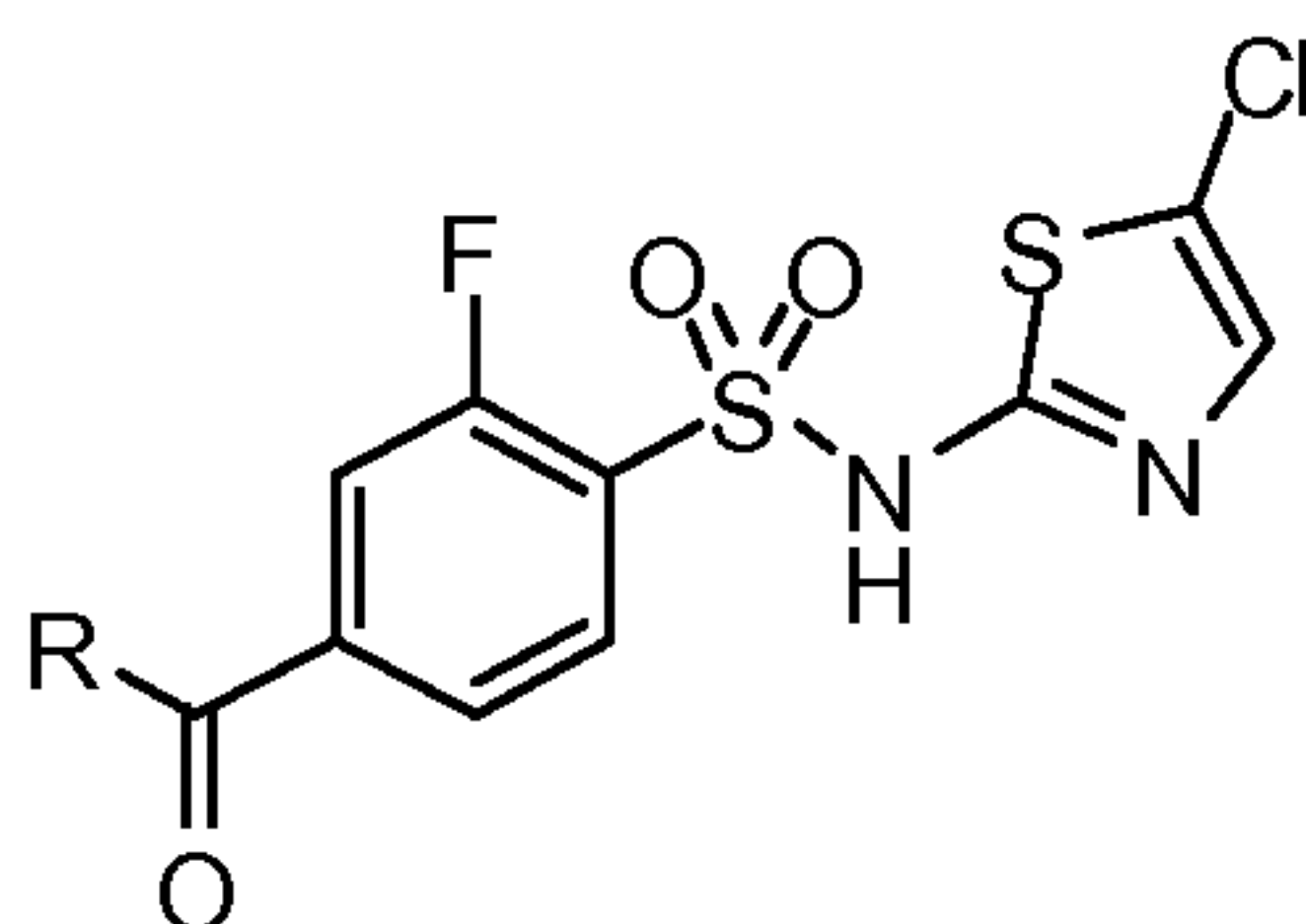
[0405] 4-[(5-Chloro-1,3-thiazol-2-yl)(2,4-dimethoxy-benzyl)sulfonyl]-3-fluorobenzoic acid (**Preparation 25**, 0.0500 g, 0.000103 mol), 5-(4-chloro-benzyl)-2-methyl-2*H*-pyrazol-3-ylamine (0.0239 g, 0.000108 mol) and Et₃N (43 uL, 0.00031 mol) were dissolved in methylene chloride (2 mL, 0.03 mol). HBTU (0.0477 g, 0.000108 mol) was added and the reaction was shaken overnight. The reaction was chromatographed (12 g silica gel column, hexanes to ethyl acetate gradient elution) and product fractions were combined and evaporated to a residue. The residue was dissolved in methylene chloride and TFA (0.25mL) was added. The reaction was allowed to stir for 3 hours. The reaction was concentrated onto Celite and purified by column chromatography (4g silica gel column, hexanes to 10% MeOH in ethyl acetate gradient

15

elution). Product fractions were combined and evaporate to give product as a white solid (19 mg, 33%)

[0406] LCMS Rt= 1.67. MS m/z 540 [M+H]⁺.

[0407] The following examples of general formula:



5

were prepared by Method Q as described for **Example 379** above. Unless otherwise noted, preparation details are as described for the method referred to.

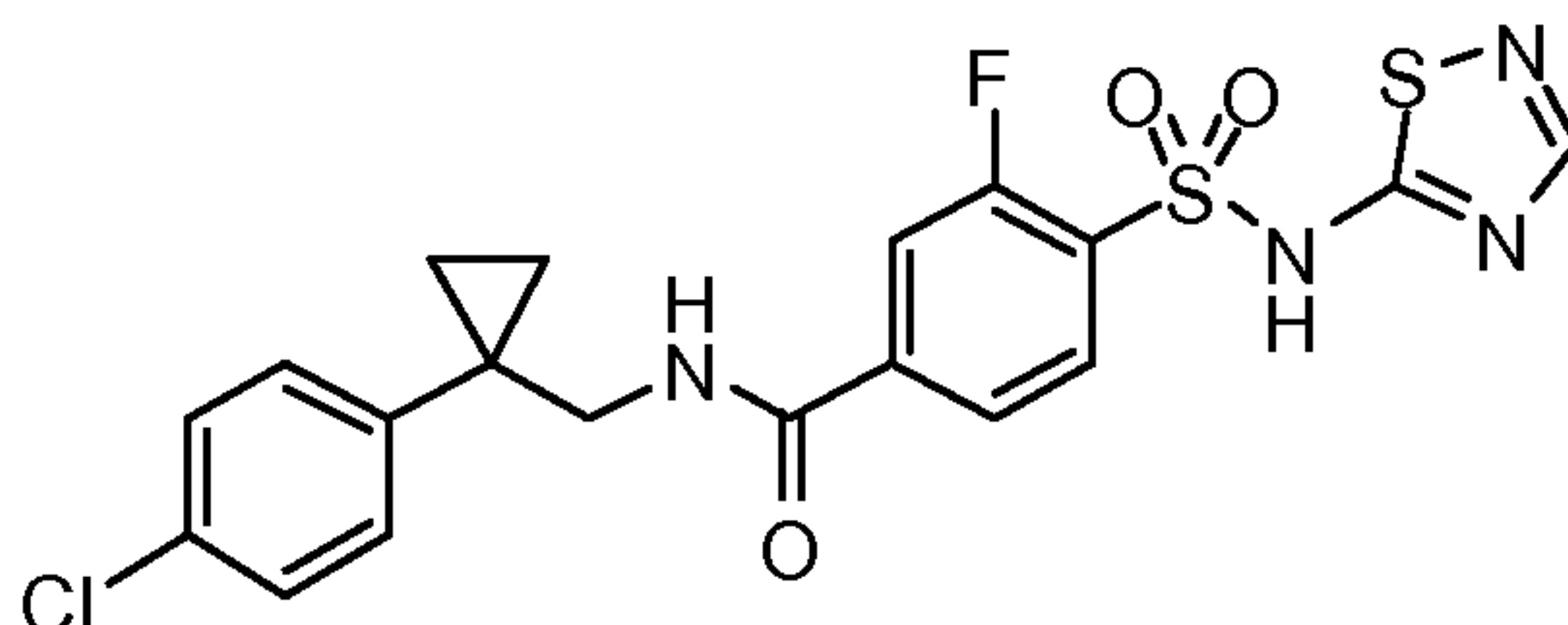
Table 18

<u>Example</u>	<u>Name</u>	<u>R</u>	<u>Data</u>	<u>Preparation Information</u>
380	N-[1-(4-chlorobenzyl)-1H-pyrazol-3-yl]-4-[[5-chloro-1,3-thiazol-2-yl)amino]sulfonyl}-3-fluorobenzamide		LCMS Rt= 1.63 MS m/z 526 [M+H] ⁺	Method Q using 1-(4-chloro- benzyl)-1H - pyrazol-3- ylamine
381	N-[1-(4-chlorobenzyl)-1H-pyrazol-4-yl]-4-[[5-chloro-1,3-thiazol-2-yl)amino]sulfonyl}-3-fluorobenzamide		LCMS Rt= 1.61 MS m/z 526 [M+H] ⁺	Method Q using 1-(4-chloro- benzyl)-1H - pyrazol-4- ylamine

10

EXAMPLE 382

N-[[1-(4-chlorophenyl)cyclopropyl]methyl]-3-fluoro-4-[(1,2,4-thiadiazol-5-ylamino)sulfonyl]benzamide



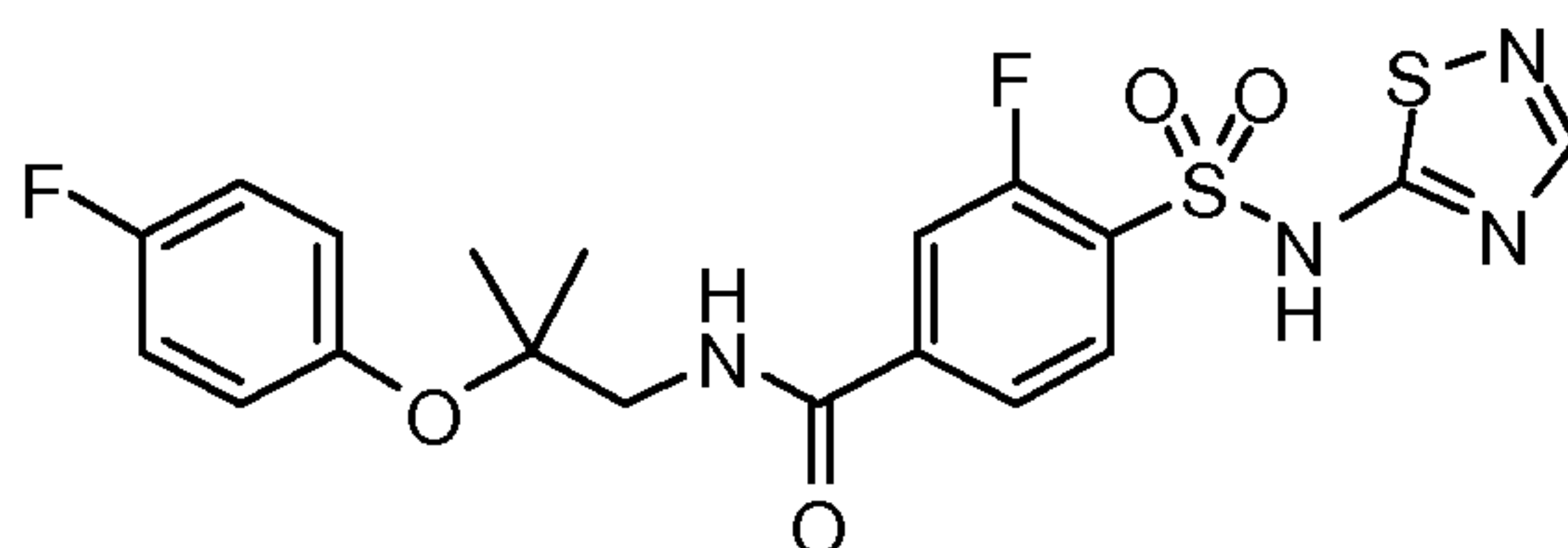
[0408] A solution of 4-[[1-(4-chlorophenyl)cyclopropyl]methyl]amino)carbonyl]-2-fluorobenzenesulfonyl chloride (**Preparation 93**, 205 mg, 0.510 mmol) in acetonitrile (1.0 mL, 19 mmol) was added dropwise to a solution of 1,2,4-thiadiazol-5-amine (155 mg, 1.53 mmol) and sodium hydroxide (61.1 mg, 1.53 mmol) in 1,4-dioxane (1.6 mL, 2.0E1 mmol) and water

(0.32 mL, 18 mmol). After stirring 30 min at ambient temperature, the reaction mixture was quenched with 2 N HCl. The mixture was partitioned with methylene chloride. The aqueous layer was washed with methylene chloride, and the combined organic layers were dried over sodium sulfate, filtered and concentrated onto Celite. The residue was purified via automated flash chromatography (12 g SiO₂, chloroform to 20% MeOH in chloroform). The product containing fractions were concentrated in vacuo, and the residue was dissolved in 1 mL of DMSO, filtered, and purified via reverse-phase HPLC (Prep: Phenomenex 250 x 30.0 mm 15 micron C18 column. 40 mL/min. Gradient 15% B to 100% B over 25 min. Solvent A: 7800 water/200 acetonitrile/8 TFA. Solvent B: 7200 acetonitrile/800 water/8 TFA). The product containing fractions were lyophilized to afford the product as a white powder (37 mg, 15 %).

[0409] LCMS R_t= 1.64. MS m/z 467 [M+H]⁺.

EXAMPLE 383

3-Fluoro-N-[2-(4-fluorophenoxy)-2-methylpropyl]-4-[(1,2,4-thiadiazol-5-ylamino)sulfonyl]benzamide

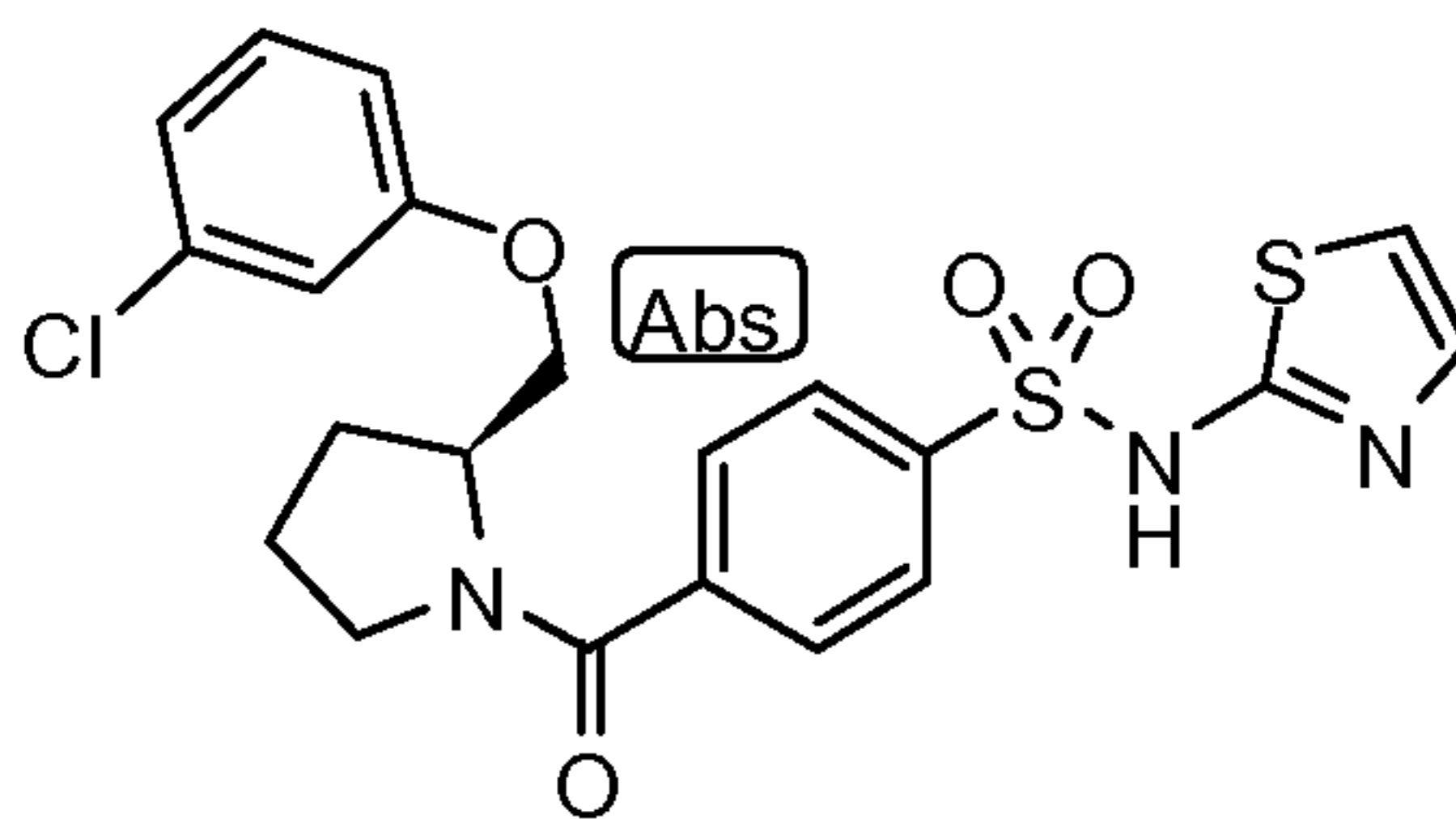


[0410] 2-Fluoro-4-({[2-(4-fluorophenoxy)-2-methylpropyl]amino}carbonyl)benzenesulfonyl chloride (**Preparation 95**, 242 mg, 0.599 mmol) was added portion-wise to a solution of 1,2,4-thiadiazol-5-amine (182 mg, 1.80 mmol) and sodium hydroxide (71.9 mg, 1.80 mmol) in 1,4-dioxane (1.9 mL, 24 mmol) and water (0.37 mL, 21 mmol). After stirring 30 min at ambient temperature, the reaction was quenched with 2 N HCl. The mixture was partitioned with methylene chloride. The aqueous layer was washed with methylene chloride, and the combined organic layers were dried over sodium sulfate, filtered and concentrated onto Celite. The residue was purified via automated flash chromatography (12 g SiO₂, chloroform to 20% MeOH in chloroform). The product containing fractions were concentrated in vacuo, and the residue was dissolved in 1 mL of DMSO, filtered, and purified via reverse-phase HPLC (Prep: Phenomenex 250 x 30.0 mm 15 micron C18 column. 40 mL/min. Gradient 15% B to 100% B over 25 min. Solvent A: 7800 water/200 acetonitrile/8 TFA. Solvent B: 7200 acetonitrile/800 water/8 TFA). The product containing fractions were lyophilized to afford the product as a white powder (48 mg, 16%).

[0411] LCMS Rt= 1.54. MS m/z 469 [M+H]⁺.

EXAMPLE 384

4-((2S)-2-[(3-chlorophenoxy)methyl]pyrrolidin-1-yl)carbonyl)-N-1,3-thiazol-2-ylbenzenesulfonamide

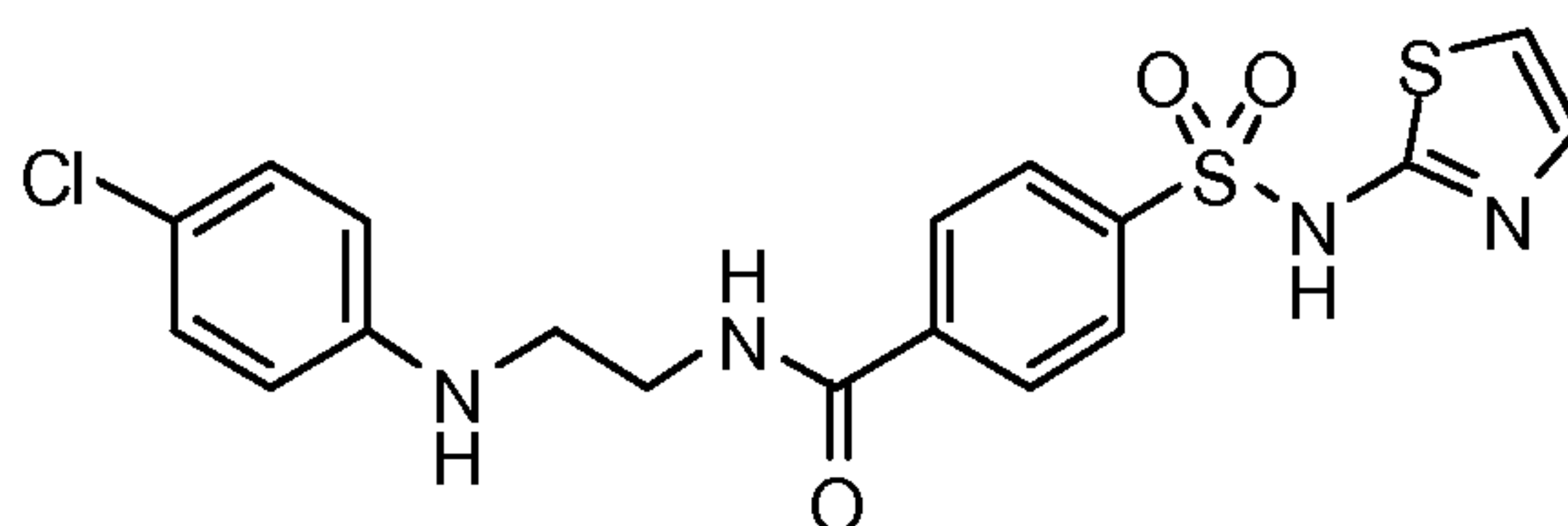


5 [0412] A mixture of 4-iodo-N-1,3-thiazol-2-ylbenzenesulfonamide (**Preparation 98**, 150 mg, 0.41 mmol), (2S)-2-(3-chloro-phenoxy)methyl-pyrrolidine hydrochloride (**Preparation 90**, 430 mg, 2.0 mmol), hexacarbonylmolybdenum (50 mg, 0.2 mmol), palladium(II) acetate (4 mg, 0.02 mmol), and sodium carbonate (130 mg, 1.2 mmol) in water (0.82 mL, 45 mmol) was
 10 heated 20 min at 110°C in the microwave. The reaction mixture was diluted with 1 N HCl and extracted with ethyl acetate. The combined organic layers were washed with brine, dried over sodium sulfate, filtered and concentrated in vacuo. The residue was taken up in 1.2 mL of DMSO, filtered, and purified via HPLC (Prep: Phenomenex 250 x 30.0 mm 15 micron C18 column. 40 mL/min. Gradient 15% B to 100% B over 25 min. Solvent A: 7800 water/200
 15 acetonitrile/8 TFA. Solvent B: 7200 acetonitrile/800 water/8 TFA).

[0413] LCMS Rt= 1.58 min. MS m/z 478 [M+H]⁺.

EXAMPLE 385

N-{2-[(4-chlorophenyl)amino]ethyl}-4-[(1,3-thiazol-2-ylamino)sulfonyl]benzamide



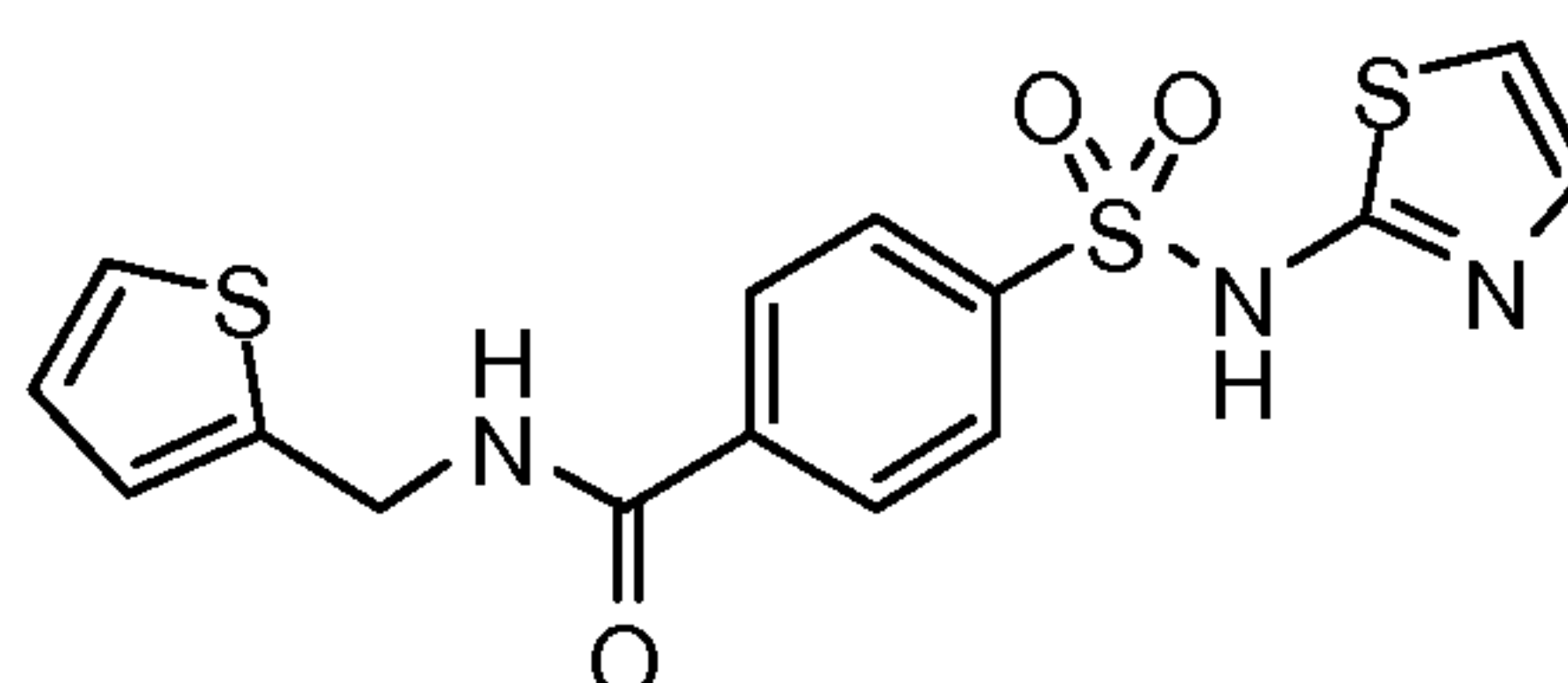
20 [0414] A mixture of 4-iodo-N-1,3-thiazol-2-ylbenzenesulfonamide (**Preparation 98**, 0.2 g, 0.5 mmol), N-(2)-(4-tert-butyl-phenyl)-2-methyl-propane-1,2-diamine (0.55 g, 2.5 mmol), hexacarbonylmolybdenum (70 mg, 0.2 mmol), palladium(ii) acetate (6 mg, 0.02 mmol), and sodium carbonate (200 mg, 2 mmol) in water (1.5 mL, 83 mmol) was heated 30 min at 110°C in the microwave. The reaction mixture was diluted with 1 N HCl and extracted with ethyl
 25 acetate. The combined organic layers were washed with brine, dried over sodium sulfate,

filtered and concentrated in vacuo. The residue was dissolved in methylene chloride/MeOH and MP-Carbonate (2.73 mmol/g loading; 0.9 g, 2.50 mmol) was added. After stirring 1 h, LC/MS analysis indicated complete capture of the target compound. The resin was washed with methylene chloride then stirred in 8:1 methylene chloride/AcOH. LC/MS analysis
 5 indicated the target compound was released from the resin (not quantified). The mixture was filtered. The filtrate was concentrated in vacuo, and the residue was lyophilized from water/acetonitrile. The resulting solid was triturated with methylene chloride and ether. The resulting solid was purified via HPLC (Prep: Phenomenex 250 x 30.0 mm 15 micron C18 column. 40 mL/min. Gradient 15% B to 100% B over 25 min. Solvent A: 7800 water/200
 10 acetonitrile/8 TFA. Solvent B: 7200 acetonitrile/800 water/8 TFA).

[0415] LCMS Rt=1.41 min. MS m/z 437 [M+H]⁺

EXAMPLE 386

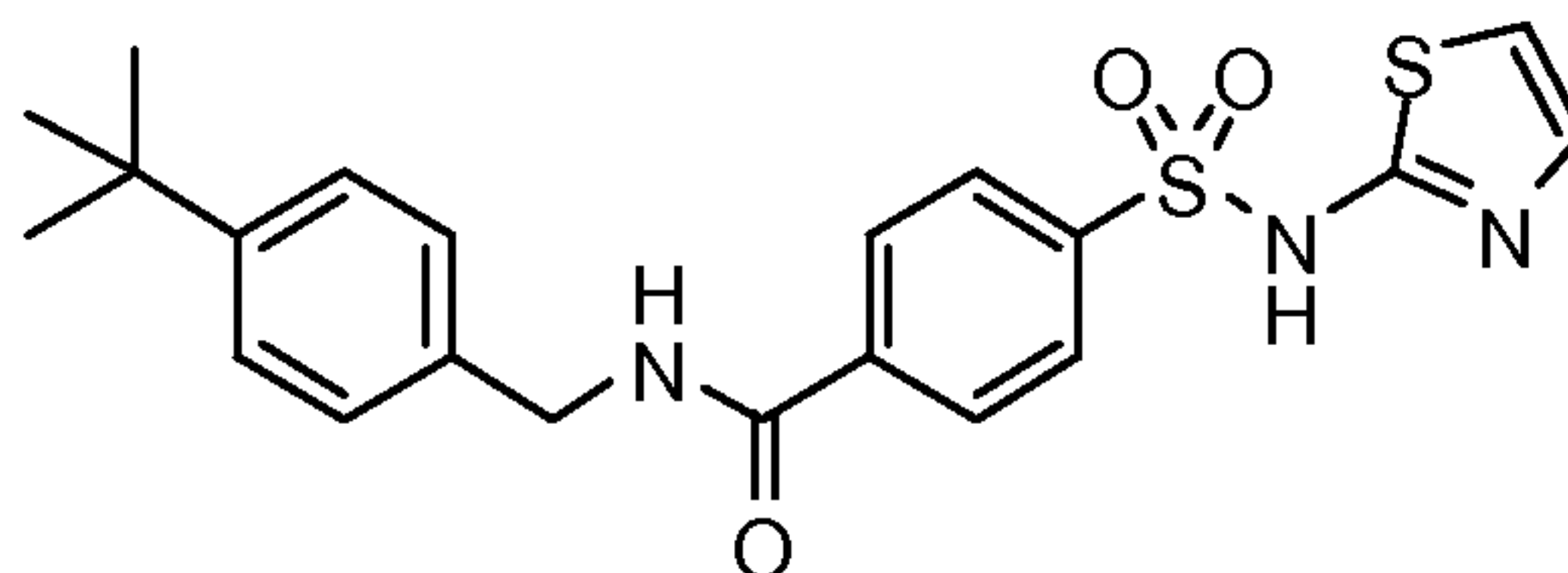
4-[(1,3-Thiazol-2-ylamino)sulfonyl]-N-(2-thienylmethyl)benzamide



15 [0416] 4-Iodo-N-1,3-thiazol-2-ylbenzenesulfonamide (**Preparation 98**, 200 mg, 0.5 mmol), thiophene-2-methanamine (280 uL, 2.7 mmol), hexacarbonylmolybdenum (70 mg, 0.3 mmol), palladium(II) acetate (6 mg, 0.03 mmol), and sodium carbonate (170 mg, 1.6 mmol) in water (1.1 mL, 61 mmol) was heated 30 min at 110°C in the microwave. The reaction mixture was
 20 washed with brine, dried over sodium sulfate, filtered and concentrated in vacuo. The residue was dissolved in methylene chloride/MeOH and MP-Carbonate (2.73 mmol/g loading; 1.0 g, 2.73 mmol) was added. After stirring 1 h, LC/MS analysis indicated complete capture of the target compound. The resin was washed with methylene chloride then stirred in 8:1
 25 methylene chloride/AcOH. LC/MS analysis indicated the target compound was released from the resin (not quantified). The material was further purified on the Isco (12 g SiO₂, ethyl acetate to 4:1 ethyl acetate-MeOH).

[0417] LCMS Rt=1.26 min. MS m/z 380 [M+H]⁺.

EXAMPLE 387

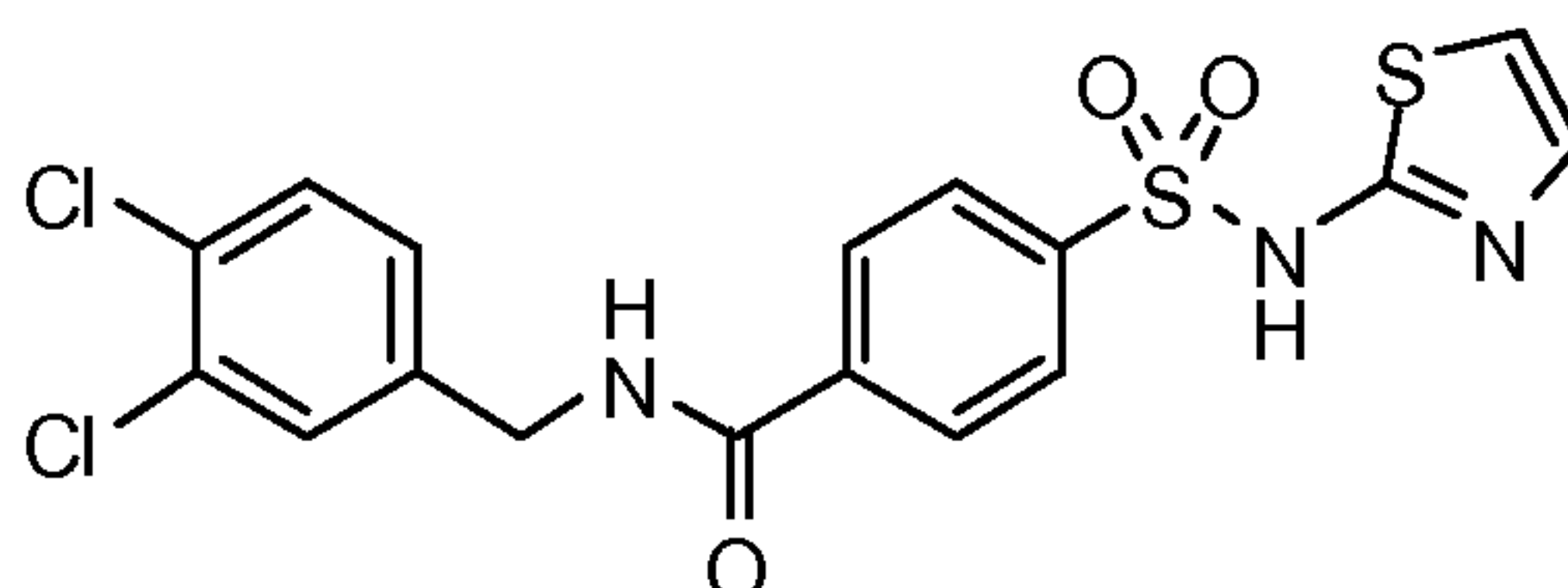
N-(4-*tert*-butylbenzyl)-4-[(1,3-thiazol-2-ylamino)sulfonyl]benzamide

[0418] 4-{[(2,4-Dimethoxybenzyl)(1,3-thiazol-2-yl)amino]sulfonyl}benzoic acid

5 (Preparation 99, 1.30E3 mg, 0.00300 mol), HBTU (1400.8 mg, 0.0031671 mol) and Et₃N (1.07 mL, 0.00766 mol) were mixed in methylene chloride (10 mL, 0.2 mol). 4-*tert*-butylbenzylamine (424.1 mg, 0.002598 mol) was added and the reaction stirred overnight. The reaction was washed with saturated sodium bicarbonate (aq) followed by 0.5N HCl. The organic phase was separated and dried over magnesium sulfate, then treated with activated
 10 carbon and filtered through a Celite pad. The solvent was removed in vacuo to give an oily residue. The residue was triturated with DCM and the solid collected by filtration. LCMS analysis of the solid revealed cleavage of the dimethoxybenzyl protection group had occurred. The gray solid was saved. The filtrate was purified by column chromatography, chloroform to 10% MeOH in chloroform gradient eluent. Product fractions were combined and evaporated to
 15 an oily residue. The residue was triturated with methylene chloride and beige solid collected. The solid products from steps 4 and 5 were combined and dissolved in 1N NaOH (aq). The solution was washed 3X with diethyl ether. The basic aqueous phase was treated with activated carbon and filtered through a Celite pad. The pale yellow filtrate was slowly acidified to pH 2-3 with 6N HCl (aq). The resultant precipitate was collected by filtration.
 20 Vacuum drying yielded 511 mg of product as a white powder.

[0419] LCMS Rt=1.58 min. MS m/z 430 [M+H]⁺.

EXAMPLE 388

N-(3,4-dichlorobenzyl)-4-[(1,3-thiazol-2-ylamino)sulfonyl]benzamide

25 [0420] 4-{[(2,4-Dimethoxybenzyl)(1,3-thiazol-2-yl)amino]sulfonyl}benzoic acid

(Preparation 99, 1.30E3 mg, 0.00300 mol), HBTU (1400.8 mg, 0.0031671 mol) and Et₃N (1.07 mL, 0.00766 mol) were mixed in methylene chloride (10 mL, 0.2 mol). 3,4-

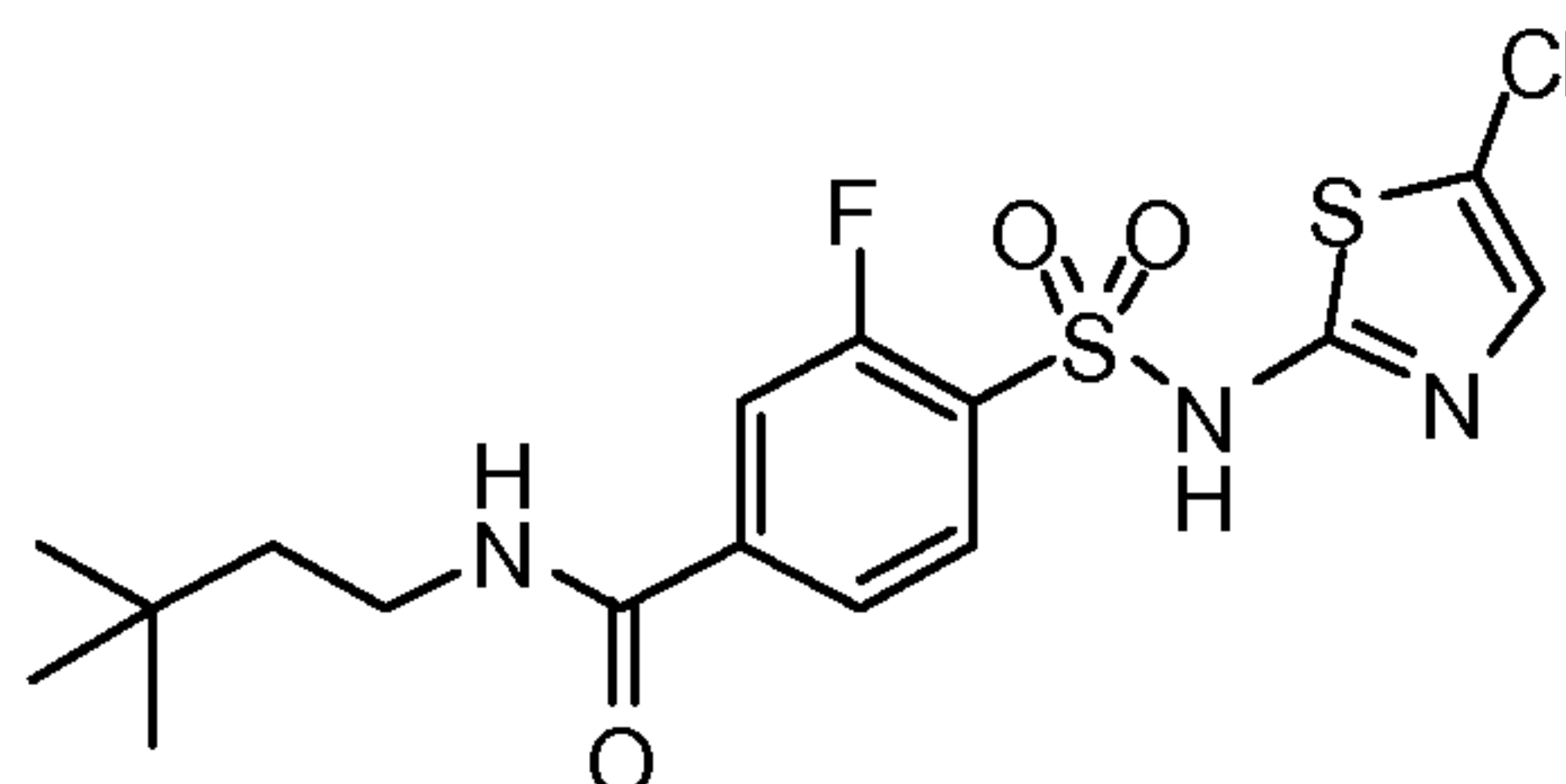
dichlorobenzylamine (457.3 mg, 0.002598 mol) was added and the reaction stirred overnight. The reaction was washed with saturated sodium bicarbonate (aq). The organic phase was separated and dried over magnesium sulfate, the solvent was removed in vacuo to give an oily residue. The residue was purified by column chromatography (40 g silica gel column, hexanes to 50% ethyl acetate-hexanes gradient elution). Product fractions were combined and evaporated to give 1.13 g of the protected benzamide intermediate. The residue was dissolved in DCM and TFA was added dropwise until wet pH paper turned acidic when held above the reaction. After 30 minutes of stirring at room temperature, the solid precipitate was collected by filtration. The solid was rinsed with DCM, then ethyl ether. The solid was dissolved in 0.5N NaOH (5 mL) and filtered. The filtrate was washed 2X with ethyl ether, then treated with activated carbon and filtered through Celite. The pale yellow filtrate was acidified to pH 2 with 6N HCl. The white precipitate was collected by filtration and rinsed with water then ethyl ether. Vacuum drying yielded 446 mg of product as a white powder.

[0421] LCMS Rt=1.49 min. MS m/z 442 [M+H]⁺.

15

EXAMPLE 389

4-[[5-Chloro-1,3-thiazol-2-yl)amino]sulfonyl]-N-(3,3-dimethylbutyl)-3-fluorobenzamide



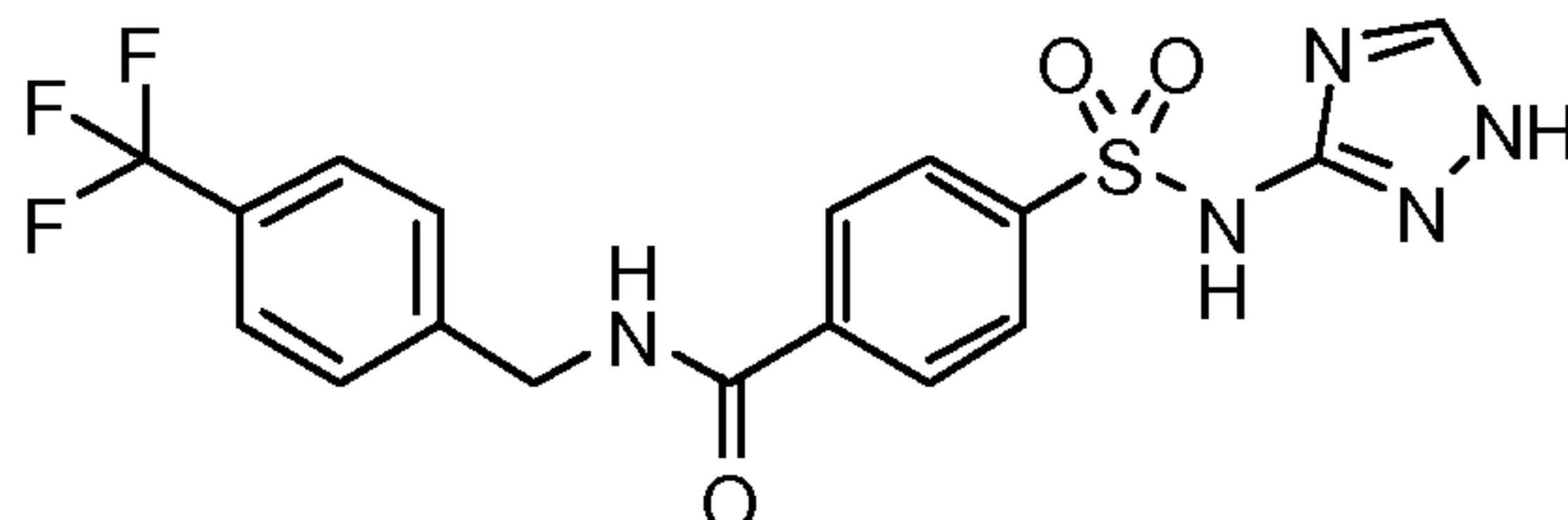
[0422] 4-[[5-Chloro-1,3-thiazol-2-yl)amino]sulfonyl]-3-fluorobenzoic acid (**Preparation 25**, 55.0 mg, 0.113 mmol) and Et₃N (40.2 μL, 0.288 mmol) were mixed in N,N-dimethylformamide (0.6 mL, 8 mmol). 3,3-dimethylbutylamine (16.7 μL, 0.124 mmol) was added and the reaction stirred overnight. After 18 h, the reaction mixture was diluted with saturated aqueous sodium bicarbonate and extracted with ethyl acetate. The combined organic layers were washed with brine, dried over sodium sulfate, filtered and concentrated in vacuo. The residue was purified via automated flash chromatography (12 g SiO₂, hexanes to ethyl acetate) to afford the product as a yellow oil. The intermediate was taken up in methylene chloride (5.0 mL, 78 mmol) and TFA (500 μL, 6 mmol) was added. After stirring 30 min, the reaction mixture was diluted with ether and concentrated onto Celite. The residue was purified via automated flash chromatography (12 g SiO₂, chloroform to 20% MeOH in chloroform). The product containing fractions were concentrated onto Celite and re-purified via automated

flash chromatography (12 g SiO₂, hexanes to 10% MeOH in ethyl acetate) to afford the product as a white solid.

[0423] LCMS Rt=1.59 min. MS m/z 420 [M+H]⁺.

EXAMPLE 390

5 4-[(1H-1,2,4-triazol-3-ylamino)sulfonyl]-N-[4-(trifluoromethyl)benzyl]benzamide

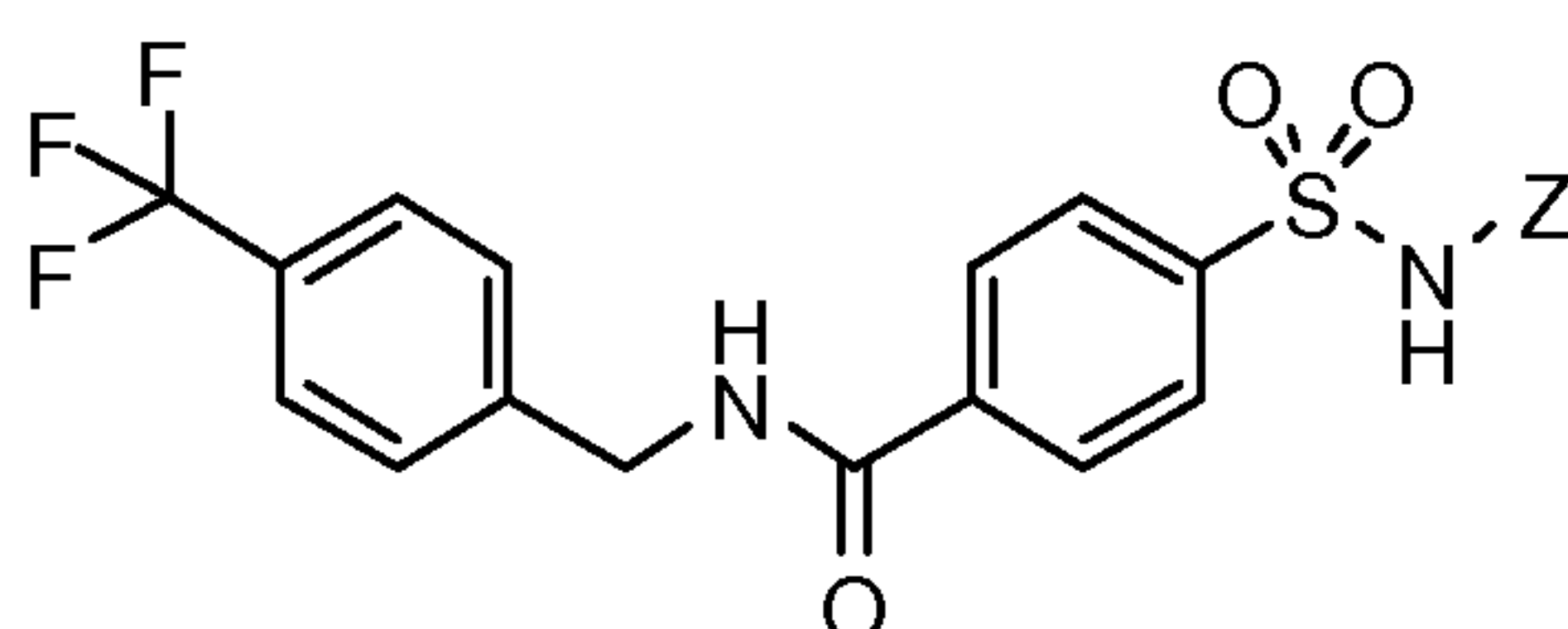


Method R

[0424] 4-(1H-1,2,4-Triazol-3-ylsulfamoyl)-N-(4-trifluoromethyl-benzyl)-benzamide. A solution/suspension of 4-(4-trifluoromethyl-benzylcarbamoyl)-benzenesulfonyl chloride (200 mg, 0.5 mmol) in methylene chloride (1.0 mL, 16 mmol) was added portion-wise to a 0°C solution of 3-amino-1,2,4-triazole (48.9 mg, 0.581 mmol) in pyridine (1.0 mL, 12 mmol). After addition was complete, the ice-bath was removed, and the reaction mixture was warmed to rt. After 16 h, the reaction mixture was diluted with methylene chloride and partitioned with 1 N HCl. The layers were separated and the aqueous layer was extracted with methylene chloride. The combined organic layers were washed with water, diluted with ethyl acetate, dried over sodium sulfate, filtered and concentrated in vacuo. The residue was loaded onto Celite and purified on the Isco (12 g cartridge, chloroform to 12% MeOH in chloroform) to afford the title compound (150 mg, 60%).

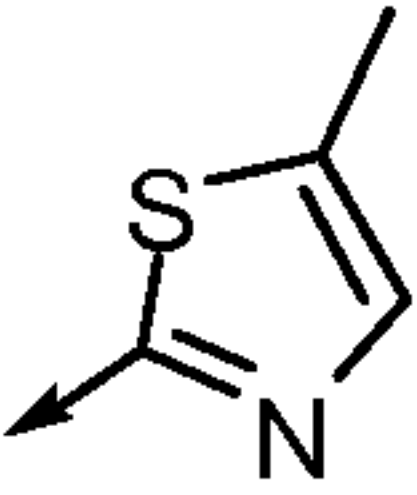
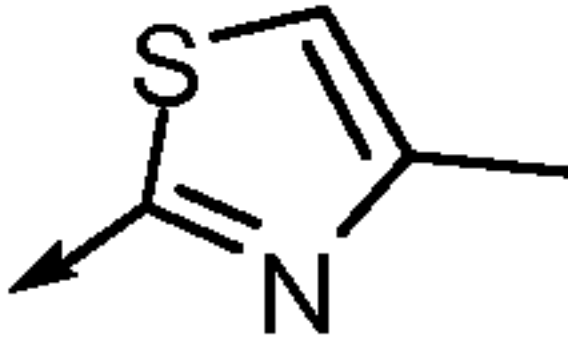
[0425] LCMS Rt=1.46 min. MS m/z 426 [M+H]⁺.

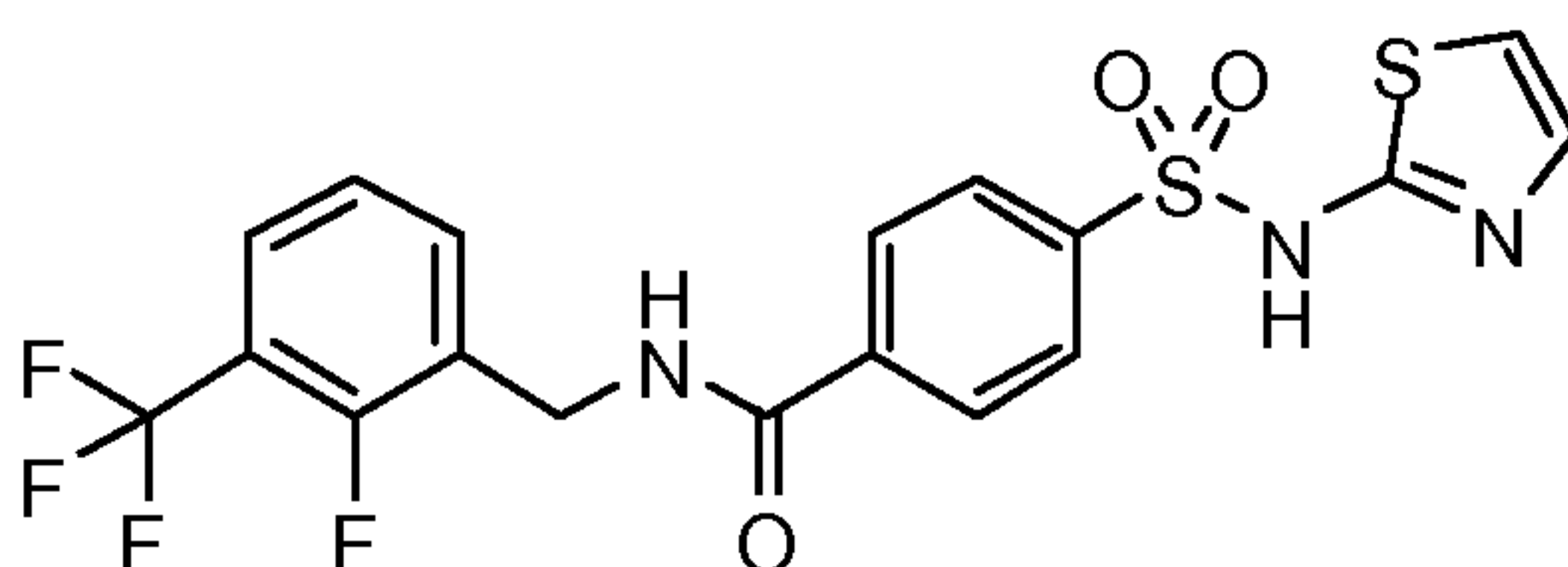
20 [0426] The following examples of general formula:



were prepared by Method R as described for **Example 390** above. Unless otherwise noted, preparation details are as described for the method referred to.

Table 19

<u>Example</u>	<u>Name</u>	<u>Z</u>	<u>Data</u>	<u>Preparation Information</u>
22	4-[[5-methyl-1,3-thiazol-2-yl)amino]sulfonyl}-N-[4-(trifluoromethyl)benzyl] benzamide		Rt=1.49 min MS m/z 456 [M+H] ⁺	Method R using 2-amino-5-methylthiazole
391	4-[[4-methyl-1,3-thiazol-2-yl)amino]sulfonyl}-N-[4-(trifluoromethyl)benzyl] benzamide		Rt=1.47 min MS m/z 456 [M+H] ⁺	Method R using 2-amino-4-methylthiazole

EXAMPLE 392**N-[2-fluoro-3-(trifluoromethyl)benzyl]-4-[(1,3-thiazol-2-ylamino)sulfonyl]benzamide**

5

Method S

[0427] 4-[(2,4-Dimethoxy-benzyl)-thiazol-2-yl-sulfamoyl]-benzoic acid (**Preparation 99**, 3.00 g, 6.90 mmol) was mixed with N,N-dimethylformamide (9 mL, 100 mmol) and stirred in an icebath. HATU (2.783 g, 7.319 mmol) was added to the reaction. While cooling in an icebath, N,N-diisopropylethylamine (3.61 mL, 20.7 mmol) was added to the reaction portion-wise, keeping the temperature below 10°C during the addition. The solution cleared after the addition of the DIEA. 2-Fluoro-3-(trifluoromethyl)benzylamine (1.60 g, 8.28 mmol) was added dropwise, keeping the temperature below 10°C during the addition. The addition was exothermic. The reaction was quenched with water (30 mL, 2000 mmol). The reaction was extracted with 3 x with ether (30 mL, 300 mmol). The combined organic phase was washed with saturated sodium bicarbonate (100 mL) and brine (100 mL) then dried over magnesium sulfate and evaporated to a residue. The residue was chromatographed through a silica gel column (80g Isco column). The column was eluted with a gradient from hexanes to 1-1 ethyl acetate-hexanes. Product fractions were combined and evaporated to give a yellow oil. The product was used as-is in the next step.

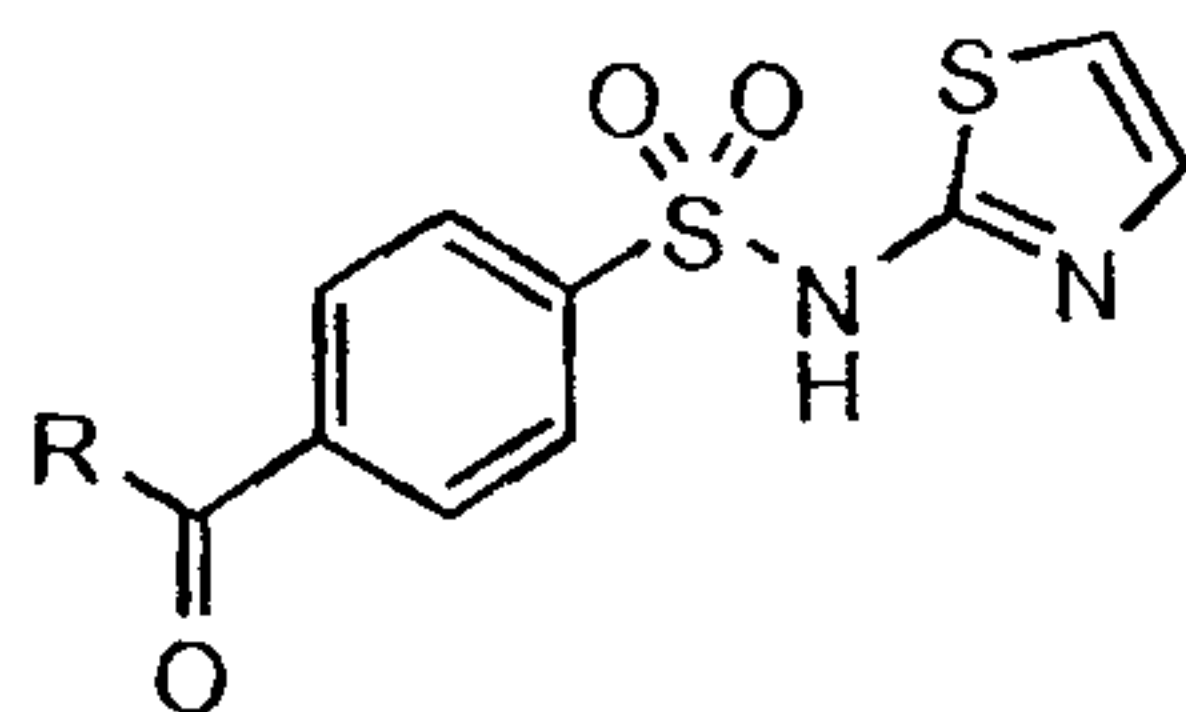
20

72859-337

[0428] 4-[(2,4-Dimethoxy-benzyl)-thiazol-2-yl-sulfamoyl]-N-(2-fluoro-3-trifluoromethyl-benzyl)-benzamide (4.21 g, 0.00677 mol) was dissolved in methylene chloride (40 mL, 0.6 mol) and TFA (1.06 mL, 0.0138 mol) was added. After stirring for 2 hours the reaction was diluted with ethyl ether (80mL) and the solid collected by filtration. The solids from step 2 was slurried in water (10 mL, 0.6 mol) and 1.0 M of sodium hydroxide in water (1.0E1 mL) was added. EtOH (20 mL) was added to help solubilize the sample. The combined filtrate was treated with activated carbon and filtered through a Celite pad. 50mL of 0.5N NaOH was used to rinse the Celite pad. The yellow solution was acidified to pH 2-3 with 6N HCl (aq). The precipitate was allowed to stir for 1 hour, then collected by filtration. The solid was rinsed with water, then ether (2X). Vacuum drying yielded 1.30 g of white powder (41%).

[0429] Rt=1.47 min. MS m/z 460 [M+H]⁺.

[0430] The following examples of the general formula

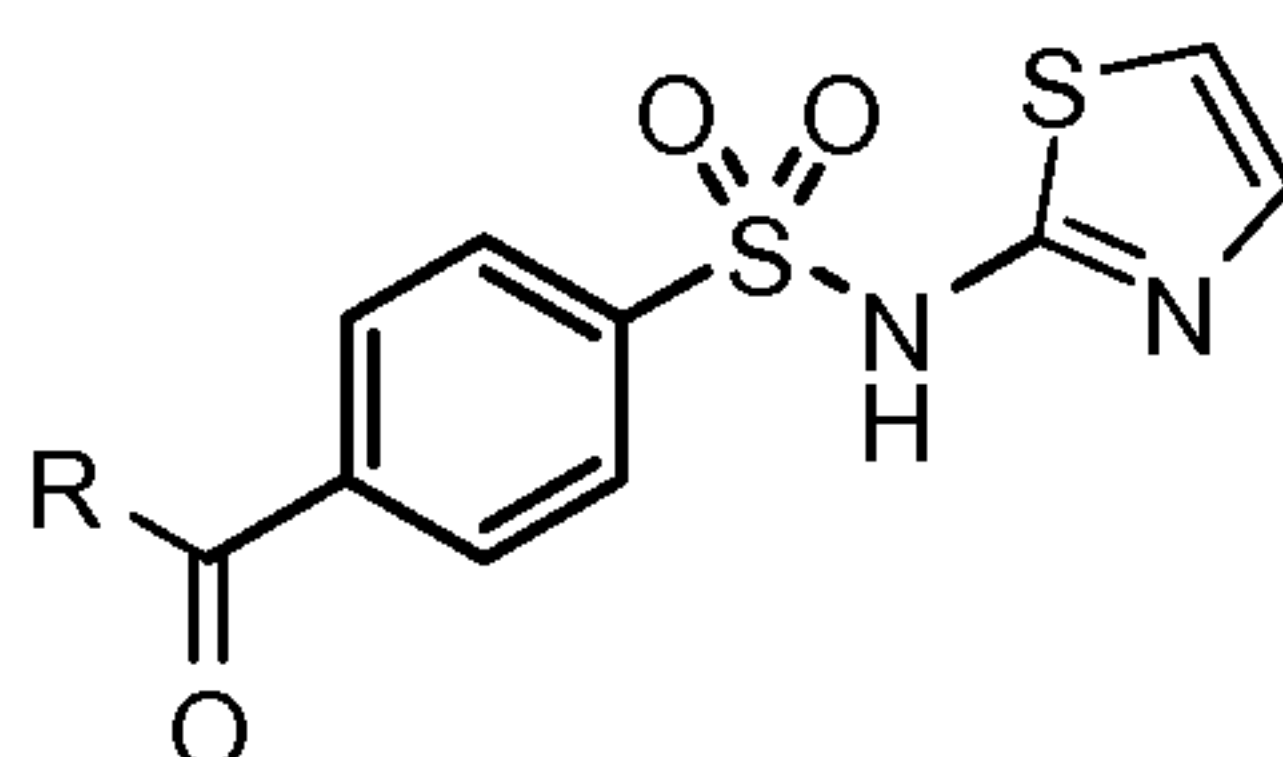


were prepared by Method S as described for Example 392 above. Unless otherwise noted, preparation details are as described for the method referred to.

Table 20

<u>Example</u>	<u>Name</u>	<u>R</u>	<u>Data</u>	<u>Preparation Information</u>
393	N-[3-fluoro-4-(trifluoromethyl)benzyl]-4-[(1,3-thiazol-2-yl amino)sulfonyl]benzamide		Rt=1.46 min MS m/z 460 [M+H] ⁺	Method S using 3-fluoro-4-(trifluoromethyl)benzylamine
394	N-[3-fluoro-4-(trifluoromethoxy)benzyl]-4-[(1,3-thiazol-2-yl amino)sulfonyl]benzamide		Rt=1.50 min MS m/z 476 [M+H] ⁺	Method S using 3-fluoro-4-(trifluoromethoxy)benzylamine
395	N-[4-chloro-3-(trifluoromethyl)benzyl]-4-[(1,3-thiazol-2-yl amino)sulfonyl]benzamide		Rt=1.51 min MS m/z 476 [M+H] ⁺	Method S using 4-chloro-3-(trifluoromethyl)benzylamine

[0431] The following examples of general formula:

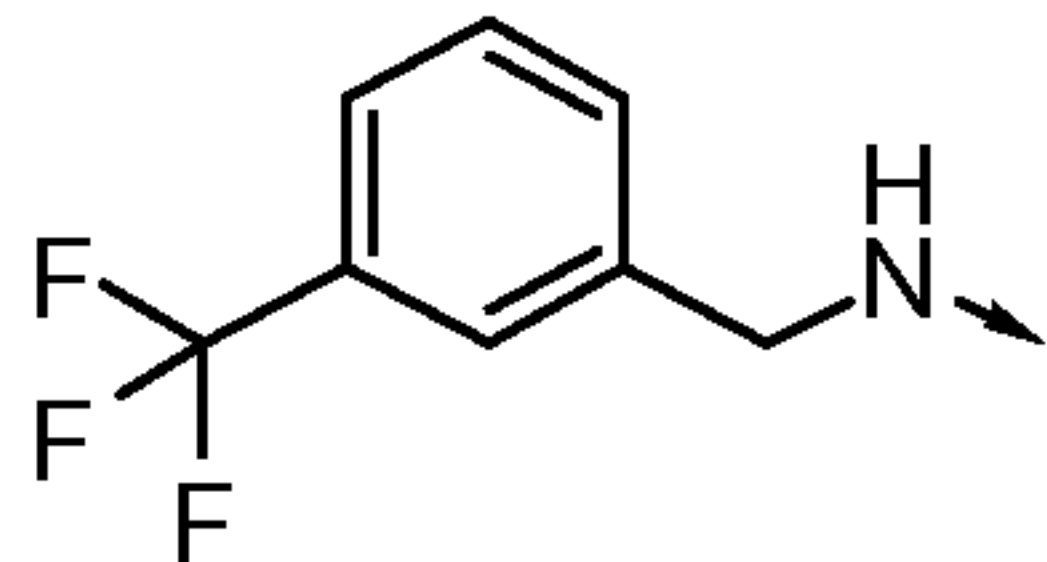
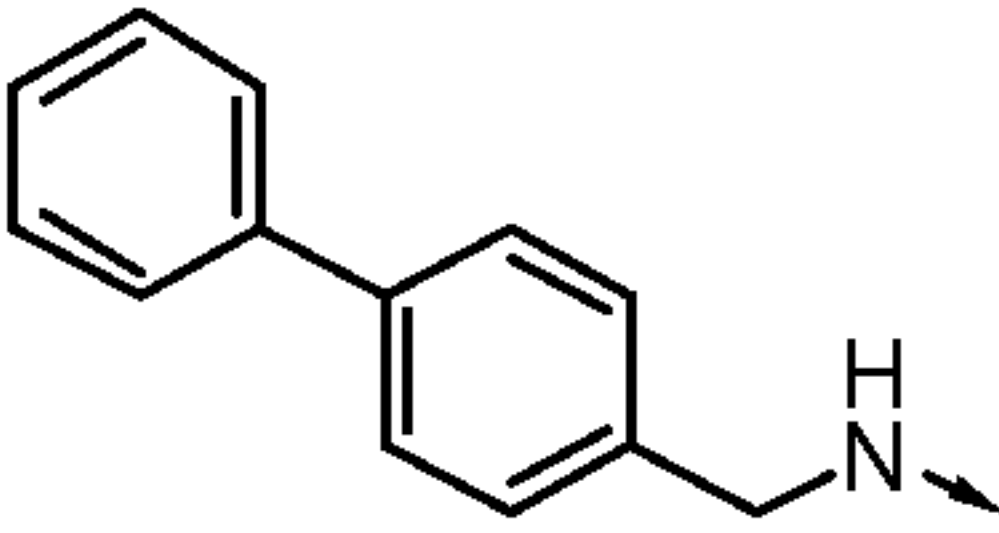
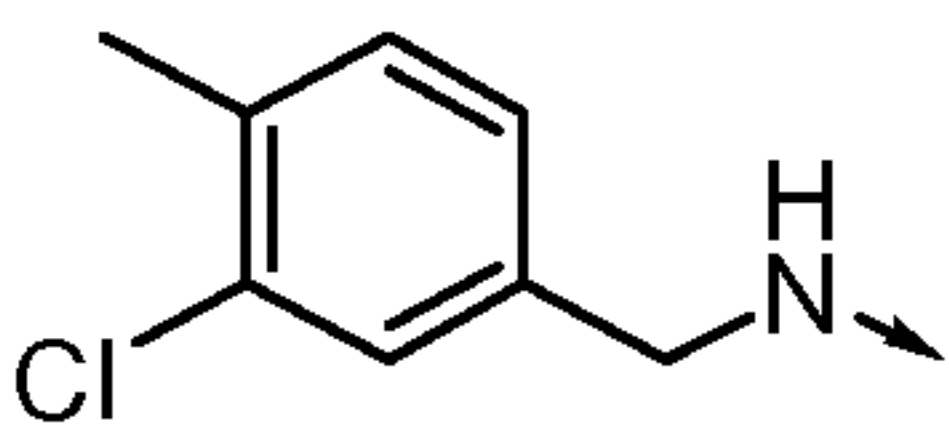
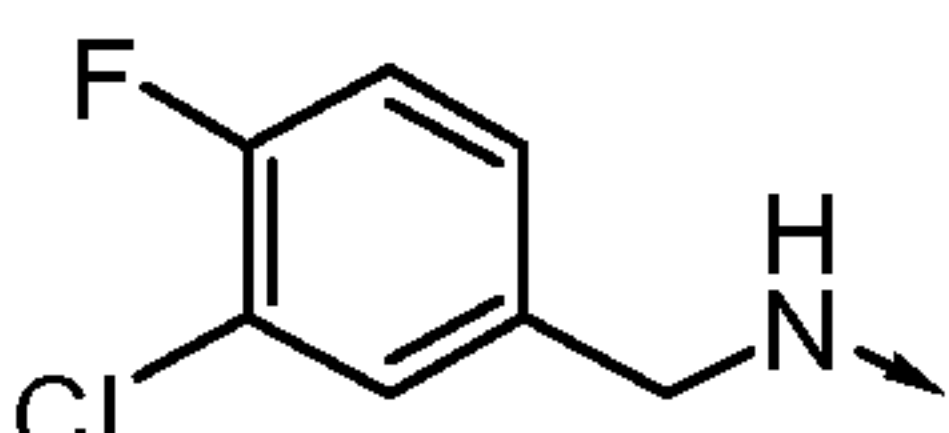
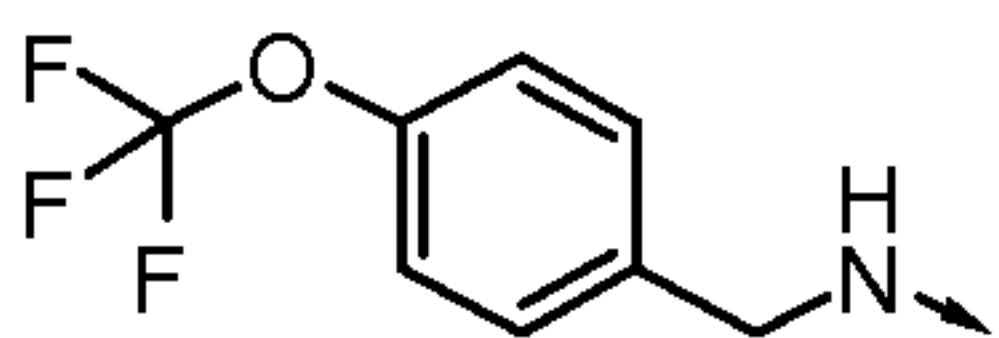
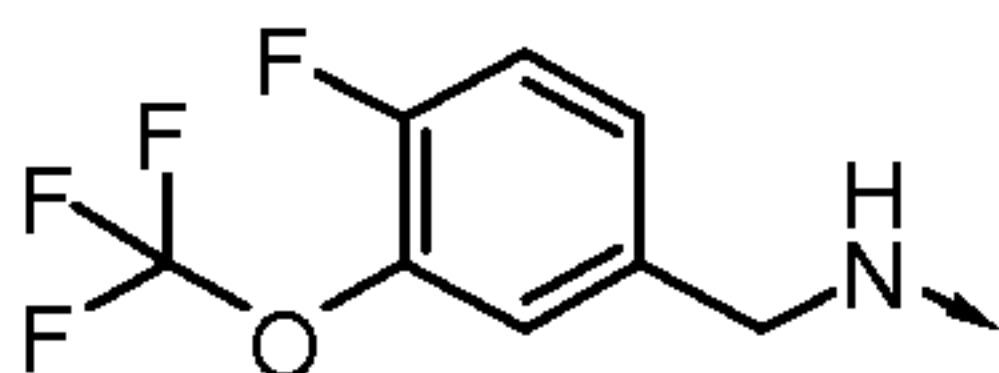
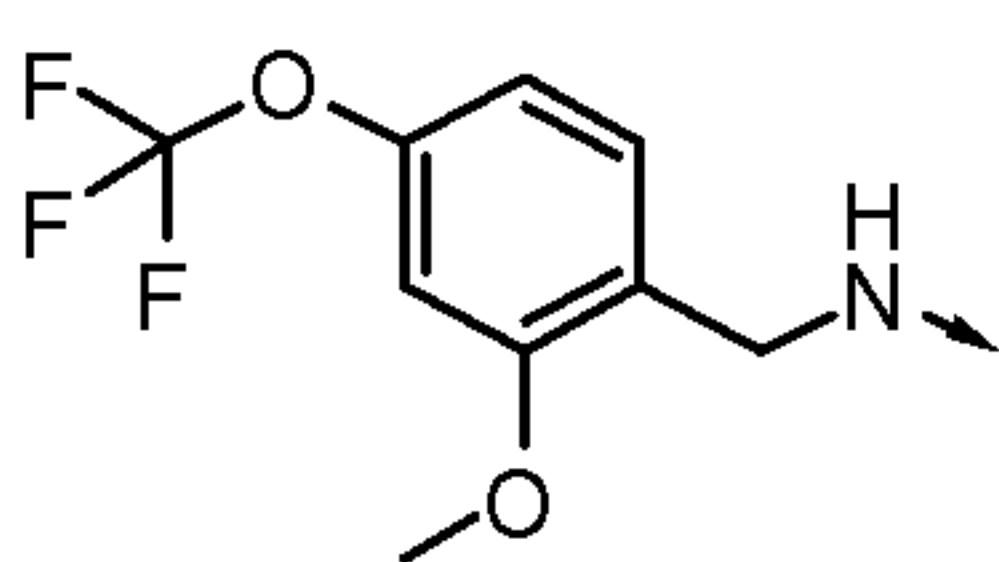
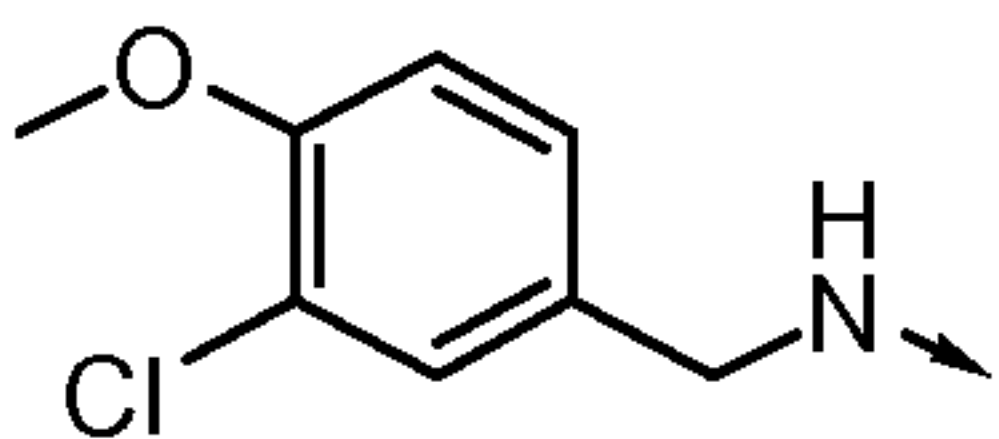
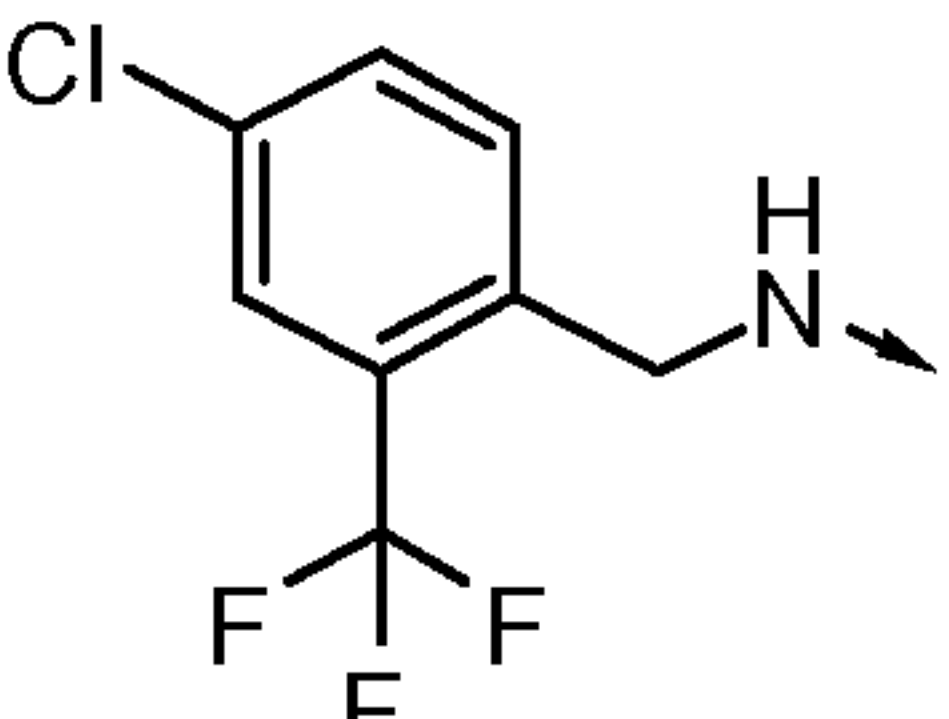


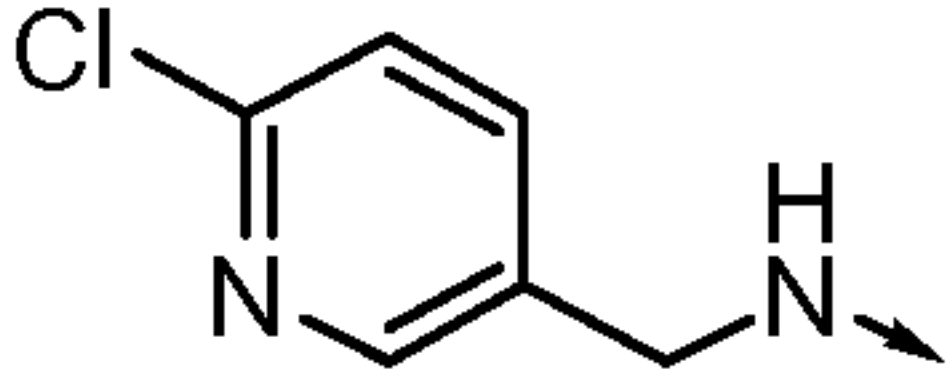
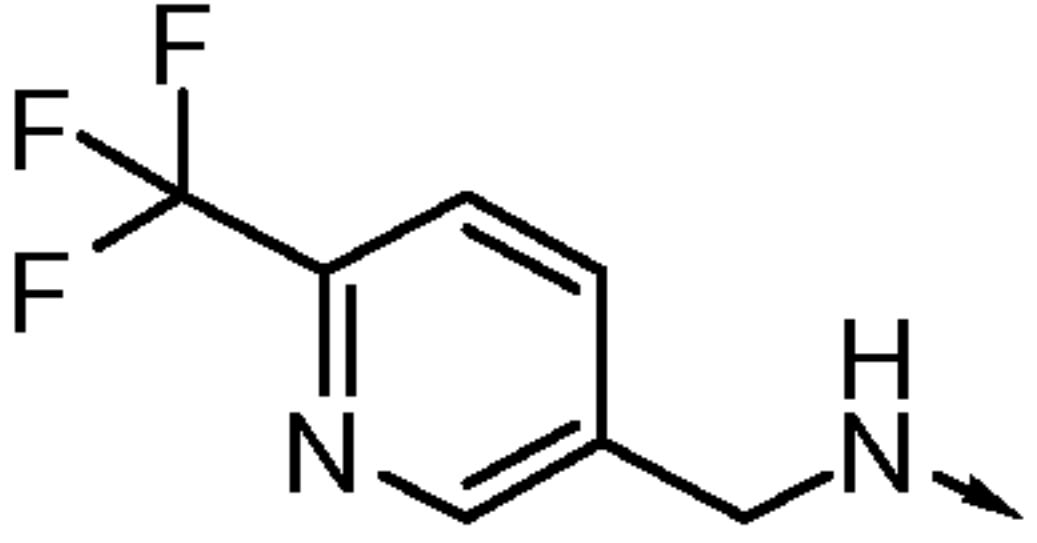
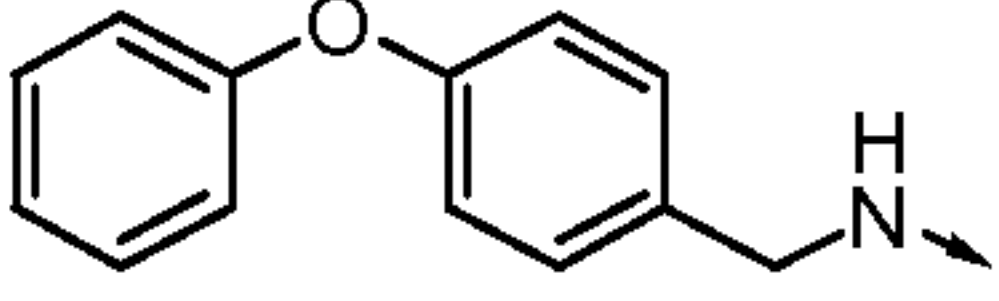
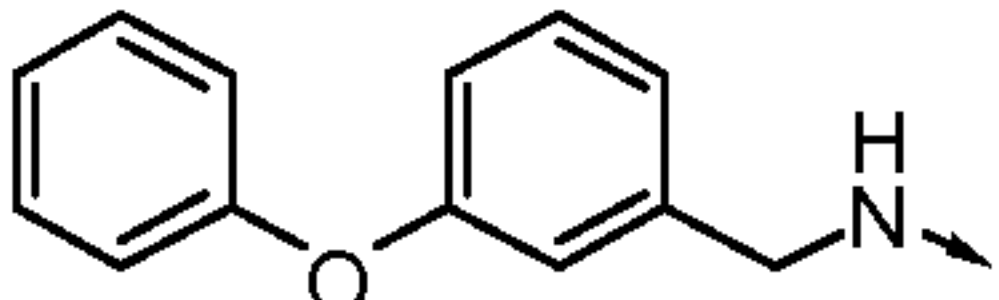
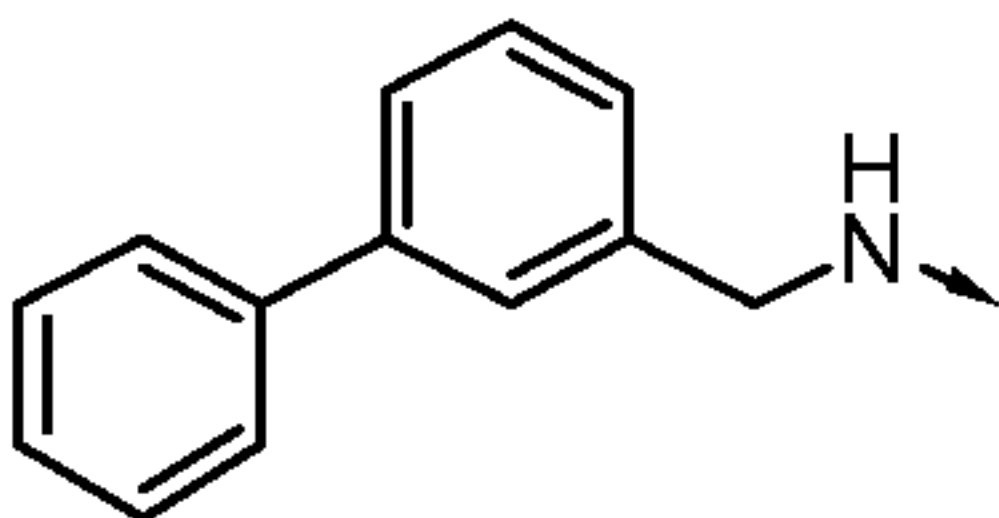
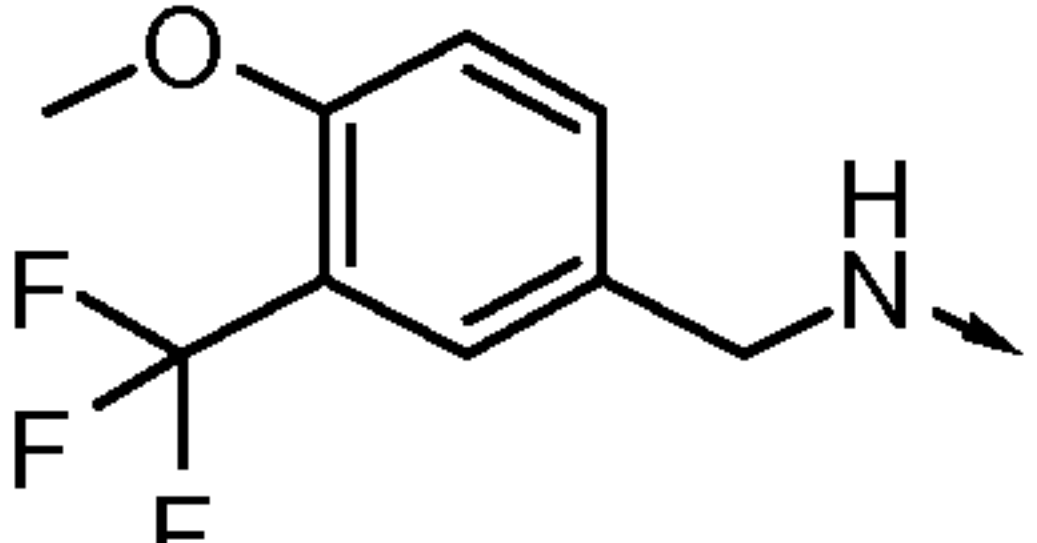
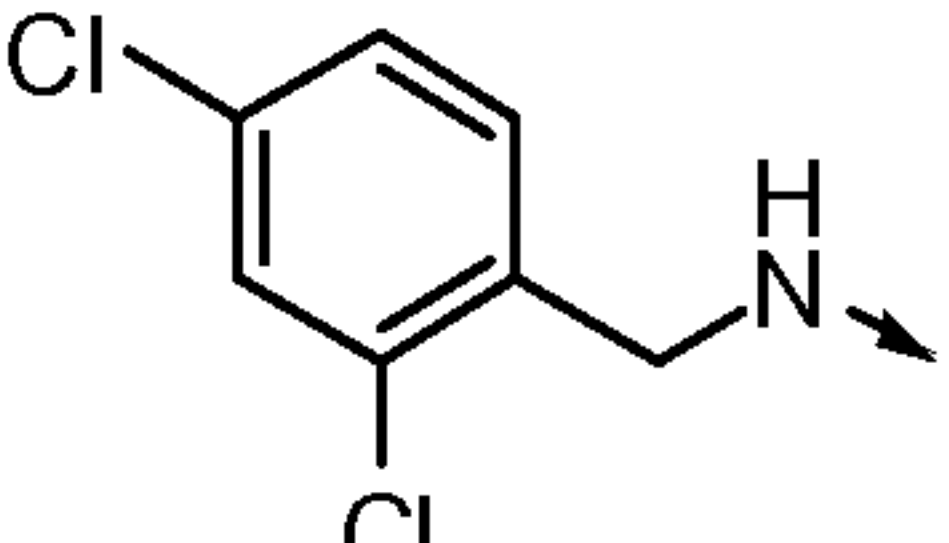
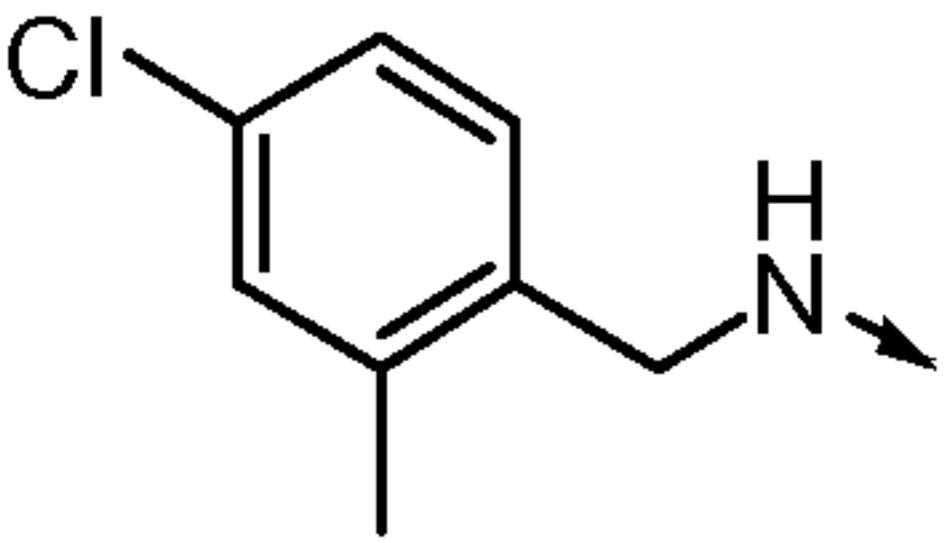
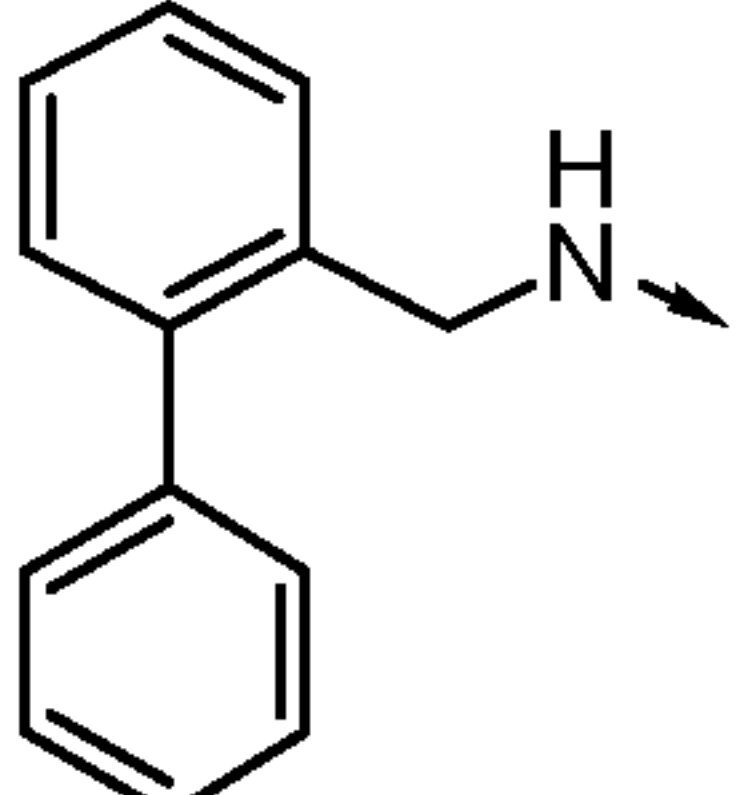
were prepared by the following method using the indicated amines.

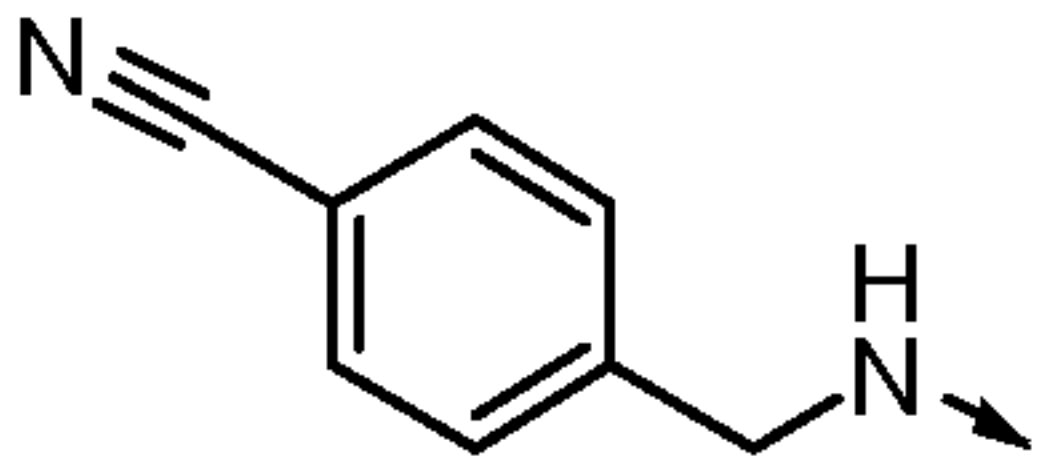
[0432] A solution of 4-{{(2,4-Dimethoxybenzyl)(1,3-thiazol-2-yl)amino}sulfonyl}benzoic acid (**Preparation 99**), (1eq) in DMF (10ml) was cooled by ice-water bath, HATU (1.2g, 1.06eq) was added. DIEA (1.6ml, 3eq) was added to the reaction dropwise, keeping the temperature below 10 °C during the addition. The solution cleared after the addition of the DIEA, then stirred for 20min at 10 °C. The amine (1.2eq) was added dropwise, keeping the temperature below 10 °C during the addition. The reaction was stirred at room temperature overnight. The reaction mixture was poured into water (50ml), extracted with EtOAc (3 x 10ml). The combined organic phase was washed with saturated sodium bicarbonate (20mL X 3) and brine (20mL), then dried over Na₂SO₄ and concentrated. The residue was chromatographed through on silica gel column to afford the benzyl amide. The benzyl amide thus formed (1eq) was dissolved in DCM (13ml) and TFA (0.29ml, 2eq) and stirred at room temperature for 2 hours to remove the dimethoxybenzyl protecting group. The solid was collected by filtration. The filtrate was evaporated, the residual material was triturated with DCM (5ml), and the solid was collected by filtration and then purified by preparative TLC. The solid from preparative TLC was extracted with THF (2 x 100ml). The THF was concentrated to provide a white solid, washed with DCM, petroleum ether and dried to secure the final product.

Table 21

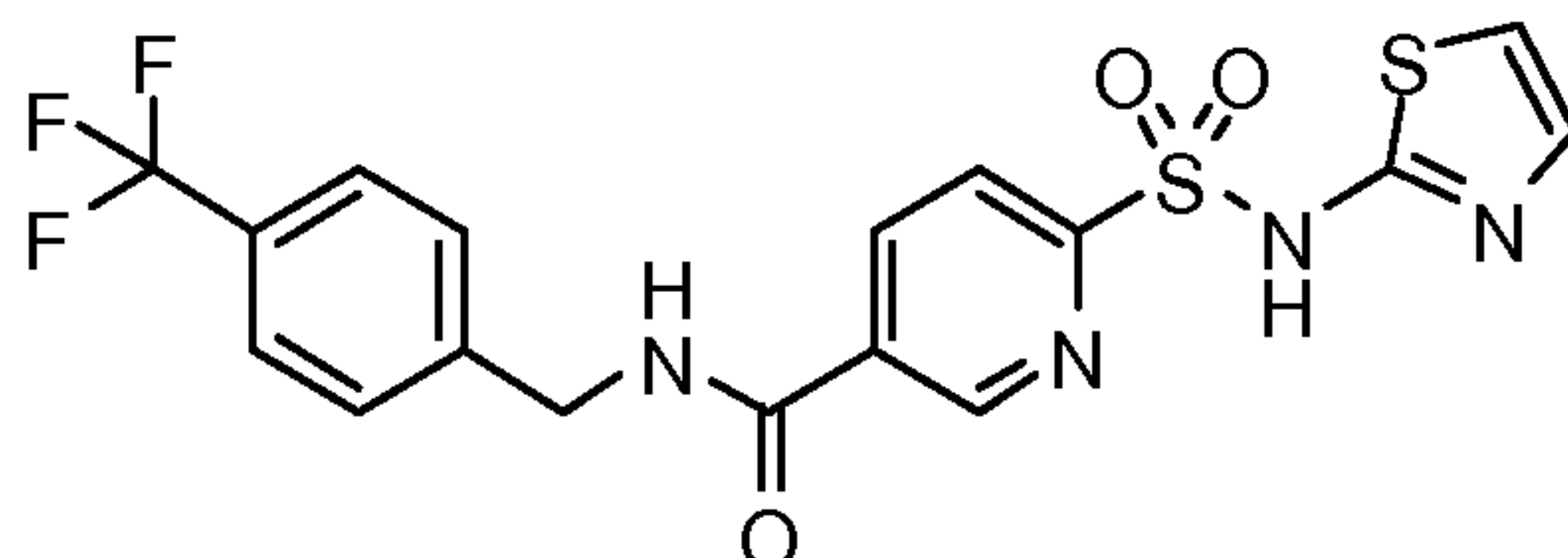
<u>Example</u>	<u>Name</u>	<u>R</u>	<u>Data</u>	<u>Preparation Information</u>
396	N-[3-chloro-4-(trifluoromethyl)benzyl]-4-[(1,3-thiazol-2-yl amino)sulfonyl] benzamide		Rt=1.51 min MS m/z 476 [M+H] ⁺	using 3-chloro-4-(trifluoromethyl) benzylamine
397	N-[2-fluoro-4-(trifluoromethyl)benzyl]-4-[(1,3-thiazol-2-yl amino)sulfonyl] benzamide		Rt=1.44 min MS m/z 460 [M+H] ⁺	using 2-fluoro-4-(trifluoromethyl) benzylamine

398	4-[(1,3-Thiazol-2-yl amino)sulfonyl]-N-[3-(trifluoromethyl)benzyl] benzamide		Rt=1.43 min MS m/z 442 [M+H] ⁺	using 3-(trifluoromethyl) benzylamine
399	N-(biphenyl-4-ylmethyl)-4-[(1,3-thiazol-2-yl amino)sulfonyl] benzamide		Rt=1.54 min MS m/z 450 [M+H] ⁺	using 4-phenyl benzylamine
400	N-(3-chloro-4-methylbenzyl)-4-[(1,3-thiazol-2-yl amino)sulfonyl] benzamide		Rt=1.47 min MS m/z 422 [M+H] ⁺	using 3-chloro-4-methyl benzylamine
401	N-(3-chloro-4-fluorobenzyl)-4-[(1,3-thiazol-2-yl amino)sulfonyl] benzamide		Rt=1.40 min MS m/z 426 [M+H] ⁺	using 3-chloro-4-fluoro benzylamine
402	4-[(1,3-Thiazol-2-yl amino)sulfonyl]-N-[4-(trifluoromethoxy) benzyl]benzamide		Rt=1.48 min MS m/z 458 [M+H] ⁺	using 4-(trifluoromethoxy) benzylamine
403	N-[4-fluoro-3-(trifluoromethoxy)benzyl]-4-[(1,3-thiazol-2-yl amino)sulfonyl] benzamide		Rt=1.49 min MS m/z 476 [M+H] ⁺	using 4-fluoro-3-(trifluoromethoxy) benzylamine
404	N-[2-methoxy-4-(trifluoromethoxy)benzyl]-4-[(1,3-thiazol-2-yl amino)sulfonyl] benzamide		Rt=1.50 min MS m/z 488 [M+H] ⁺	using 2-methoxy-4-(trifluoromethoxy) benzylamine
405	N-(3-chloro-4-methoxybenzyl)-4-[(1,3-thiazol-2-yl amino)sulfonyl] benzamide		Rt=1.35 min MS m/z 438 [M+H] ⁺	using 3-chloro-4-methoxy-benzylamine
406	N-[4-chloro-2-(trifluoromethyl)benzyl]-4-[(1,3-thiazol-2-yl amino)sulfonyl] benzamide		Rt=1.52 min MS m/z 476 [M+H] ⁺	using 4-chloro-2-(trifluoromethyl) benzylamine

407	N-[(6-chloropyridin-3-yl)methyl]-4-[(1,3-thiazol-2-yl amino)sulfonyl] benzamide		Rt=1.20 min MS m/z 409 [M+H] ⁺	using 2-chloro-5-amino methylpyridine
408	4-[(1,3-Thiazol-2-ylamino)sulfonyl]-N- {[6-(trifluoromethyl)pyridin-3-yl]methyl} benzamide		Rt=1.25 min MS m/z 443 [M+H] ⁺	using 3-aminomethyl-6-(trifluoromethyl) pyridine
409	N-(4-phenoxybenzyl)-4-[(1,3-thiazol-2-yl amino)sulfonyl] benzamide		Rt=1.51 min MS m/z 466 [M+H] ⁺	using 4-phenoxy benzylamine
410	N-(3-phenoxybenzyl)-4-[(1,3-thiazol-2-yl amino)sulfonyl] benzamide		Rt=1.52 min MS m/z 466 [M+H] ⁺	using 3-phenoxy benzylamine
411	N-(biphenyl-3-ylmethyl)-4-[(1,3-thiazol-2-yl amino)sulfonyl] benzamide		Rt=1.53 min MS m/z 450 [M+H] ⁺	using 3-phenylbenzylamine
412	N-[4-methoxy-3-(trifluoromethyl)benzyl]-4-[(1,3-thiazol-2-yl amino)sulfonyl] benzamide		Rt=1.42 min MS m/z 472 [M+H] ⁺	using 4-methoxy-3-(trifluoromethyl) benzylamine
413	N-(2,4-dichlorobenzyl)-4-[(1,3-thiazol-2-yl amino)sulfonyl] benzamide		Rt=1.48 min MS m/z 442 [M+H] ⁺	using 2,4-dichloro benzylamine
414	N-(4-chloro-2-methyl benzyl)-4-[(1,3-thiazol-2-yl amino)sulfonyl] benzamide		Rt=1.46 min MS m/z 422 [M+H] ⁺	using 4-chloro-2-methylbenzylamine
415	N-(biphenyl-2-ylmethyl)-4-[(1,3-thiazol-2-yl amino)sulfonyl] benzamide		Rt=1.50 min MS m/z 450 [M+H] ⁺	using 2-phenyl benzylamine

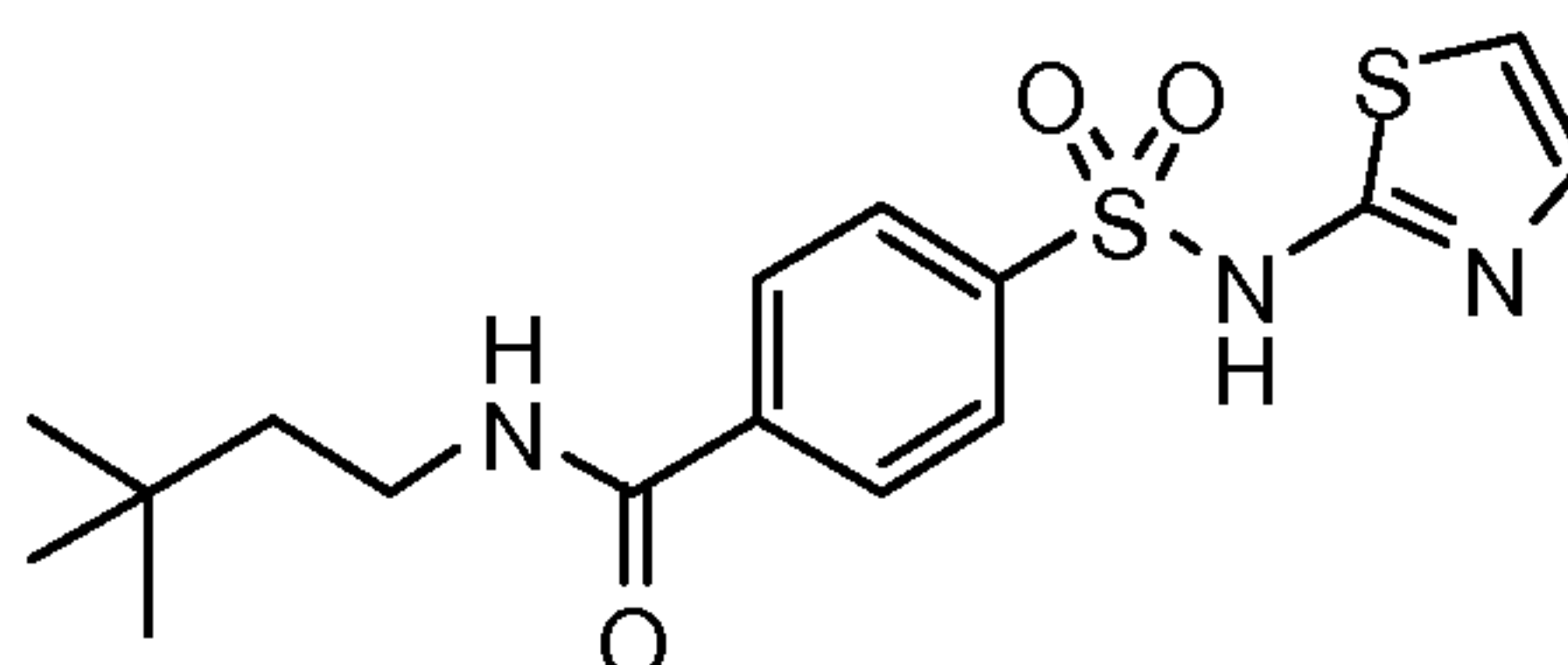
416	N-(4-cyanobenzyl)-4-[(1,3-thiazol-2-ylamino)sulfonyl]benzamide		Rt= 1.20 min MS m/z 399 [M+H] ⁺	using 4-aminomethylbenzonitrile
-----	--	--	--	---------------------------------

EXAMPLE 417

6-[(1,3-Thiazol-2-ylamino)sulfonyl]-N-[4-(trifluoromethyl)benzyl]nicotinamide

- 5 [0433] TFA (750 μ L, 9.7 mmol) was added to a solution of 6-[(2,4-dimethoxybenzyl)(1,3-thiazol-2-yl)amino]sulfonyl}-N-[4-(trifluoromethyl)benzyl]nicotinamide (**Preparation 88**, 1.15 g, 1.94 mmol) in methylene chloride (12 mL, 180 mmol). After 30 min, the reaction mixture was diluted with ether. Triethylamine was added until basic to neutralize the residual TFA. Celite was added, and the mixture was concentrated in vacuo. The residue was purified
- 10 on the Isco (120 g SiO₂ cartridge, chloroform to 12% MeOH in chloroform). The appropriate fractions were concentrated in vacuo. The residue was treated with acetonitrile, generating a white precipitate. The volume was reduced in vacuo, and the solids were collected via filtration, washing with acetonitrile. The off-white product was dried under vacuum (428 mg, 47%).
- 15 [0434] LCMS Rt= 1.51min. MS m/z 443 [M+H]⁺.

EXAMPLE 418

N-(3,3-dimethylbutyl)-4-[(1,3-thiazol-2-ylamino)sulfonyl]benzamide

- [0435] A mixture of 4-iodo-N-1,3-thiazol-2-yl-benzenesulfonamide (**Preparation 98**, 0.2 g, 0.5 mmol), 3,3-dimethylbutylamine (0.25 g, 2.5 mmol), hexacarbonylmolybdenum (70 mg, 0.2 mmol), palladium (II) acetate (6 mg, 0.02 mmol), and sodium carbonate (200 mg, 2 mmol) in water (1.5 mL, 83 mmol) was heated 30 min at 110 °C in the microwave. The reaction mixture was diluted with 1 N HCl and extracted with ethyl acetate. The combined organic layers were
- 20

washed with brine, dried over sodium sulfate, filtered and concentrated in vacuo. The residue was dissolved in methylene chloride/methanol and MP-Carbonate (2.73 mmol/g loading; 0.9 g, 2.500 mmol) was added. After stirring 1 h, LC/MS analysis indicated complete capture of the target compound. The resin was washed with methylene chloride then stirred in 8:1
5 methylene chloride/acetic acid. LC/MS analysis indicated the target compound was released from the resin (not quantified). The mixture was filtered. The filtrate was concentrated in vacuo, and the residue was lyophilized from water/acetonitrile. The resulting solid was triturated with methylene chloride and ether. The resulting solid was purified on the Gilson (Semi-prep: Phenomenex 100 x 21.2 mm 10 micron C18 column. 20 mL/min. Gradient 15% B
10 to 100% B over 25 min. Solvent A: 7800 water/200 acetonitrile/8 TFA. Solvent B: 7200 acetonitrile/800 water/8 TFA) to afford the title compound (39 mg, 20%).

[0436] LCMS Rt = 1.41 min. MS m/z 368 [M+H]⁺.

EXAMPLE 419

[0437] Example 418 provides methods for testing the efficacy of the compounds of the
15 invention.

419.a. Cell line construction and maintenance

[0438] Human Embryonic Kidney (HEK) cells were transfected with an hSCN3A construct using lipofectamine reagent (Invitrogen), using standard techniques. Cells stably expressing the hSCN3A constructs were identified by their resistance to G-418 (400 µg/ml). Clones were
20 screened for expression using the whole-cell voltage-clamp technique.

419.b. Cell Culture

[0439] HEK cells stably transfected with hSCN3A were maintained in DMEM medium supplemented with 10% heat-inactivated fetal bovine serum and 400 µg/ml G418 sulfate in an incubator at 37°C with a humidified atmosphere of 10% CO₂. For HTS, cells were harvested
25 from flasks by trypsinization and replated in an appropriate multi-well plate (typically 96 or 384 wells/plate) such that confluence would be achieved within 24 hours of plating. For electrophysiological studies, cells were removed from the culture flask by brief trypsinization and replated at low density onto glass cover slips. Cells were typically used for electrophysiological experiments within 24 to 72 h after plating.

419.c. Electrophysiological Recording

[0440] Cover slips containing HEK cells expressing hSCN3A were placed in a bath on the stage of an inverted microscope and perfused (approximately 1 ml/min) with extracellular solution of the following composition: 138 mM NaCl, 2 mM CaCl₂, 5.4 mM KCl, 1 mM MgCl₂, 10 mM glucose, and 10 mM HEPES, pH 7.4, with NaOH. Pipettes were filled with an intracellular solution of the following composition: 135 mM CsF, 5 mM CsCl, 2 mM MgCl₂, 10 mM EGTA, 10 mM HEPES, pH 7.3 to 7.4, and had a resistance of 1 to 2 mega ohms. The osmolarity of the extracellular and intracellular solutions was 300 mmol/kg and 295 mmol/kg, respectively. All recordings were made at room temperature (22-24°C) using AXOPATCH 200B amplifiers and PCLAMP software (Axon Instruments, Burlingame, CA) or PatchXpress 7000 hardware and associated software (Axon Instruments, Burlingame, CA).

[0441] hSCN3A currents in HEK cells were measured using the whole-cell configuration of the patch-clamp technique (Hamill et al., 1981). Uncompensated series resistance was typically 2 to 5 mega ohms and >85% series resistance compensation (50% for PatchXpress) was routinely achieved. As a result, voltage errors were negligible and no correction was applied. Current records were acquired at 20 to 50 KHz and filtered at 5 to 10 KHz.

[0442] HEK cells stably transfected with hSCN3A were viewed under Hoffman contrast optics and placed in front of an array of flow pipes emitting either control or compound-containing extracellular solutions. All compounds were dissolved in dimethyl sulfoxide to make 10 mM stock solutions, which were then diluted into extracellular solution to attain the final concentrations desired. The final concentration of dimethyl sulfoxide (<0.3% dimethyl sulfoxide) was found to have no significant effect on hSCN3A sodium currents.

[0443] The voltage-dependence of inactivation was determined by applying a series of depolarizing prepulses (8 sec long in 10 mV increments) from a negative holding potential. The voltage was then immediately stepped to 0 mV to assess the magnitude of the sodium current. Currents elicited at 0 mV were plotted as a function of prepulse potential to allow estimation of the voltage midpoint of inactivation ($V_{1/2}$). Cells were then voltage clamped at the empirically determined $V_{1/2}$.

[0444] Compounds were tested for their ability to inhibit hSCN3A sodium channels by activating the channel with a 20 msec voltage step to 0 mV following an 8 second conditioning prepulse to the empirically determined $V_{1/2}$ (Table B). Compound effect (% inhibition) was determined by difference in current amplitude before and after application of test compounds.

For ease of comparison, “estimated IC-50” (EIC-50) values were calculated from single point electrophysiology data by the following equation, (tested concentration, μM) X (100-% inhibition/% inhibition). Inhibition values <20% and >80% were excluded from the calculation.

5 [0445] In some cases electrophysiological assays were conducted with PatchXpress 7000 hardware and associated software (Molecular Devices Corp) (Table B). All assay buffers and solutions were identical to those used in conventional whole-cell voltage clamp experiments described above. hSCN3A cells were grown as above to 50% – 80% confluency and harvested by trypsinization. Trypsinized cells were washed and resuspended in extracellular buffer at a
10 concentration of 1×10^6 cells/ml. The onboard liquid handling facility of the PatchXpress was used for dispensing cells and application of test compounds. Determination of the voltage midpoint of inactivation was as described for conventional whole-cell recordings. Cells were then voltage-clamped to the empirically determined $V_{1/2}$ and current was activated by a 20 msec voltage step to 0 mV.

15 [0446] Electrophysiological assays were also conducted using the Ionworks Quattro automated electrophysiological platform (Molecular Devices Corp) (Table C). Intracellular and extracellular solutions were as described above with the following changes, $100 \mu\text{g/ml}$ amphotericin was added to the intracellular solution to perforate the membrane and allow electrical access to the cells. hSCN3A cells were grown and harvested as for PatchXpress and
20 cells were resuspended in extracellular solution at a concentration of $3\text{-}4 \times 10^6$ cells/ml. The onboard liquid handling facility of the Ionworks Quattro was used for dispensing cells and application of test compounds. A voltage protocol was then applied that comprised of a voltage step to fully inactivate the sodium channels, followed by a brief hyperpolarized recovery period to allow partial recovery from inactivation for unblocked sodium channels,
25 followed by a test depolarized voltage step to assess magnitude of inhibition by test compound. Compound effect was determined based on current amplitude difference between the pre-compound addition and post-compound addition scans.

419.d. High-Throughput Screening Assays

[0447] Confluent cells in multi-well plates were incubated with a permeant radioactive ion
30 (^{22}Na , ^{14}C -guanidinium, etc) for 4-16 hours to allow uptake of the radiotracer. Excess radioactive ions were removed by washing with prewarmed buffer of the following composition: 138 mM NaCl, 2 mM CaCl_2 , 5.4 mM KCl, 1 mM MgCl_2 , 10 mM glucose, and

10 mM HEPES, pH 7.4, with NaOH. Efflux was initiated by addition of buffer containing any necessary chemical activators (e.g., 100 μ M veratridine, 10 – 20 μ g/ml Lqh scorpion venom, etc.). Various concentrations of test compounds or reference sodium channel blockers were added concurrently with the initiation of efflux. Efflux was allowed to progress for a defined

5 period of time, typically 30 – 90 minutes, at 37°C in a humidified 10% CO₂ atmosphere. Stimulated efflux was determined by collecting the extracellular solution and transferring to a multiwell plate for scintillation counting. Residual intracellular radioactivity was also determined by scintillation counting following lysis of the cells in the assay plate. Inhibition of efflux was determined by comparing efflux in the presence of test compounds to efflux in

10 untreated control cells.

EXAMPLE 420

[0448] Biological data is provided below. Methods of obtaining this data are described herein (see Example 419).

TABLE B

Example #	SCN3A EIC-50 (μ M)
1	0.07
2	>1
4	2.53
5	15.08
6	1.11
7	5.87
9	>10
10	1.51
11	2.56
12	29.57
13	0.68
14	28.14
15	31.00
16	>10
17	2.94
18	2.26
19	13.84
20	0.26
21	1.97

22	0.95
22	0.95
23	23.26
24	>10
26	>10
27	23.29
28	0.24
29	0.17
30	0.03
31	0.07
32	0.07
33	0.15
34	0.09
35	0.04
36	0.07
37	0.07
38	0.06
39	0.12
40	0.21
41	2.35
42	0.51
43	4.83
44	0.27
45	0.07
46	1.55
47	0.92
48	>1
49	1.15
50	2.85
51	6.58
52	2.91
53	2.86
54	0.12
55	1.41
59	1.69
60	1.50
61	0.16
62	1.02
63	1.09
64	0.45
65	3.84
69	0.77
70	>0.3
72	0.66
73	0.18
74	0.54
75	>0.3
78	1.63
80	>.1
83	0.62

88	>.1
90	1.66
91	1.22
92	0.58
93	0.46
94	>.1
95	>.1
96	0.91
97	0.64
100	0.43
101	0.57
116	>0.1
117	12.67
118	0.76
119	1.29
120	0.50
122	1.30
123	1.44
124	1.81
125	6.45
126	0.29
133	1.15
134	2.28
136	4.26
139	1.66
144	1.18
147	2.52
148	2.50
158	2.39
163	5.05
165	4.18
170	3.92
172	6.52
173	2.67
174	3.97
175	4.05
176	4.50
177	5.67
180	>1
186	0.42
191	2.25
193	3.27
195	0.28
196	>1
198	3.03
200	3.60
217	2.91
218	21.17
220	>1
222	0.98

232	3.42
236	3.11
239	2.97
245	2.22
247	>1
249	1.66
252	2.11
254	>1
257	>1
262	6.85
263	1.13
266	1.67
277	2.19
279	2.20
284	1.22
286	0.14
287	0.22
289	0.34
290	1.39
291	0.71
292	0.90
293	2.32
294	1.84
295	0.22
296	0.19
297	0.06
298	0.16
299	0.11
300	0.13
301	0.18
302	0.35
303	0.14
304	0.07
305	0.06
306	0.04
307	23.70
308	0.32
309	0.10
310	0.05
311	0.06
312	0.14
313	0.16
314	0.07
315	0.11
316	0.14
317	0.04
318	0.14
319	0.07
320	2.66
321	0.04

322	0.34
323	0.19
324	0.03
325	0.46
326	0.10
327	0.26
328	0.12
329	0.36
330	0.13
331	0.90
332	0.38
333	0.21
334	0.34
335	0.20
336	0.24
337	0.39
338	1.07
339	0.59
340	0.28
341	0.19
342	0.51
343	0.31
344	0.52
345	0.27
346	0.07
347	1.62
348	1.58
349	9.87
350	>10
351	0.10
352	0.20
353	0.22
354	0.21
355	0.15
356	0.21
357	0.19
358	0.37
359	0.17
360	0.16
361	0.31
362	1.09
363	1.20
364	2.18
365	0.60
366	0.73
367	1.51
368	0.40
369	6.17
370	1.22
371	1.30

372	2.26
373	0.49
374	0.23
375	0.45
376	0.59
377	0.85
378	0.18
379	0.02
380	0.17
381	0.12
382	0.14
383	0.30
384	0.35
385	0.78
386	3.41
387	0.17
388	0.11
389	0.61
390	9.95
391	1.35
392	0.23
393	0.10
394	0.09
395	0.03
396	0.03
397	0.22
398	0.26
399	0.03
400	0.07
401	0.17
402	0.19
403	0.10
404	0.14
405	0.06
406	0.26
407	1.78
408	1.09
409	0.04
410	0.10
411	0.12
412	0.27
413	0.18
414	0.24
415	0.38
416	0.86
417	0.21
418	2.74

TABLE C

Example #	SCN3A % INHIB HTS IWQ 3 μ M	SCN3A % INHIB HTS IWQ 10 μ M	SCN3A IC-50 (μ M)	SCN3A INHIB INACT DRC EP IWQ EMAX
56	3.23	2.53		
57	25.17	47.78		
58	37.42	49.73		
66	16.42	34.37		
71	38.75	37.14		
76	35.84	52.15		
77	16.56	27.87		
79	17.66	-1.9		
81	34.72	65.74		
82	29.66	62.97		
84	17.67	22.25		
86	22.34	26.3		
87	36.92	46.17		
89	14.01	48.24		
98	28.09	36.59		
102	22.44	37.18		
103	21.16	46.77		
121	31.06	30.22		
127	28.94	28.72		
128	11.66	-1.66		
129	13.58	24.24		
130	23.07	16.52		
131	27.24	13.06		
132	19.73	15.26		
135	27.43	30.11		
137	21.75	36.18		
138	16.19	11.2		
140	2.34	18.85		
141	6.82	25.02		
142	30.39	31.53		
143	16.04	31.96		
145	2.05	19.45		
146	24.29	27.85		
149	12.51	14.6		
150	-7.12	22.57		
151	17.37	12.69		
152	42.18	56.34		
153	15.95	32.94		
154	28	30.77		
155	30.14	40.79		
156	13.33	30.29		
157	11.27	15.27		

WO 2008/118758

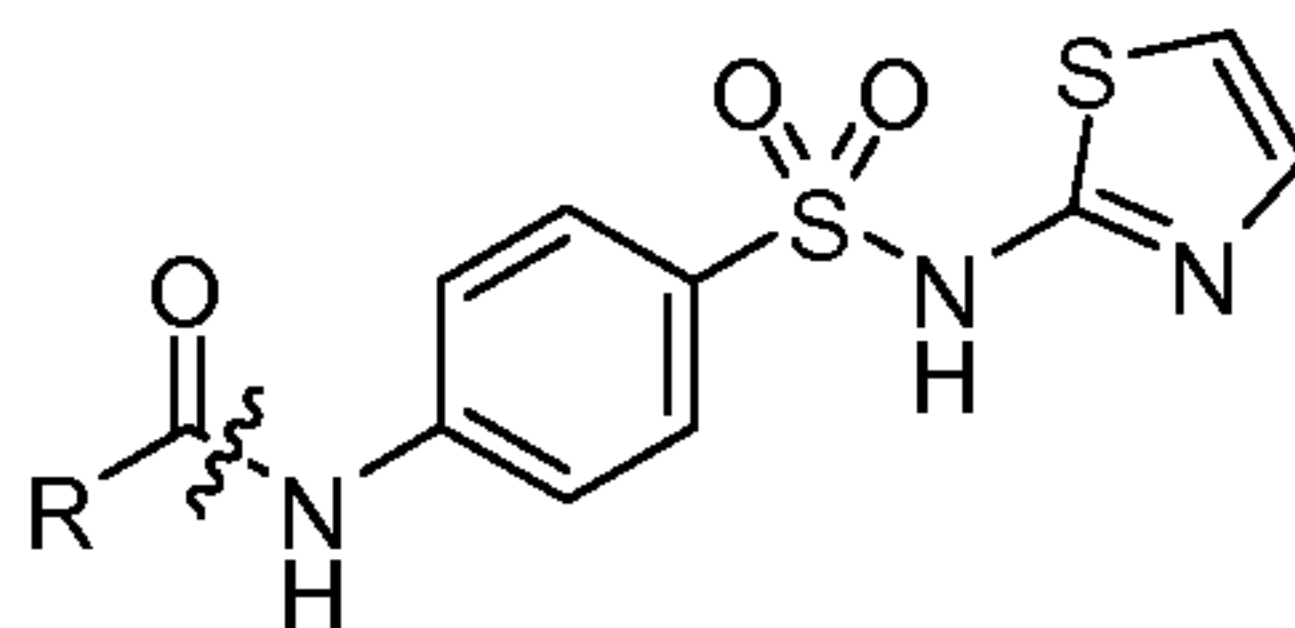
PCT/US2008/057730

159	28.7	35.85		
160	15.59	14.77		
161	30.32	32.4		
162	28.03	13.73		
164	16.63	24.11		
166	30.57	36.32		
167	30.82	43		
168	31.44	39.27		
169	35.29	27.27		
171	39.48	52.77		
178	2.71	1.55		
179	9.95	15.94		
181	-12.23	11.2		
182	4.7	4.83		
183	8.9	1.34		
184	28.97	20.83		
185	20.88	20.78		
187	5.69	4.2		
188	14.54	1.03		
189	25.3	20.96		
190	2.77	-8.21		
192	6.18	25.96		
197	17.65	17.38		
199	10.2	7.42		
201	13.71	-0.98		
202	15.8	13.66		
203	13.06	17.7		
204	18.14	16.25		
205	11.29	27.3		
206	4.17	16.67		
207	27.25	-16.86		
208	3.57	-14.16		
209	5.72	-5.23		
210	4.03	11.89		
211	2.5	10.05		
212	14.66	-8.45		
213	-0.67	1.51		
214	9.25	4.51		
215	30.54	51.86	8.408183	64.7
216	10.77	6.67		
219	13.07	1.08		
221	19.94	21.79		
223	36.88	47.53	33.04956	46.3
224	3.47	9.34		
225	6.08	-8.14		
226	-1.52	13.91		
227	29.33	45.75	20.33274	53
228	19.31	3.53		
229	12.5	3.91		
230	16.68	-0.51		

231	3.22	-7.02		
233	18.54	15.95		
234	32.02	45.88		43.1
235	21.45	-2.43		
237	24.72	17.57		
238	3.68	9.77		
240	14.4	20.24		
241	21.73	11.61		
242	13.78	8.48		
243	15.29	14.69		
244	14.16	21.95		
246	-0.31	-1.47		
248	20.14	14.71		
250	-4.32	0.12		
251	19.94	0.8		
253	5.99	31.33		
255	4.16	6.56		
256	1.49	6.44		
258	0.17	12.01		
259	5.51	19.64		
260	-3.05	10.52		
261	6.02	10.39		
264	16.9	14.81		
265	22.64	44.32		32.2
267	30.12	23.14		
268	11.01	10.58		
269	0.37	16.48		
270	19.16	45.72	27.70677	53.7
271	35.83	41.35	26.35945	52.4
272	1.88	8.31		
273	4.82	2.72		
274	14.56	19.55		
275	9.93	-0.2		
276	18.1	20.57		
278	25.44	29.99		
280	13.2	16.96		
281	10.25	28.9		
282	29.13	11.41		
283	-1.98	0.98		
285	15.13	39.15		
288	4.38	13.42		

EXAMPLE 421

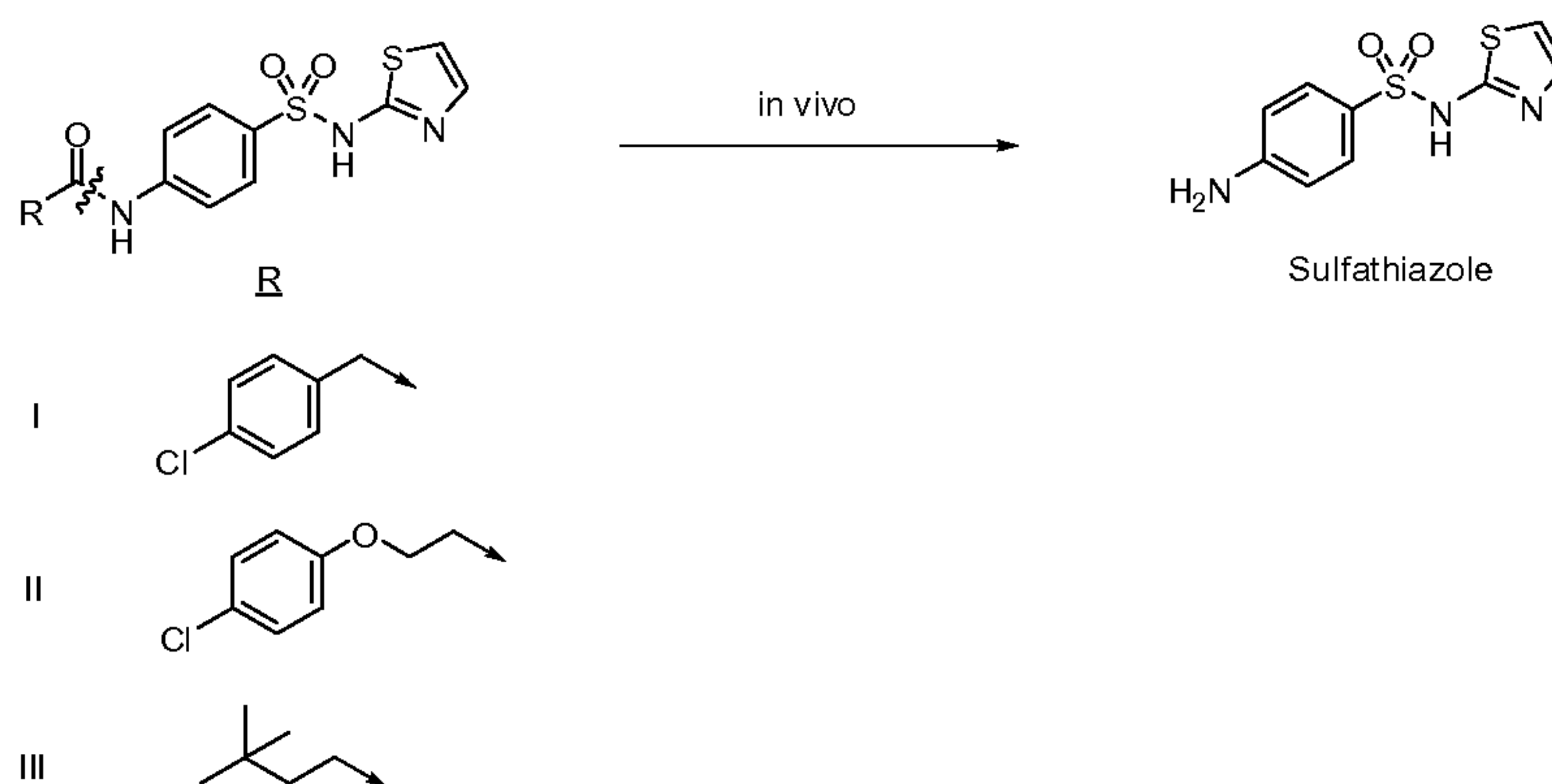
[0449] WO2005/013914 discusses compounds which are stated to be inhibitors of voltage gated sodium channels. Compounds exemplified in WO2005/013914 possess the following
5 aniline type moiety:



Such compounds are metabolized *in vivo* by cleavage of the amide bond, thus producing an aniline containing analogue of sulfathiazole. Sulfathiazole is an agent previously prescribed to treat infections been withdrawn from market except in topical form. Furthermore, analogues of sulfathiazole have been reported to cause allergic or toxic reactions (Cribb et al. Drug Metabolism and Disposition, 19, 900-906).

[0450] *In vivo* cleavage of the amides in compounds I, II and III depicted below (compounds 186, 441 and a related compound from WO2005/013914) were tested in rats and were found to be rapidly cleaved *in vivo* to form the sulfathiazole metabolite within 15 minutes of dosing. Bioanalysis of plasma from rats dosed orally at 10 mg/kg of body weight with compounds I, II and III demonstrated that formation of sulfathiazole could be detected within 15 minutes of dosing and reached levels of 1-69% (0.032-0.84 μ M) of parent in that time.

[0451] In contrast, the corresponding Example 100, Example 186, and Example 418 of the present invention do not metabolize to form the aniline containing sulfathiazole.



15 **Bioanalysis:**

[0452] The bioanalysis of plasma samples from rats dosed with LC/MS/MS detection of sulfathiazole as measured against an internal standard. Extraction was performed on-line with a turbulent flow chromatography system (HTLC). The transfer from the HTLC to the analytical HPLC is automatic. The mass spectrometer was operated in API ionization mode with an electrospray interface between the analytical HPLC and the mass spectrometer. Multiple reaction monitoring (mrm) detection was used for each analyte on a triple quadrupole mass spectrometer.

A. Bioanalytical Instrumentation and Materials**1. Equipment**

Micromass Quattro Micromass Quattro Ultima mass spectrometer

Serial # VB151

5 CTC Analytics Leap Technologies HTS-PAL autosampler

Serial # 110566

Cohesive Technologies TurboFlow 2300 HTLC System

Serial # FO286 23144

Agilent 1100 Binary pump Serial # DE91604604

10 Agilent 1100 Quaternary pump Serial # DE91607755

IEC Centra – CL3R Centrifuge Serial # 37550836

Mettler AT261 Analytical Balance Serial # 1119231691

2. Materials

HPLC grade reagents were used such as:

15 Water (Hydro Services Picosystem water filtration)

Methanol (Fisher Ultima)

Ammonium formate (Sigma), and

Formic acid (Sigma)

20 Rat plasma

sulfathiazole

internal standard

B. Instrument Conditions

Mass spectrometer:

25 Positive ion, mrm detection at

m/z 256 to m/z 108 for ICA-000024

m/z 342 to m/z 218 for ICA-18756 (internal standard)

100 ms Dwell time

Cone voltage, capillary voltage and collision energy were

optimized for each compound

30 Source Temperature: 125C, Desolvation temperature: 325C

Cone gas at 73 L/hr, and Desolvation gas at 740 L/hr

C. Chromatography Conditions**1. Mobile Phases:**

35 A: 98% water:2% methanol with

4mM ammonium formate, 0.1% formic acid

B: 98% methanol:2% water with

4 mM ammonium formate , 0.1% formic acid

2. **HTLC Turbulent Flow Quaternary Pump**
Column: Cohesive Cyclone Turbo-Flow
 Timetable:

Turbulent Flow Step Changes				
Step	Time (min)	% A	Flow (mL/min)	Valve Status
1	0	99	4	All open
2	0.5	99	0.60**	A&B closed
3	1.5	1	4	B open
4	2.9	1	4	A open
5	3.0	98	4	
6	3.3	98	4	

** transfer period

- 5 3. **Analytical Binary Pump**
Column: Phenomenex Synergi Hydro-RP 4u 50 mm X 2.1 mm
 Timetable:

ANALYTICAL PUMP GRADIENT				
Step	Time (min)	% A	Flow (mL/min)	Type of Change
1	0	98	0.7	
2	0.5	98	0.7	Begin gradient %A
3	1.75	50	0.7	Modulate gradient
4	2.3	2	0.7	End gradient %A
5	3.25	2	0.7	
6	3.30	98	0.7	

4. **Injection Volume**
 20 μ L

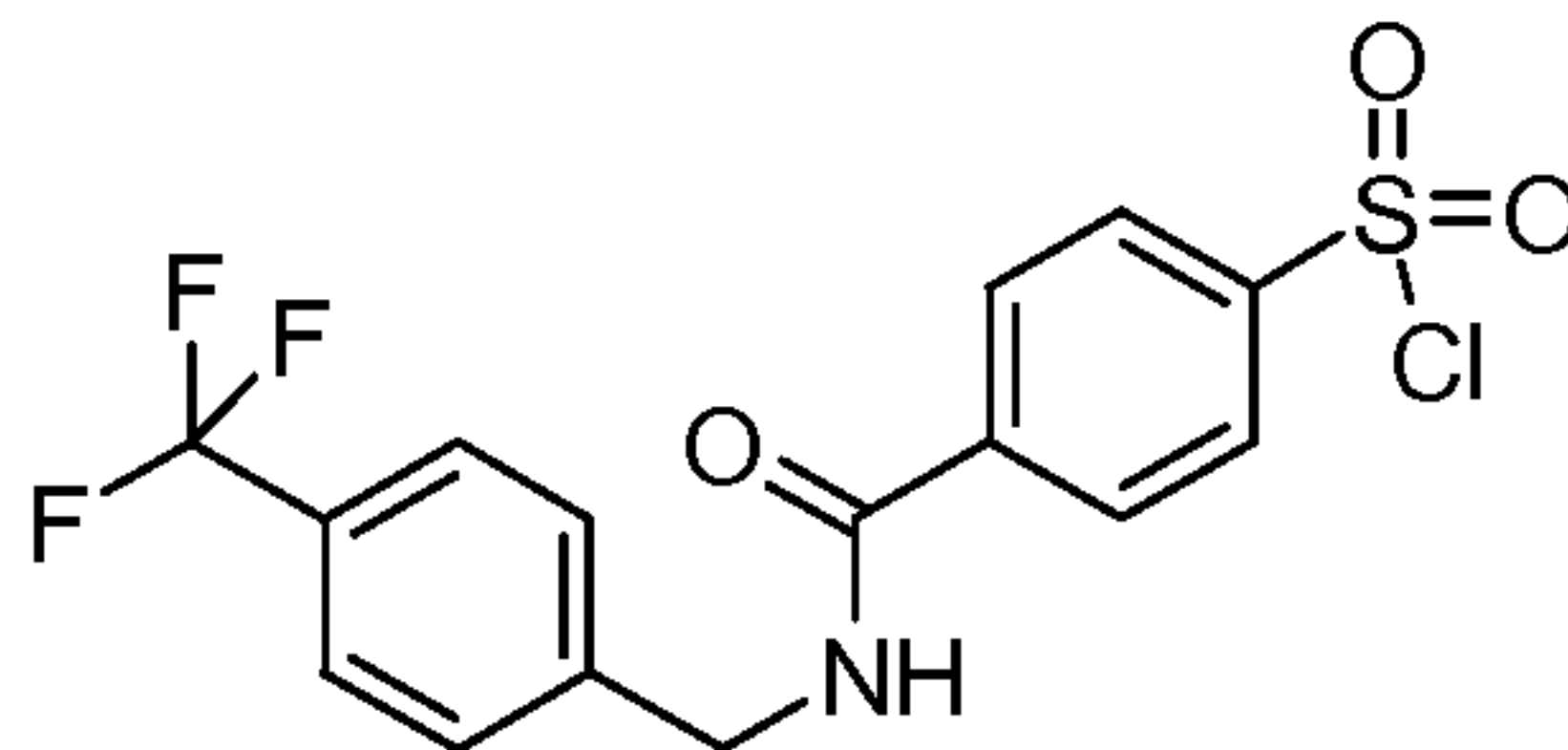
10 **D. Preparation of Standards and Samples**

[0453] Plasma standards and samples were prepared for injection according to the standard operating procedure, HTLC Plasma Analysis by LC/MS/MS.

Preparations

Preparation 1a

4-([4-(Trifluoromethyl)benzyl]amino)benzenesulfonyl chloride



5 [0454] 4-Sulphobenzoic acid monopotassium salt (25g, 104mmol, 1eq) was added to thionyl chloride (72ml, 1000mmol, 9.6eq), dimethylformamide (1.8ml, 23.2mmol, 0.2eq) was added dropwise and the resulting reaction mixture heated at reflux (77°C) for 18 hours. The solvent was evaporated in vacuo, azeotroping with toluene (2x125ml) to yield a yellow solid. The material was slurried in DCM (100ml) and cooled in an ice bath. A solution of 4-

10 (trifluoromethylbenzylamine (13.5ml, 94.7mmol, 0.9eq) and Et₃N (17ml, 122mmol, 1.17eq) in DCM (40ml) was added dropwise over 1.5 hours and the resulting reaction mixture stirred at 100°C for 1 hour. After this time the reaction mixture was washed with water (2x100ml), dried over sodium sulphate, filtered and the solvent evaporated in vacuo. The resulting beige solid was suspended with warm t-butylmethyl ether, cooled in the fridge, filtered and evaporated to

15 yield the title compound as an off white solid (24.4g, 64.7mmol 62%).

[0455] ¹HNMR (d₆-DMSO): 4.5 (s, 2H), 7.5 (m, 2H), 7.6 (m, 4H), 7.8 (m, 2H), 9.15 (t, 1H). LCMS Rt= 1.63min. MS m/z 378 [MH]⁺.

Preparation 1b

[0456] 4-Amino-N-(4-trifluoromethyl-benzyl)-benzamide (1.0 g, 3.4 mmol) was dissolved in

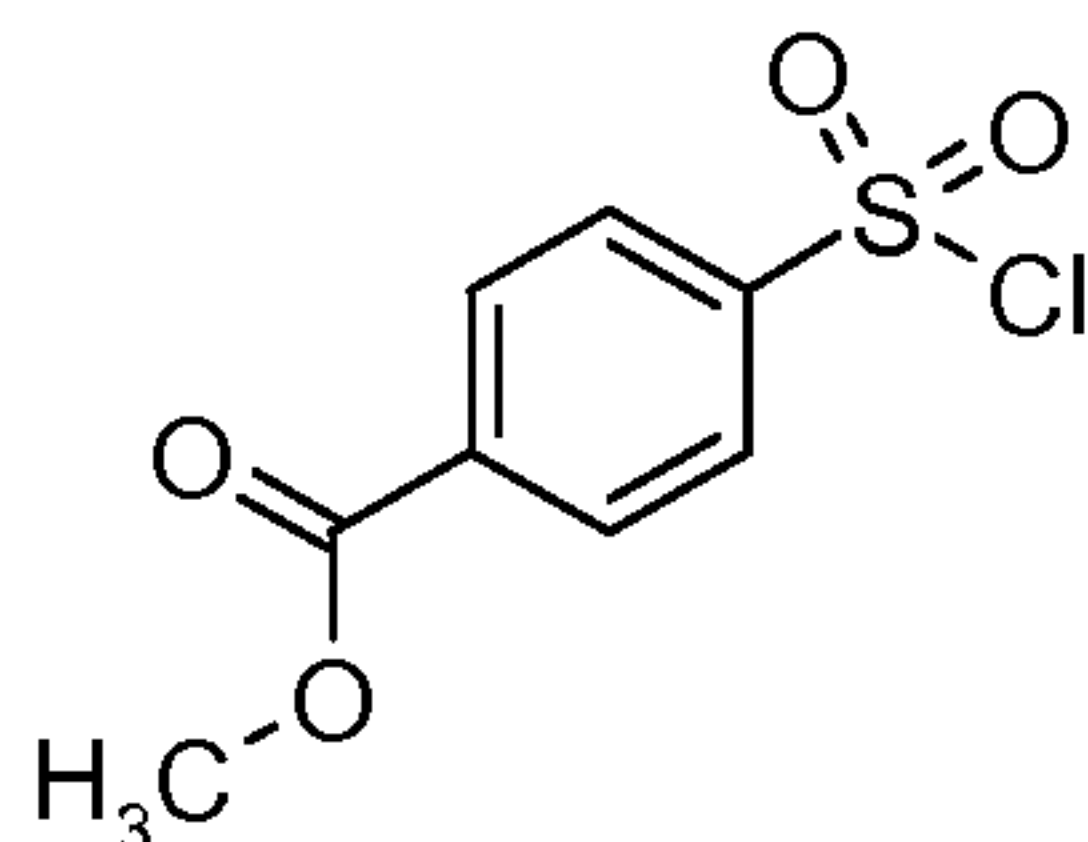
20 acetonitrile (30 mL, 500 mmol) at ambient temperature. The solution was cooled to -5°C in an acetone bath. Concentrated HCl (3 mL, 90 mmol) was added slowly. A solution of sodium nitrite (0.26 g, 3.7 mmol) in water (1 mL, 70 mmol) was added slowly. The reaction mixture turned orange over the course of the addition. After addition was complete, the reaction mixture was stirred at ~0°C for 35 min. A 0°C solution of sulfur dioxide in AcOH (8:25, sulfur

25 dioxide:AcOH, 30 mL) was added followed by copper(II)chloride dihydrate (0.58 g, 3.4 mmol). No gas evolution was evident. The mixture warmed to ambient temperature and stirred for 2 hours. The reaction mixture was poured onto ice, and the resulting solid was

collected by filtration. The solid was washed with hexanes to afford the product as an off-white solid (1.00 g, 70%).

Preparation 2

Methyl 4-(chlorosulfonyl)benzoate



5

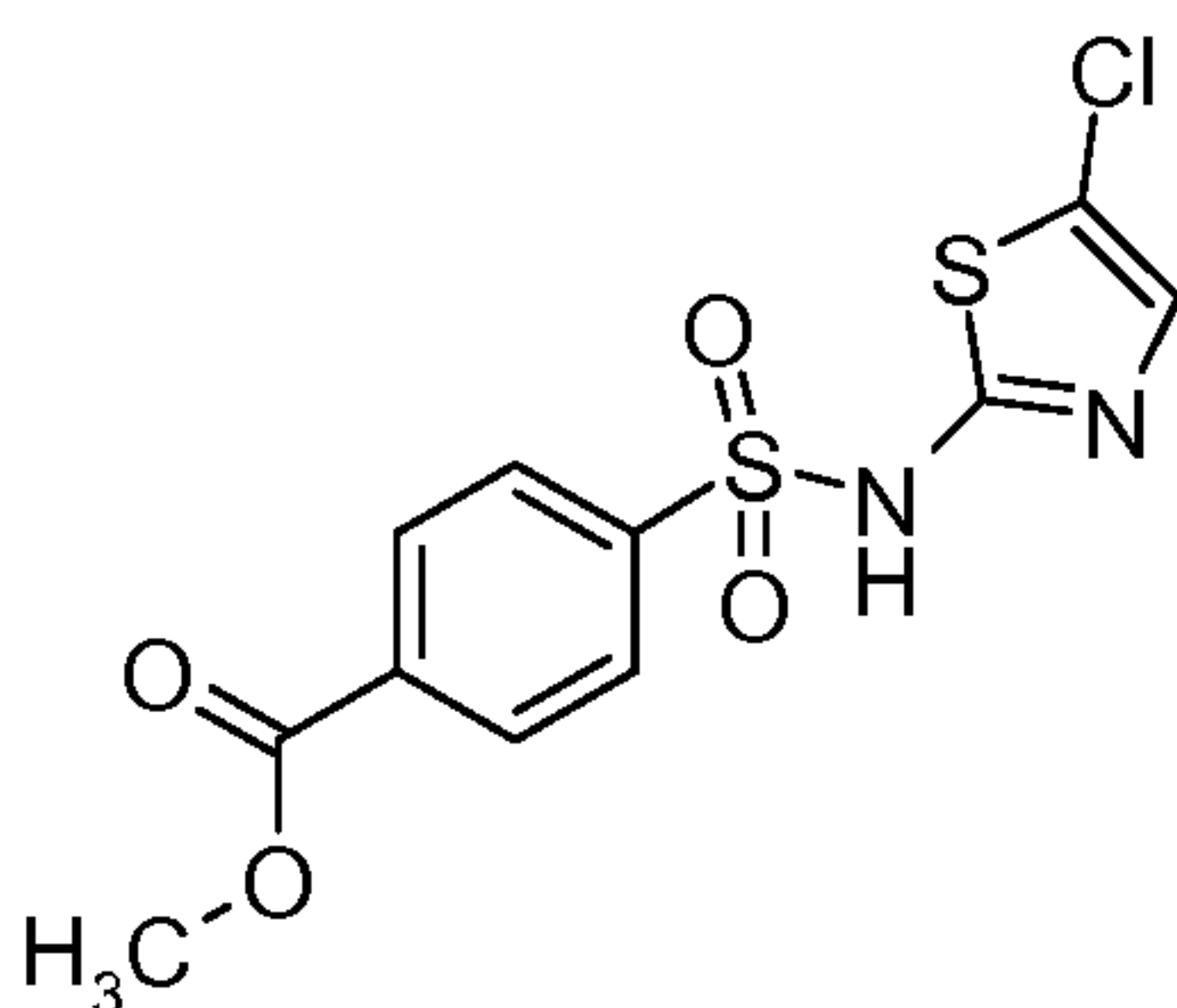
[0457] 4-Chlorosulphonylbenzoic acid (15g, 68mmol, 1eq) was suspended in thionyl chloride (60ml) and DCM (60ml) and the reaction mixture heated at reflux for 2 hours. The solvent was evaporated in vacuo and ice cold MeOH (120ml) was added to the residue. The reaction was stirred for 10 minutes in an ice bath before the addition of ice cold water (100ml).

10 The resulting precipitate was collected by filtration to yield the title compound as a white solid (15.3g, 0.065mmol, 96%).

[0458] ¹HNMR (CDCl₃): 4.0 (s, 3H), 8.1 (d, 2H), 8.3 (d, 2H).

Preparation 3

Methyl 4-[(5-chloro-1,3-thiazol-2-yl)amino]sulfonylbenzoate

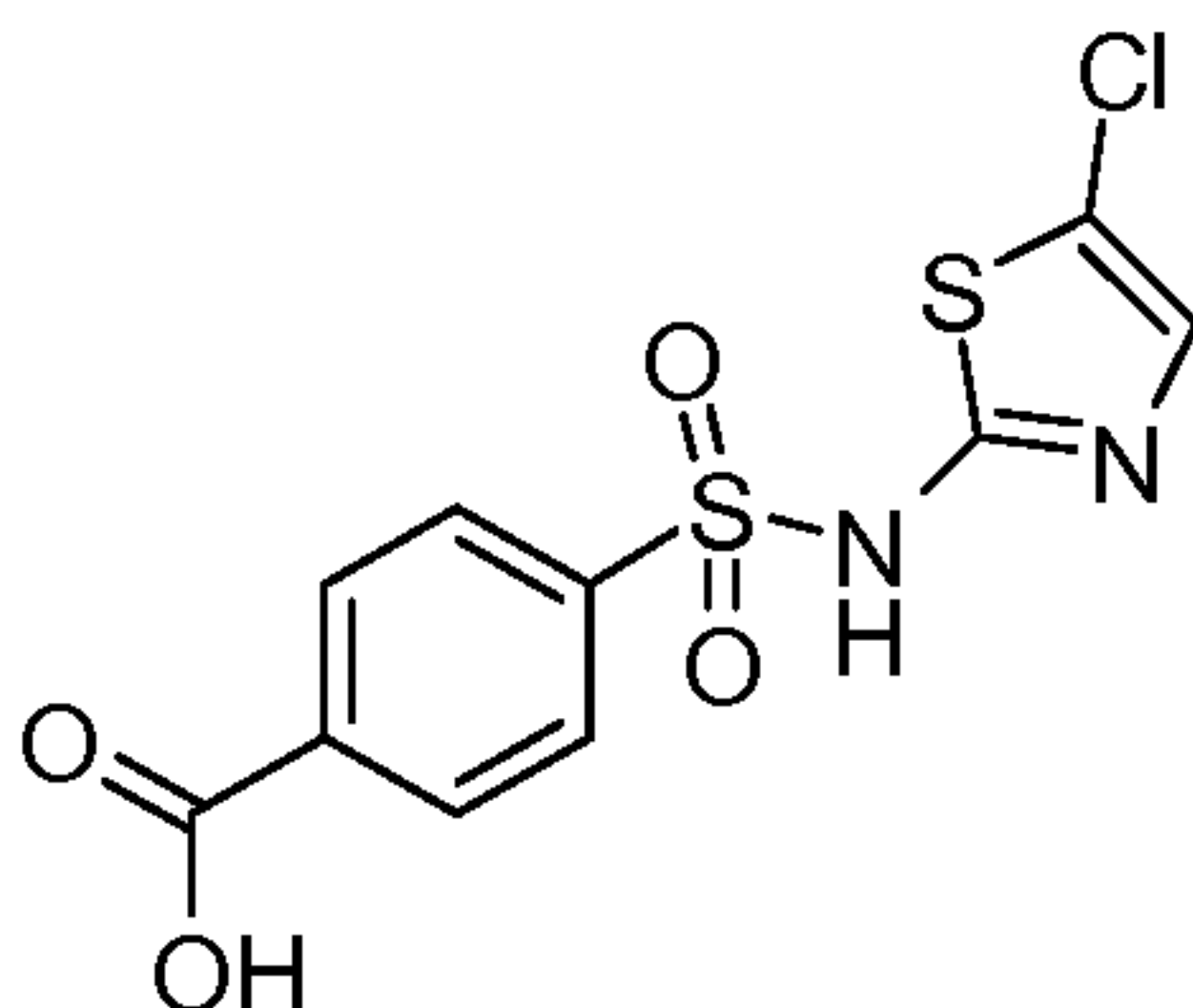


15

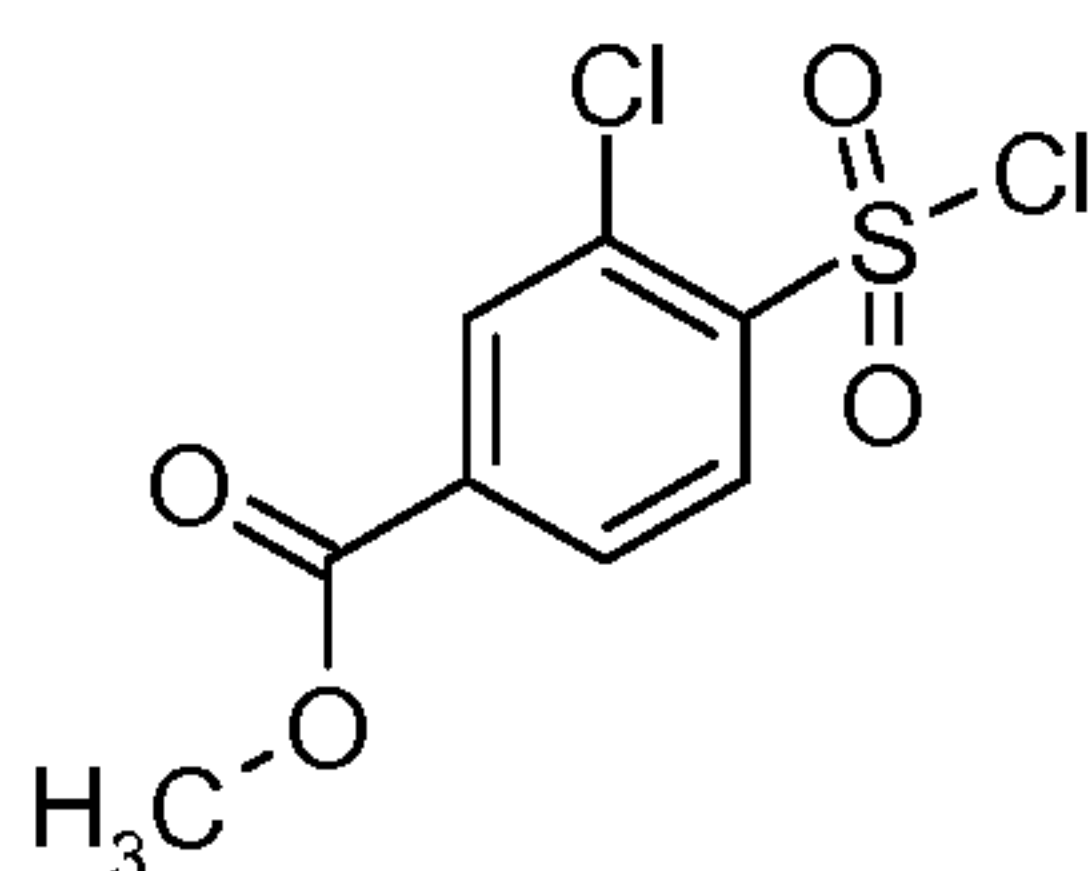
[0459] Methyl 4-(chlorosulfonyl)benzoate (**Preparation 2**, 8.0g, 34mmol, 1eq) was added portionwise to a solution of 2-amino-5-chlorothiazole hydrochloride (23.3g, 136mmol, 4eq) in pyridine (80ml) and the reaction mixture stirred at room temperature for 1 hour. The solution was added to a stirred solution of 6M HCl (300ml) and the resulting precipitate collected by

20 filtration and washed with water. The title compound was obtained as a dark brown solid (3.35g, 0.01mmol, 30%).

[0460] ¹HNMR (d₆-DMSO): 3.9 (s, 3H), 7.6 (s, 1H), 7.9 (d, 2H), 8.1 (d, 2H). LCMS Rt=1.36min (ELSD). MS m/z 334 [MH]⁺.

Preparation 4**4-[(5-Chloro-1,3-thiazol-2-yl)amino]sulfonylbenzoic acid**

- [0461] To a solution of methyl 4-[(5-chloro-1,3-thiazol-2-yl)amino]sulfonylbenzoate (Preparation 3, 3.2g, 9.6mmol, 1eq) in dioxane (20ml) was added a 2M solution of lithium hydroxide (20ml) and the reaction mixture stirred at room temperature for 2 hours. The reaction mixture was diluted with water, washed with ethyl acetate and then acidified with concentrated HCl. The resulting precipitate was collected by filtration to yield the title compound as a light brown solid (3.0g, 9.0mmol, 98%).
- 10 [0462] ¹HNMR (d₆-DMSO): 7.6 (s, 1H), 7.9 (d, 2H), 8.1 (d, 2H).

Preparation 5**Methyl 3-chloro-4-(chlorosulfonyl)benzoate**

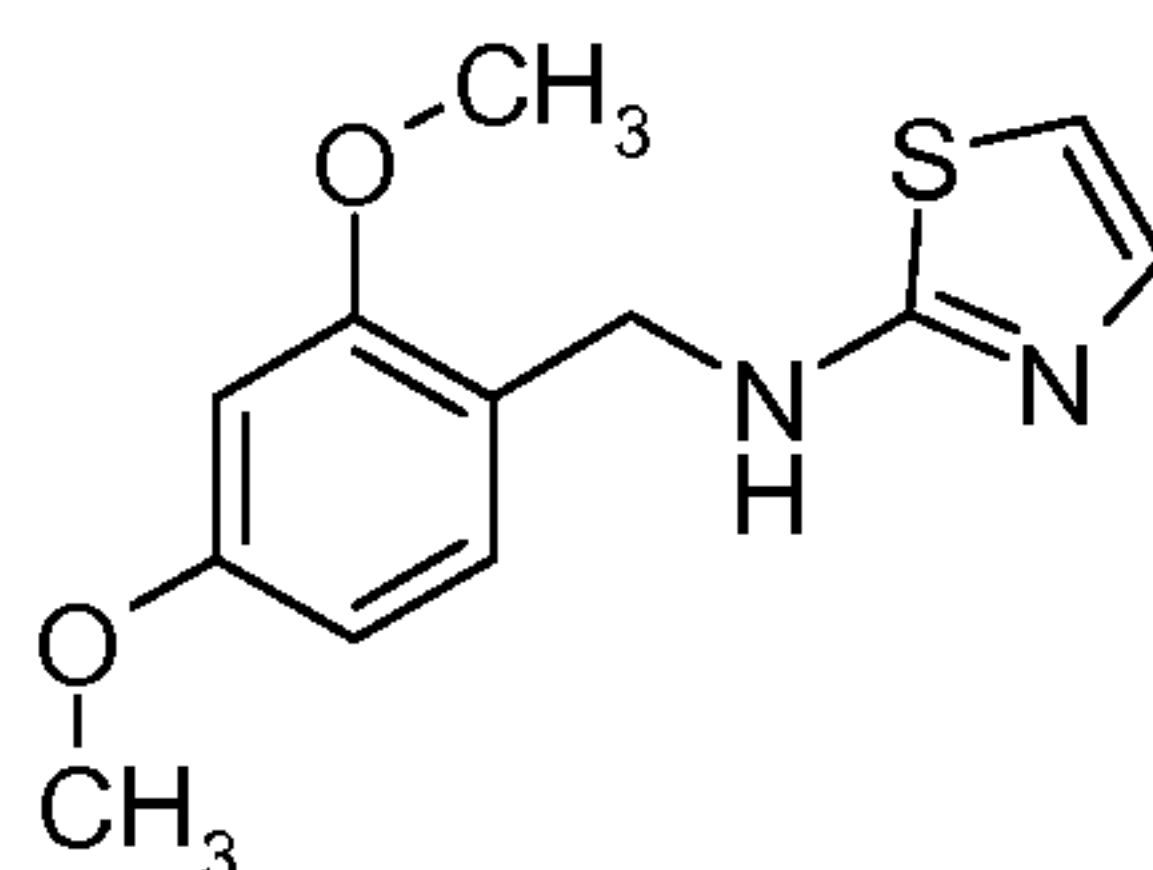
- [0463] To a suspension of methyl 4-amino-3-chlorobenzoate (33g, 146mmol, 1eq) in a 1:1 mixture of concentrated HCl and water (140ml) cooling in an ice/ MeOH bath was added a solution of sodium nitrite (11.1g, 160mmol, 1.1eq) in warm water (20ml) dropwise, ensuring that the reaction temperature was maintained below 5 °C. The mixture was filtered through a pad of Celite and the solids washed with water. The resulting filtrate was added portionwise to a mixture of sulphur dioxide (47g, 729mmol, 5eq) and copper (I) chloride (catalytic) in AcOH, maintaining the reaction temperature below 10 °C. The reaction mixture was extracted into DCM (600ml), washed with water (600ml), dried over sodium sulphate, filtered and the solvent evaporated in vacuo. The residue was redissolved in DCM, washed with saturated sodium hydrogen carbonate, dried over sodium sulphate, filtered and evaporated in vacuo. The crude
- 15
- 20

material was purified by column chromatography eluting with 0-15% ethyl acetate: hexane then triturated with hexane to yield the title compound (19.6g, 73.6mmol, 50%).

[0464] ^1H NMR (CDCl_3): 4.0 (s, 3H), 8.1 (d, 1H), 8.2 (d, 1H), 8.25 (s, 1H).

Preparation 6a

5 *N*-(2,4-dimethoxybenzyl)-1,3-thiazol-2-amine



[0465] 2,4 Dimethoxybenzaldehyde (25g, 150mmol, 1eq), 2 aminothiazole (15.1g, 150mmol, 1eq) and piperidine (150mg, 1.76mmol, 0.012eq) were combined in dichloroethane (500ml) and the reaction mixture heated to reflux over sieves for 18 hours. The sieves were removed by
10 filtration and the reaction mixture diluted with MeOH (300ml). Sodium borohydride (25g, 662mmol, 4.4eq) was added portionwise and the reaction mixture heated to reflux for 2 hours. The mixture was cooled, quenched with water and the organic solvent evaporated in vacuo. The reaction mixture was extracted into ethyl acetate and the combined organic solutions extracted with 2M HCl. The acidic solution was basified with potassium carbonate, re-
15 extracted into ethyl acetate, dried over sodium sulphate, filtered and evaporated in vacuo. The crude material was purified by column chromatography eluting with 9:1 DCM: MeOH to yield the title compound (24g, 96mmol, 64%).

[0466] ^1H NMR (d_6 -DMSO): 3.7 (s, 3H), 3.8 (s, 3H), 4.3 (d, 2H), 6.45 (m, 1H), 6.55 (m, 2H), 7.0 (s, 1H), 7.2 (d, 2H), 7.7 (t, 1H).

20

Preparation 6b

N-(2,4-dimethoxybenzyl)-1,3-thiazol-2-amine

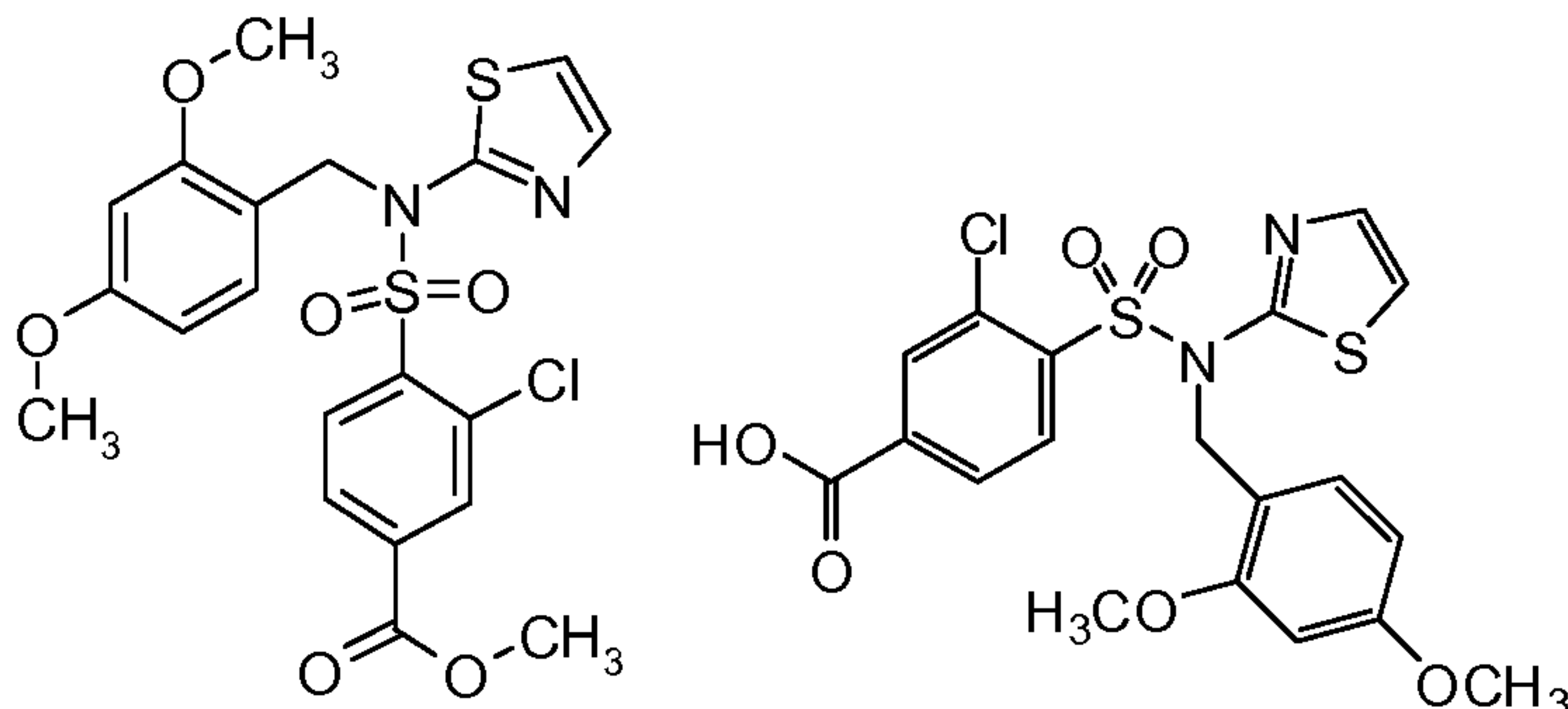
[0467] Also prepared according to Gutierrez et al. Tetrahedron Letters, 46(20), 3595-3597 (2005).

Preparation 7

Methyl 3-chloro-4-[(2,4-dimethoxybenzyl)(1,3-thiazol-2-yl)amino]sulfonyl}benzoate

and

3-Chloro-4-[(2,4-dimethoxybenzyl)(1,3-thiazol-2-yl)amino]sulfonyl}benzoic acid



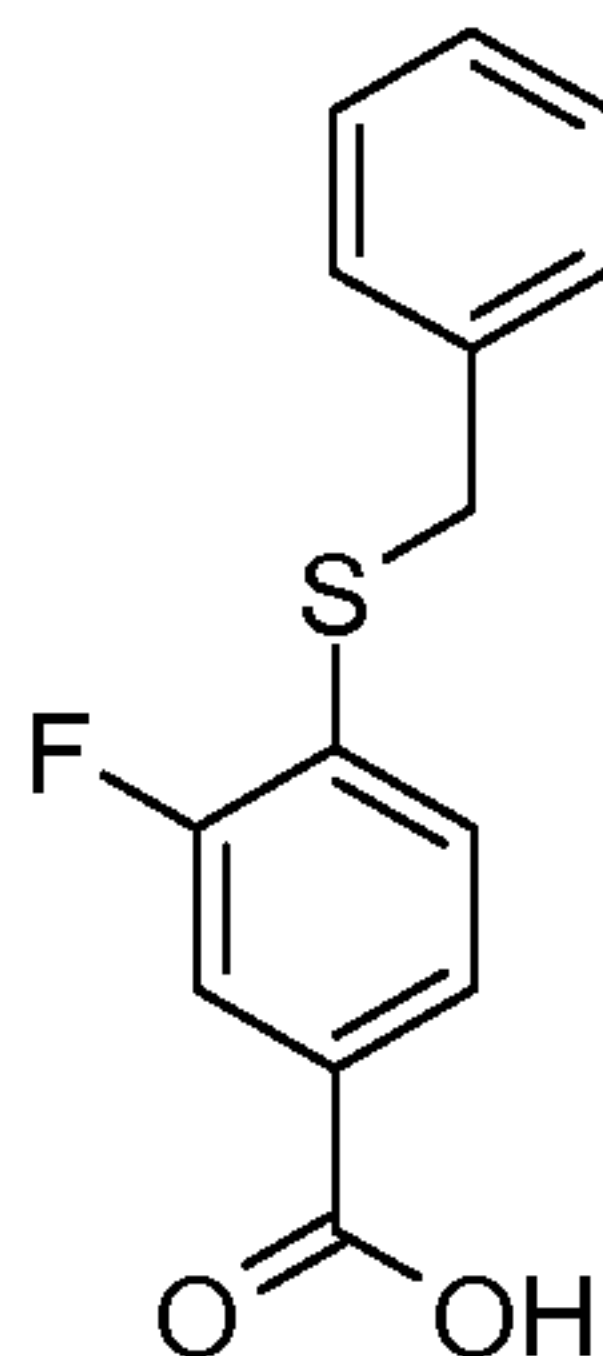
5

[0468] To an ice cooled solution of N-(2,4-dimethoxybenzyl)-1,3-thiazol-2-amine (**Preparation 6**, 8.4g, 33.4mmol, 1eq) in THF (80ml) was added 60% sodium hydride (2.0g, 50.2mmol, 1.5eq) portionwise. The mixture was stirred for 15 minutes before the addition of methyl 3-chloro-4-(chlorosulfonyl)benzoate (**Preparation 5**, 9g, 33.4mmol, 1eq) then stirred
10 for a further 30 minutes. The reaction mixture was added to water (20ml) and the THF evaporated in vacuo. The residue was diluted with water (200ml), extracted with ethyl acetate (2x200ml) and DCM (100ml). The combined organics were dried over sodium sulphate, filtered and evaporated in vacuo to yield the title compound.

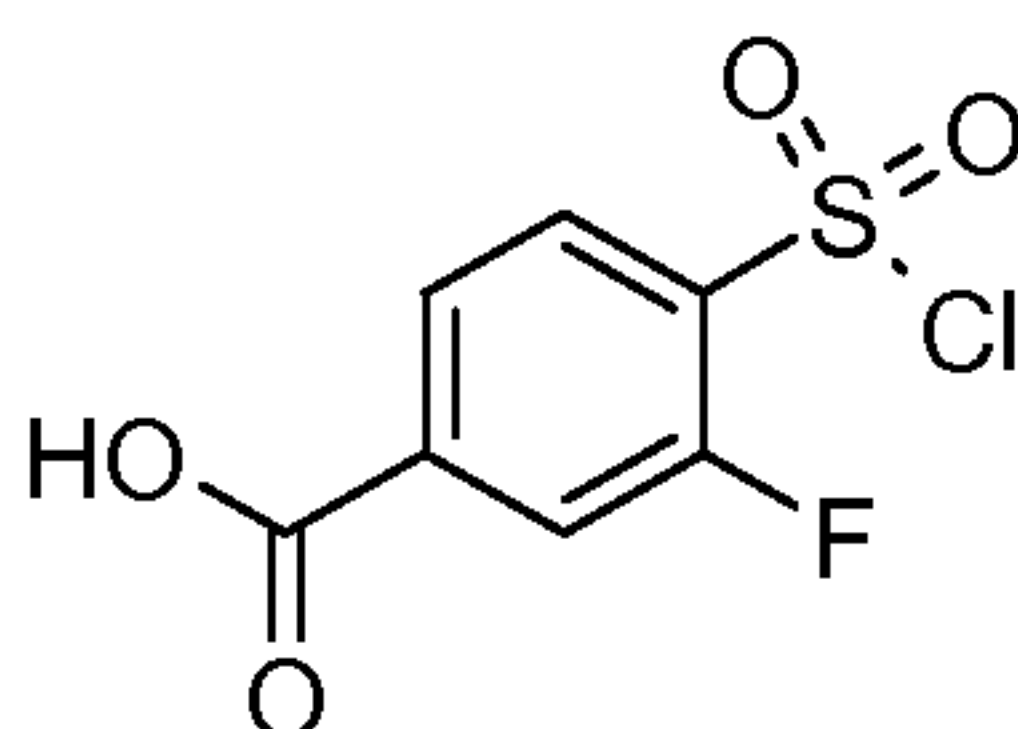
[0469] ¹HNMR (CDCl₃): 3.7 (s, 9H), 5.3 (s, 2H), 6.3 (s, 2H), 6.9 (s, 1H), 7.3 (d, 2H), 7.9 (s, 1H), 8.1 (s, 1H), 8.2 (s, 1H). LCMS Rt= 2.70 min. MS m/z 482 [MH]⁺.
15

[0470] A precipitate formed in the aqueous phase during work up. This was collected by filtration and found to be 3-Chloro-4-[(2,4-dimethoxybenzyl)(1,3-thiazol-2-yl)amino]sulfonyl}benzoic acid.

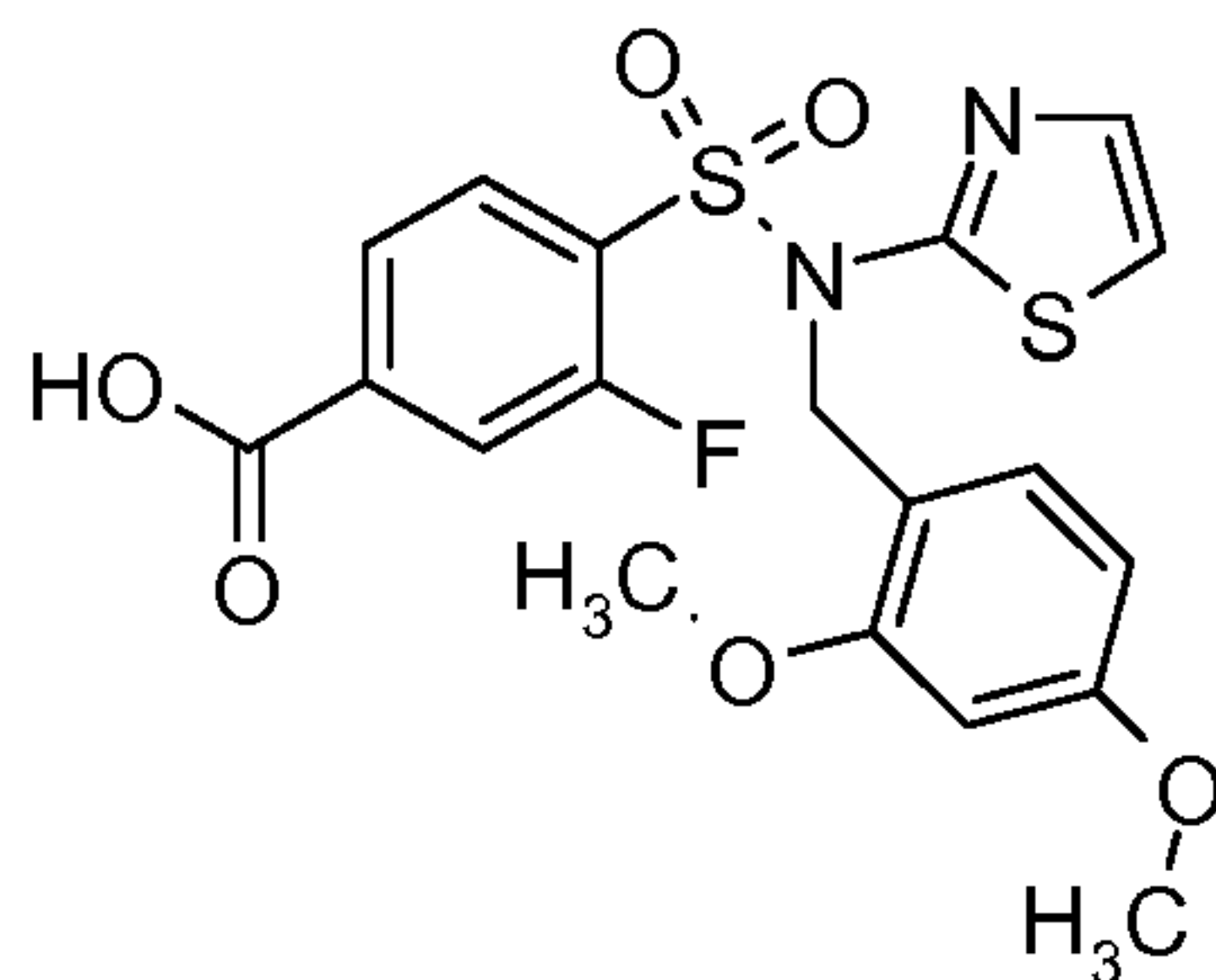
[0471] ¹HNMR (d₄-MeOD): 3.7 (s,H), 5.2 (s, 2H), 6.3 (m,2H), 7.1 (d, 1H), 7.15 (s, 1H), 7.35 (s,1H), 7.9 (d,1H), 8.0 (s, 1H), 8.05 (d, 1H).
20

Preparation 8**4-(Benzylthio)-3-fluorobenzoic acid**

- [0472] 3,4-Difluorobenzoic acid (964mg, 6.1mmol, 1eq), cesium carbonate (3.97g, 12.1mmol, 2eq) and benzyl mercaptan (763mg, 6.14mmol, 1eq) were combined in dimethyl sulphoxide (5ml) and the reaction mixture heated at 75°C for 4 hours. The reaction mixture was poured into ethyl acetate (10ml) then extracted into water (10ml). The aqueous phase was acidified with 2M HCl, extracted into ethyl acetate (10ml), dried over sodium sulphate, filtered and evaporated to yield the title compound as a white solid (1.53g, 5.83mmol, 95%).
- 10 [0473] ¹HNMR (CDCl₃): 4.2 (s, 2H), 7.3 (m, 6H), 7.75 (m, 2H). LCMS Rt= 1.55 min. MS m/z 261 [M-H].

Preparation 9**4-(Chlorosulfonyl)-3-fluorobenzoic acid**

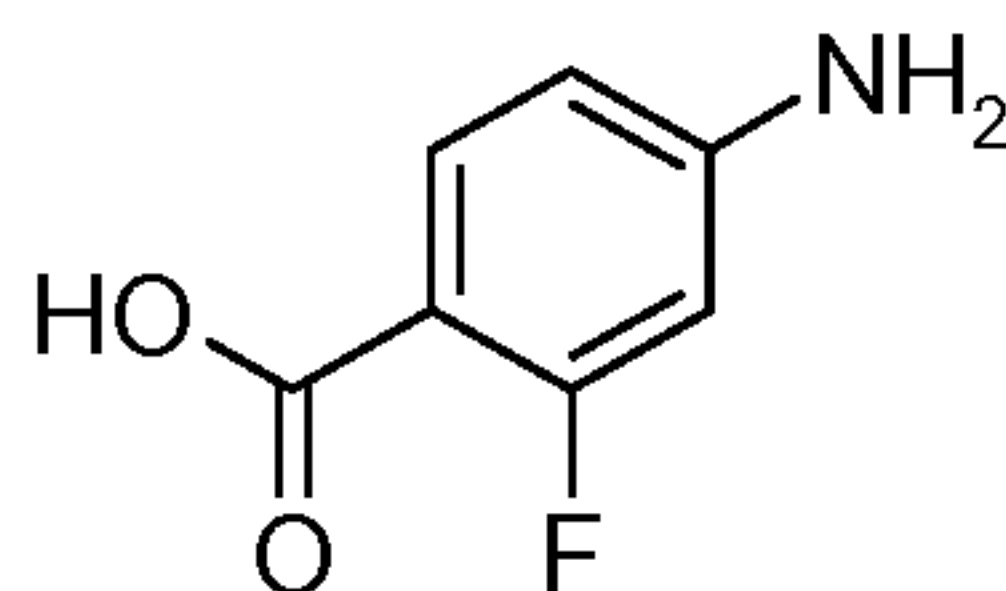
- 15 [0474] To a solution of 4-(benzylthio)-3-fluorobenzoic acid (**Preparation 8**, 1.53g, 5.8mmol, 1eq) in DCM (50ml) and 4N HCl (50ml) at 0°C was added sodium hypochlorite (24ml, 47mmol, 8eq) dropwise and the reaction mixture stirred at room temperature for 30 minutes. The layers were separated, extracted with DCM (20ml), dried over sodium sulphate, filtered and evaporated in vacuo. The residue was triturated with DCM to yield the title compound as a
- 20 white solid (725mg, 3.05mmol, 52%).
- [0475] ¹HNMR (CDCl₃): 8.1 (m, 3H). LCMS Rt= 1.47 min. MS m/z 237 [M-H].

Preparation 10a**4-[(2,4-Dimethoxybenzyl)(1,3-thiazol-2-yl)amino]sulfonyl-3-fluorobenzoic acid**

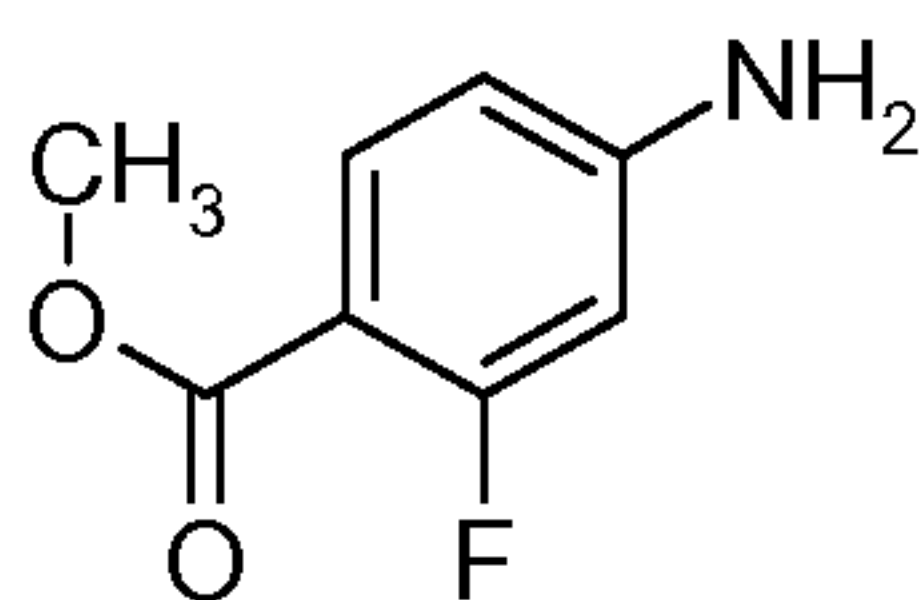
- [0476] N-(2,4-dimethoxybenzyl)-1,3-thiazol-2-amine (**Preparation 6**, 2.34g, 9.35mmol, 5 0.95eq) was suspended in THF (20ml) and stirred at 0°C for 10 minutes. 1,1,1,3,3,3-Hexanemethyldisilazane lithium salt (LiHMDS, 1M in THF, 19.5ml, 20mmol, 2.0eq) was added dropwise maintaining the temperature below 30°C and the reaction mixture stirred for a further 30 minutes. A solution of 4-(chlorosulfonyl)-3-fluorobenzoic acid (**Preparation 9**, 2.35g, 9.85mmol, 1eq) in THF (15ml) was added dropwise maintaining the reaction 10 temperature below 30°C and the reaction mixture stirred at room temperature for 2 hours. The reaction mixture was diluted with brine (10ml), extracted into ethyl acetate (10ml), dried over sodium sulphate, filtered and evaporated in vacuo. The crude material was slurried in t-butylmethyl ether and stirred at room temperature for 72 hours. The resulting solid was collected by filtration to yield the title compound as a beige solid (744mg, 1.64mmol, 17%).
- 15 [0477] LCMS Rt= 1.58 min. MS m/z 452 [MH]⁺.

Preparation 10b

- [0478] 4-[(2,4-Dimethoxy-benzyl)-thiazol-2-yl-sulfamoyl]-3-fluoro-benzoic acid ethyl ester (496 mg, 1.03 mmol) was taken up in THF (2.3 mL, 29 mmol) and water (1.2 mL, 64 mmol). Lithium hydroxide (25 mg, 1.0 mmol) was added, and the reaction mixture as stirred at rt. 20 After 18 h, the reaction mixture was acidified with citric acid and extracted with ethyl acetate (4x). The combined organic layers were washed with brine, dried over sodium sulfate, filtered and concentrated in vacuo to afford the crude product which was used without further purification (308 mg, 63%).
- [0479] MS m/z 451 [M-H]⁻

Preparation 11**4-Amino-2-fluorobenzoic acid**

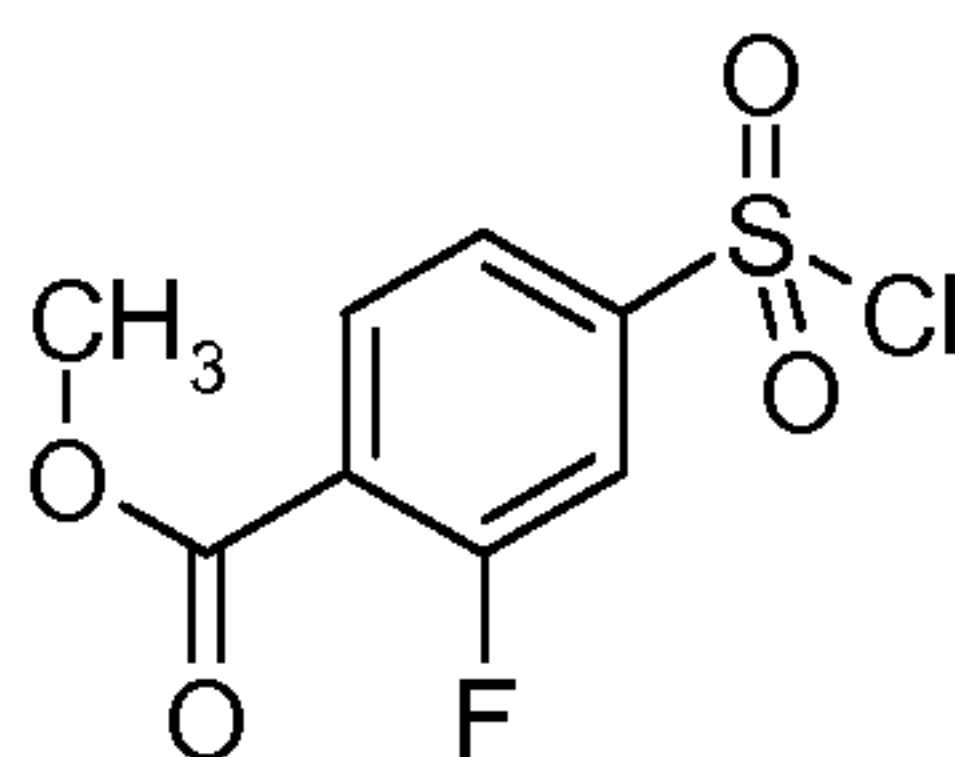
- [0480] A mixture of 4-amino-2-fluorobenzonitrile (25g, 0.183mmol) and potassium hydroxide (125g, 2.23mol) in water (350ml) and industrial methylated spirit (50ml) was heated at reflux for 48 hours. The solvent was evaporated in vacuo and the residue diluted with water and washed with DCM. The aqueous phase was acidified to pH 5.5 with concentrated HCl and the resultant precipitate collected by filtration to yield the title compound as a beige solid (23.94g, 0.154mol 84%).
- 10 [0481] ¹HNMR (d₆-DMSO): 5.2 (bs, 2H), 6.05 (d, 1H), 6.1 (m, 1H), 7.4 (m, 1H). MS m/z 156.02 [MH]⁺.

Preparation 12**Methyl 4-amino-2-fluorobenzoate hydrochloride**

- 15 [0482] 4-Amino-2-fluorobenzoic acid (**Preparation 11**, 23.9g, 0.154mol) was dissolved in MeOH (500ml), HCl gas was bubbled through the solution until the boiling point of the solution was reached. The reaction mixture was heated at reflux for 72 hours. The solvent was evaporated to yield the title compound as a beige solid (33.2g, 0.162mol, 105%).
- [0483] ¹HNMR (d₆-DMSO): 3.7 (s, 3H), 6.2 (d, 1H), 6.3 (d, 1H), 7.5 (t, 1H). LCMS Rt= 20 1.63 min. MS m/z 169.99 [MH]⁺.

Preparation 13

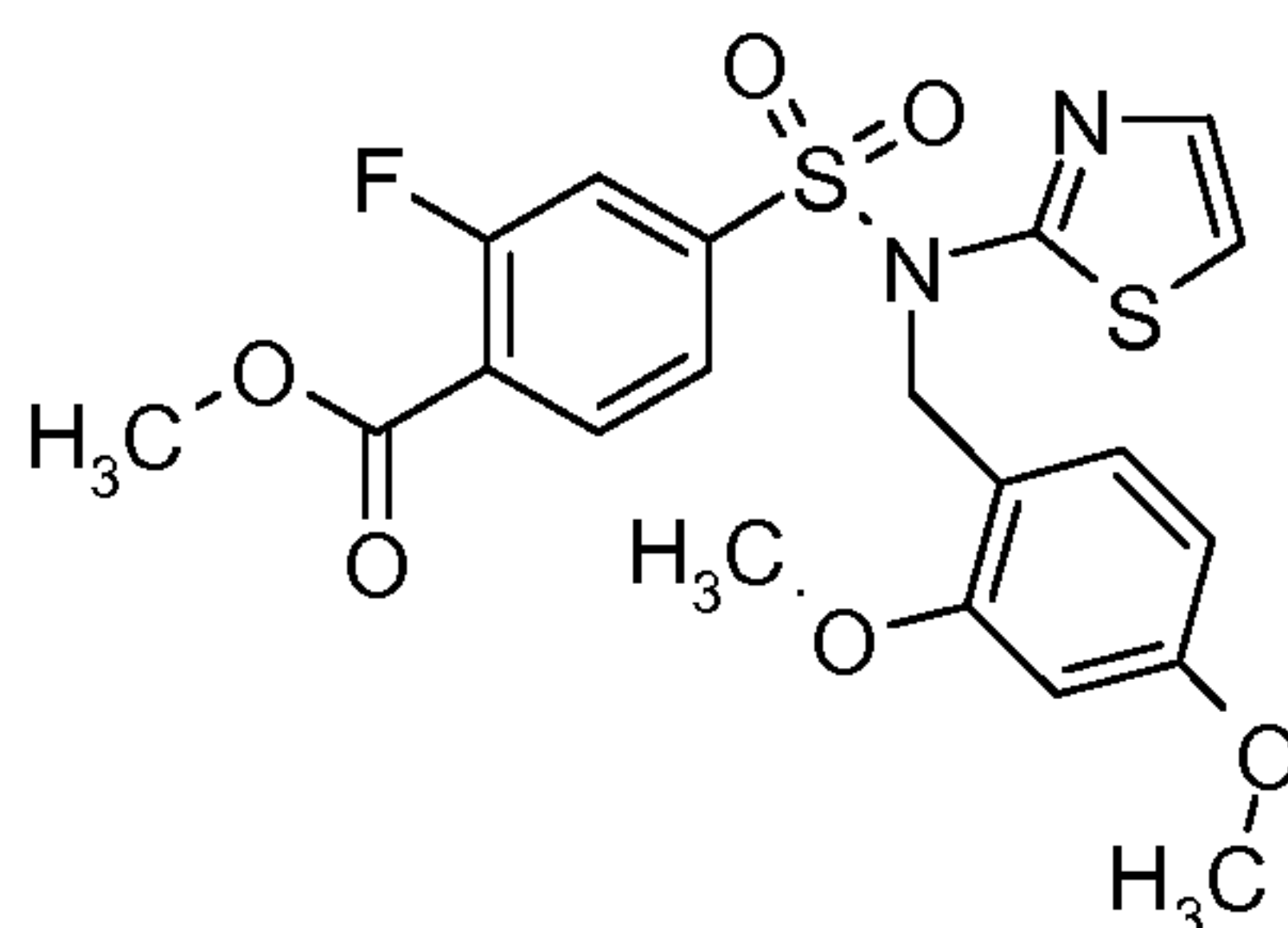
Methyl 4-(chlorosulfonyl)-2-fluorobenzoate



- [0484] To a suspension of methyl 4-amino-2-fluorobenzoate hydrochloride (**Preparation 12**, 33.2g, 0.154mmol, 1eq) in a 1:1 mixture of concentrated HCl and water (70ml:70ml) cooling in an ice bath was added a solution of sodium nitrite (11.71g, 0.169mol, 1.1eq) in warm water (20ml) dropwise maintaining the temperature below 50°C. The reaction mixture was allowed to stir for 10 minutes then filtered through a pad of Celite and the solid washed with water. The filtrate was added portionwise to a solution of sulphur dioxide (49.4g, 0.771mol, 5eq) and copper (I) chloride (100mg) in AcOH (120ml) at 0°C and the reaction mixture stirred for 30 minutes. The mixture was extracted with DCM (3x150ml), washed with saturated sodium hydrogen carbonate, water and brine, dried over magnesium sulphate, filtered and evaporated in vacuo. The crude material was purified by column chromatography eluting with 10% ethyl acetate: hexane to yield the title compound as a red oil (19.68g, 0.078mol, 50%).
- [0485] ¹HNMR (CDCl₃): 4.0 (s, 3H), 7.8 (m, 2H), 8.19 (m, 1H). MS m/z 251 [M-H]-.

Preparation 14

Methyl 4-[(2,4-dimethoxybenzyl)(1,3-thiazol-2-yl)amino]sulfonyl-2-fluorobenzoate



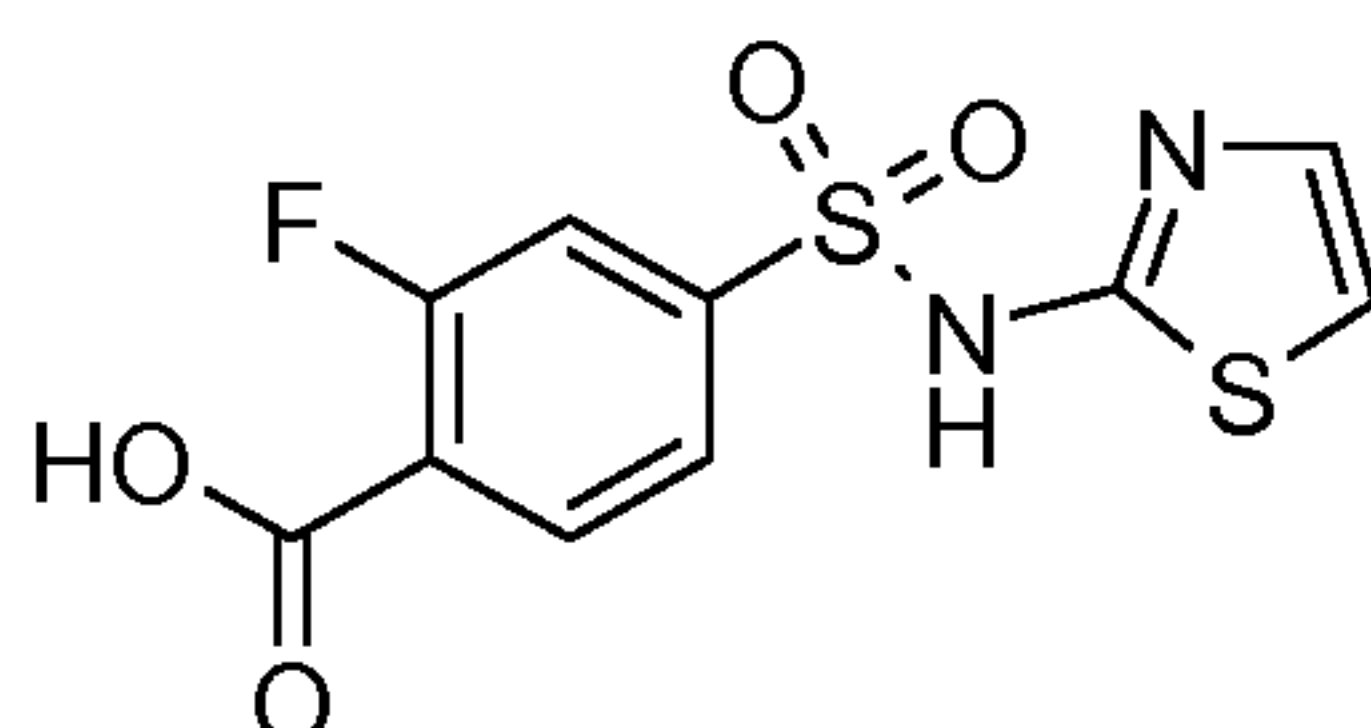
- [0486] To an ice cooled solution of N-(2,4-dimethoxybenzyl)-1,3-thiazol-2-amine (**Preparation 6**, 9.0g, 35.9mmol, 1eq) in THF (80ml) was added 60% sodium hydride (2.15g, 53.9mmol, 1.5eq) portionwise. The mixture was stirred for 30 minutes before the addition of methyl 4-(chlorosulfonyl)-2-fluorobenzoate (**Preparation 13**, 9.06g, 35.9mmol, 1eq) then stirred for a further hour at room temperature. The reaction mixture was added to water (20ml) and the THF evaporated in vacuo. The residue was diluted with water (200ml), extracted into

DCM (3x200ml), dried over sodium sulphate, filtered and evaporated in vacuo to yield the title compound as an orange solid (17.1g, 36.7mmol).

[0487] LCMS Rt= 2.72 min. MS m/z 467 [MH]⁺.

Preparation 15

5 2-Fluoro-4-[(1,3-thiazol-2-ylamino)sulfonyl]benzoic acid

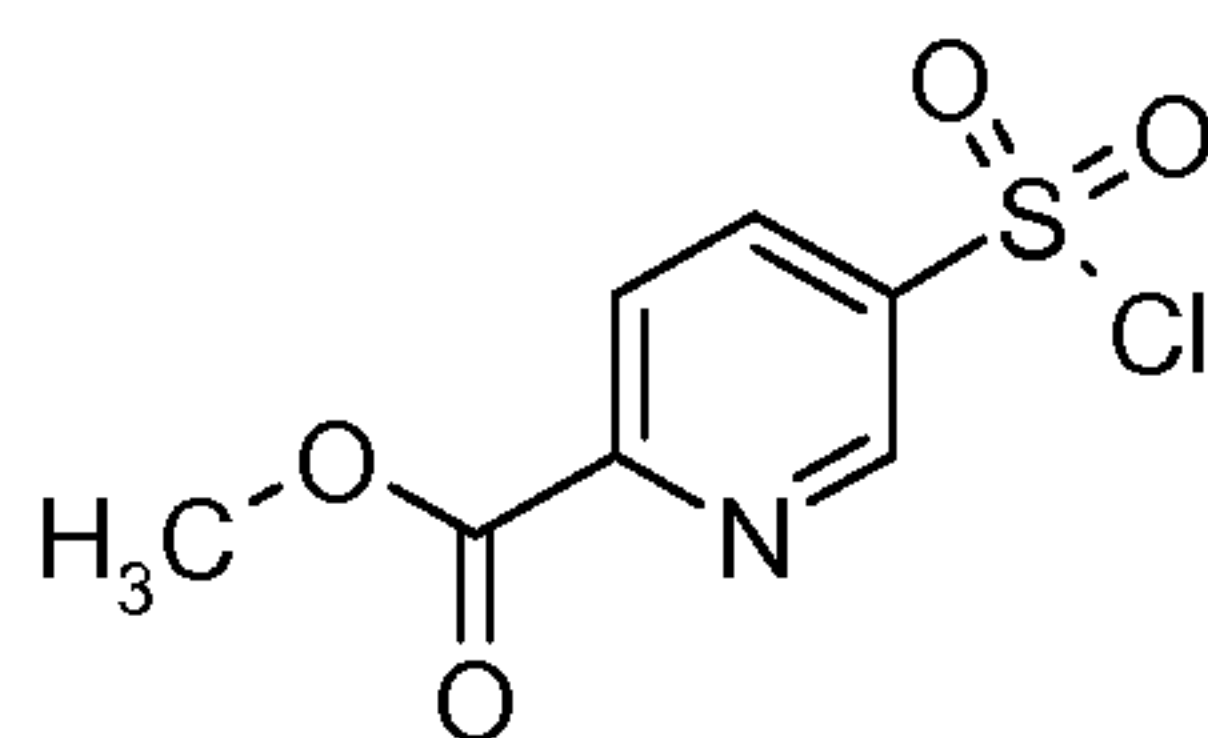


[0488] A mixture of methyl 4-[(2,4-dimethoxybenzyl)(1,3-thiazol-2-yl)amino]sulfonyl}-2-fluorobenzoate (**Preparation 14**, 10g, 21mmol, 1eq) and sodium hydroxide 4.3g, 0.107mol, 5eq) in THF: MeOH: water (25ml:2ml:75ml) was heated at 50°C for 4 hours. The reaction mixture was acidified to pH 2.0 with 2M HCl and the resulting precipitate collected by filtration. The crude material was purified by column chromatography eluting with 90:10:1 DCM: MeOH: ammonia to yield the title compound as a yellow solid (706mg, 2.33mmol, 11%).

[0489] ¹HNMR (d₄-MeOD): 6.7 (s, 1H), 7.1 (s, 1H), 7.6 (m, 1H), 7.7 (m, 1H), 8.0 (m, 1H). MS m/z 303 [MH]⁺.

Preparation 16

Methyl 5-(chlorosulfonyl)pyridine-2-carboxylate



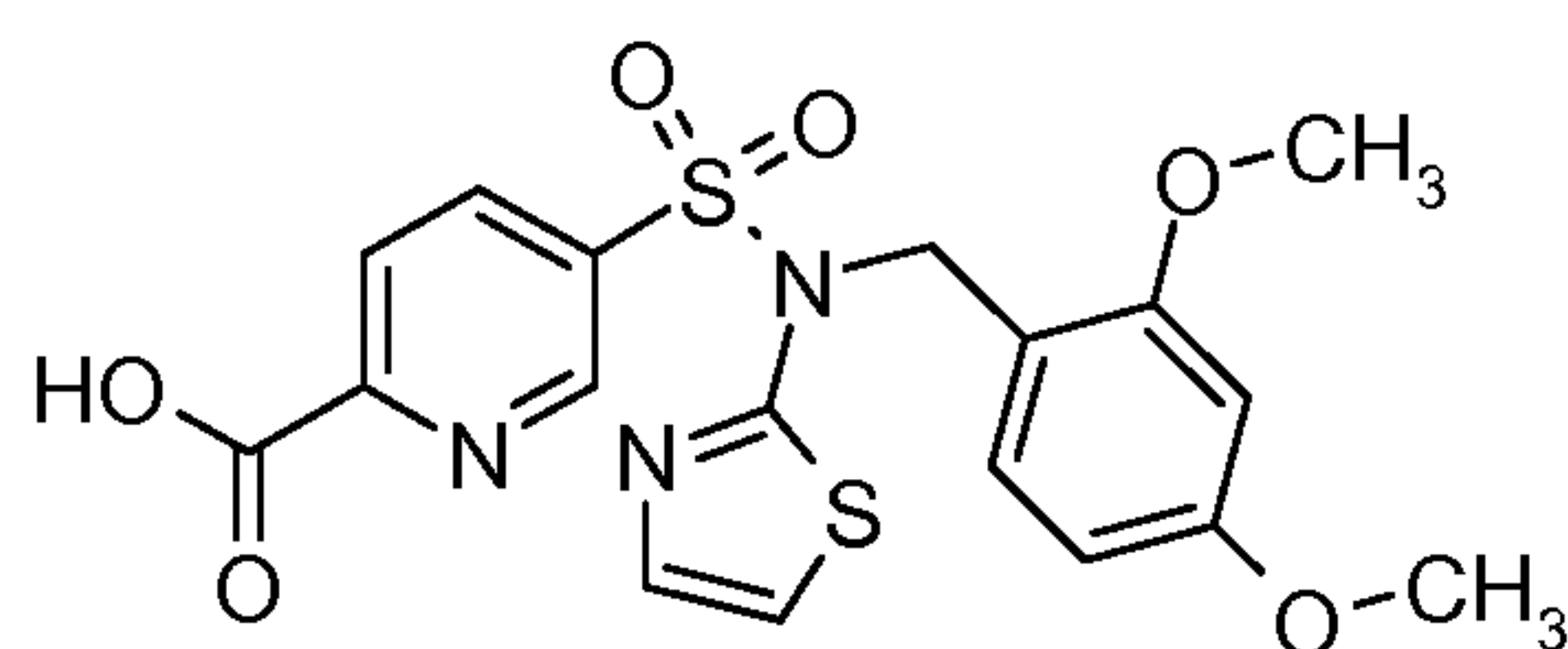
[0490] 6-Methylpyridine-3-sulfonic acid (2.78g, 16.1mmol, 1eq) and potassium hydroxide (2.3g, 41mmol, 2.55eq) were dissolved in water (10ml), potassium permanganate (16g, 101mmol, 6.31eq) was added portionwise over 3 hours and the reaction mixture heated at 90°C for 4 hours. The reaction mixture was allowed to cool to room temperature and the resulting precipitate collected by filtration. The material was dissolved in thionyl chloride (10ml) and heated to reflux, dimethylformamide (1ml) was added dropwise over 1 hour and the resulting reaction mixture heated at reflux for a further 2 hours. The thionyl chloride was evaporated in

vacuo and the residue azeotrope with DCM (10ml). The material was redissolved in DCM (30ml), MeOH (15ml) was added dropwise and the reaction mixture stirred at room temperature for 30 minutes. The solvent was evaporated and the residue extracted from saturated sodium hydrogen carbonate (10ml) into ethyl acetate (10ml), dried over sodium sulphate, filtered and evaporated to yield the title compound as a white solid (1g, 4.27mmol, 26%).

[0491] $^1\text{H NMR}$ (CDCl_3): 4.05 (s, 3H), 8.4 (d, 1H), 8.45 (d, 1H), 9.35 (s, 1H). LCMS R_t = 1.21 min. MS m/z 235 $[\text{MH}]^+$.

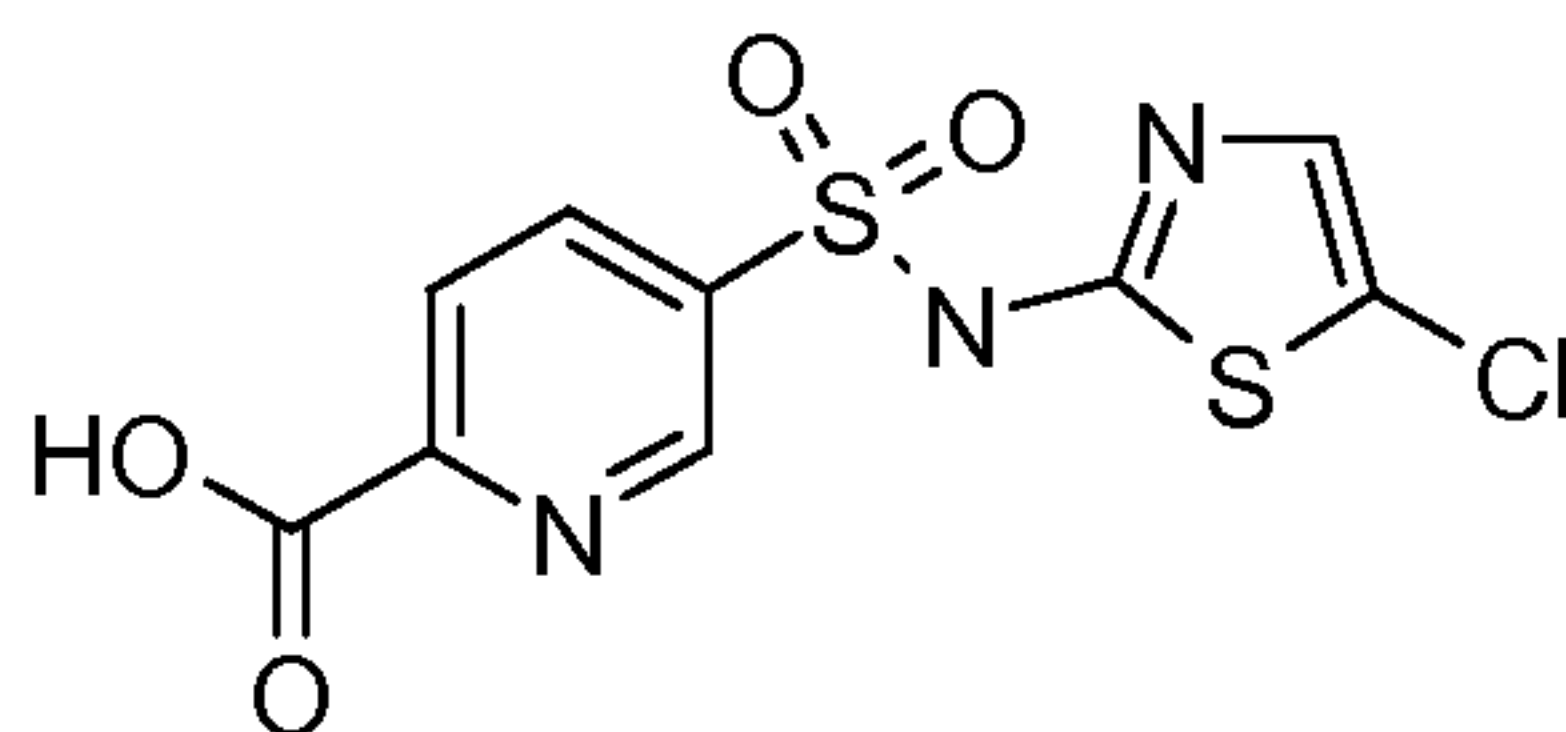
Preparation 17

10 5-[(2,4-Dimethoxybenzyl)(1,3-thiazol-2-yl)amino]sulfonylpyridine-2-carboxylic acid



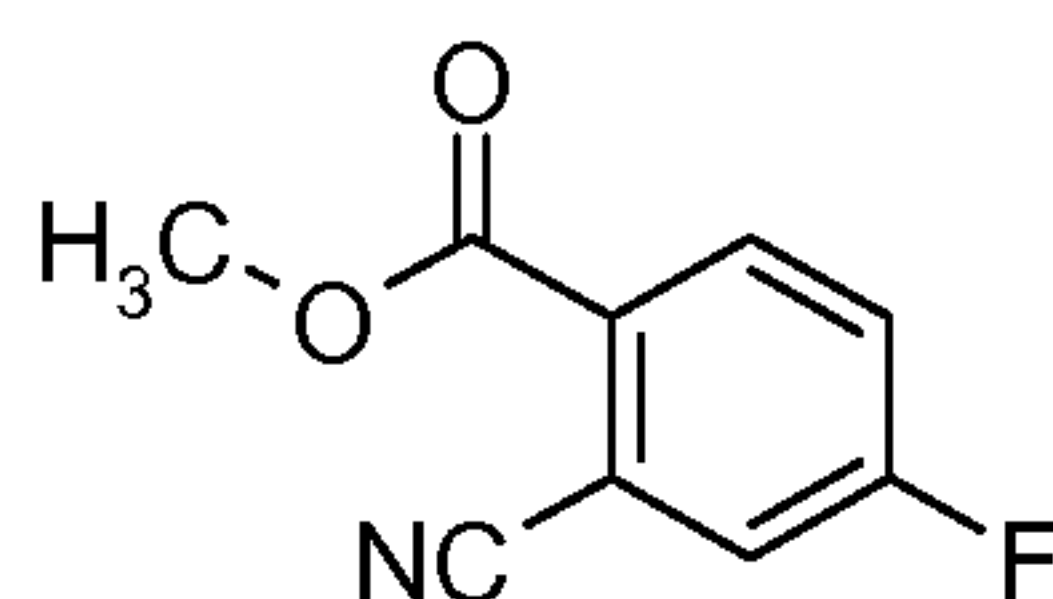
[0492] N-(2,4-dimethoxybenzyl)-1,3-thiazol-2-amine (**Preparation 6**, 961mg, 3.84mmol, 1.0eq) was suspended in THF (10ml) and stirred at -78°C for 10 minutes. 1,1,1,3,3,3-Hexamethyldisilazane lithium salt (LiHMDS, 1M in THF, 4.2ml, 4.2mmol, 1.1eq) was added dropwise maintaining the temperature below -70°C and the reaction mixture stirred for a further 30 minutes. A solution of methyl 5-(chlorosulfonyl)pyridine-2-carboxylate (**Preparation 16**, 1g, 3.8mmol, 1eq) in THF (5ml) was added dropwise maintaining the reaction temperature below -72°C and the reaction mixture allowed to warm to room temperature for 2 hours. The reaction mixture was diluted with water (10ml), extracted into ethyl acetate (5ml), dried over sodium sulphate, filtered and evaporated in vacuo. The crude material was dissolved in dioxane (5ml), a solution of sodium hydroxide (311mg, 7.77mmol, 2eq) in water (2ml) was added and the reaction mixture stirred at room temperature for 30 minutes. The MeOH was evaporated and the remaining aqueous solution washed with ethyl acetate (10ml). Brine (10ml) was added to the aqueous phase and the solution extracted with ethyl acetate (10ml). A precipitate formed in the organic phase which was collected by filtration to yield the title compound as a white solid (415mg, 0.95mmol, 25%).

[0493] $^1\text{H NMR}$ (d_6 -DMSO): 3.65 (s, 3H), 3.7 (s, 3H), 4.95 (s, 2H), 6.4 (m, 1H), 6.5 (s, 1H), 7.0 (s, 1H), 7.45 (s, 2H), 8.0 (m, 1H), 8.1 (m, 1H), 8.8 (s, 1H). LCMS R_t = 1.40 min. MS m/z 435 $[\text{M-H}]^-$.

Preparation 18**5-[(5-Chloro-1,3-thiazol-2-yl)amino]sulfonylpyridine-2-carboxylic acid**

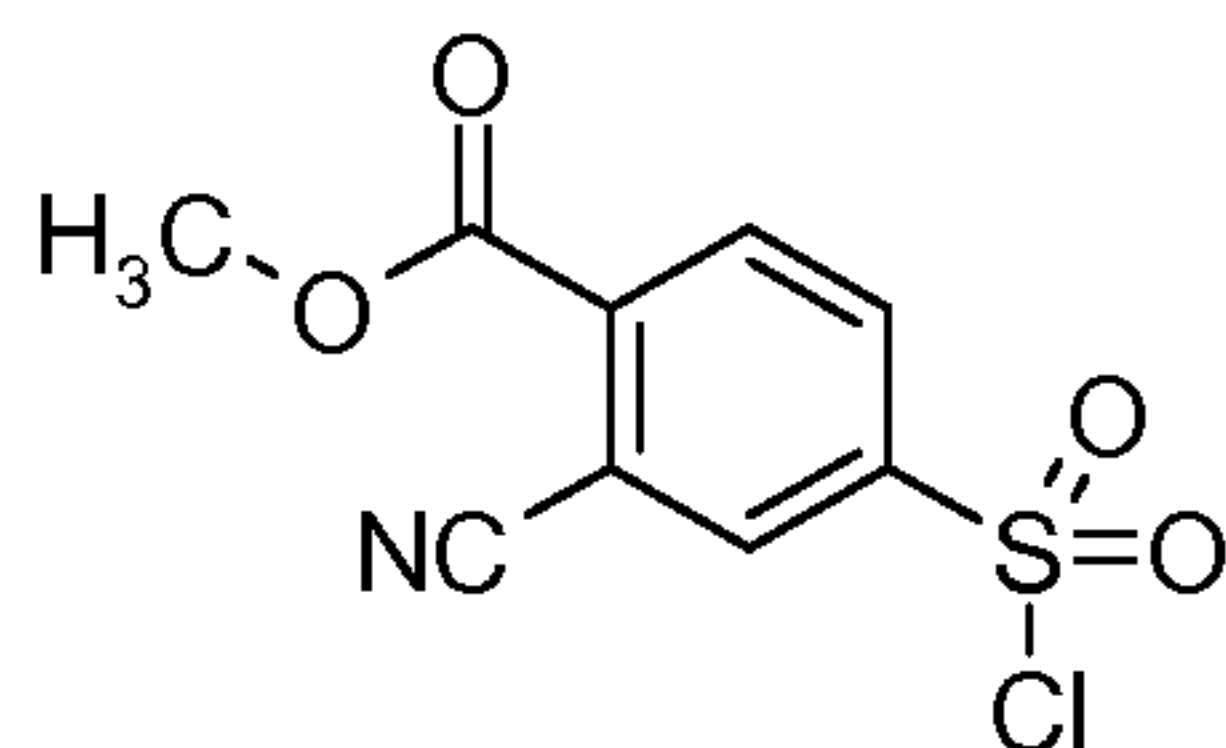
[0494] 2-Amino-5-chlorothiazole hydrochloride (2.63g, 15.4mmol, 3.96eq) was dissolved in
 5 pyridine (10ml) and stirred at room temperature for 10 minutes before the addition of methyl 5-
 (chlorosulfonyl)pyridine-2-carboxylate (**Preparation 16**, 915mg, 3.8mmol, 1eq) portionwise
 and the resulting reaction mixture stirred at room temperature for a further hour. The mixture
 was dropped slowly into 6M HCl (20ml), extracted into ethyl acetate (15ml), washed with
 saturated sodium hydrogen carbonate (15ml), dried over sodium sulphate, filtered and
 10 evaporated in vacuo. The residue was suspended in dioxane (5ml), a solution of sodium
 hydroxide (300mg, 7.5mmol, 1.9eq) in water (2ml) was added and the reaction mixture stirred
 at room temperature for 30 minutes. The reaction mixture was washed with ethyl acetate
 (10ml). The remaining aqueous phase diluted with brine (10ml), acidified to pH 1, extracted
 into ethyl acetate (10ml), dried over sodium sulphate, filtered and evaporated in vacuo to yield
 15 the title compound as an orange solid (90mg, 0.28mmol, 7%).

[0495] LCMS $R_t = 1.16$ min. MS m/z 319 [MH]⁺.

Preparation 19**Methyl 2-cyano-4-fluorobenzoate**

20 [0496] 2-Bromo-5-fluorobenzonitrile (5.0g, 25mmol, 1eq), Et₃N (5.08g, 50.2mmol, 2eq) and
 [1,1'-bis(diphenylphosphino)ferrocene]dichloropalladium (11), complex with DCM (1;1) (2.05g,
 2.5mmol, 0.1eq) were combined in MeOH (50ml) and heated at 60°C under 100psi of carbon
 monoxide for 24 hours. The catalyst was removed by filtration through arbolcel and the filtrate
 evaporated in vacuo. The crude material was purified by column chromatography eluting with
 25 heptane: ethyl acetate (70:30) to yield the title compound as a white solid (796mg, 4.44mmol,
 18%).

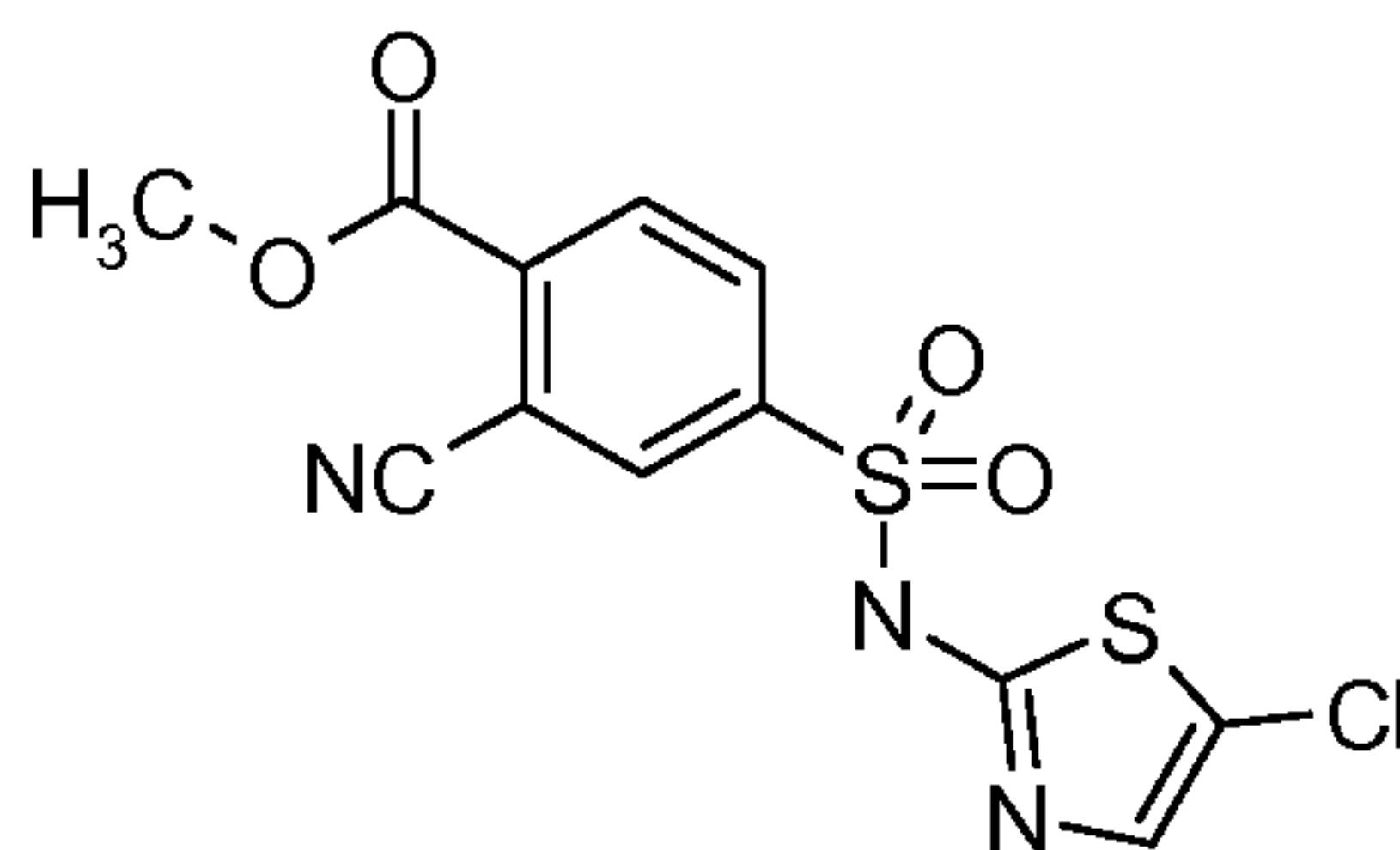
[0497] ¹HNMR (CDCl₃): 4.0 (s, 3H), 7.4 (m, 1H), 7.5 (m, 1H), 8.2 (m, 1H).

Preparation 20**Methyl 4-(chlorosulfonyl)-2-cyanobenzoate**

[0498] Methyl 2-cyano-4-fluorobenzoate (**Preparation 19**, 790mg, 4.4mmol, 1eq),
 5 potassium carbonate (934mg, 6.7mmol, 1.5eq) and phenylmethanethiol (560mg, 4.5mmol,
 1eq) were combined in dimethylsulphoxide (10ml) and the reaction mixture was stirred at room
 temperature for 2 hours. The reaction mixture was extracted from water (10ml) into ethyl
 acetate (10ml), washed with water (2x10ml), dried over sodium sulphate, filtered and
 evaporated in vacuo. The material was dissolved in DCM (30ml) and 4M HCl (23ml), sodium
 10 hypochlorite (18ml, 35.3mmol, 7.9eq) was added dropwise at 0°C and the reaction mixture
 stirred for a further 45 minutes. The reaction mixture was extracted into DCM (20ml), dried
 over sodium sulphate, filtered and evaporated in vacuo. The crude material was triturated with
 t-butylmethyl ether to yield the title compound as a white solid (580mg, 2.23mmol, 50%).

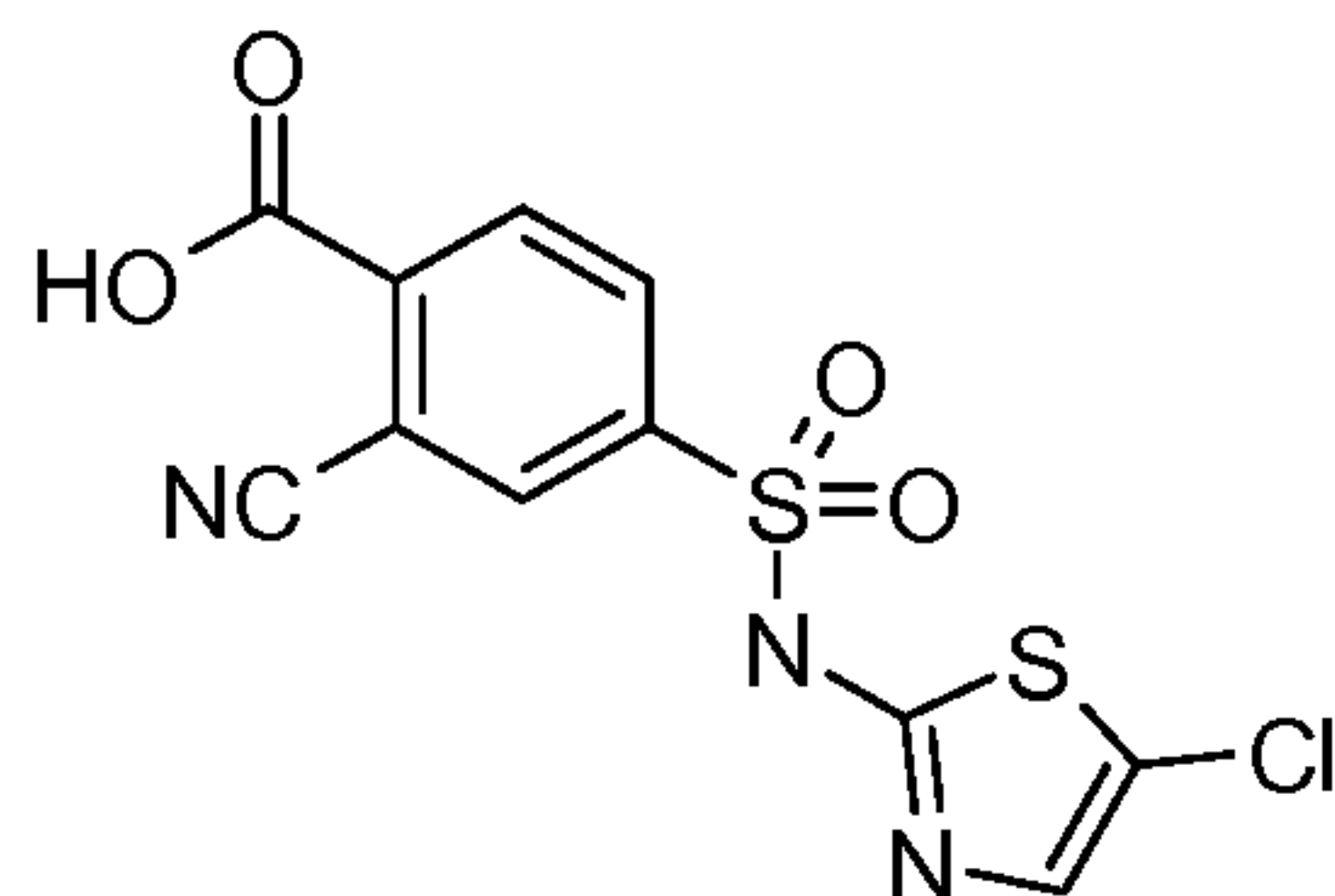
[0499] ¹HNMR (CDCl₃): 4.1 (s, 3H), 8.3 (m, 1H), 8.4 (m, 2H).

15

Preparation 21**Methyl 4-((5-chloro-1,3-thiazol-2-yl)amino)sulfonyl-2-cyanobenzoate**

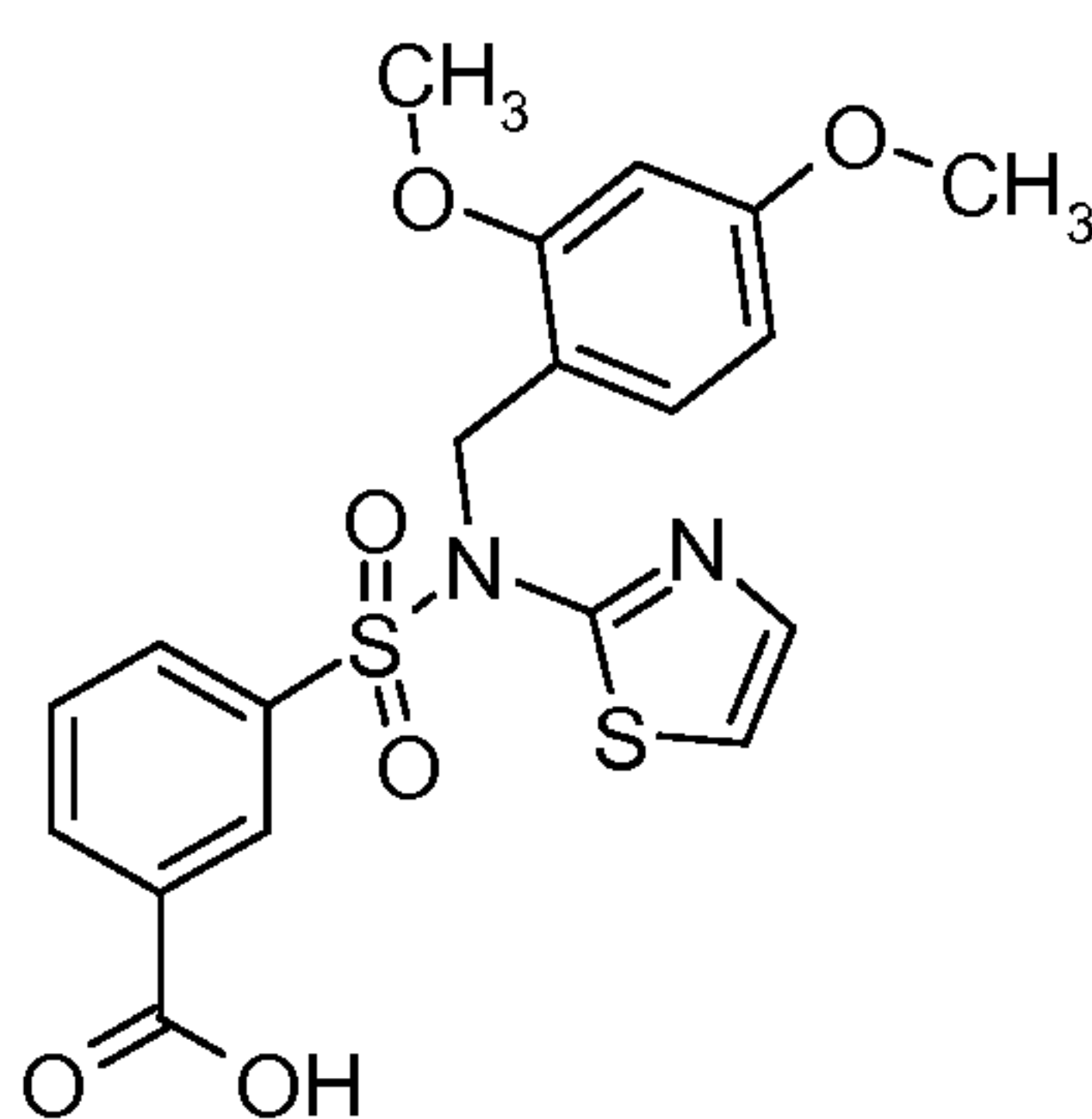
[0500] To a solution of 5-chloro-1,3-thiazol-2-amine hydrochloride (1.15g, 6.7mmol, 3eq) in
 pyridine (7.5ml) was added methyl 4-(chlorosulfonyl)-2-cyanobenzoate (**Preparation 20**,
 20 580mg, 2.2mmol, 1eq) portionwise and the reaction mixture was stirred at room temperature
 for 1 hour. The mixture was slowly added to 6M HCl (40ml) and the resulting precipitate
 was collected by filtration and triturated with MeOH to yield the title compound as a brown
 solid (138mg, 0.38mmol, 17%).

[0501] ¹HNMR (d₆-DMSO): 3.9 (s, 3H), 7.6 (s, 1H), 8.2 (m, 3H). LCMS Rt= 1.39 min. MS
 25 m/z 357[M-H]-.

Preparation 22**4-[(5-Chloro-1,3-thiazol-2-yl)amino]sulfonyl-2-cyanobenzoic acid**

[0502] Methyl 4-[(5-chloro-1,3-thiazol-2-yl)amino]sulfonyl-2-cyanobenzoate
 5 (**Preparation 21**, 124mg, 0.348mmol, 1eq) was dissolved in dioxane (2.5ml): water (2.5ml), lithium hydroxide (200mg, 5mmol, 14eq) was added and the reaction mixture stirred at room temperature for 1 hour. The reaction mixture was diluted with water (5ml), washed with ethyl acetate (10ml), acidified with 2M HCl (10ml), extracted into ethyl acetate (10ml), dried over sodium sulphate, filtered and evaporated to yield the title compound as a brown solid (95mg,
 10 0.27mmol, 79%).

[0503] ¹HNMR (d₆-DMSO): 7.6 (s, 1H), 8.2 (m, 1H), 8.25 (m, 2H). LCMS Rt= 1.4 min. MS m/z 343-345[M-H]-.

Preparation 23**3-[(2,4-Dimethoxybenzyl)(1,3-thiazol-2-yl)amino]sulfonylbenzoic acid**

15 [0504] Sodium hydride (60% in mineral oil, 239mg, 5.99mmol, 1.5eq) was added portionwise to a solution of N-(2,4-dimethoxybenzyl)-1,3-thiazol-2-amine (**Preparation 6**, 1g, 3.995mmol, 1eq) in THF (10ml) at 0°C. The mixture was stirred for 40 minutes before the addition of methyl 3-(chlorosulfonyl)benzoate (937, 3.995mmol, 1eq) and the reaction mixture
 20 stirred for a further 1 hour at 0°C and 5 hours at room temperature. Water (2ml) was added and the THF evaporated in vacuo. The residue was extracted from water (10ml) into ethyl acetate

(3x5ml), washed with brine, dried over magnesium sulphate, filtered and evaporated in vacuo to yield methyl 3-[[[(2,4-dimethoxybenzyl)(1,3-thiazol-2-yl)amino]sulfonyl}benzoate.

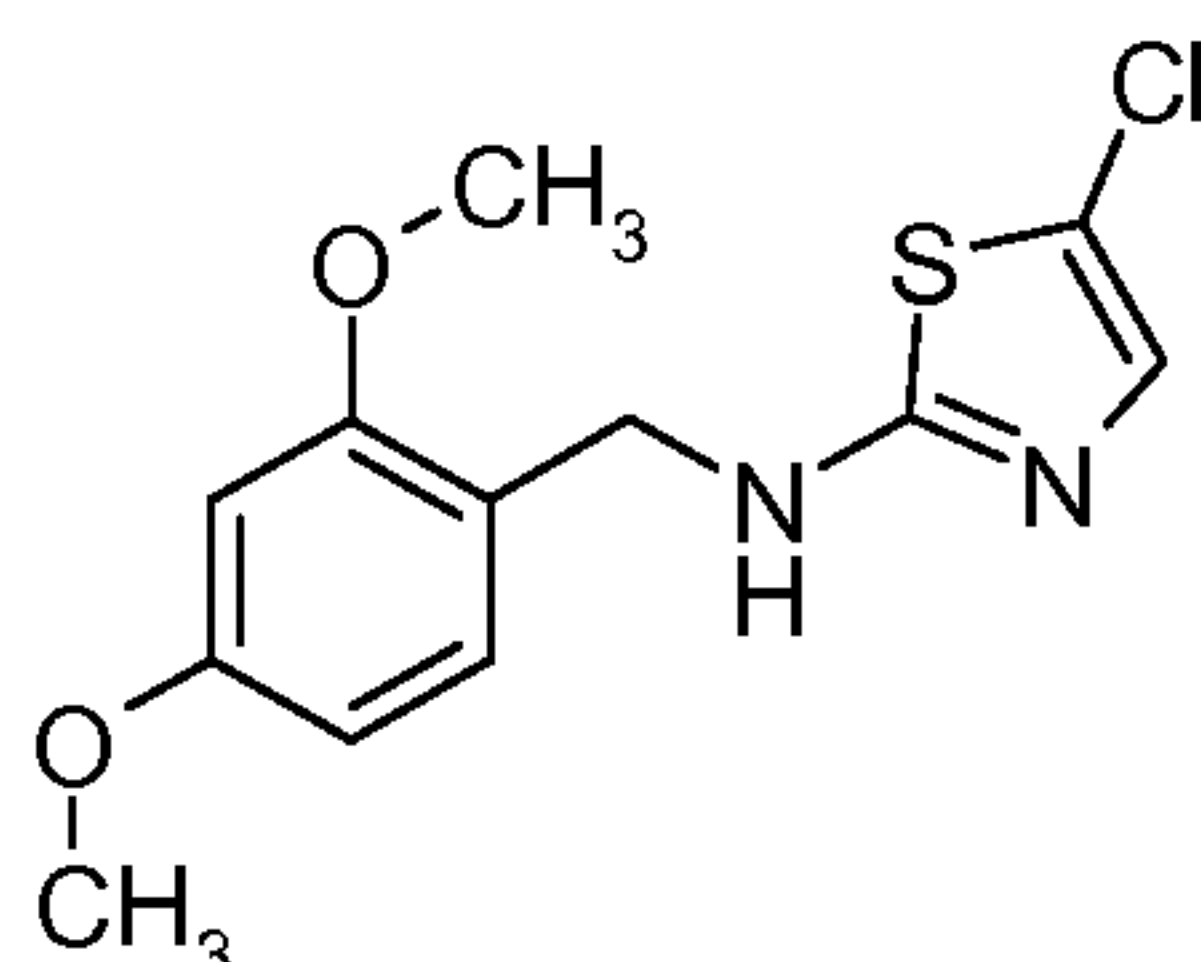
[0505] LCMS Rt= 2.62 min. MS m/z 449 [MH]⁺.

[0506] A crystalline precipitate formed in the aqueous phase which was collected by
5 filtration to yield the title compound. This material was taken on crude to the next step.

[0507] MS m/z 435 [MH]⁺.

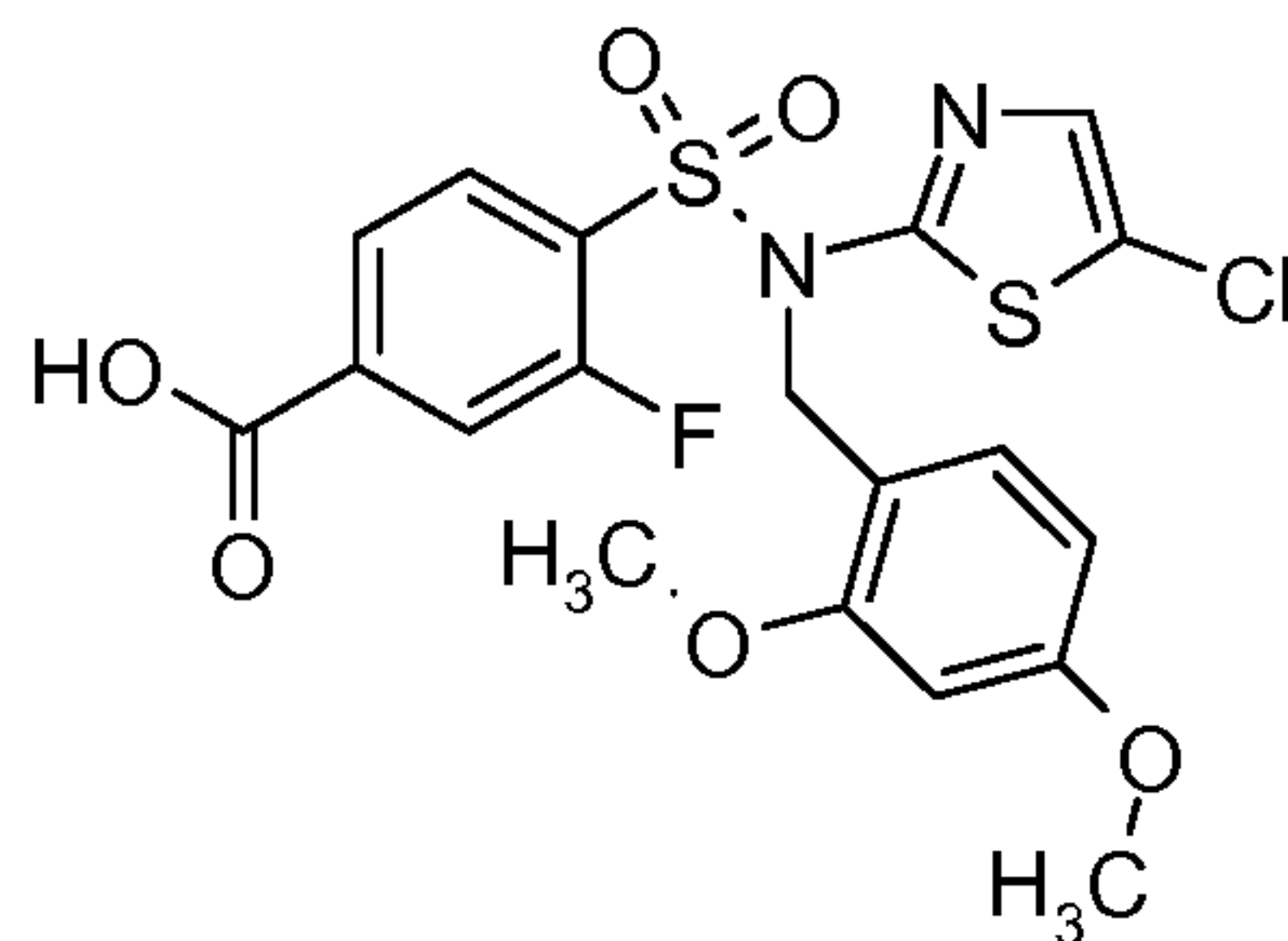
Preparation 24

4-Chloro-N-(2,4-dimethoxybenzyl)-1,3-thiazol-2-amine



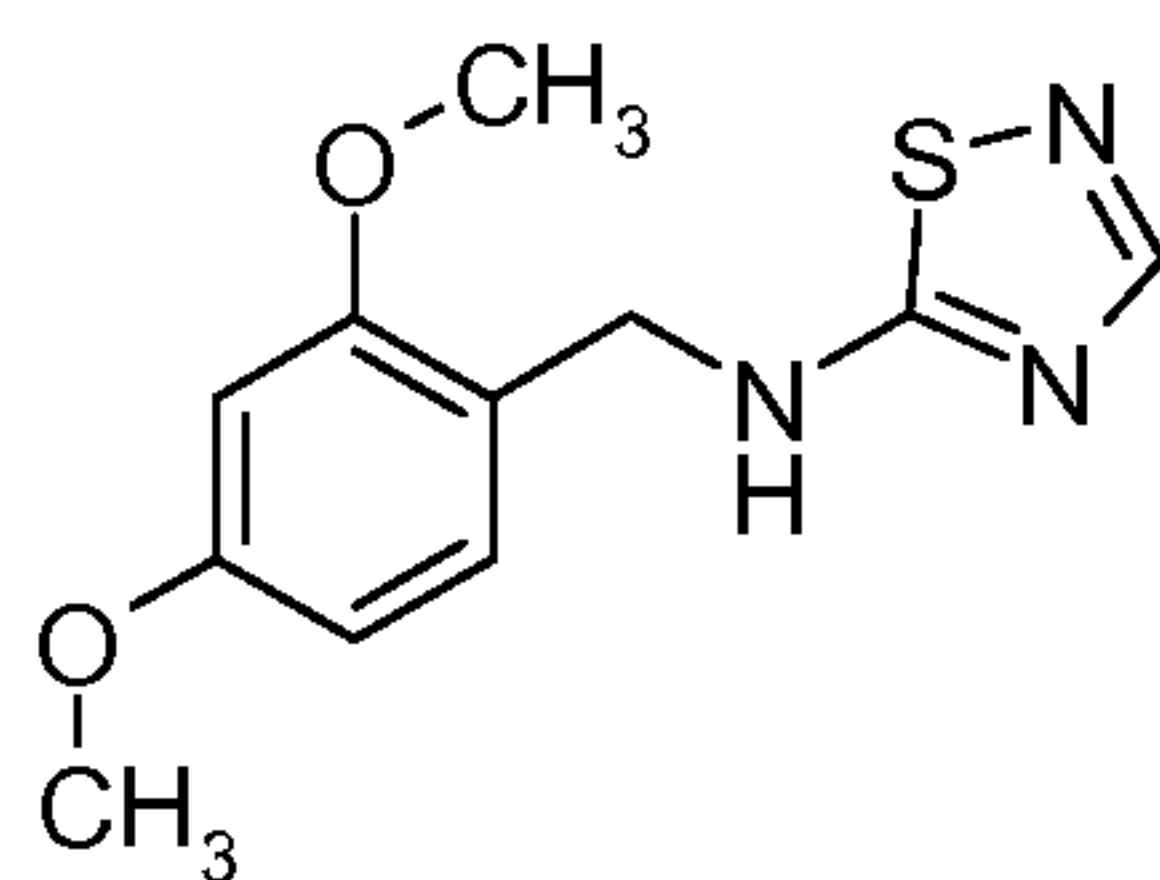
10 [0508] 2,4 Dimethoxybenzaldehyde (5g, 30mmol, 1eq), 2-amino-5-chlorothiazole
hydrochloride (5.15g, 30mmol, 1eq), Et₃N (3.04g, 30mmol, 1eq) and piperidine (31mg,
0.361mmol, 0.012eq) were combined in DCM (100ml) and the reaction mixture heated to
reflux over sieves for 18 hours. The sieves were removed by filtration and the reaction mixture
diluted with MeOH (50ml). Sodium borohydride (5.01g, 132mmol, 4.4eq) was added
15 portionwise and the reaction mixture heated to reflux for 1 hour. The mixture was cooled,
quenched with water and the organic solvent evaporated in vacuo. The residue was extracted
from water into ethyl acetate, dried over sodium sulphate, filtered and evaporated in vacuo.
The crude material was triturated with isopropanol to yield the title compound as a cream solid.

[0509] ¹HNMR (d₆-DMSO): 3.72 (s, 3H), 3.77 (s, 3H), 4.25 (d, 2H), 6.46 (m, 1H), 5.54 (s,
20 1H), 6.95 (s, 1H), 7.13 (d, 1H), 7.95 (t, 1H). MS m/z 283 [M-H]⁻.

Preparation 25**4-[(5-Chloro-1,3-thiazol-2-yl)-(2,4-dimethoxybenzyl)-sulfonyl]-3-fluorobenzoic acid**

[0510] The title compound was prepared in 30% yield from 4-chloro-N-(2,4-dimethoxybenzyl)-1,3-thiazol-2-amine (**Preparation 24**) and 4-(chlorosulfonyl)-3-fluorobenzoic acid (**Preparation 9**) following the procedure described in **Preparation 10**.

[0511] LCMS Rt= 2.52 min. MS m/z 337 [MH]⁺.

Preparation 26**N-(2,4-dimethoxybenzyl)-1,2,4-thiadiazol-5-amine**

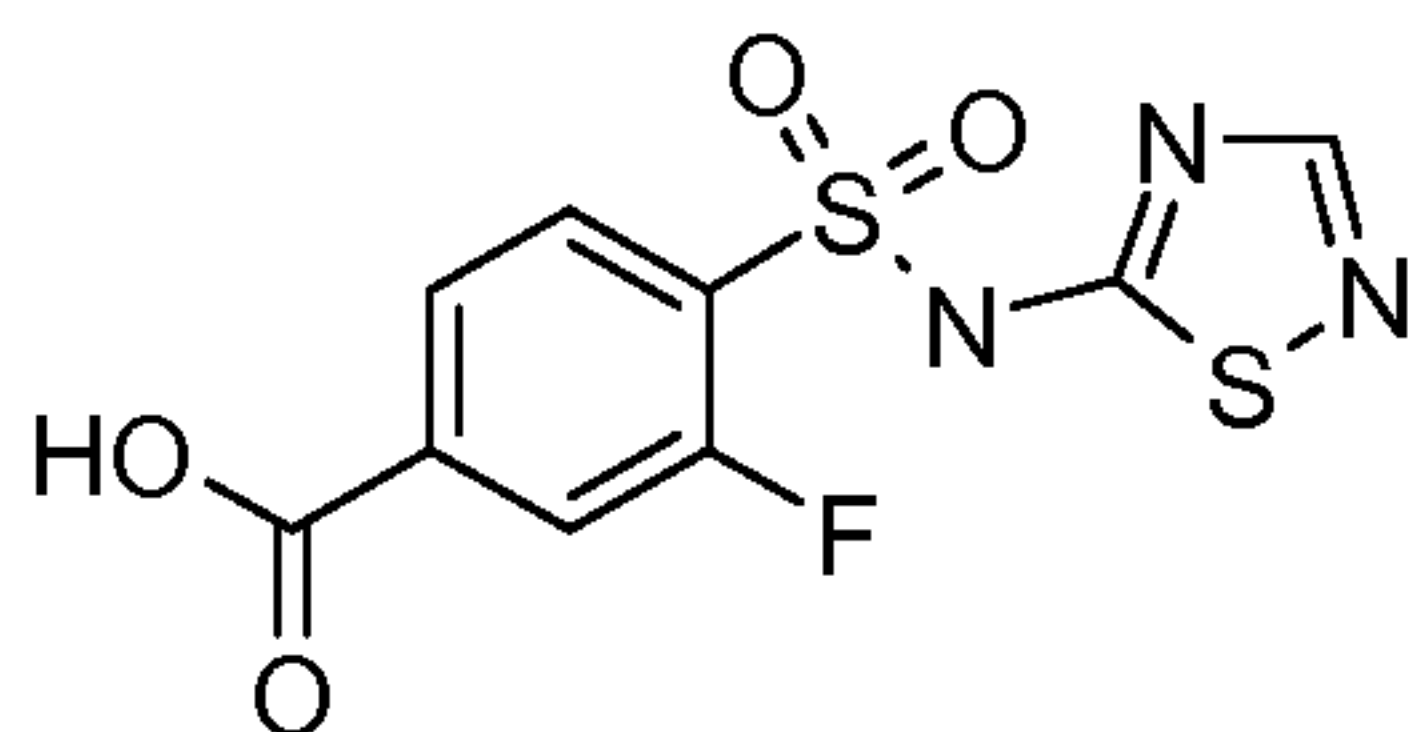
10

[0512] 2,4 Dimethoxybenzaldehyde (4.1g, 24mmol, 1eq), 2 amino-1,2,4-thiadiazole (2.5g, 24.7mmol, 1eq), Et₃N (3.04g, 30mmol, 1eq) and piperidine (25mg, 0.297mmol, 0.012eq) were combined in DCM (100ml) and the reaction mixture heated to reflux over sieves for 72 hours. The reaction mixture was cooled to room temperature and chlorotitaniumisopropoxide (1M solution in hexane, 29.7ml, 29.7mmol, 1.2eq) was added and the reaction mixture stirred at room temperature for 15 minutes. The sieves were removed by filtration and the reaction mixture diluted with MeOH (50ml). Sodium borohydride (3.7g, 99mmol, 4.0eq) was added portionwise and the reaction mixture stirred for 1 hour. The reaction mixture was diluted with saturated sodium hydrogen carbonate (100ml) and the resulting titanium precipitate removed by filtration through Celite. The filtrate was dried over sodium sulphate, filtered and evaporated in vacuo. The crude material was purified by column chromatography eluting with 15-60% ethyl acetate: heptane to yield the title compound (1.1g, 4.38mmol, 17%).

15

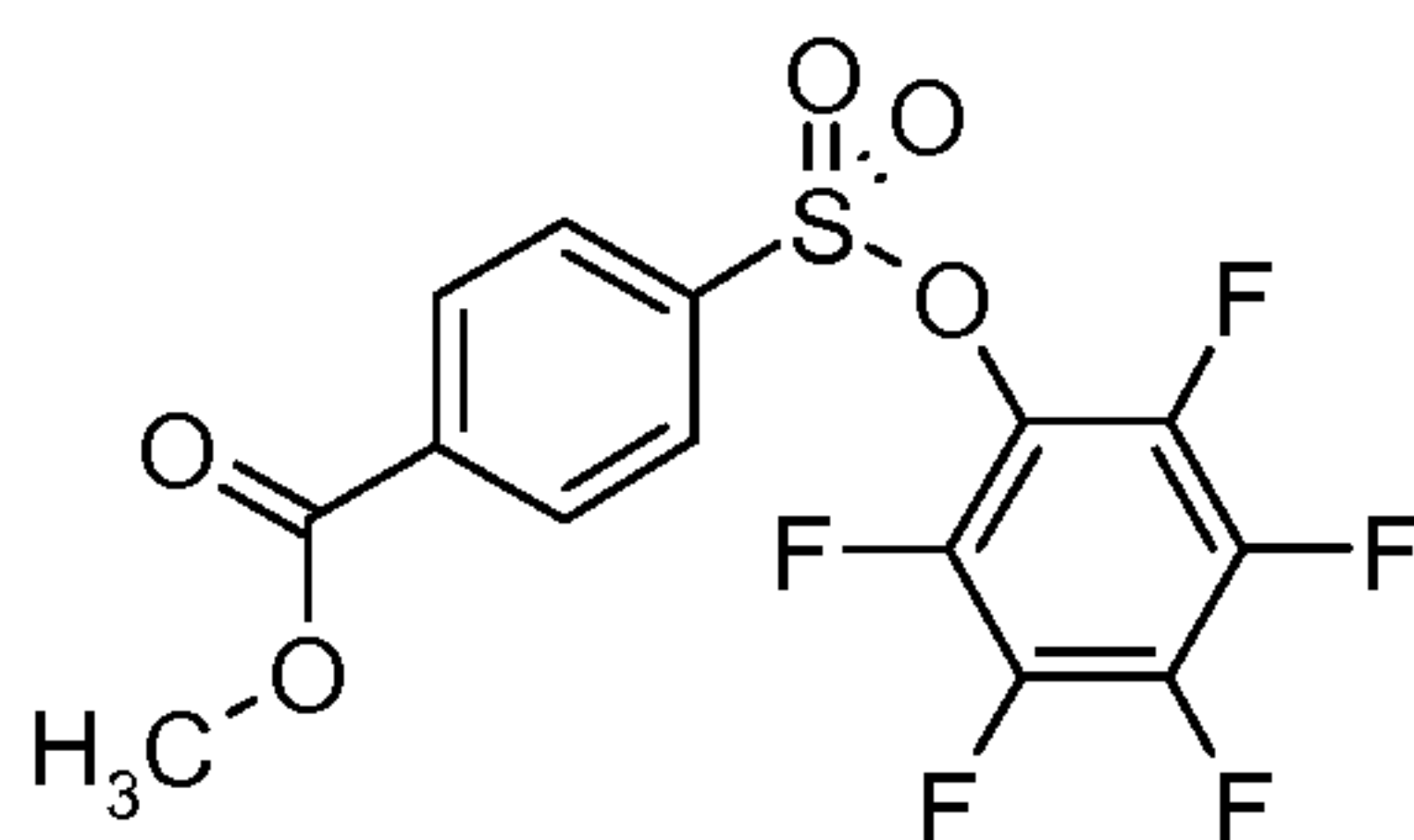
20

[0513] ¹HNMR (d₆-DMSO): 3.75 (s, 3H), 3.8 (s, 3H), 4.4 (m, 2H), 6.45 (m, 1H), 6.6 (s, 1H), 7.15 (m, 1H), 7.9 (s, 1H), 8.65 (m, 1H).

Preparation 27**3-Fluoro-4-[(1,2,4-thiadiazol-5-ylamino)sulfonyl]benzoic acid**

[0514] N-(2,4-dimethoxybenzyl)-1,2,4-thiadiazol-5-amine (**Preparation 26**, 500mg, 2.1mmol, 1.0eq) was dissolved in THF (10ml) and cooled to -78°C. 1,1,1,3,3,3-Hexanemethyldisilazane lithium salt (LiHMDS, 1M in THF, 4.2ml, 4.19mmol, 2.0eq) was added dropwise and the reaction mixture stirred for a further 10 minutes. A solution of 4-(chlorosulfonyl)-3-fluorobenzoic acid (**Preparation 9**, 500mg, 2.1mmol, 1eq) in THF (3ml) was added dropwise and the reaction mixture stirred at -78°C for 1 hour then at room temperature for 18 hours. The reaction mixture was diluted with brine, extracted into ethyl acetate, dried over sodium sulphate, filtered and evaporated in vacuo. The crude material was passed through a SCX cartridge to remove remaining amine. The material was redissolved in 4M HCl in dioxane and stirred at room temperature for 2 hours. The resulting precipitate was collected by filtration and washed with diethylether to yield the title compound (100mg, 0.33mmol, 16%).

[0515] ¹HNMR (d₆-DMSO): 7.8 (m, 1H), 7.9 (m, 1H), 8.0 (m, 1H), 8.55 (s, 1H). LCMS Rt= 1.2 min. MS m/z 304[MH]⁺.

Preparation 28**Methyl 4-[(pentafluorophenoxy)sulfonyl]benzoate**

[0516] To a solution of methyl 4-(chlorosulfonyl)benzoate (**Preparation 2**, 606mg, 2.1mmol, 1 eq) in DCM (35ml) was added pentafluorophenol (412mg, 2.2mmol, 1.1eq) and Et₃N (540mg, 5.4mmol, 2.5eq) and the reaction mixture stirred at room temperature until all of the starting material was consumed. The solvent was evaporated in vacuo and the residue redissolved in ethyl acetate (10ml), washed with water (10ml), saturated sodium hydrogen

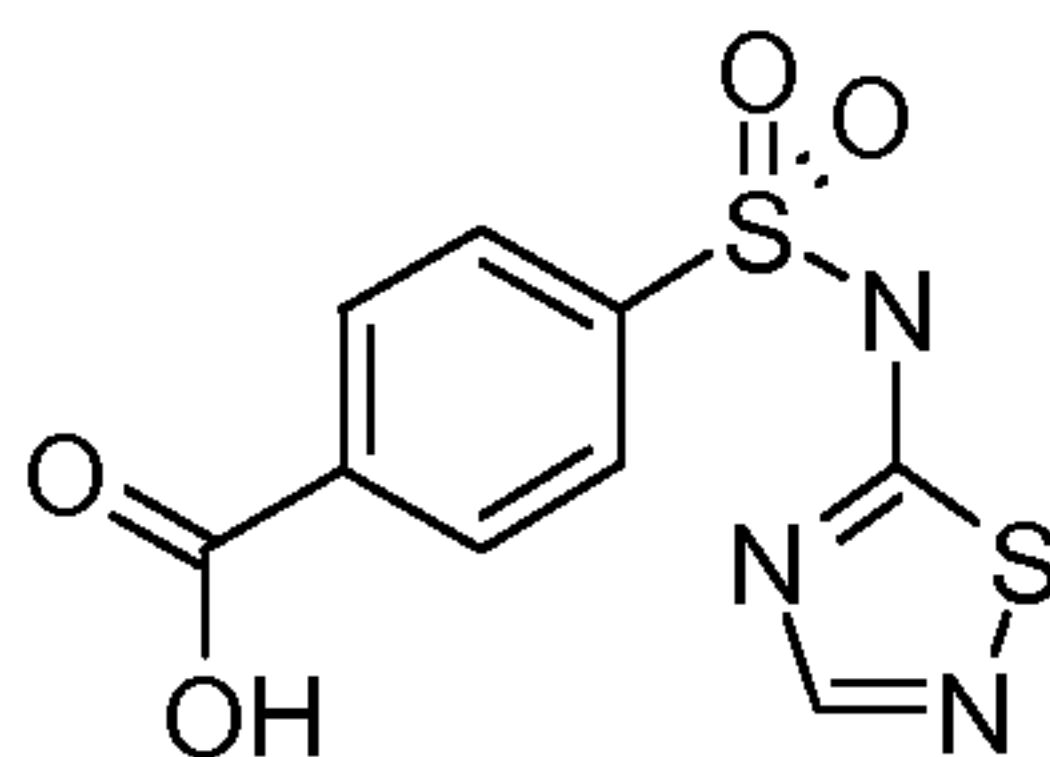
carbonate (10ml), dried over sodium sulphate, filtered and evaporated to yield the title compound as a white solid (690mg, 1.8mmol, 85%).

[0517] ^1H NMR (CDCl_3): 4.0 (s, 3H), 8.05 (d, 2H), 8.25 (d, 2H). LCMS R_t = 1.71 min. MS m/z 383[MH] $^+$.

5

Preparation 29

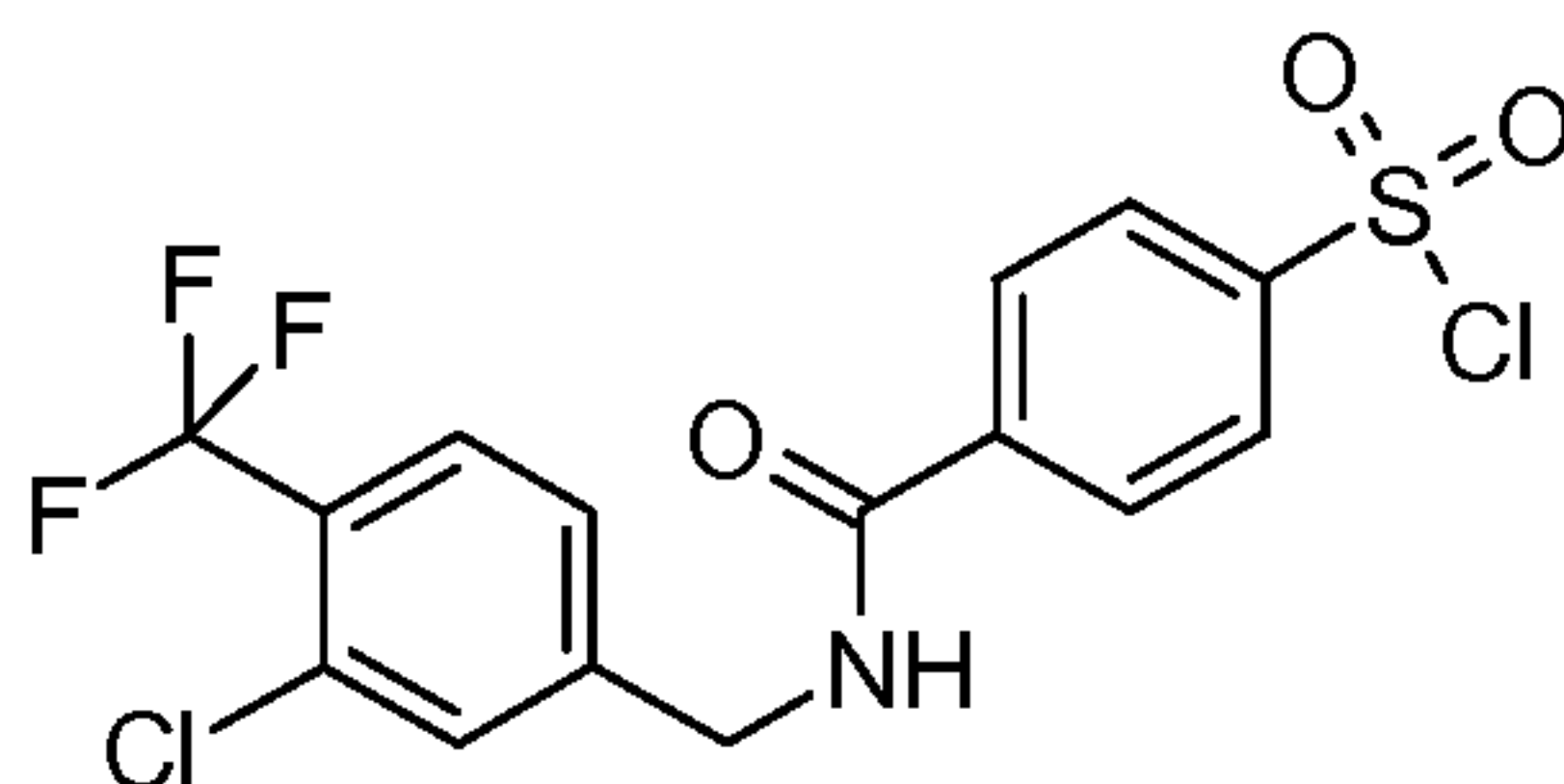
4-[(1,2,4-Thiadiazol-5-ylamino)sulfonyl]benzoic acid



[0518] To a solution of 5-amino-1,2,4-thiadiazole (58mg, 0.574mmol, 1.1eq) in THF (5ml) was added ,1,1,3,3,3-Hexanemethyldisilazane lithium salt (LiHMDS, 1M in THF, 1.15ml, 1.2mmol, 2.2eq) and the reaction mixture stirred at 50°C for 5 minutes. Methyl 4-
10 [(pentafluorophenoxy)sulfonyl]benzoate (**Preparation 28**, 196mg, 0.513mmol, 1eq) was added and the reaction monitored. On the disappearance of the starting materials the reaction mixture was quenched with water (5ml), diluted with ethyl acetate (10ml), washed with saturated sodium hydrogen carbonate, dried over sodium sulphate, filtered and evaporated in vacuo. The
15 residue was dissolved in dioxane (5ml) and a solution of sodium hydroxide (100mg, 2.5mmol, 4.3eq) in water (2ml) was added and the reaction mixture stirred at room temperature for 30 minutes. The reaction mixture was partitioned between ethyl acetate (5ml) and water (5ml), the aqueous phase was acidified with concentrated HCl, extracted into ethyl acetate (10ml), dried over sodium sulphate, filtered and evaporated in vacuo. The crude material was triturated
20 with DCM to yield the title compound as a pale yellow solid (64mg, 0.22mmol, 43%).

[0519] ^1H NMR (d_6 -DMSO): 7.9 (m, 2H), 8.1 (m, 2H), 8.15 (m, 1H). LCMS R_t = 1.12 min. MS m/z 285 [MH] $^+$.

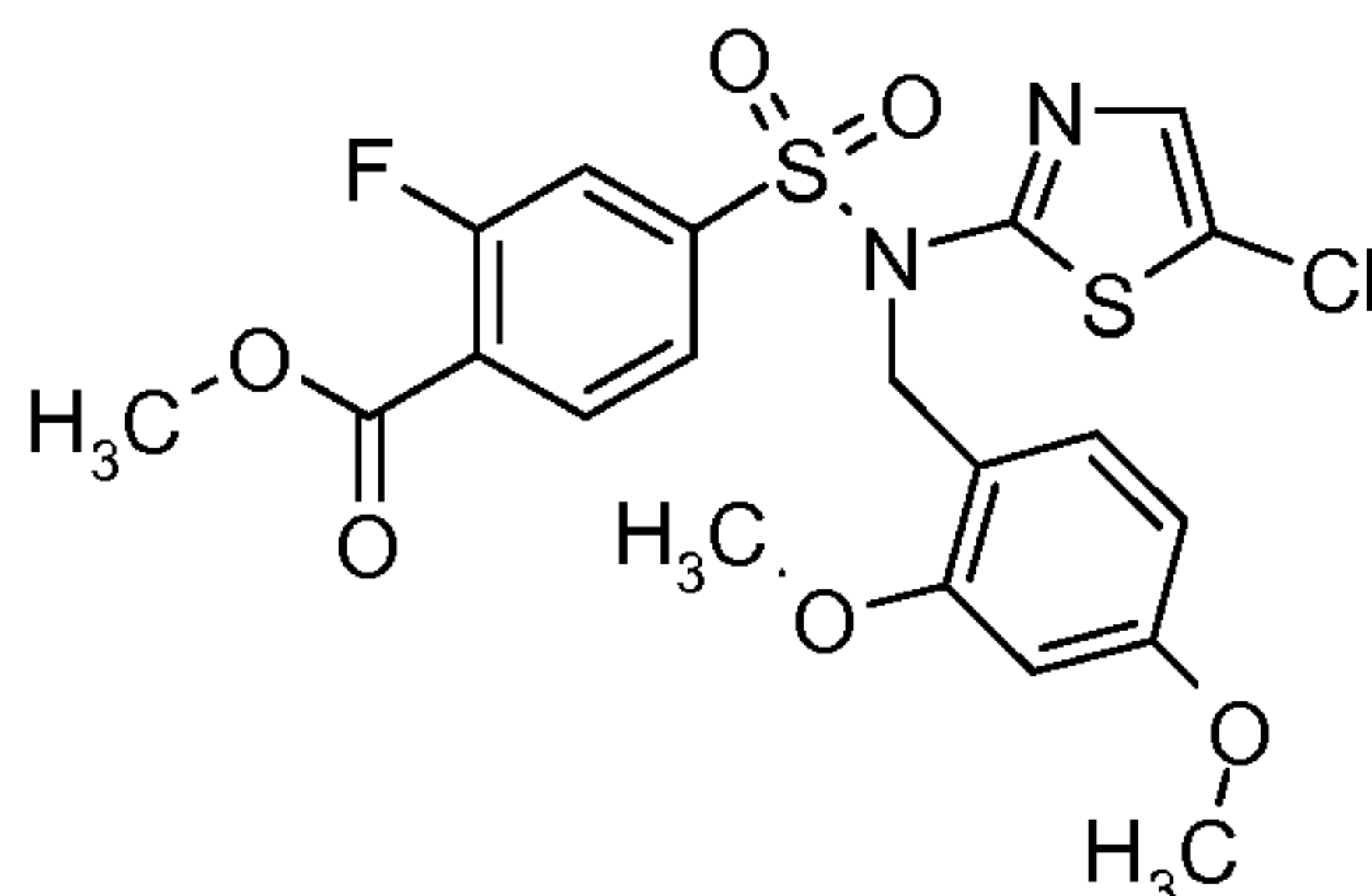
Preparation 30

4-({[3-Chloro-4-(trifluoromethyl)benzyl]amino}carbonyl)benzenesulfonyl chloride

[0520] The title compound was prepared from 4-sulphobenzoic acid monopotassium salt and
 5 3-chloro-4-(trifluoromethyl)benzylamine in 45% yield following the procedure described in
Preparation 1. The thionyl chloride solution was heated at reflux for 3 hours.

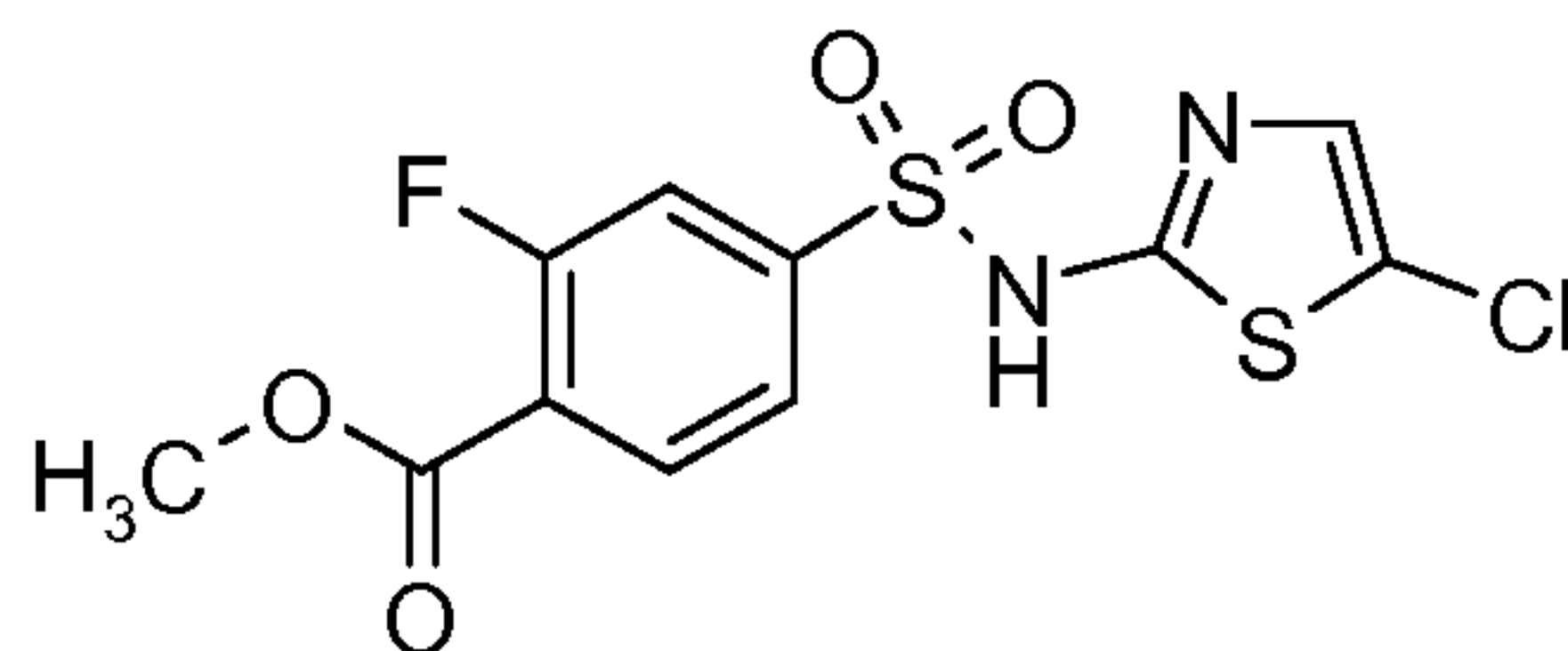
[0521] ¹HNMR (CDCl₃): 4.70 (d, 2H), 6.70 (m, 1H), 7.15 (d, 1H), 7.50 (s, 1H), 7.65 (d, 1H),
 8.05 (d, 2H), 8.15 (d, 2H). LCMS Rt= 1.72 min. MS m/z 411-413 [MH]⁺.

Preparation 31

10 Methyl 4-({[5-chloro-1,3-thiazol-2-yl](2,4-dimethoxybenzyl)amino]sulfonyl}-2-fluorobenzoate

[0522] The title compound was prepared from methyl 4-(chlorosulfonyl)-2-fluorobenzoate
 (Preparation 13) and 4-chloro-N-(2,4-dimethoxybenzyl)-1,3-thiazol-2-amine (Preparation
 15 24) in 41% yield, following the procedure described in Preparation 10. 1.2eq of LiHMDS
 was used. The crude product was purified by column chromatography eluting with hexane:
 ethyl acetate (8:2 to 7:3).

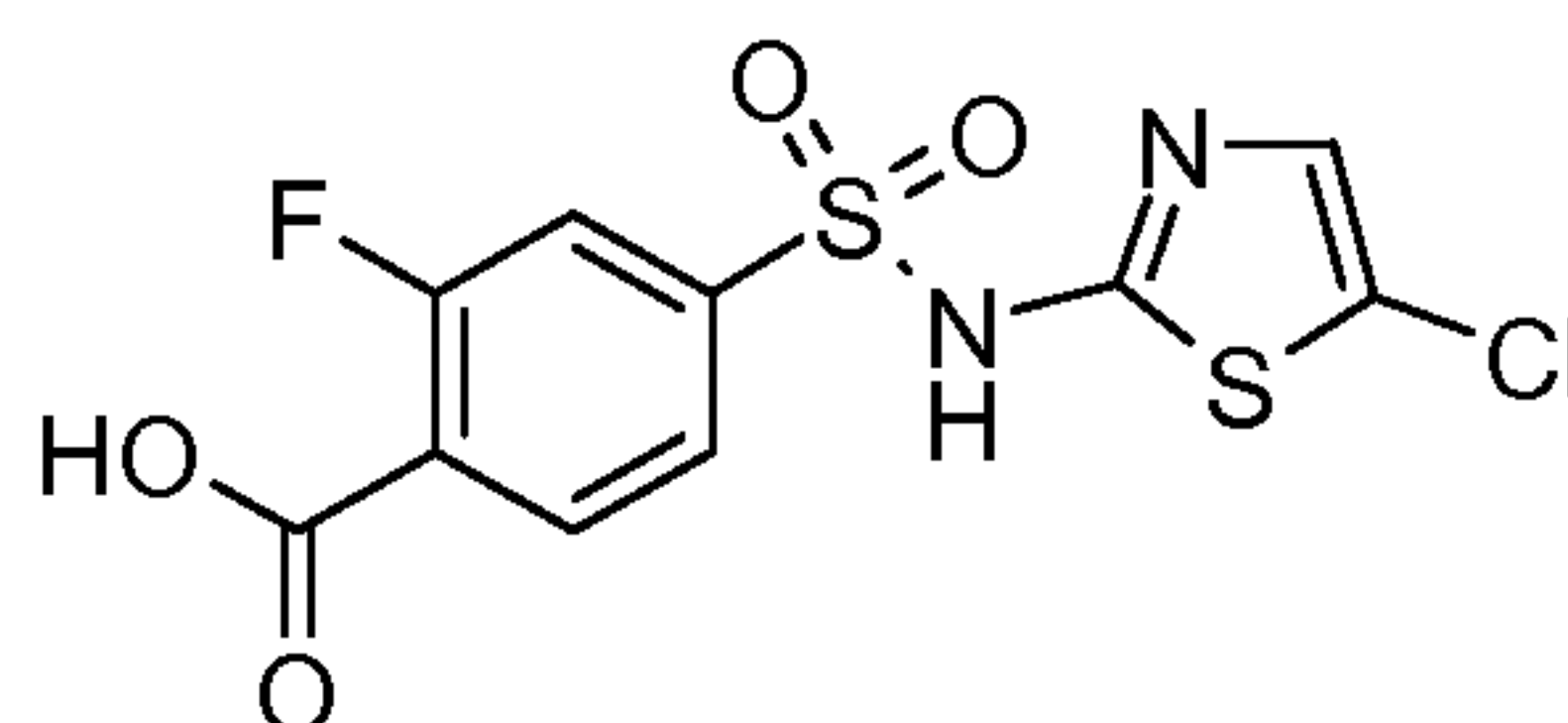
[0523] ¹HNMR (d₆-DMSO): 3.6 (s, 3H), 3.7 (s, 3H), 3.85 (s, 3H), 4.9 (s, 2H), 6.4 (m, 2H),
 7.0 (m, 1H), 7.5 (s, 1H), 7.7 (m, 2H), 8.1 (m, 1H). LCMS Rt= 2.96 min. MS m/z 500.98
 20 [MH]⁺.

Preparation 32**Methyl 4-[(5-chloro-1,3-thiazol-2-yl)amino]sulfonyl}-2-fluorobenzoate**

[0524] Methyl 4-[(5-chloro-1,3-thiazol-2-yl)(2,4-dimethoxybenzyl)amino]sulfonyl}-2-fluorobenzoate (**Preparation 31**, 7.2g, 14mmol) was dissolved in dioxane (15ml), 4M HCl in dioxane was added at 0°C and the reaction mixture stirred at room temperature for 18 hours. The solvent was evaporated in vacuo and the residue triturated with hot MeOH (100ml) to yield the title compound as a white solid (3.6g, 10.2mmol, 71%).

[0525] LCMS Rt= 1.82 min. MS m/z 350.97[MH]⁺.

10

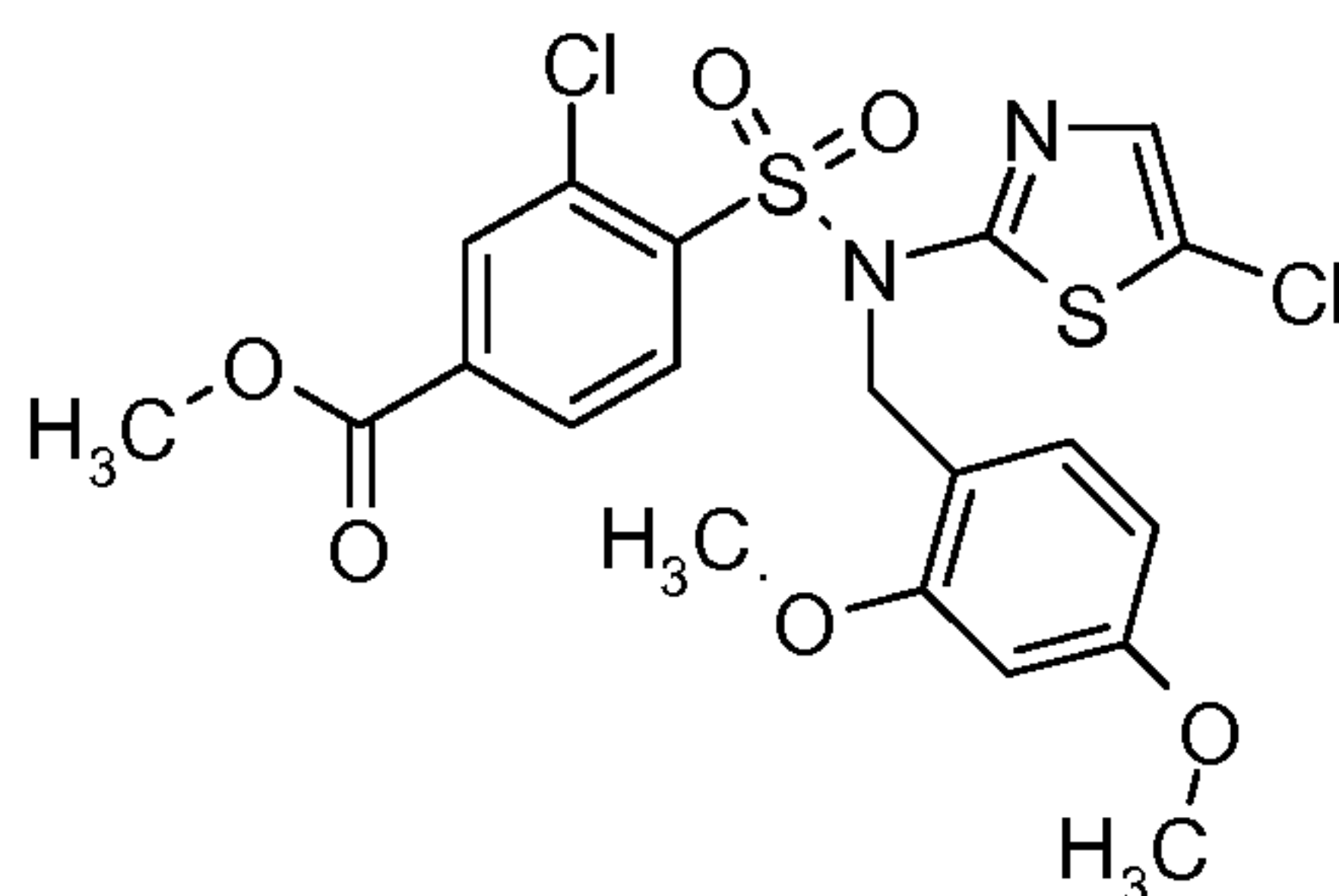
Preparation 33**4-[(5-Chloro-1,3-thiazol-2-yl)amino]sulfonyl}-2-fluorobenzoic acid**

[0526] Methyl 4-[(5-chloro-1,3-thiazol-2-yl)amino]sulfonyl}-2-fluorobenzoate (**Preparation 32**, 3.6g, 10.26mmol, 1eq) was suspended in 2.5M sodium hydroxide (16.5ml, 41mmol, 4eq) and dioxane (4ml) and the reaction mixture heated at 50°C for 2 hours. The organic solvent was removed in vacuo and the residue diluted with ethyl acetate (20ml). The remaining solid was removed by filtration and the organic layer separated. The aqueous phase was acidified with concentrated HCl, extracted into ethyl acetate, washed with brine, dried over magnesium sulphate, filtered and evaporated in vacuo. The title compound was obtained as a white solid (2.74g, 8.1mmol, 79%).

20

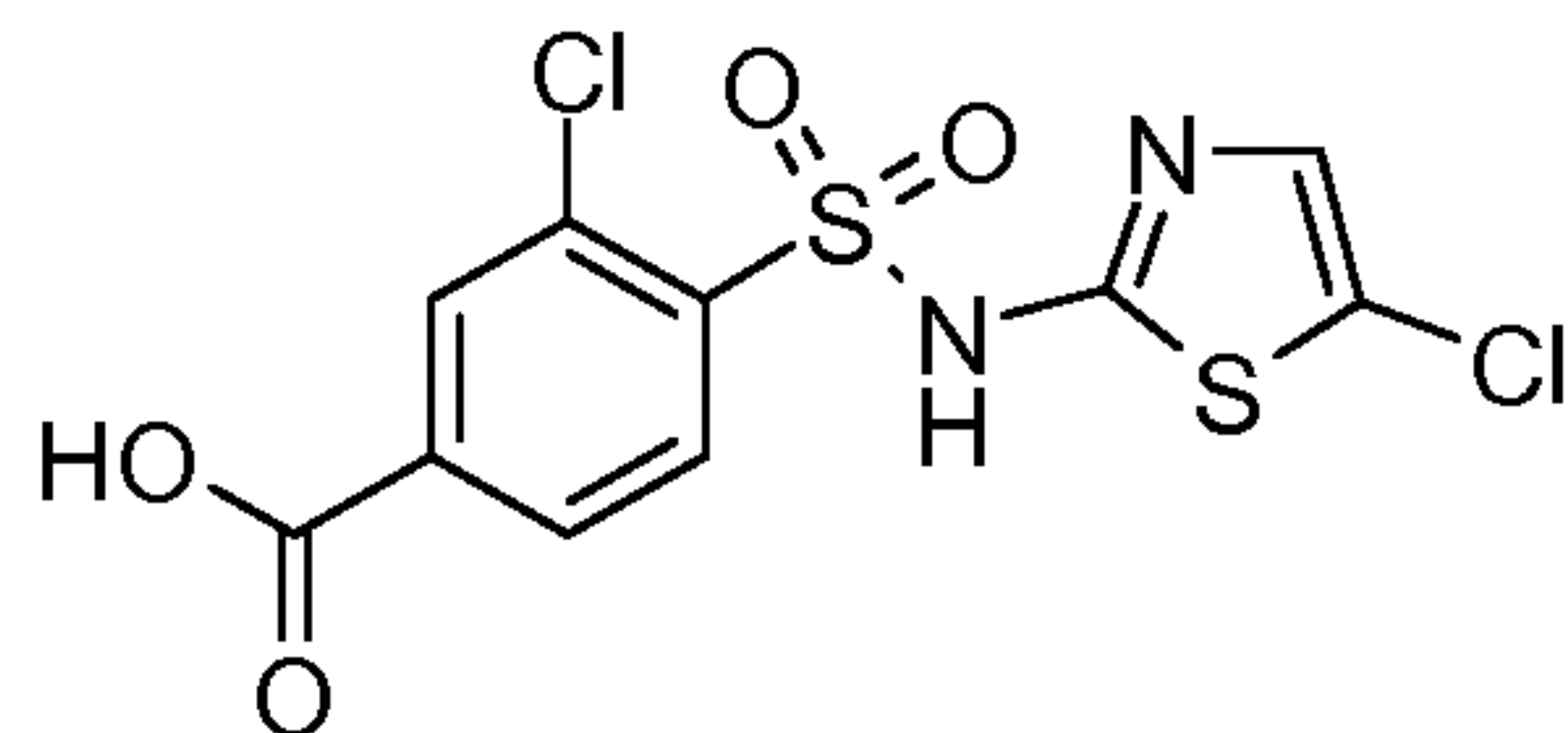
[0527] ¹HNMR (d₆-DMSO): 7.5 (s, 1H), 7.6 (m, 2H), 8.0 (m, 1H). LCMS Rt= 1.81 min. MS m/z 337 [MH]⁺.

Preparation 34

Methyl 3-chloro-4-[(2,4-dimethoxybenzyl)(5-chloro-1,3-thiazol-2-yl)amino]sulfonylbenzoate

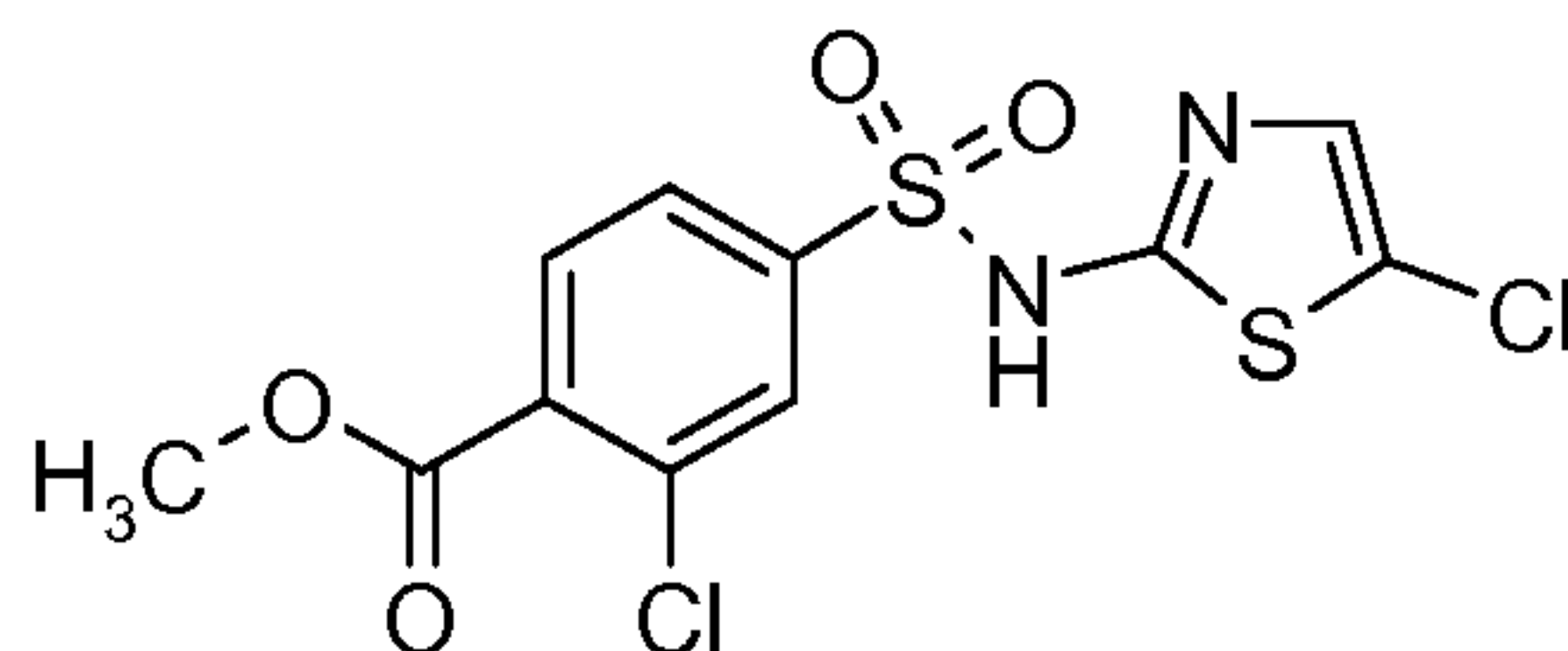
- 5 [0528] The title compound was prepared from 4-chloro-N-(2,4-dimethoxybenzyl)-1,3-thiazol-2-amine (**Preparation 24**) and methyl 3-chloro-4-(chlorosulfonyl)benzoate (**Preparation 5**) in 30% yield, following the procedure described in **Preparation 10**. 1.2eq of LiHMDS was used. The aqueous workup was carried out using diethyl ether and the crude product was purified by column chromatography eluting with 0-25% ethyl acetate: hexane.
- 10 [0529] ¹HNMR (d₆-DMSO): 3.6 (s, 6H), 3.8 (s, 3H), 5.1 (s, 2H), 6.4 (m, 2H), 7.0 (m, 1H), 7.5 (s, 1H), 8.0 (m, 2H), 8.1 (m, 1H). LCMS Rt= 3.07 min. MS m/z 516.96[MH]⁺.

Preparation 35

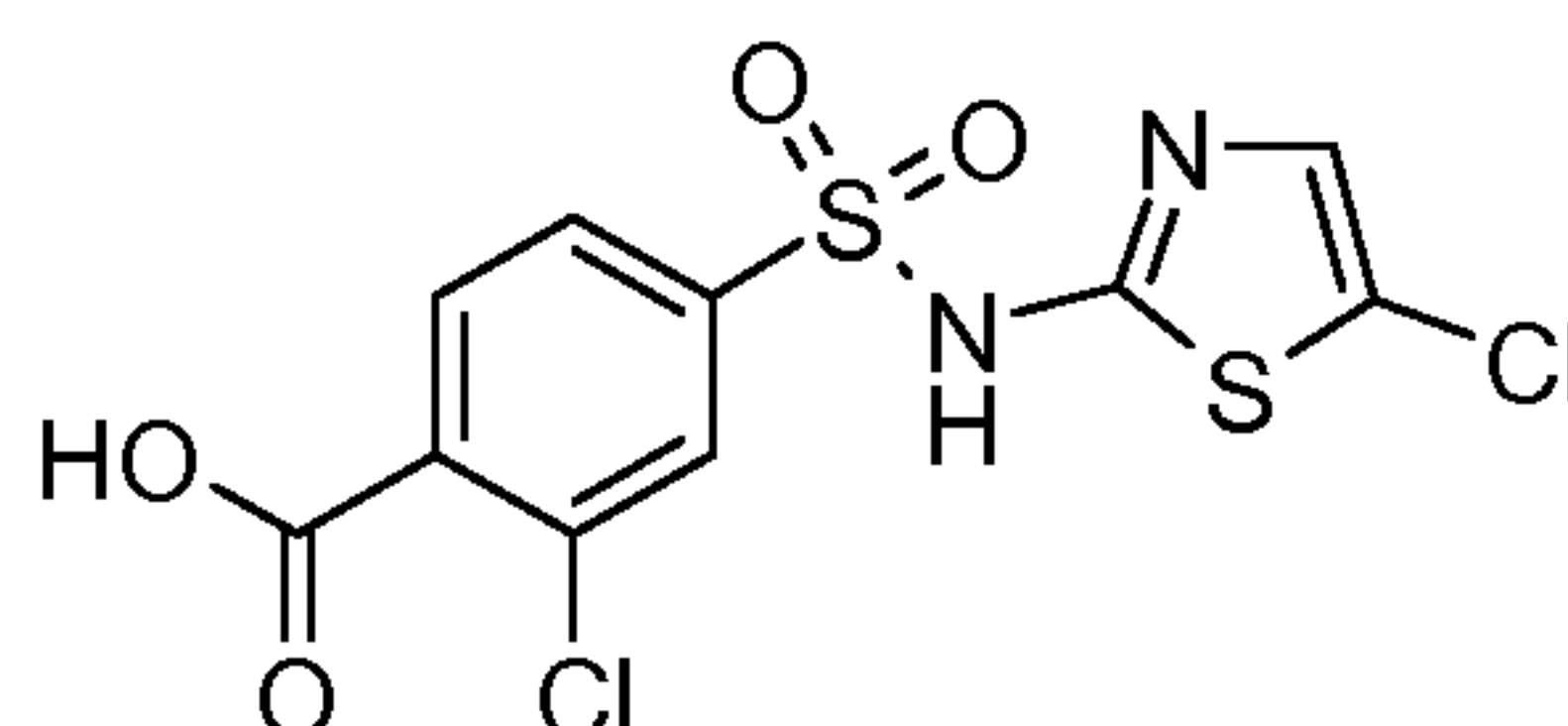
3-Chloro-4-[(5-chloro-1,3-thiazol-2-yl)amino]sulfonylbenzoic acid

- 15 [0530] Methyl 3-chloro-4-[(2,4-dimethoxybenzyl)(5-chloro-1,3-thiazol-2-yl)amino]sulfonylbenzoate (**Preparation 34**, 3.2g, 6.2mmol, 1eq) was suspended in 2.5M sodium hydroxide (7.4ml, 18.6mmol, 3eq) and MeOH (40ml) and the reaction mixture heated at 50°C for 2 hours. The reaction mixture was concentrated in vacuo and the residue dissolved in 4M HCl in dioxane at 0°C and the reaction mixture stirred at room temperature for 18 hours.
- 20 The resulting precipitate was collected by filtration to yield the title compound as a white solid (3.2g, 9.1mmol, >100%).

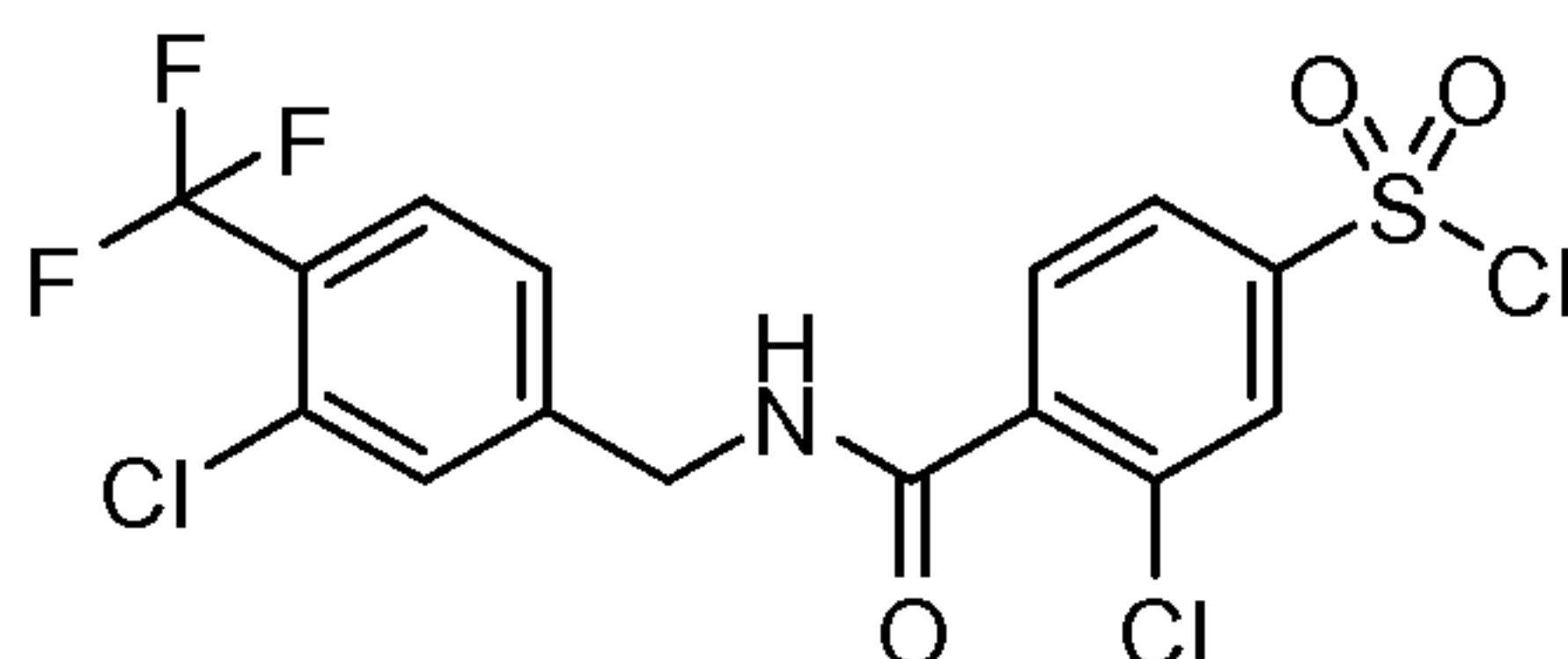
[0531] ¹HNMR (d₆-DMSO): 7.5 (s, 1H), 8.0 (m, 2H), 8.1 (m, 1H).

Preparation 36**Methyl 2-chloro-4-[(5-chloro-1,3-thiazol-2-yl)amino]sulfonyl}benzoate**

- [0532] To a solution of 2-amino-5-chlorothiazole hydrochloride (2.62g, 15.3mmol, 3eq) in pyridine (10ml) was added methyl 4-(chlorosulfonyl)-2-chlorobenzoate (2.28g, 5.1mmol, 1eq) portionwise and the reaction mixture stirred at room temperature for 1 hour. The solution was added to 6M HCl (40ml) and the resultant precipitate collected by filtration. The crude material was triturated with t-butylmethyl ether to yield the title compound (410mg, 1.1mmol, 22%).
- 10 [0533] ¹HNMR (d₆-DMSO): 3.85 (s, 3H), 7.20 (s, 1H), 7.8 (m, 2H), 7.90 (d, 1H). LCMS Rt= 1.45 min. MS m/z 365-370 [MH]⁺.

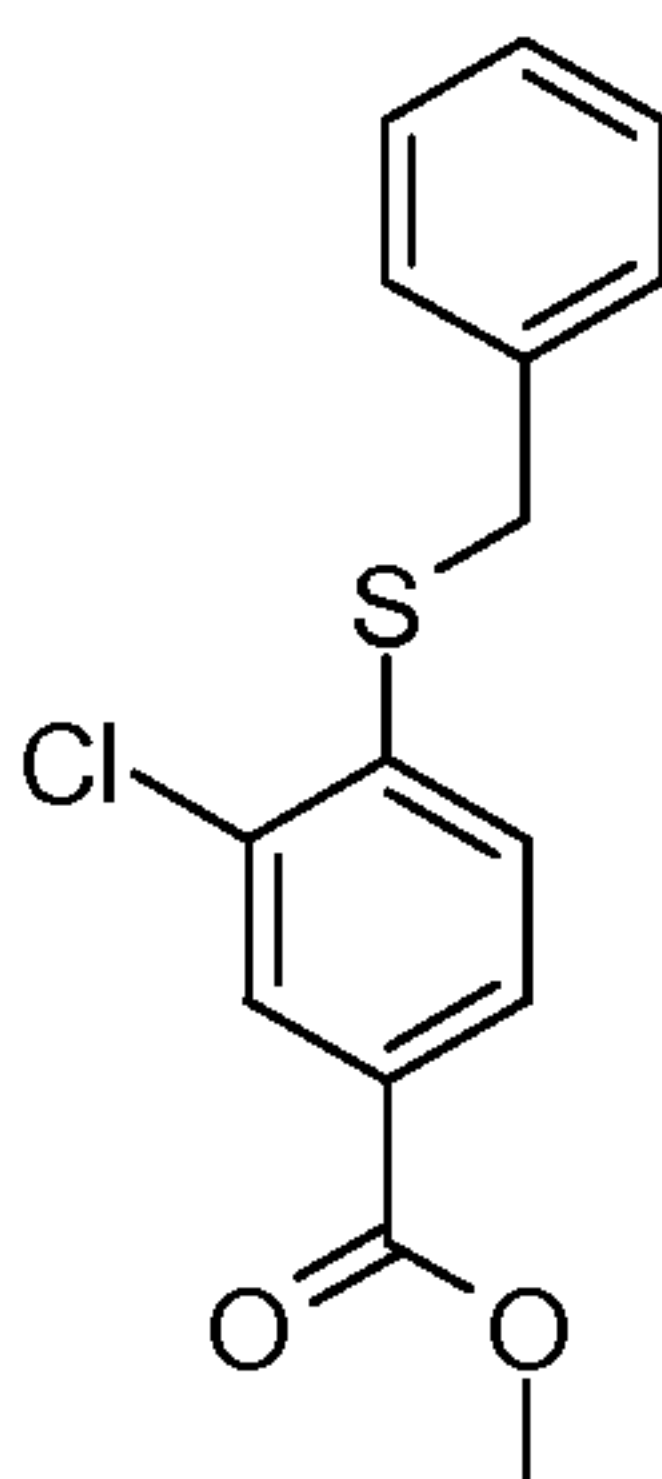
Preparation 37**2-Chloro-4-[(5-chloro-1,3-thiazol-2-yl)amino]sulfonyl}benzoic acid**

- 15 [0534] To a solution of methyl 2-chloro-4-[(5-chloro-1,3-thiazol-2-yl)amino]sulfonyl}benzoate (**Preparation 36**, 410mg, 1.1mmol) in dioxane (4ml) was added a solution of sodium hydroxide (93mg, 2.32mmol) in water (1.5ml) and the reaction mixture stirred at room temperature for 1 hour. The reaction mixture was diluted with water (10ml), added to concentrated HCl (10ml) and stirred for 10 minutes at room temperature for 15
- 20 minutes. The resultant precipitate was collected by filtration to yield the title compound (239mg, 0.68mmol, 62%).
- [0535] ¹HNMR (d₆-DMSO): 7.60 (s, 1H), 7.80 (m, 2H), 7.90 (d, 1H). LCMS Rt= 1.35 min. MS m/z 352-356 [MH]⁺.

Preparation 38**3-Chloro-4-({3-chloro-4-(trifluoromethyl)benzyl}amino)carbonyl)benzenesulfonyl chloride**

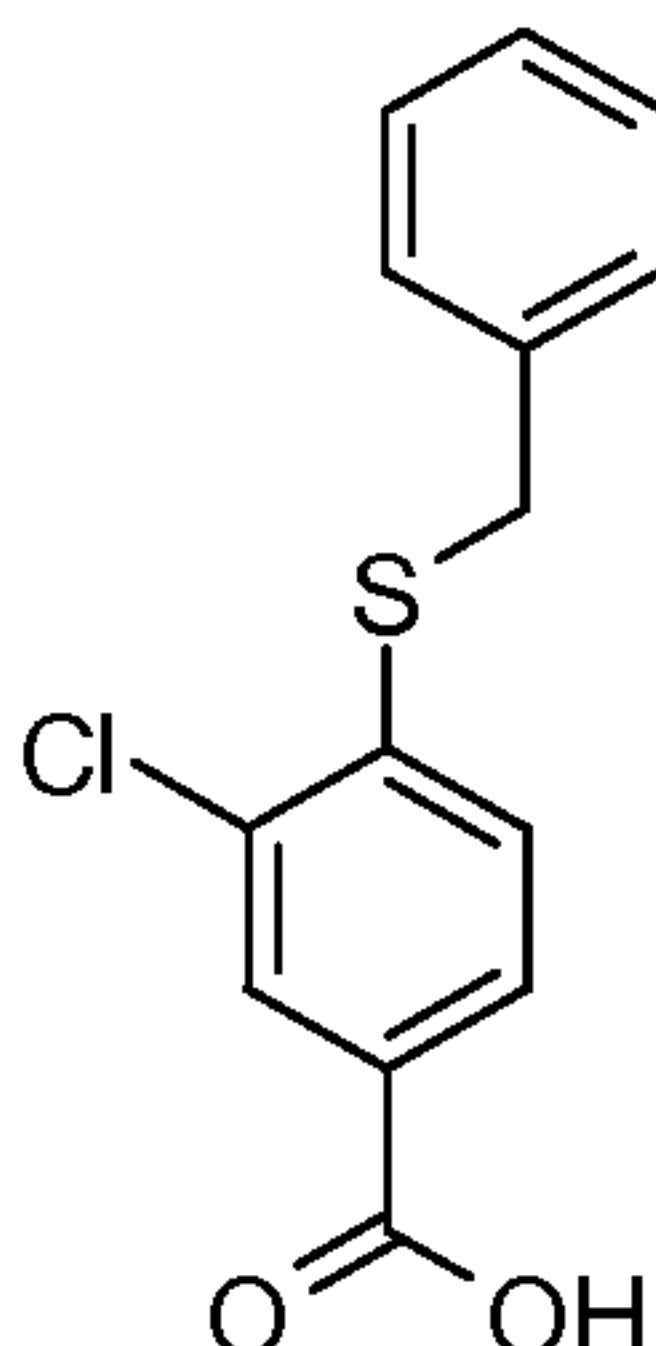
[0536] To a solution of 2-chloro-4-(chlorosulfonyl)benzoyl chloride (J. Org. Chem, 56,16,
 5 1991, 4974) (300mg, 0.877mmol, 1eq) in DCM (3ml) was added 3-chloro-4-
 (trifluoromethyl)benzylamine (175mg, 0.835mmol, 0.95eq) and Et₃N (33mg, 0.32mmol,
 0.37eq) and the reaction mixture stirred at room temperature for 1 hour. The reaction mixture
 was diluted with ethyl acetate (10ml), washed with water (10ml), dried over sodium sulphate,
 filtered and evaporated. The crude material was purified by column chromatography eluting
 10 with ethyl acetate to yield the title compound (154mg, 0.34mmol, 39%).

[0537] ¹HNMR (CDCl₃): 4.7 (s, 2H), 6.6 (bs, 1H), 7.4 (m, 1H), 7.55 (s, 1H), 7.7 (m, 1H), 7.9
 (m, 1H), 8.0 (m, 1H), 8.1 (m, 1H). LCMS Rt= 1.70 min. MS m/z 445-449 [MH]⁺.

Preparation 39**Methyl 4-(benzylthio)-2-chlorobenzoate**

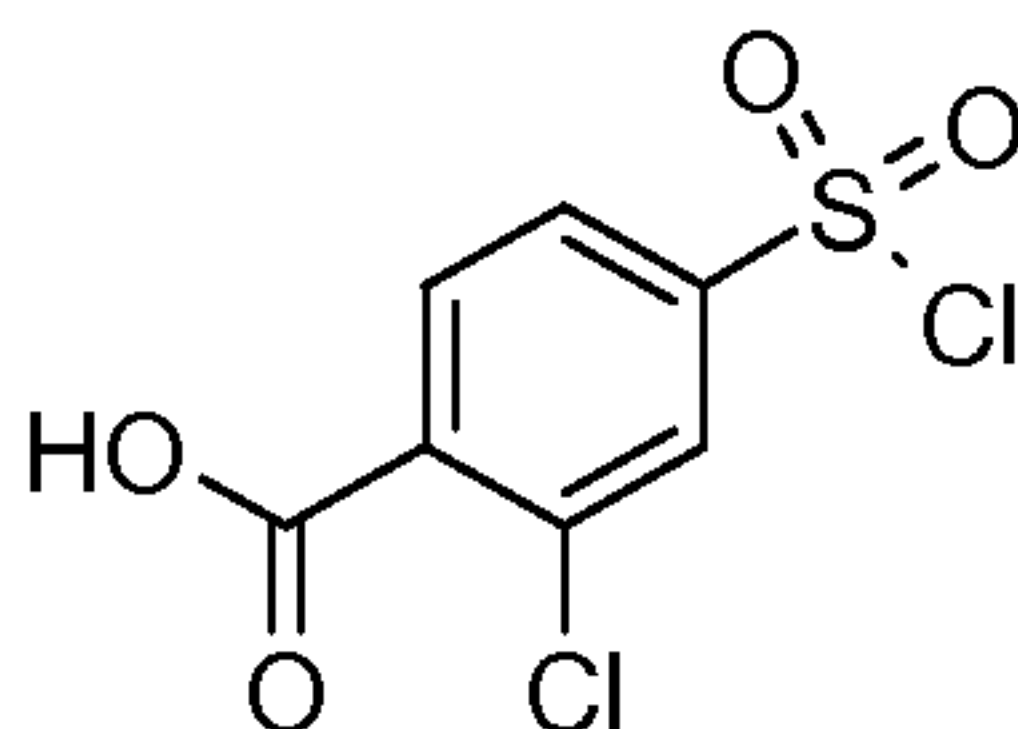
15 [0538] Methyl 2-chloro-4-fluorobenzoate (1.92g, 10.2mmol, 1eq), cesium carbonate (3.74g,
 11.5mmol, .13eq) and benzyl mercaptan (1.3g, 10.5mmol, 1.03eq) were combined in dimethyl
 sulphoxide (20ml) and the reaction mixture heated at 50°C for 4 hours. The reaction mixture
 was poured into ethyl acetate (10ml) then washed with water (10ml). The organic phase was
 20 dried over sodium sulphate, evaporated to yield the title compound as pink oil (2.82g,
 9.63mmol, 95%).

[0539] ¹HNMR (CDCl₃): 4.95 (s, 3 H), 4.20 (s, 2H), 7.15 (d, 1H) 7.25-7.40 (m, 6 H), 7.75 (d,
 1 H). LCMS Rt= 1.78 min. MS m/z 261 [M-H].

Preparation 40**4-(Benzylthiol)-2-chlorobenzoic acid**

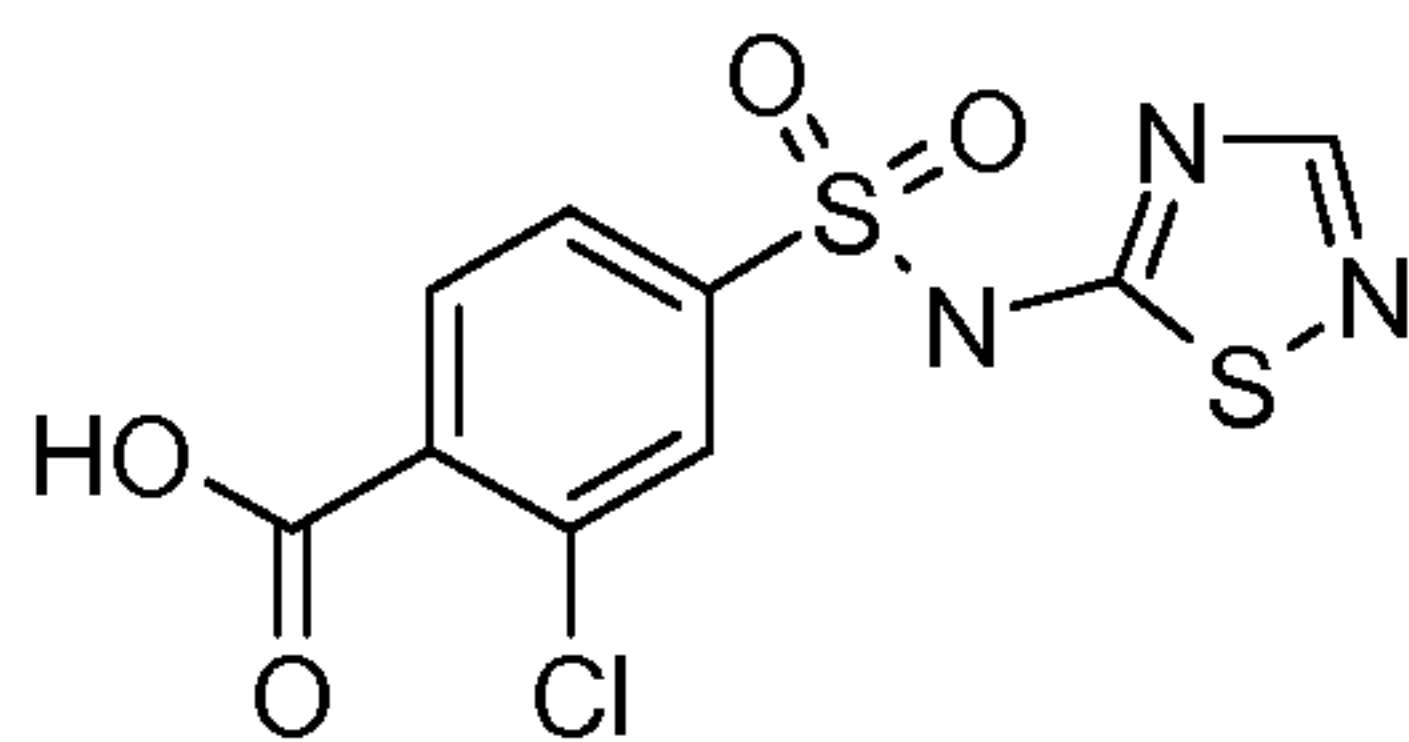
[0540] Methyl 4-(benzylthio)-2-chlorobenzoate (**Preparation 39**, 2.82g, 9.63mmol, 1eq) was
5 suspended in dioxane, a solution of sodium hydroxide (550mg, 13.9mmol, 1.4eq) in water
(3ml) was added and the reaction mixture stirred at room temperature for 1 hour. A white solid
appeared. MeOH was added and mixture was filtered and washed with MeOH to yield the title
compound as a white solid (2.1g, 7.53mmol, 78%).

[0541] ¹HNMR (CDCl₃): 4.20 (s, 2H), 7.10 (d, 1H), 7.15 (s, 1H), 7.20-7.35 (m, 6 H). MS m/z
10 277-279 [M-H].

Preparation 41**4-(Chlorosulfonyl)-3-chlorobenzoic acid**

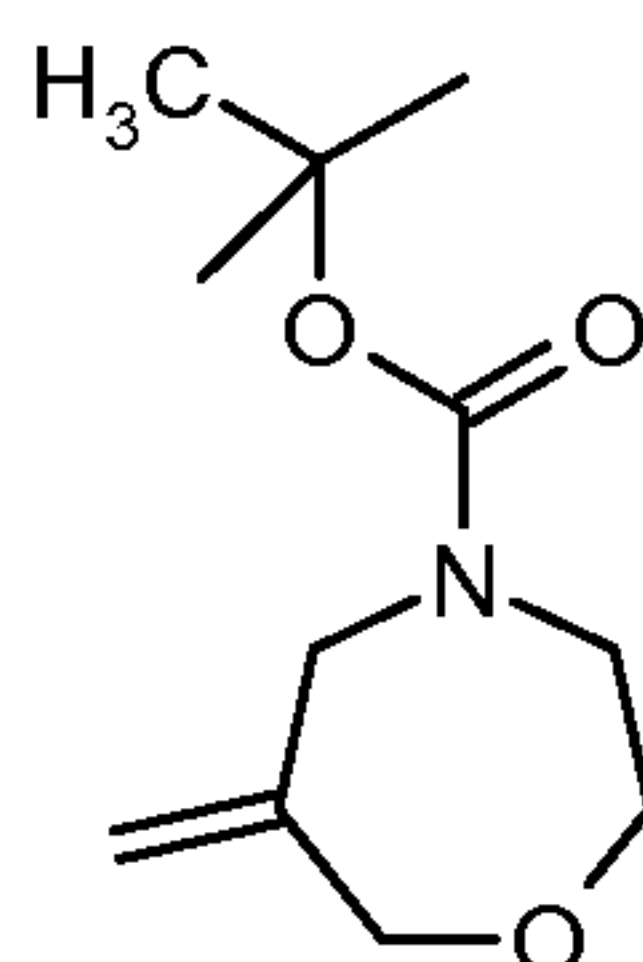
[0542] To a solution of 4-(benzylthio)-3-fluorobenzoic acid (**Preparation 40**, 2.4g, 8.7mmol,
15 1eq) in DCM (100ml) and 4N HCl (100ml) at 0°C was added sodium hypochlorite (47ml,
91mmol, 10.4eq) dropwise and the reaction mixture stirred at room temperature for 45 minutes.
The layers were separated, extracted with DCM (20ml), dried over sodium sulphate, filtered
and evaporated in vacuo. The crude material was purified by column chromatography eluting
with 0-100% heptane:ethyl acetate. The obtained compound was a white solid (1.3g,
20 5.10mmol, 59%).

[0543] LCMS Rt= 1.18 min. MS m/z 253-257 [M-H]-.

Preparation 42**2-Chloro-4-[(1,2,4-thiadiazol-5-ylamino)sulfonyl]benzoic acid**

[0544] 1,2,4-Thiadiazol-5-amine (770mg, 7.61mmol, 1.5eq) was dissolved in dioxane
 5 (10ml), a solution of sodium hydroxide (550mg, 14mmol, 2.7eq) in water (3ml) was added and
 the reaction mixture stirred at room temperature for 10 minutes. 4-(chlorosulfonyl)-3-
 chlorobenzoic acid (**Preparation 41**, 1.3g, 5.1mmol, 1eq) was added portionwise and the
 reaction mixture stirred at room temperature for 2 hours. The mixture was dropped into 2M
 HCl (10ml) and concentrated in vacuo up to apparition of a solid. The resultant precipitate
 10 was discarded and filtrate filtered again to yield the title compound as a white solid (243.3mg,
 0.763mmol, 15%).

[0545] ¹HNMR (d₆-DMSO): 7.80 (m, 2H), 7.90 (d, 1H), 8.50 (s, 1H). LCMS Rt= 2.63 min.
 MS m/z 320-322 [M-H]-.

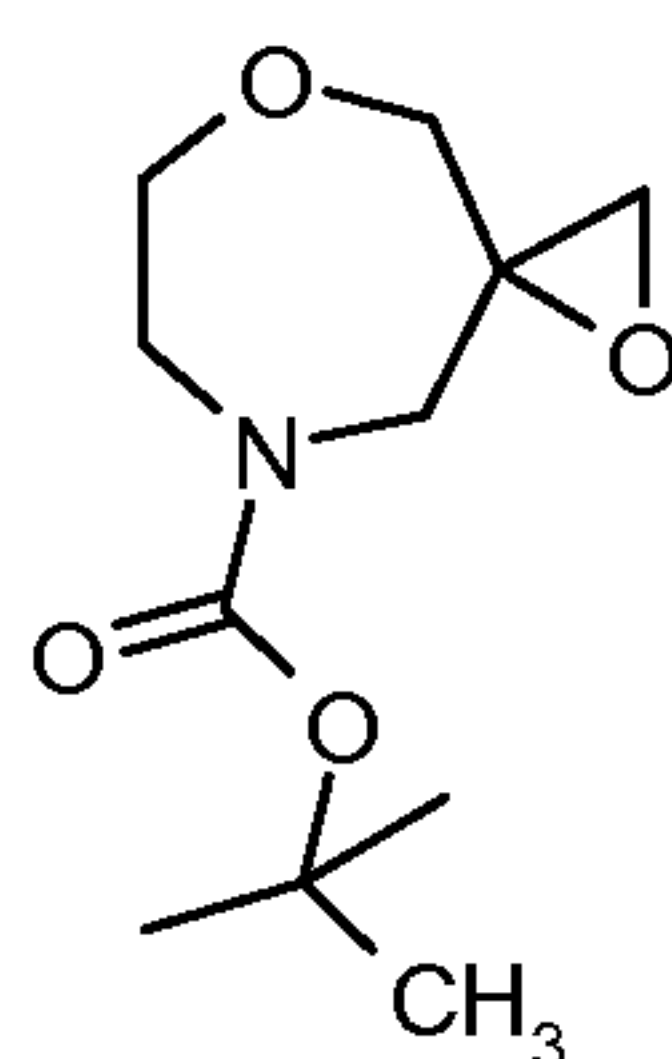
Preparation 43**tert-Butyl 6-Methylene-1,4-oxazepane-4-carboxylate**

[0546] 60% Sodium hydride in oil (26g, 0.65mol, 2.17eq) was added in one portion in argon
 flow at 5°C to a solution of 3-chloro-2-chloromethyl-1-propene (35mL, 0.3mol, 1eq) in
 dimethylformamide (500mL). Then a solution of tert-butyl (2-hydroxyethyl)carbamate (48.3g,
 20 0.3mol, 1eq) in THF (500mL) was added, and the reaction mixture was heated to 25°C and
 stirred at this temperature for 2h. Then the reaction mixture was neutralized with glacial AcOH
 (4.5mL) and evaporated in water aspirator vacuum at 45–55°C using a 15-cm reflux condenser.
 The residue was poured with water (300mL) and extracted with a mixture of ethyl acetate
 (200mL), hexane (100mL) and chloroform (50mL). The organic layer was separated and
 25 washed with water (2×100mL) and brine. The combined aqueous layer was extracted with a

mixture of ethyl acetate (150mL) and hexane (50mL). The organic layer was separated and washed with water (2×100mL) and brine. The extracts were filtered sequentially through silica gel (25g) and sodium sulfate (50mL) eluting with chloroform (100mL). The filtrate was evaporated, and the residue was distilled in vacuum to give title compound as a colorless oil
 5 (bp 76–79°C at 0.7mmHg) (35.8g, 0.177mol, 56%)

Preparation 44

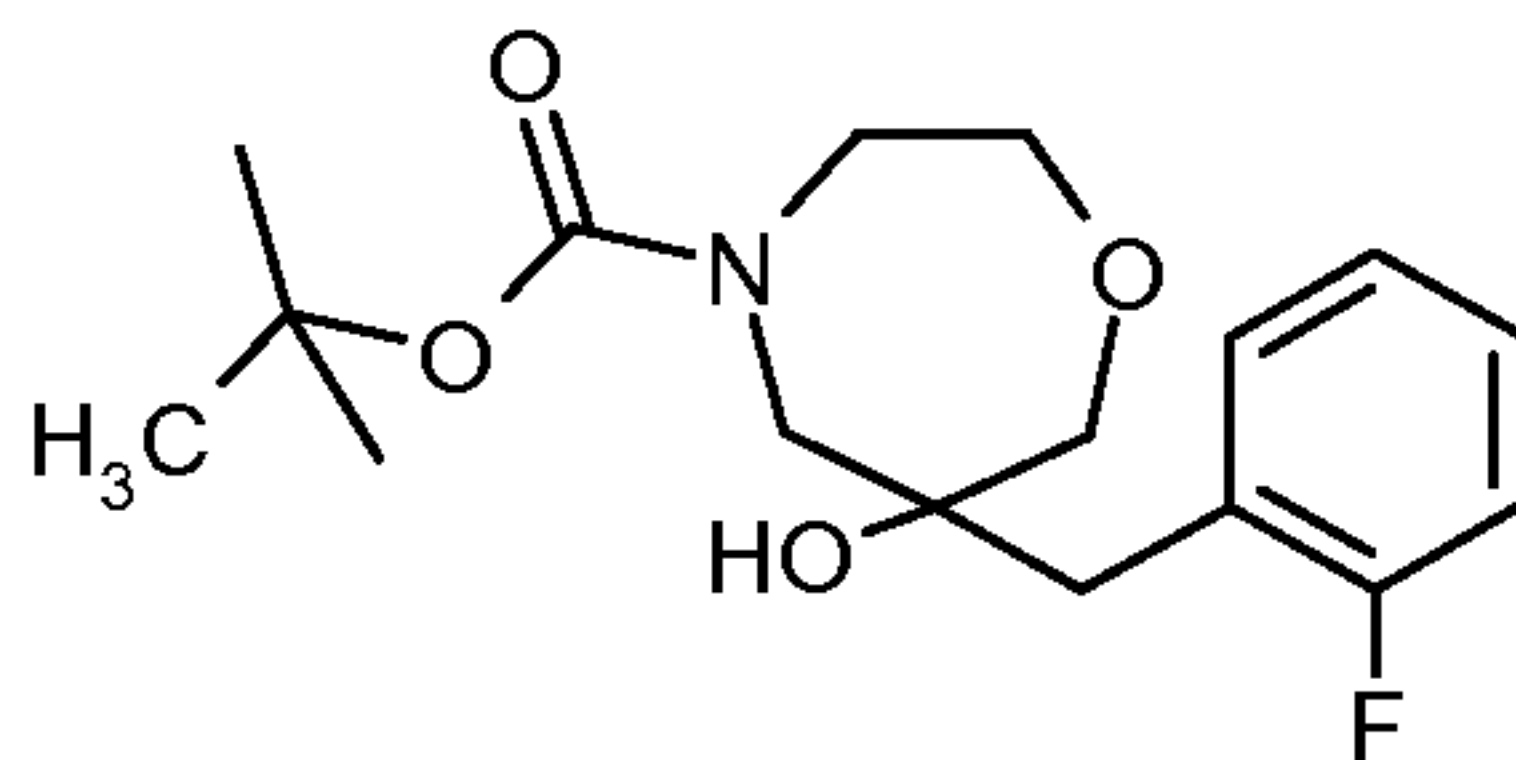
tert-Butyl 6-[(Cyclopropylmethoxy)methyl]-6-hydroxy-1,4-oxazepane-4-carboxylate



[0547] 70–75% m-Chloroperoxobenzoic acid (145g, 0.59mol, 1.18eq) was added in portions
 10 to a stirred solution of compound tert-butyl 6-methylene-1,4-oxazepane-4-carboxylate
 (**Preparation 43**, 107g, 0.5mol, 1eq) in DCM (1.0L), which caused heating of the mixture.
 The reaction mixture was stirred for 24h at room temperature, diluted with hexane (500mL),
 and filtered. The separated precipitate was washed on a filter with the mixture DCM/ hexane,
 and the combined filtrate was washed with aqueous potassium carbonate, dried over sodium
 15 sulfate, and evaporated. The residue was vacuum-dried to give title compound (117g, 0.51mol,
 102%)

Preparation 45

tert-Butyl 6-(2-fluorobenzyl)-6-hydroxy-1,4-oxazepane-4-carboxylate



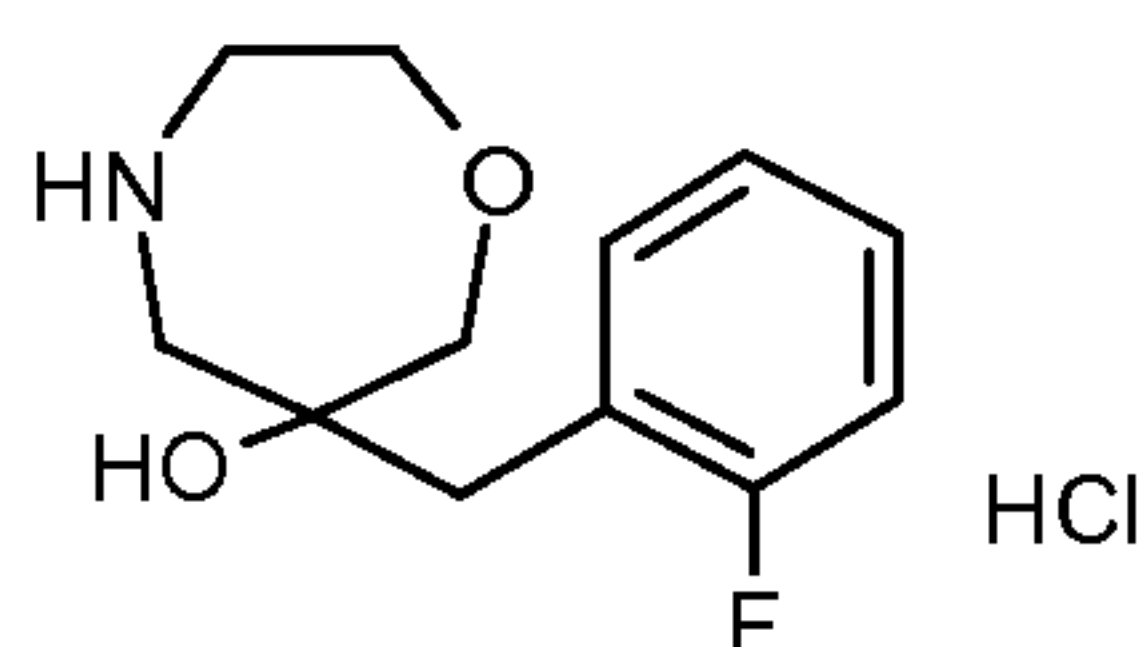
20 [0548] 1.6M Butyllithium/hexane (150 mL, 0.24 mol, 1.09eq) was added to a solution of 2-
 fluorobromobenzene (26 mL, 0.24mol, 1.09eq) in THF (200 mL) in a stream of argon at –
 90°C. The reaction mixture was cooled to –80°C, and a solution of compound tert-butyl 6-
 [(cyclopropylmethoxy)methyl]-6-hydroxy-1,4-oxazepane-4-carboxylate (**Preparation 44**, 50
 mL, 0.22 mol, 1eq) in THF was added dropwise. Then the mixture was cooled to –100°C, and

a solution of borontrifluoride diethyletherate (30.4 g, 0.24 mol, 1.09eq) in THF (300 mL) was added at this temperature for 30 min. The reaction mixture was heated to 0°C for 5 h, and a 5M sodium hydrogen sulfate solution (50 mL) was added. The organic layer was separated and evaporated, and the residue was distributed between water and ether. The organic layer was separated, washed with water and brine, dried, and evaporated. The residue was dissolved in MeOH (200 mL). Ethylenediamine (30 mL) was added to the mixture, which was brought to boiling, cooled, evaporated, and coevaporated with dioxane. The residue was subjected to chromatography (silica gel, carbon tetrachloride → chloroform → chloroform/MeOH 19:1), evaporated, and dried to title compound (38 g, 0.12 mol, 55%).

10

Preparation 46

6-(2-Fluorobenzyl)-1,4-oxazepan-6-ol Hydrochloride



15

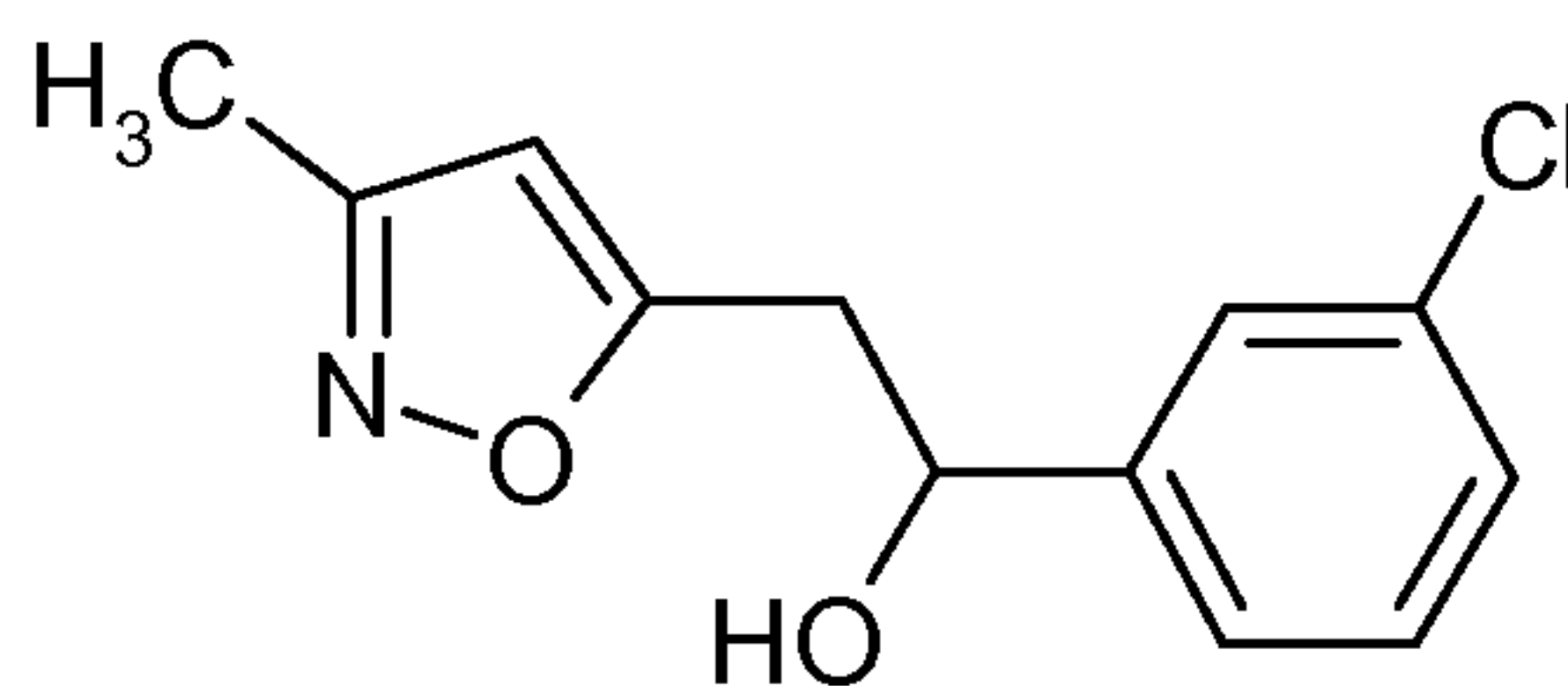
[0549] tert-Butyl 6-(2-fluorobenzyl)-6-hydroxy-1,4-oxazepane-4-carboxylate (**Preparation 45**, 38 g, 0.12 mol, 1eq) was dissolved in dioxane (200 mL), and 4M hydrogen chloride/dioxane (60.4mL, 0.24 mol, 2eq) was added. The mixture was stirred for 24 h, evaporated, and coevaporated with ether. The formed precipitate was washed with ether and dried to give title compound (29.8 g, 0.11mol, 95%).

20

[0550] ¹HNMR (d₆-DMSO): 2.75 (m, 2H), 2.95 (d, 1H), 3.1 (m, 1H), 3.25 (m, 2H), 3.65 (m, 2H), 3.8 (m, 1H), 3.9 (m, 1H), 5.65 (s, 1H), 7.15 (m, 2H), 7.3 (m, 1H), 7.4 (m, 1H), 8.3 (m, 1H), 9.8 (m, 1H). LCMS Rt= 2.34min. MS m/z 226 [MH]⁺.

Preparation 47

1-(3-Chlorophenyl)-2-(3-methylisoxazol-5-yl) ethanol

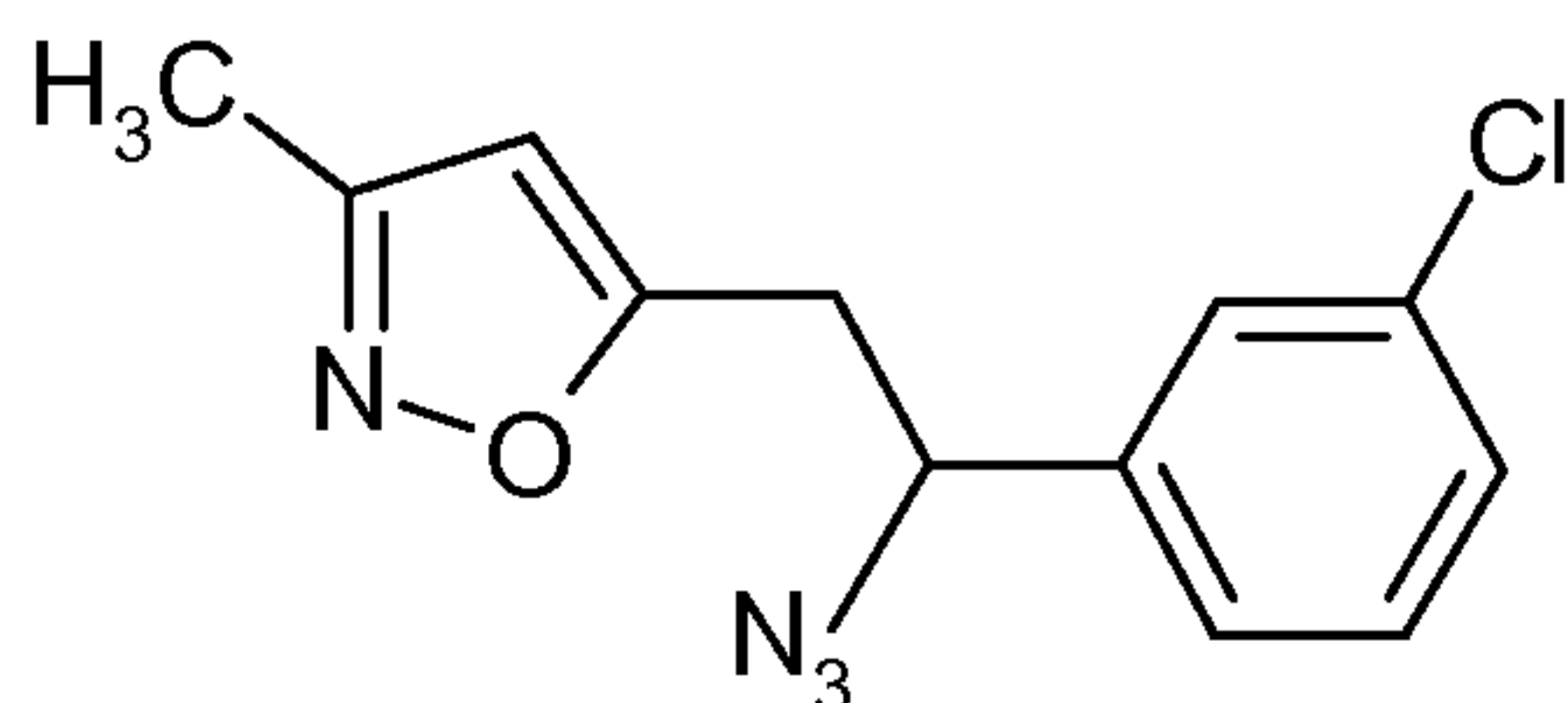


25

[0551] To a solution of 3,5-dimethylisoxazole (104g, 1.07mol, 1eq) in THF (1L) cooled to -78 °C under nitrogen, a solution of lithiumdiisopropylamide (1.8M ethylbenzene in THF)

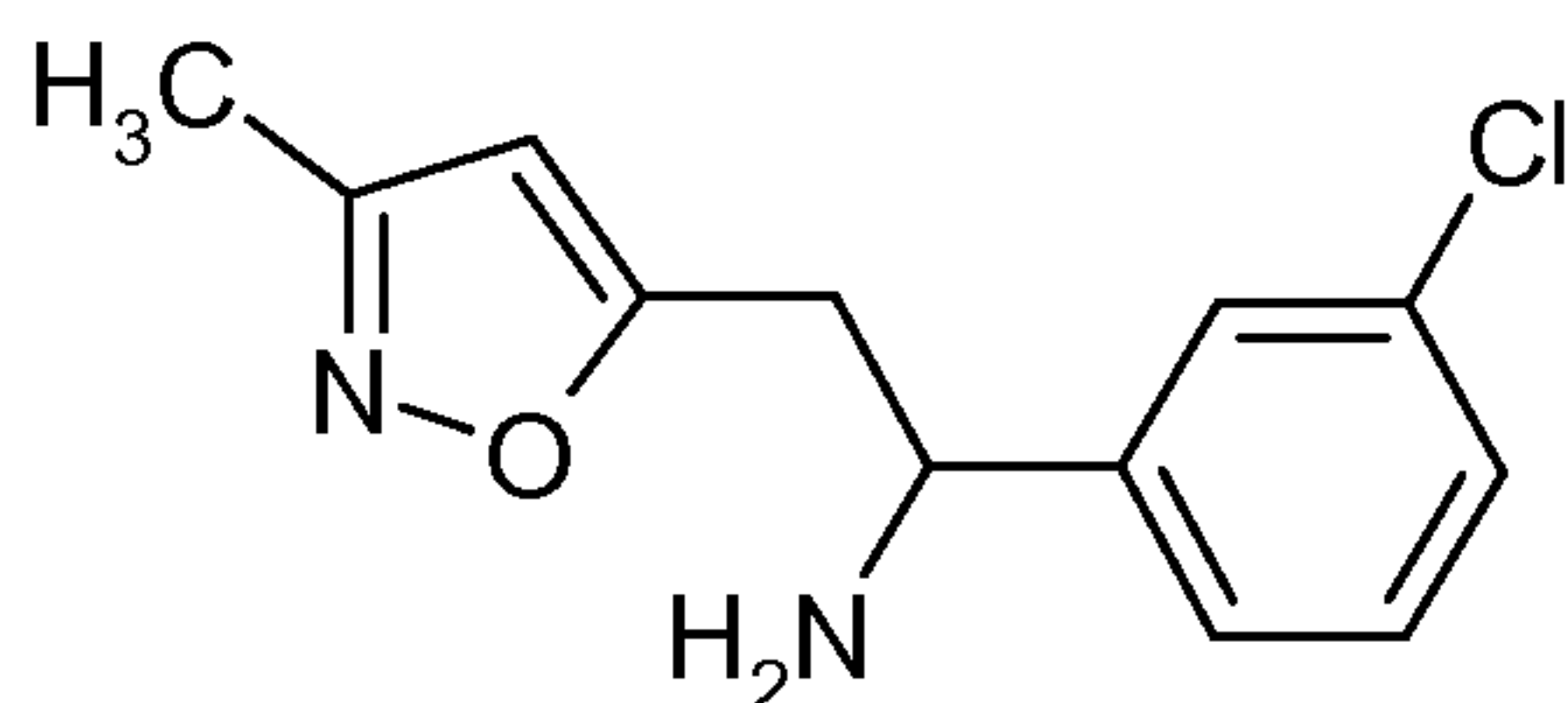
(630mL, 1.134mol, 1.06eq) was added dropwise. After 1hr, a solution of 3-chlorobenzaldehyde 100g, 0.711mole, 0.66eq in THF (300mL) was added drop wise at -78°C . The reaction mixture was allowed to warm to room temperature and stirred overnight. It was cooled to 0°C , and quenched by saturated ammonium chloride solution (130mL). The organic layer was concentrated to dryness. Water (1L) was added to the residue was extracted with ethyl acetate (2x1L). Combined organic extracts were washed with brine (700mL) dried over anhydrous sodium sulfate. Concentrated and purified by column chromatography (50 % ethyl acetate in hexane) over silica gel using a mixture of ethyl acetate and hexanes as eluant. The title compound was obtained as viscous brown oil (120g, 0.507mol, 48%).

10

Preparation 48**[2-Azido-2-(3-chloro-phenyl)-ethyl]-3-methyl-isoxazole**

[0552] To a solution of 1-(3-chlorophenyl)-2-(3-methylisoxazol-5-yl) ethanol (**Preparation 47**, 120g, 0.507mol, 1eq) in toluene (400mL) under nitrogen, diphenylphosphoryl azide (137mL, 0.633mol, 1.25eq) and diaza(1,3)bicyclo[5.4.0]undecane (92mL, 0.615 mol, 1.21eq) were added dropwise simultaneously at 0°C . The reaction mixture was stirred at room temperature overnight. It was filtered through a Celite pad and the Celite pad was washed with 5% ethyl acetate in hexane. The collected organic extract was dried, concentrated and purified by column chromatography (20 % ethyl acetate in hexane) over silica gel. The title compound was obtained as a viscous liquid (188g, 0.437mol, 86%).

20

Preparation 49**1-(3-Chloro-phenyl)-2-(3-methyl-isoxazol-5-yl)-ethylamine**

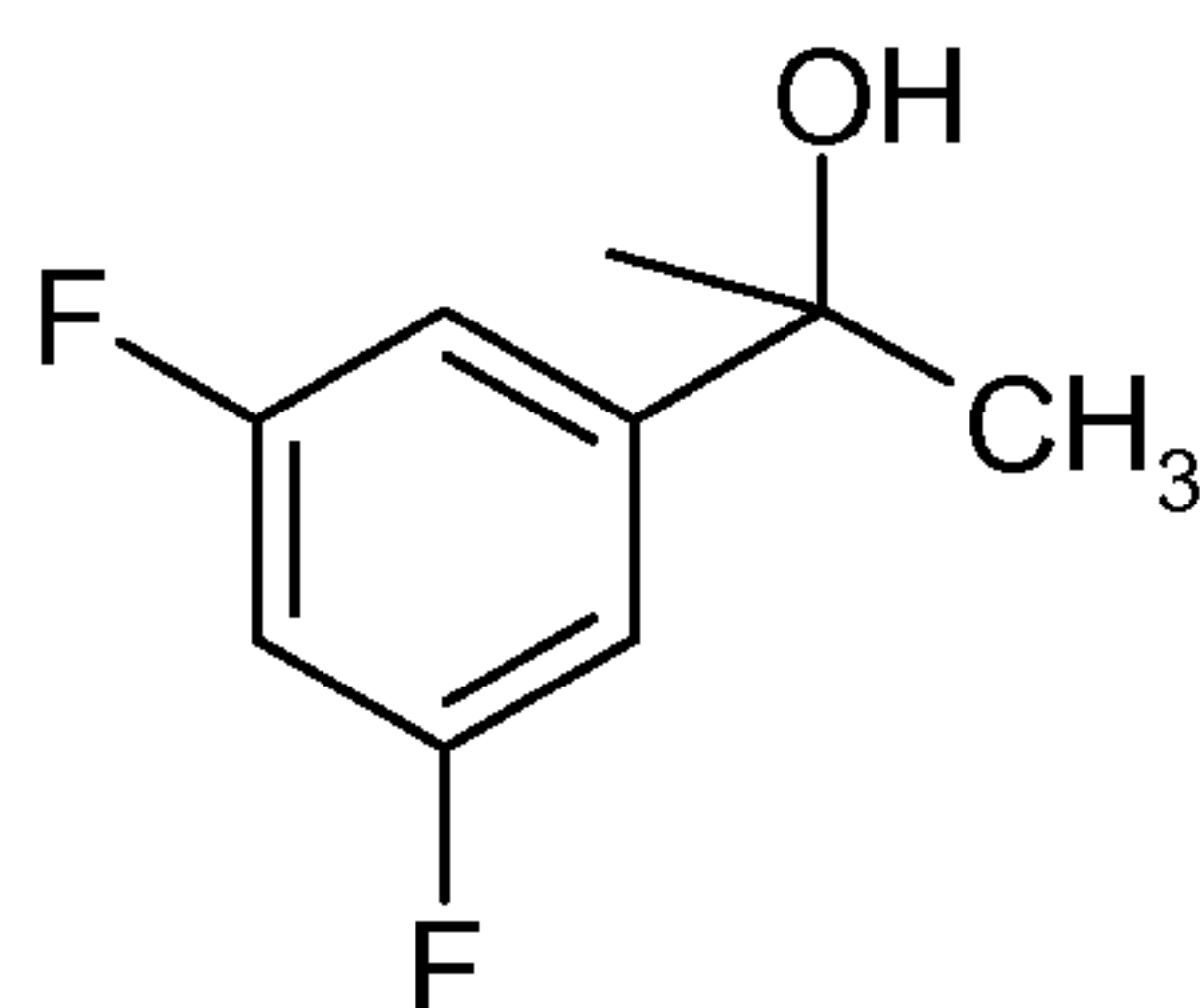
[0553] Triphenylphosphine (137g, 0.522 mol, 1.19eq) was added to a solution of 5-(2-azido-2-(3-chlorophenyl) ethyl)-3-methylisoxazole (**Preparation 48**, 115g, 0.437 mol, 1eq) in THF

25

(1L) under nitrogen atmosphere. The reaction mixture was stirred for 1hr after which water (45mL) was added and it was heated at 50°C overnight. The reaction mixture was concentrated, the crude oil so obtained was dissolved in 1L ethyl acetate and cooled to 0°C. It was extracted with 6M HCl (3 x 500mL). The aqueous phase was saturated by sodium chloride and basified with 6M sodium hydroxide to pH-10 (2L) and was extracted with ethyl acetate (2L). Organics were washed by brine, dried and concentrated to yield a liquid, which solidifies upon refrigeration. The title compound was obtained as white solid (30g, 0.127mol, 29%).

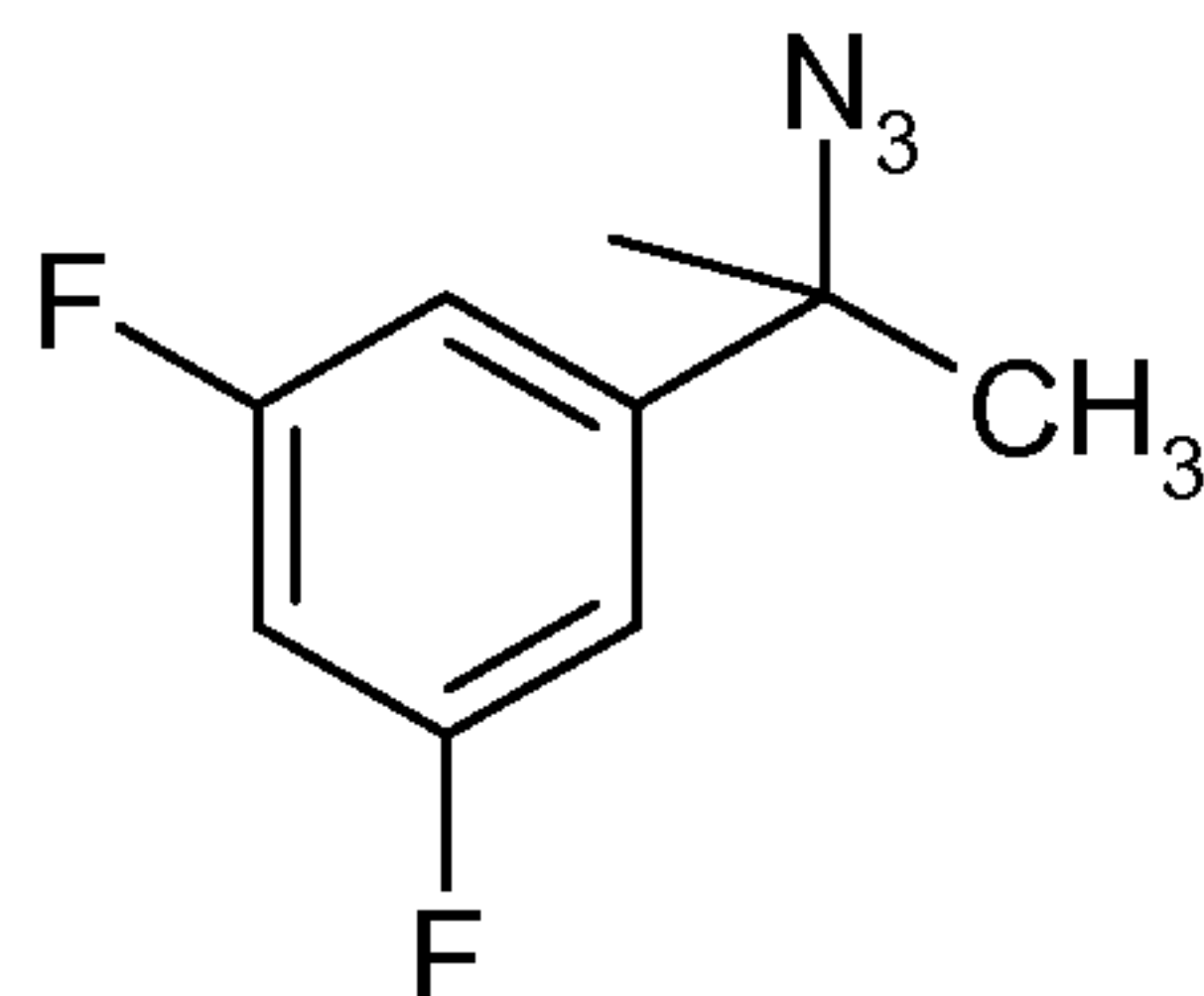
Preparation 50

10 2-(3,5-Difluoro-phenyl)-propan-2-ol

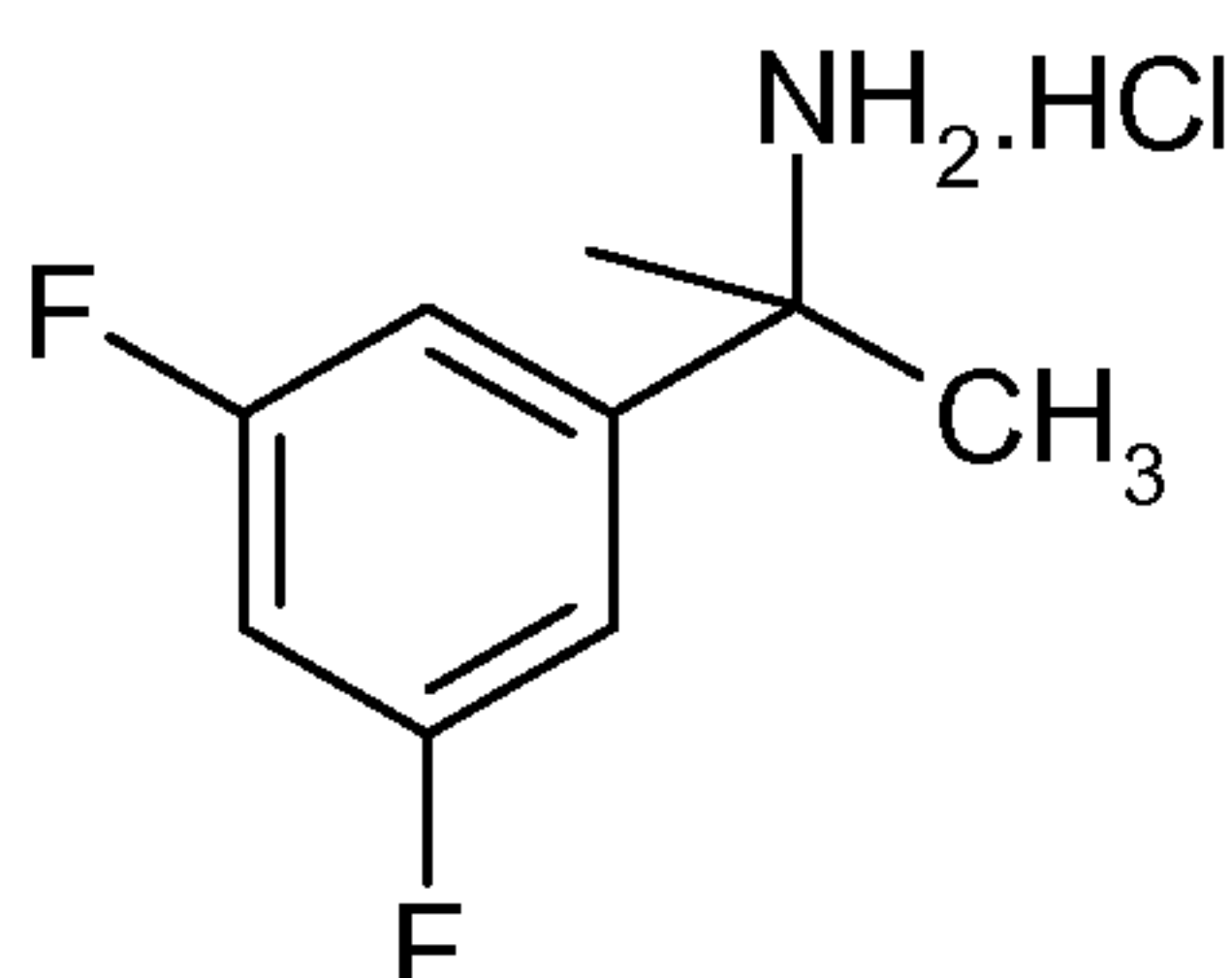


[0554] A solution of 1-(3,5-difluoro-phenyl)-ethanone (156g, 1mol, 1eq) in THF (500mL) was added dropwise under argon to the commercially available solution of methymagnesium bromide (143g, 1.2mol, 1.2eq) in THF at such a rate that gentle refluxing was maintained.

15 After the addition was complete the reaction mixture was stirred at ambient temperature for an hour and poured into ice-cold aqueous saturated ammonium chloride. Phases were separated and aqueous layer extracted two times with ethyl acetate. The combined organic layers were washed with brine and dried over anhydrous magnesium sulfate. After removal of the solvent title compound was purified by distillation under reduced pressure (145g, 0.84mol, 84%).

Preparation 51**1-(1-Azido-1-methylethyl)-3,5-difluorobenzene**

[0555] Hydrogen azide (2M in toluene, 1.5mol) was added to the solution of 2-(3,5-difluoro-
 5 phenyl)propan-2-ol (**Preparation 50**, 145g ,0.84mol, 1eq) in chloroform (1L) and the content
 of the flask was cooled to -5°C. The mixture of TFA (2.5mol, 2.98eq) with chloroform (1:1)
 was added dropwise at such a rate to keep the internal temperature below -5°C. After the
 addition was complete, the reaction mixture was allowed to warm to room temperature and
 stirring was continued for 20h. The reaction was poured into 2M sodium hydroxide and layers
 10 were separated. The aqueous phase was extracted two times with chloroform and combined
 organic extracts were washed with brine and dried over anhydrous magnesium sulfate. After
 removal of the solvent, the title compound was used in the next step without further
 purification (171g, 0.87mol, 100%).

Preparation 5215 **2-(3,5-Difluorophenyl)propan-2-amine hydrochloride**

[0556] 1-(1-Azido-1-methylethyl)-3,5-difluorobenzene (**Preparation 51**, 171g, 0.87mol,
 1eq) diluted with diethyl ether was added dropwise over two hours to the suspension of lithium
 aluminum hydride (1.05mol, 1.21eq) in dry diethyl ether (1.7L) cooled previously to 0°C.
 20 After the addition was complete the reaction mixture was stirred at 0-10°C for an hour and
 carefully quenched with dropwise addition of 2M aqueous hydrogen chloride until pH = 2 was
 obtained. The aqueous phase was separated, washed with ethyl acetate, alkalized to pH>12 and
 filtered through a pad of Celite to remove some insoluble by-products. The Celite was washed
 several times with hot ethyl acetate. The aqueous layer was separated and extracted three times

DEMANDES OU BREVETS VOLUMINEUX

**LA PRÉSENTE PARTIE DE CETTE DEMANDE OU CE BREVETS
COMPREND PLUS D'UN TOME.**

CECI EST LE TOME __1__ DE __2__

NOTE: Pour les tomes additionels, veuillez contacter le Bureau Canadien des Brevets.

JUMBO APPLICATIONS / PATENTS

**THIS SECTION OF THE APPLICATION / PATENT CONTAINS MORE
THAN ONE VOLUME.**

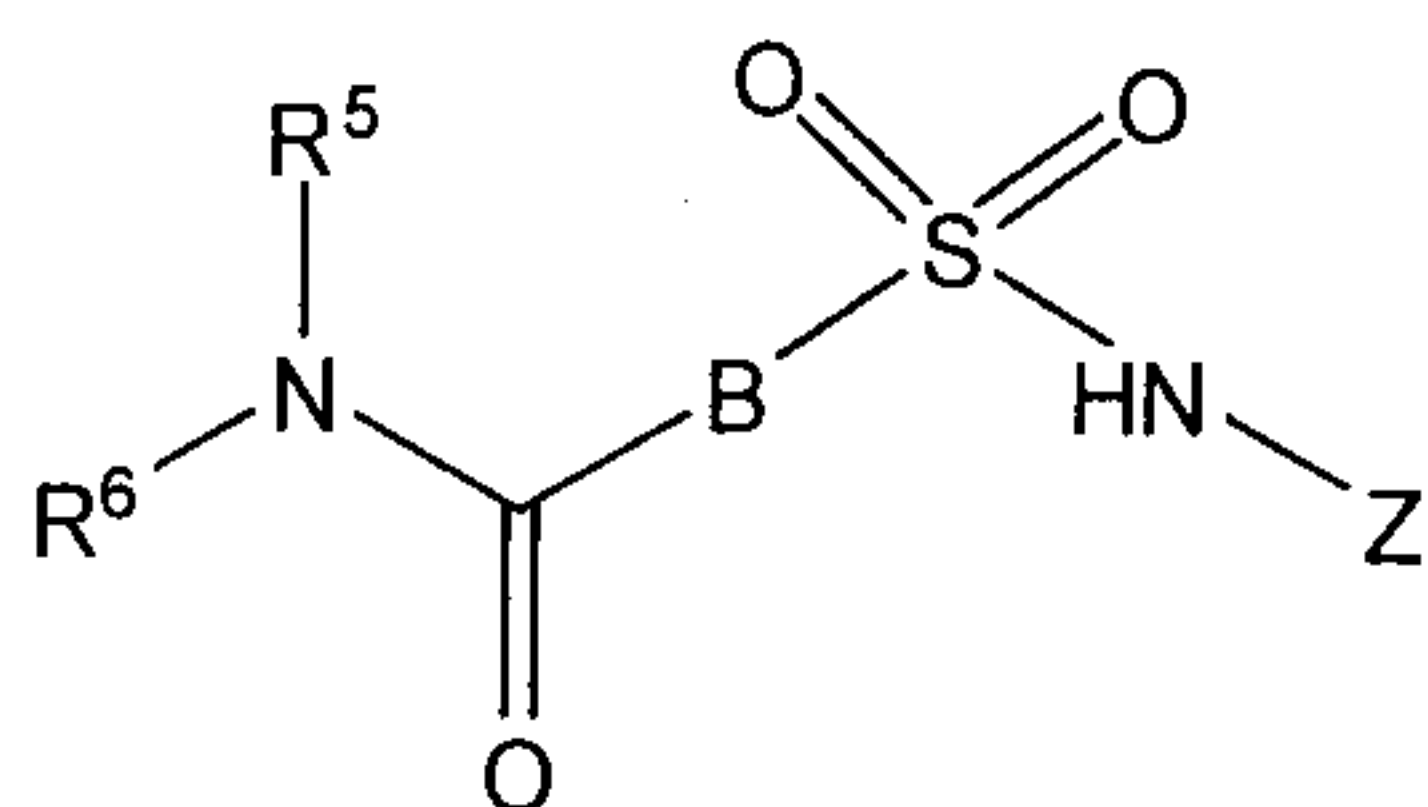
THIS IS VOLUME __1__ OF __2__

NOTE: For additional volumes please contact the Canadian Patent Office.

72859-337

CLAIMS:

1. A compound of the formula (I):



(I)

or a pharmaceutically acceptable salt or solvate thereof, wherein:

- 5 R⁵ and R⁶ are each members independently selected from H and a group which is a member selected from (C₁-C₁₀)alkyl, heteroalkyl, heterocycloalkyl, heterocycloalkyl(C₁-C₂)alkyl, (C₃-C₈)cycloalkyl, (C₃-C₈)cycloalkyl(C₁-C₂)alkyl, aryl(C₁-C₃)alkyl, aryloxy(C₁-C₂)alkyl, arylamino(C₁-C₃)alkyl, heteroaryl, heteroarylamino(C₁-C₂)alkyl, heteroaryloxy(C₁-C₂)alkyl and heteroaryl(C₁-C₂)alkyl,
- 10 wherein each is optionally substituted at any suitable point with one or more substituents selected from the group consisting of oxo, halogen, cyano, hydroxy, (C₁-C₄)alkyl, halo(C₁-C₄)alkyl, (C₁-C₄)alkoxy, (C₁-C₄)alkoxy(C₁-C₄)alkoxy, hydroxy(C₁-C₄)alkyl, hydroxy(C₁-C₄)alkoxy, halo(C₁-C₄)alkoxy, (C₃-C₈)cycloalkyl(C₁-C₄)alkoxy, amino, (C₁-C₄)alkylamino, di(C₁-C₄)alkylamino, trifluoromethylthio, (C₃-C₈)cycloalkyl, pyrazolyl,
- 15 pyrazolylmethyl, pyrazolylethyl, phenyl, benzyl, phenethyl, pyridyl, pyridylmethyl, phenoxy, phenoxyethyl, pyridyloxy and pyridyloxymethyl

- 20 wherein each pyrazolyl, pyrazolylmethyl, pyrazolylethyl, phenyl, benzyl, phenethyl, pyridyl, pyridylmethyl, phenoxy, phenoxyethyl, pyridyloxy or pyridyloxymethyl is optionally substituted with halogen, cyano, hydroxy, methyl, methoxy, trifluoromethyl or trifluoromethoxy;

with the proviso that R⁵ and R⁶ are not both hydrogen;

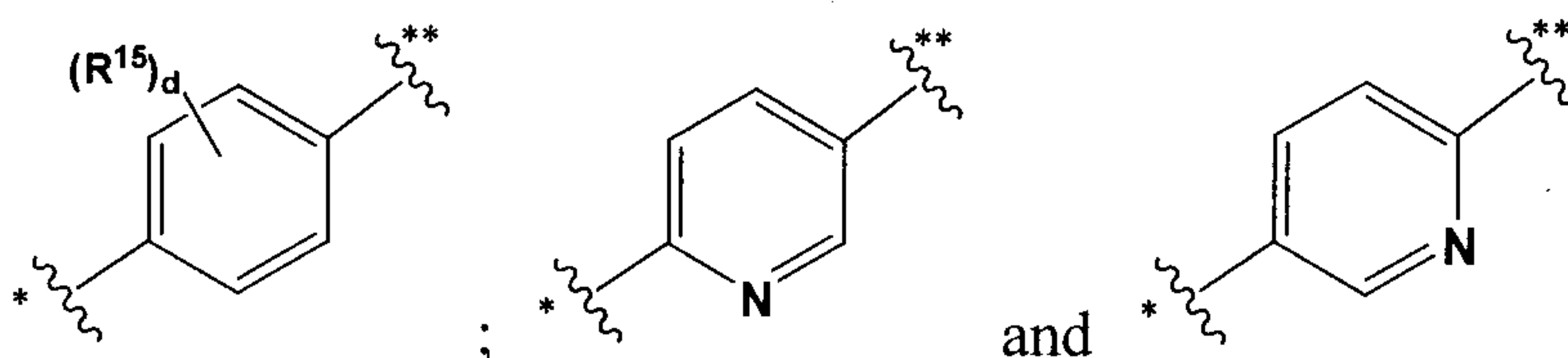
or R⁵ and R⁶, when taken together with the nitrogen to which they are attached, are optionally joined to form a 4- to 8-membered heterocycloalkyl ring

72859-337

wherein said 4- to 8-membered heterocycloalkyl ring is optionally substituted with one or more substituents selected from the group consisting of oxo, halogen, cyano, hydroxy, (C₁-C₄)alkyl, halo(C₁-C₄)alkyl, (C₁-C₄)alkoxy, (C₁-C₄)alkoxy(C₁-C₄)alkoxy, hydroxy(C₁-C₄)alkoxy, halo(C₁-C₄)alkoxy, (C₃-C₈)cycloalkyl(C₁-C₄)alkoxy, (C₃-C₈)cycloalkyl(C₁-C₄)alkoxy(C₁-C₄)alkyl, amino, (C₁-C₄)alkylamino, di(C₁-C₄)alkylamino, trifluoromethylthio, (C₃-C₈)cycloalkyl, pyrazolyl, pyrazolylmethyl, pyrazolylethyl, phenyl, benzyl, phenethyl, pyridyl, pyridylmethyl, phenoxy, phenoxyethyl, pyridyloxy and pyridyloxymethyl

wherein each pyrazolyl, pyrazolylmethyl, pyrazolylethyl, phenyl, benzyl, phenethyl, pyridyl, pyridylmethyl, phenoxy, phenoxyethyl, pyridyloxy or pyridyloxymethyl is optionally substituted with halogen, cyano, hydroxy, methyl, methoxy, trifluoromethyl or trifluoromethoxy;

B is a member selected from the group



15 wherein

represents a bond covalently attached to said carbon of said carbonyl;

represents a bond covalently attached to said sulfur of said sulfonamide;

d is an integer from 0 to 2;

20 R¹⁵ is a member selected from halogen, cyano, (C₁-C₄)alkyl, halo(C₁-C₄)alkyl, (C₁-C₄)alkoxy, and halo(C₁-C₄)alkoxy; and

72859-337

Z is a 5-membered heteroaryl, optionally substituted with one or more substituents selected from the group consisting of halogen, cyano, (C₁-C₄)alkyl, halo(C₁-C₄)alkyl, (C₁-C₄)alkoxycarbonyl, (C₁-C₄)alkoxy, halo(C₁-C₄)alkoxy, (C₃-C₈)cycloalkyl, amino, (C₁-C₄)alkylamino and di(C₁-C₄)alkylamino;

5 and wherein:

“alkyl,” by itself or as part of another substituent, means, unless otherwise stated, a straight- or branched-chain hydrocarbon radical, which may be fully saturated, mono- or polyunsaturated and can include mono-, di- and multivalent radicals, having the number of carbon atoms designated;

10 “aryl” means, unless otherwise stated, a polyunsaturated, aromatic, hydrocarbon substituent that can be a single ring or multiple rings, which are fused together or linked covalently; and

“heteroaryl” refers to a polyunsaturated, aromatic, substituent that contains from one to four heteroatoms selected from N, O, and S, wherein the nitrogen and sulfur
15 atoms are optionally oxidized, and the nitrogen atom(s) are optionally quaternized that can be a single ring or multiple rings.

2. The compound according to claim 1, or a pharmaceutically acceptable salt or solvate thereof, wherein

R⁵ is a member selected from (C₁-C₁₀)alkyl and (C₃-C₈)cycloalkyl,

20 wherein each is optionally substituted with one or more substituents selected from the group consisting of oxo, halogen, cyano, hydroxy, hydroxy(C₁-C₄)alkyl, hydroxy(C₁-C₄)alkoxy, (C₁-C₄)alkyl, halo(C₁-C₄)alkyl, (C₁-C₄)alkoxy, halo(C₁-C₄)alkoxy and phenyl.

3. The compound according to claim 1 or 2, or a pharmaceutically acceptable salt
25 or solvate thereof, wherein R⁵ is a member selected from (C₁-C₄)alkyl, hydroxy (C₁-C₄)alkyl,

72859-337

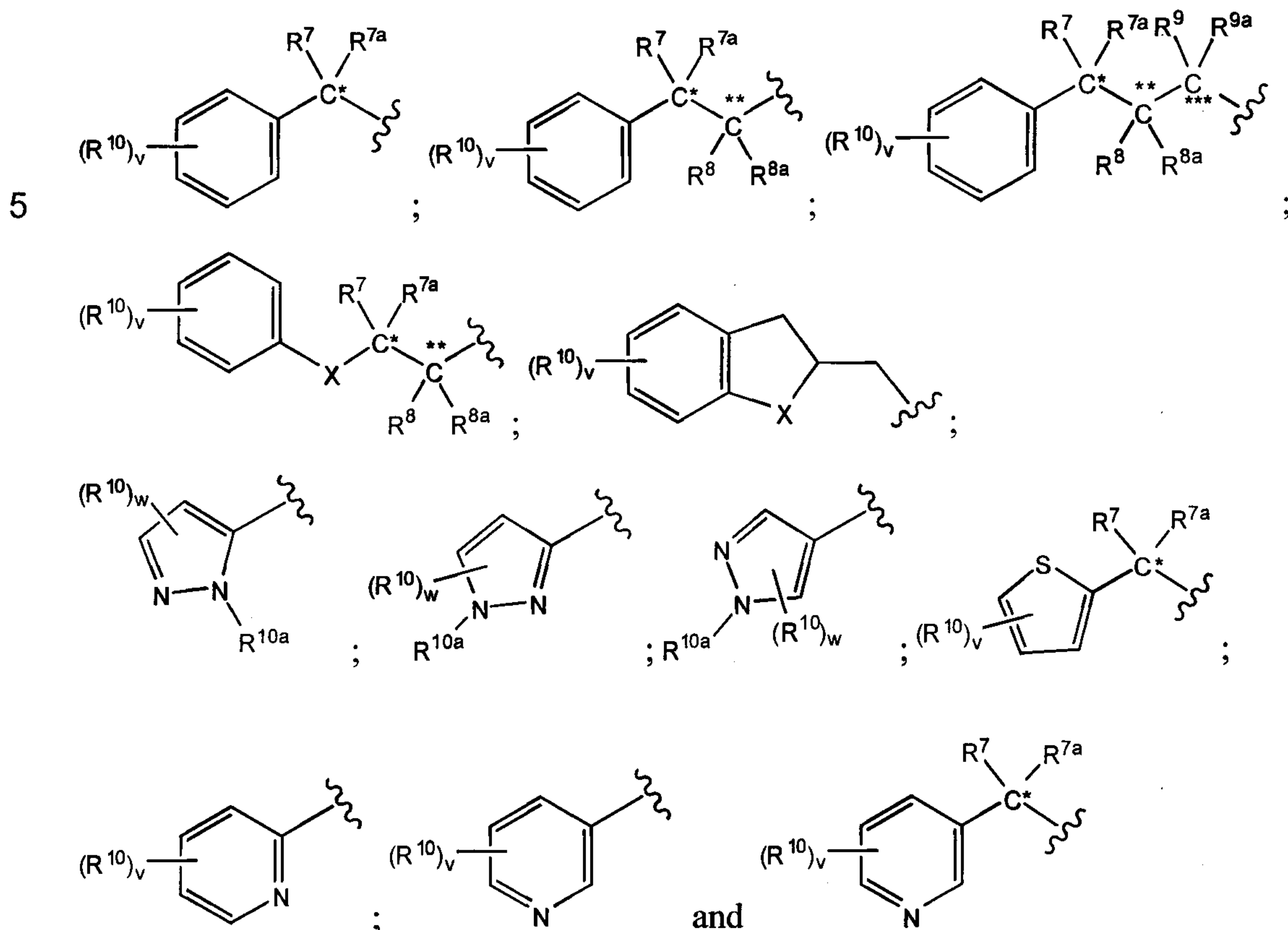
cyano(C₁-C₄)alkyl, (C₃-C₈)cycloalkyl, phenyl(C₁-C₄)alkyl, hydroxycyclohexyl and hydroxy(C₁-C₄)alkylcyclohexyl.

4. The compound according to claim 1 or 2, or a pharmaceutically acceptable salt or solvate thereof, wherein R⁵ is a member selected from methyl, ethyl, isopropyl,
- 5 hydroxyethyl, cyanoethyl, 2-hydroxy-1-phenylethyl, cyclopropyl, cyclohexyl, (1R, 2R) 2-hydroxycyclohexyl, (1R, 2R) 2-hydroxycyclohexyl, (1R, 2S) (2-hydroxymethyl)cyclohexyl and (1S, 2R) (2-hydroxymethyl)cyclohexyl.
5. The compound according to any one of claims 1-4, or a pharmaceutically acceptable salt or solvate thereof, wherein R⁶ is H.
- 10 6. The compound according to claims 1-4, or a pharmaceutically acceptable salt or solvate thereof, wherein R⁶ is not H.
7. The compound according to claim 1, or a pharmaceutically acceptable salt or solvate thereof, wherein
- R⁶ is a member selected from heteroaryl, aryl(C₁-C₃)alkyl,
- 15 heteroaryl(C₁-C₂)alkyl, aryloxy(C₁-C₂)alkyl, heteroaryloxy(C₁-C₂)alkyl, arylamino(C₁-C₂)alkyl and heteroarylamino(C₁-C₂)alkyl
- wherein each is optionally substituted with one or more substituents selected from the group consisting of halogen, cyano, hydroxy, (C₁-C₄)alkyl, halo(C₁-C₄)alkyl, (C₁-C₄)alkoxy, (C₁-C₄)alkoxy(C₁-C₄)alkoxy, hydroxy(C₁-C₄)alkoxy, halo(C₁-C₄)alkoxy,
- 20 (C₃-C₈)cycloalkyl(C₁-C₄)alkoxy, amino, (C₁-C₄)alkylamino, di(C₁-C₄)alkylamino, trifluoromethylthio, (C₃-C₈)cycloalkyl, pyrazolyl, pyrazolylmethyl, pyrazolylethyl, phenyl, benzyl, phenethyl, pyridyl, pyridylmethyl, phenoxy, phenoxymethyl, pyridyloxy and pyridyloxymethyl
- wherein each pyrazolyl, pyrazolylmethyl, pyrazolylethyl, phenyl, benzyl,
- 25 phenethyl, pyridyl, pyridylmethyl, phenoxy, phenoxymethyl, pyridyloxy and pyridyloxymethyl is optionally substituted at any suitable point with one or more substituents

72859-337

selected from the group consisting of halogen, cyano, hydroxy, methyl, methoxy, trifluoromethyl and trifluoromethoxy.

8. The compound according to claims 1-4 or claim 6 or 7, or a pharmaceutically acceptable salt or solvate thereof, wherein R^6 is a member selected from



wherein v is an integer selected from 0 to 3;

10 w is an integer selected from 0 to 2;

X is a member selected from O and N;

each R^{10} is a member independently selected from halogen, cyano, hydroxyl and a group which is a member selected from (C_1-C_4) alkyl, halo (C_1-C_4) alkyl,

(C_3-C_8) cycloalkyl, (C_1-C_4) alkoxy, trifluoromethylthio, phenyl, benzyl, phenethyl, phenoxy,

15 and pyrazolyl, wherein each phenyl, benzyl, phenethyl, phenoxy, and pyrazolyl group is optionally substituted at any suitable point with one or more halogen moieties;

72859-337

R^{10a} is a member selected from H and a group which is a member selected from (C₁-C₄)alkyl, halo(C₁-C₄)alkyl, phenyl, benzyl and phenethyl, wherein each phenyl, benzyl or phenethyl group is optionally substituted at any suitable point with one or more halogen moieties,

5 R^7 , R^{7a} , R^8 , R^{8a} , R^9 and R^{9a} are each members independently selected from H, halogen, cyano, hydroxyl, (C₁-C₄)alkyl, hydroxy(C₁-C₄)alkyl, (C₃-C₈)cycloalkyl, (C₁-C₄)alkoxy, phenoxy, trifluoromethylthio or pyrazolyl wherein each (C₁-C₄)alkyl, hydroxy(C₁-C₄)alkyl, (C₃-C₈)cycloalkyl, (C₁-C₄)alkoxy, phenoxy, or pyrazolyl group is optionally substituted at any suitable point with (C₁-C₄)alkyl;

10 with the proviso that R^7 and R^{7a} are optionally joined with C* to form a member selected from a carbonyl and substituted and unsubstituted 3- to 7-membered ring;

with the further proviso that R^8 and R^{8a} are optionally joined with C** to form a member selected from a carbonyl and substituted and unsubstituted 3- to 7-membered ring;

15 with the further proviso that R^9 and R^{9a} are optionally joined with C*** to form a member selected from a carbonyl and substituted and unsubstituted 3- to 7-membered ring;

with the further proviso that R^7 and R^8 are optionally joined, along with the atoms to which they are attached, to form a 3- to 7-membered ring;

20 with the further proviso that R^8 and R^9 are optionally joined, along with the atoms to which they are attached, to form a 3- to 7-membered ring;

with the further proviso that R^7 and R^9 are optionally joined, along with the atoms to which they are attached, to form a 3- to 7-membered ring;

with the further proviso that R^7 and R^{10} are optionally joined, along with the atoms to which they are attached, to form a 3- to 7-membered ring;

25 with the further proviso that R^8 and R^{10} are optionally joined, along with the atoms to which they are attached, to form a 3- to 7-membered ring.

72859-337

with the further proviso that R^9 and R^{10} are optionally joined, along with the atoms to which they are attached, to form a 3- to 7-membered ring.

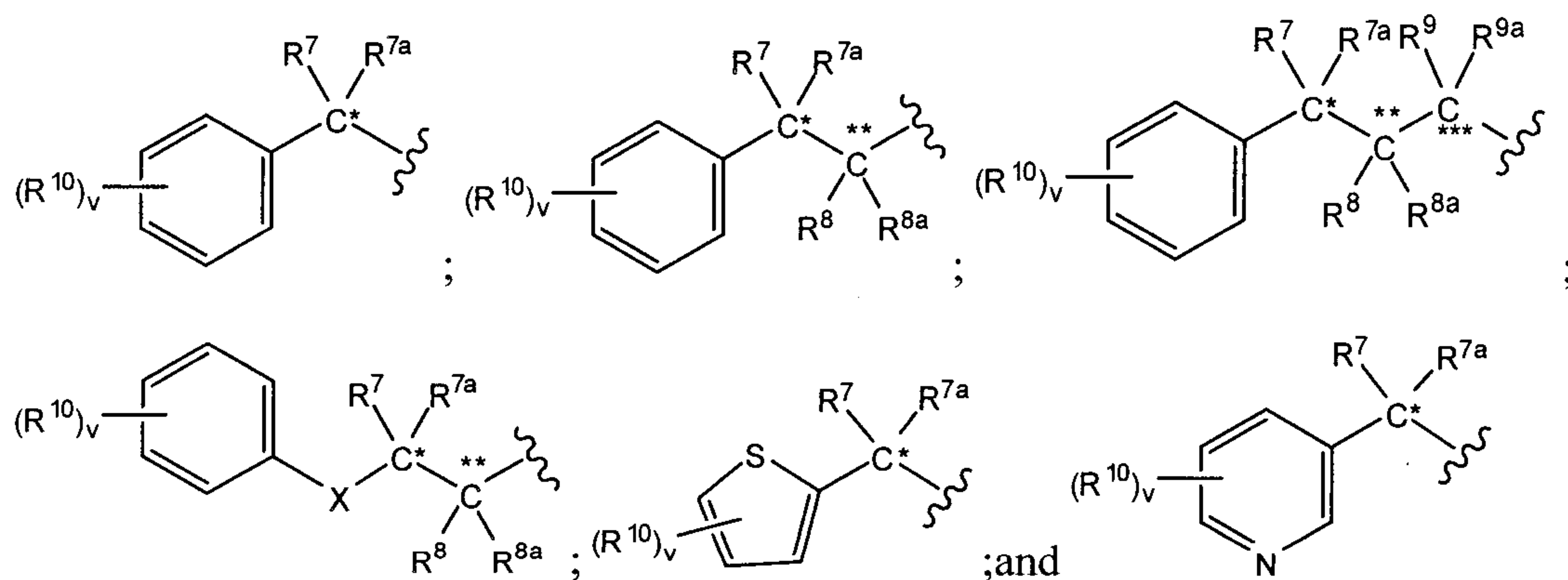
with the further proviso that when v is 2 or 3, each R^{10} are optionally joined, along with the atoms to which they are attached, to form a 3- to 7-membered ring.

5 9. The compound according to claim 8, or a pharmaceutically acceptable salt or solvate thereof, wherein R^7 , R^{7a} , R^8 , R^{8a} , R^9 and R^{9a} are each members independently selected from H, hydroxy, halogen, cyano, 2-hydroxyethyl, (S)-methyl, (R)-methyl and cyclopropyl.

10. The compound according to claim 8, or a pharmaceutically acceptable salt or solvate thereof, wherein R^7 is H and R^{7a} is a member selected from hydroxy, cyano,

10 2-hydroxyethyl, (S)-methyl, (R)-methyl and cyclopropyl.

11. The compound according to claim 8, or a pharmaceutically acceptable salt or solvate thereof, wherein R^6 is a member selected from



15 wherein

R^7 and R^{7a} are optionally joined with C^* to form a carbonyl; or R^7 and R^{7a} are optionally joined with C^* to form a member selected from cyclopropyl and cyclopentyl, and wherein C^* has a configuration which is a member selected from R and S; or

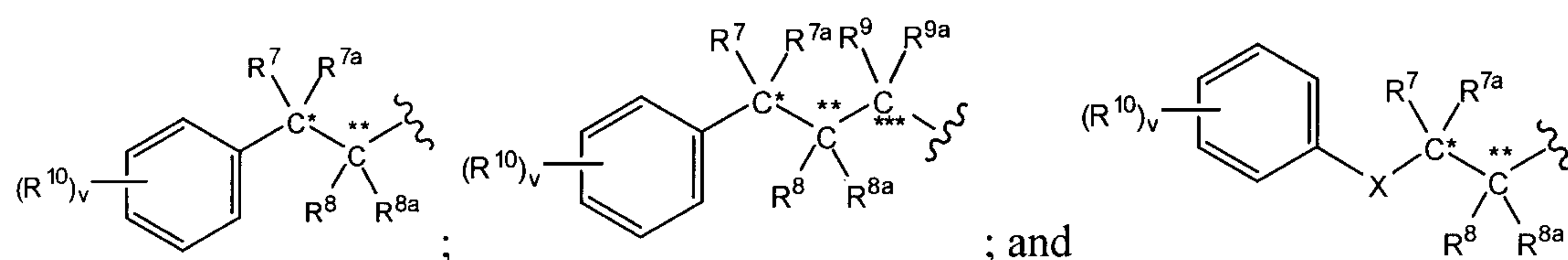
20 R^8 and R^{8a} are optionally joined with C^{**} to form cyclopropyl and wherein C^{**} has a configuration which is a member selected from R and S;

72859-337

R^7 and R^8 , along with the atoms to which they are attached, are optionally joined to form a member selected from cyclopropyl and tetrahydrofuran; or

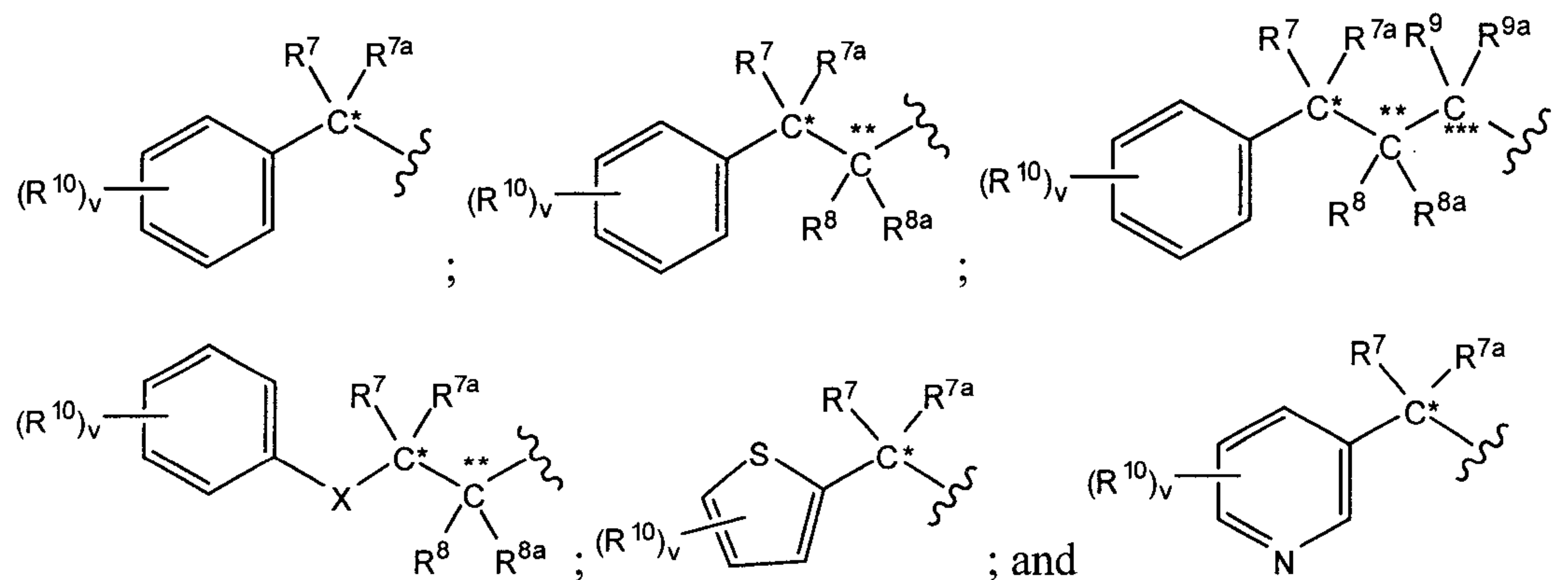
R^9 and R^{9a} are each members independently selected from H, 2-hydroxyethyl, (S)-methyl, (R)-methyl, halogen, cyano, hydroxyl, (C₃-C₈)cycloalkyl, (C₁-C₄)alkoxy, phenoxy, trifluoromethylthio and pyrazolyl.

12. The compound according to claim 8, or a pharmaceutically acceptable salt or solvate thereof, wherein R^6 is a member selected from



wherein R^8 , R^{8a} , R^9 and R^{9a} are each H.

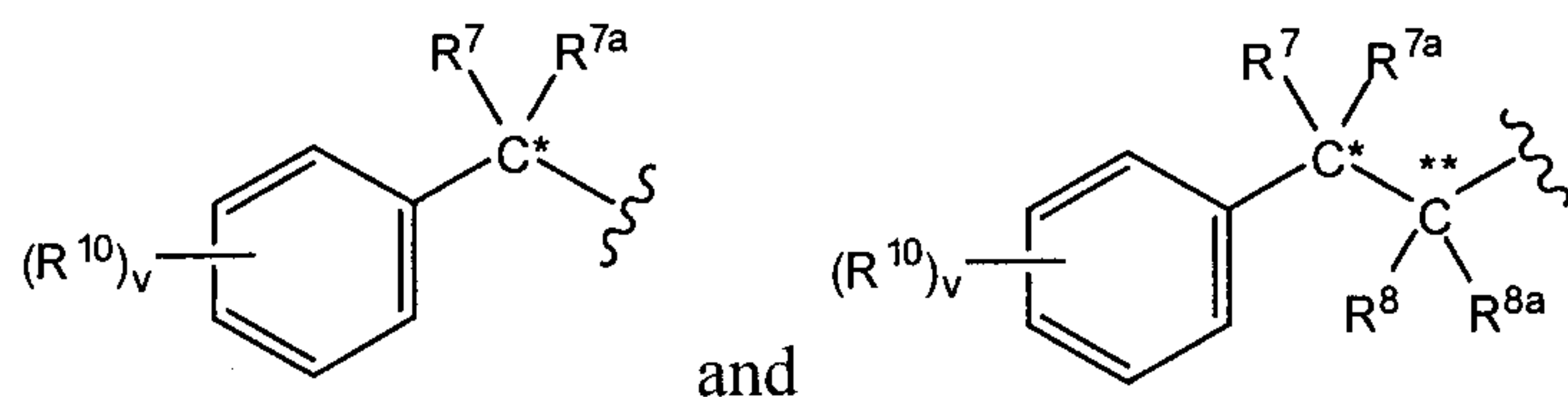
10 13. The compound according to claim 8, or a pharmaceutically acceptable salt or solvate thereof, wherein R^6 is a member selected from



wherein each R^7 and R^{7a} are members independently selected from H, methyl and hydroxy.

15 14. The compound according to claim 8, or a pharmaceutically acceptable salt or solvate thereof, wherein R^6 is a member selected from

72859-337



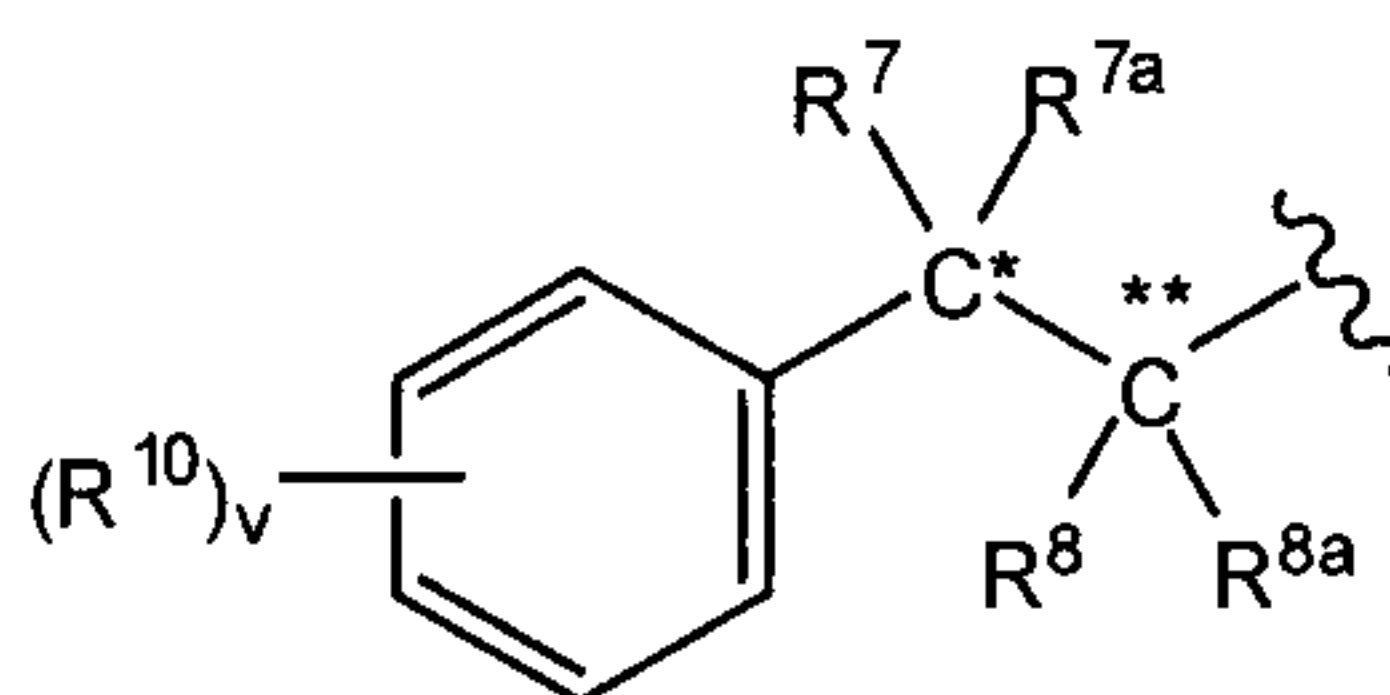
wherein

R^7 is a member selected from hydroxy, methyl, ethyl and hydroxymethyl, and C^* is in a configuration which is a member selected from R and S;

- 5 R^8 is a member selected from hydroxy, methyl, ethyl and hydroxymethyl, and C^{**} is in a configuration which is a member selected from R and S;

R^7 and R^8 , along with C^* and C^{**} , are optionally joined to form a member selected from cyclopropyl, tetrahydrofuran and cyclopentyl and wherein C^* and C^{**} are each independently in a configuration which is a member selected from R and S.

- 10 15. The compound according to claim 8, or a pharmaceutically acceptable salt or solvate thereof, wherein R^6 is

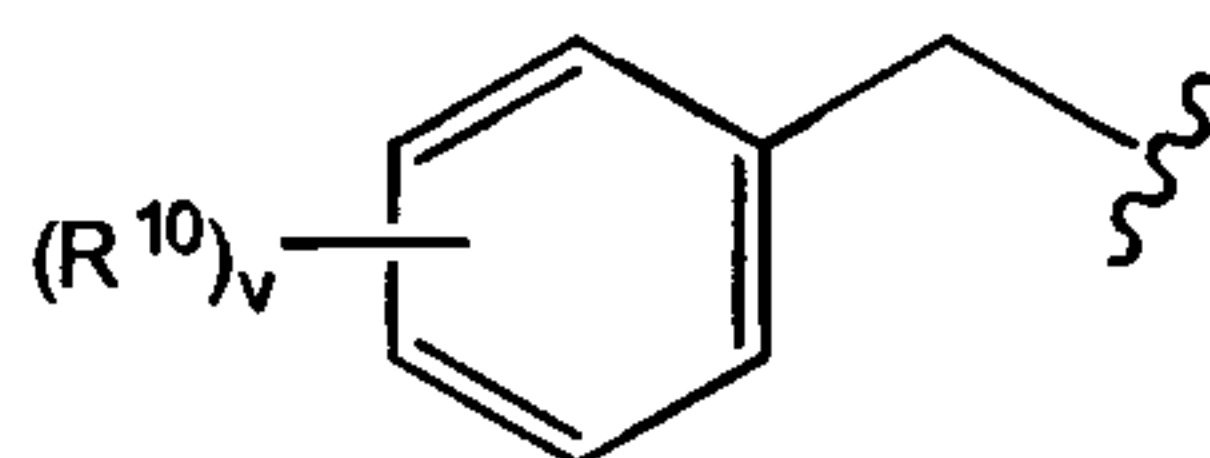


wherein R^7 and R^{7a} are joined with C^* to form a carbonyl; and R^8 is methyl.

16. The compound according to claim 15, or a pharmaceutically acceptable salt or solvate thereof, wherein R^{10} is a member selected from fluoro, chloro, cyano, hydroxyl, methyl, trifluoromethyl, methoxy, trifluoromethoxy, difluoromethoxy, isopropoxy, cyclopropyl, ethoxy, pyrazol-1-yl, phenyl, chlorophenyl and chlorobenzyl.

17. The compound according to claim 8, or a pharmaceutically acceptable salt or solvate thereof, wherein R^6 is

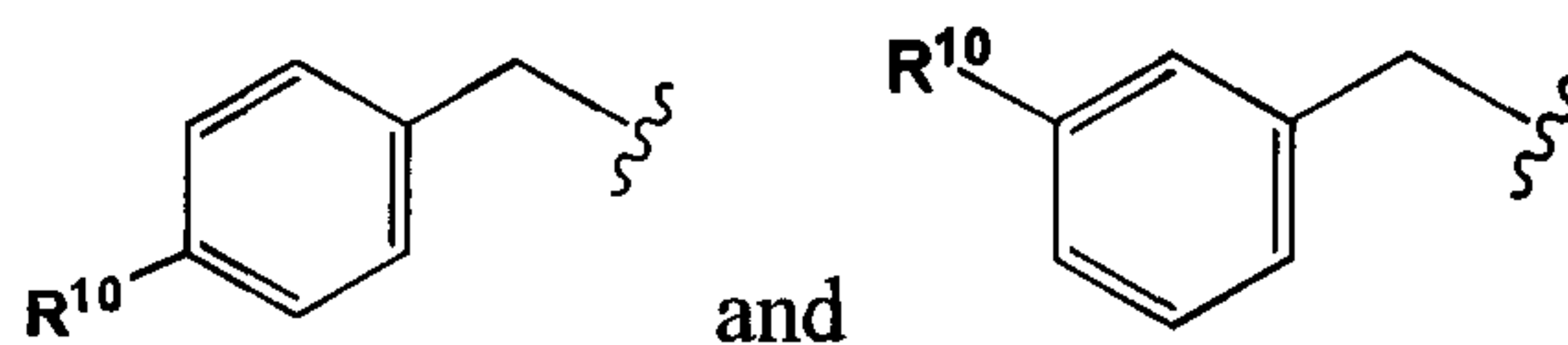
72859-337



18. The compound according to claim 17, or a pharmaceutically acceptable salt or solvate thereof, wherein v is 1.

19. The compound according to claim 17, or a pharmaceutically acceptable salt or solvate thereof, wherein R^{10} is a member selected from trifluoromethoxy, trifluoromethyl, chloro and fluoro.

20. The compound according to claim 18, or a pharmaceutically acceptable salt or solvate thereof, wherein R^6 is a member selected from

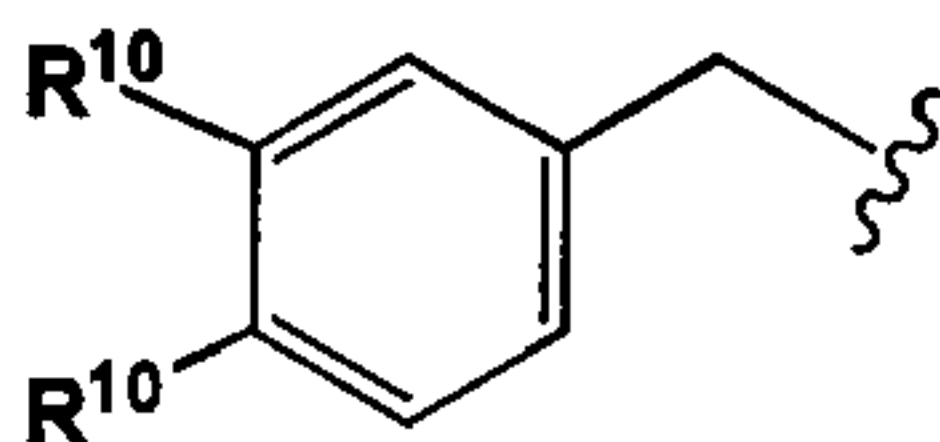


21. The compound according to claim 20, or a pharmaceutically acceptable salt or solvate thereof, wherein R^{10} is a member selected from trifluoromethoxy, trifluoromethyl, chloro and fluoro.

22. The compound according to claim 17, or a pharmaceutically acceptable salt or solvate thereof, wherein v is 2.

23. The compound according to claim 22, or a pharmaceutically acceptable salt or solvate thereof, wherein each R^{10} is a member independently selected from trifluoromethoxy, trifluoromethyl, chloro and fluoro.

24. The compound according to claim 22, or a pharmaceutically acceptable salt or solvate thereof, wherein R^6 is



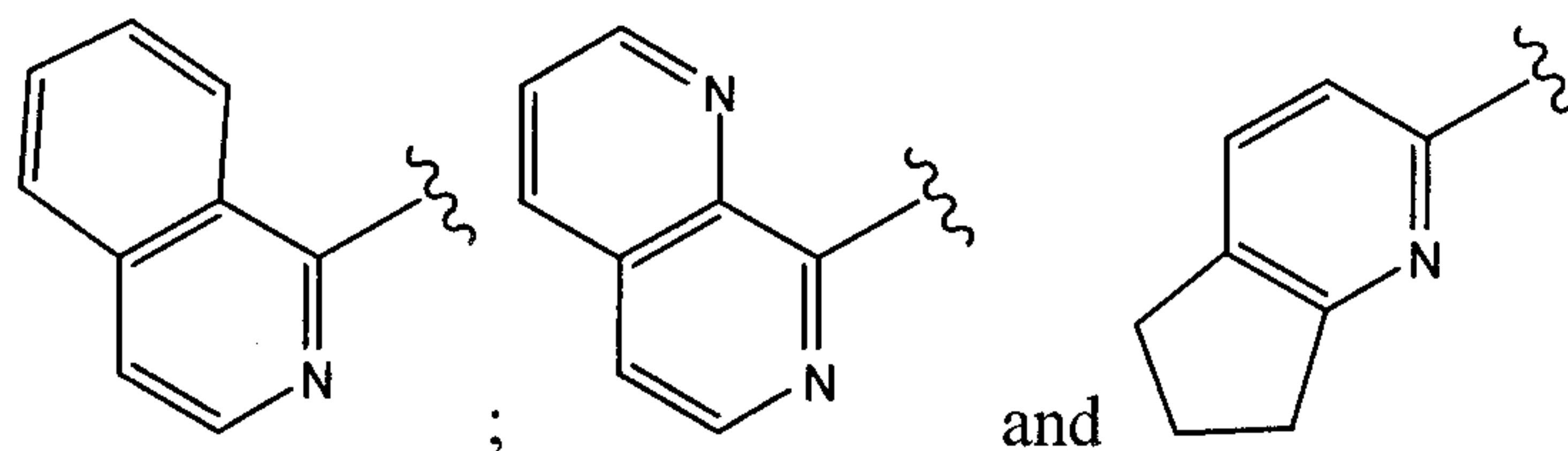
20

72859-337

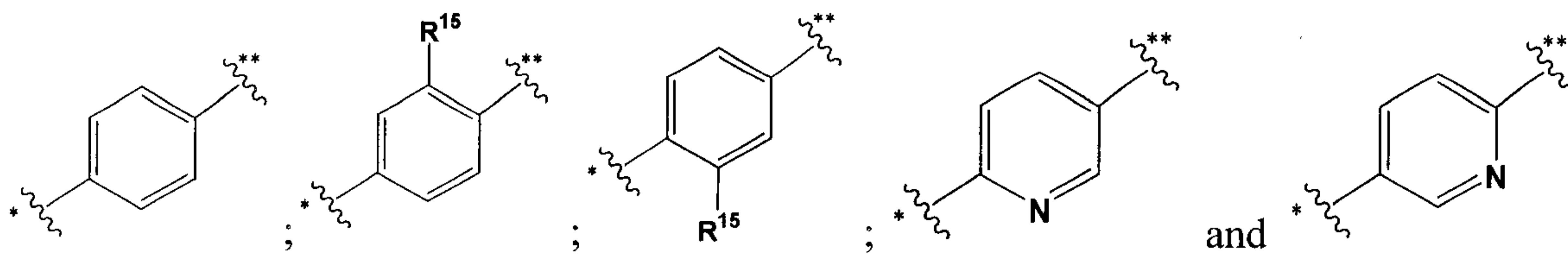
25. The compound according to claim 17, or a pharmaceutically acceptable salt or solvate thereof, wherein R^6 is a member selected from 3-chloro-4-trifluoromethoxybenzyl, 3-chloro-4-trifluoromethylbenzyl, 3-fluoro-4-trifluoromethoxybenzyl, 3-fluoro-4-trifluoromethylbenzyl, 3,4 dichlorobenzyl, 2,5 dichlorobenzyl, 3-chloro-4-fluorobenzyl, 5 3-trifluoromethoxy-4-fluorobenzyl, 3-fluoro-4-chlorobenzyl, 2-fluoro-4-trifluoromethylbenzyl, 3-cyclopropyl-4-fluorobenzyl, 2-methoxy-4-trifluoromethoxybenzyl, 3,4-difluorobenzyl, 3-fluoro-4-chlorobenzyl, 2-methyl-3-chlorobenzyl, 2-fluoro-3-trifluoromethylbenzyl and 3-trifluoromethyl-4-fluorobenzyl.

26. The compound according to claim 25, or a pharmaceutically acceptable salt or 10 solvate thereof, wherein R^5 is H.

27. The compound according to claim 8, or a pharmaceutically acceptable salt or solvate thereof, wherein R^6 is a member selected from



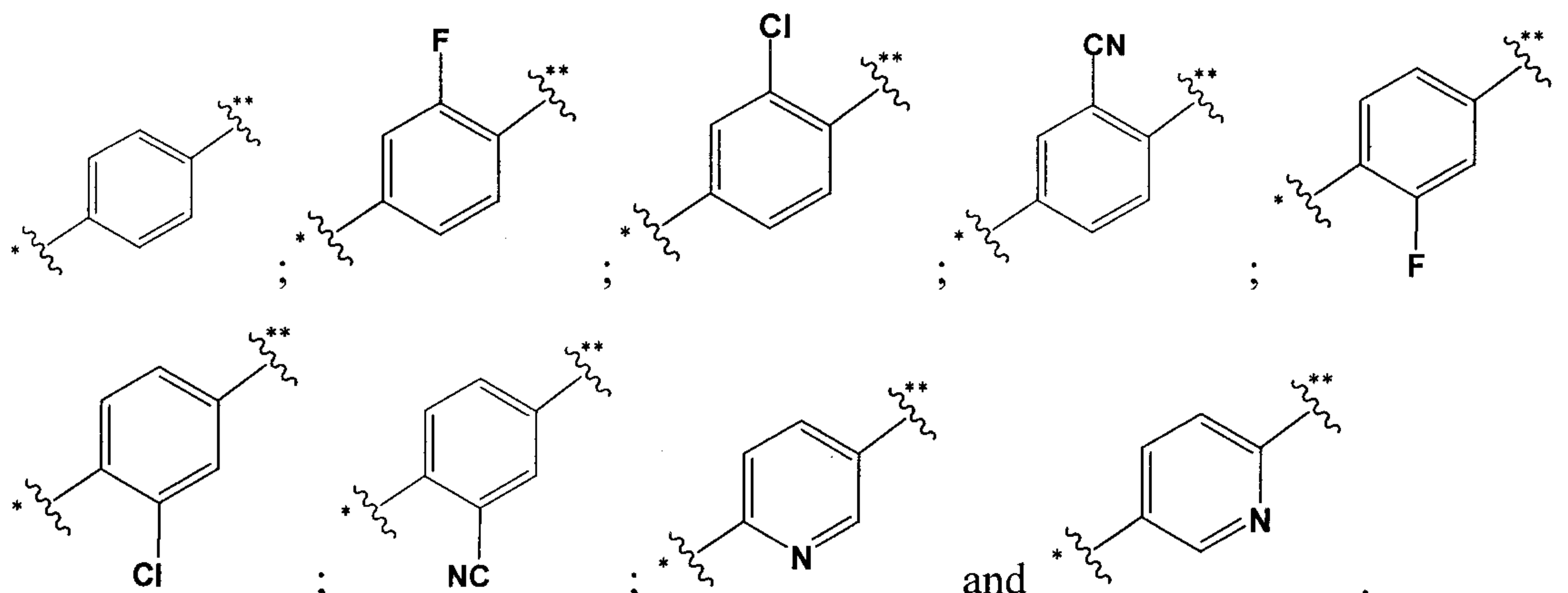
28. The compound according to any one of claims 1-27, or a pharmaceutically 15 acceptable salt or solvate thereof, wherein B is a member selected from



29. The compound according to any one of claims 1-28, or a pharmaceutically acceptable salt or solvate thereof, wherein R^{15} is a member selected from fluoro, chloro and cyano.

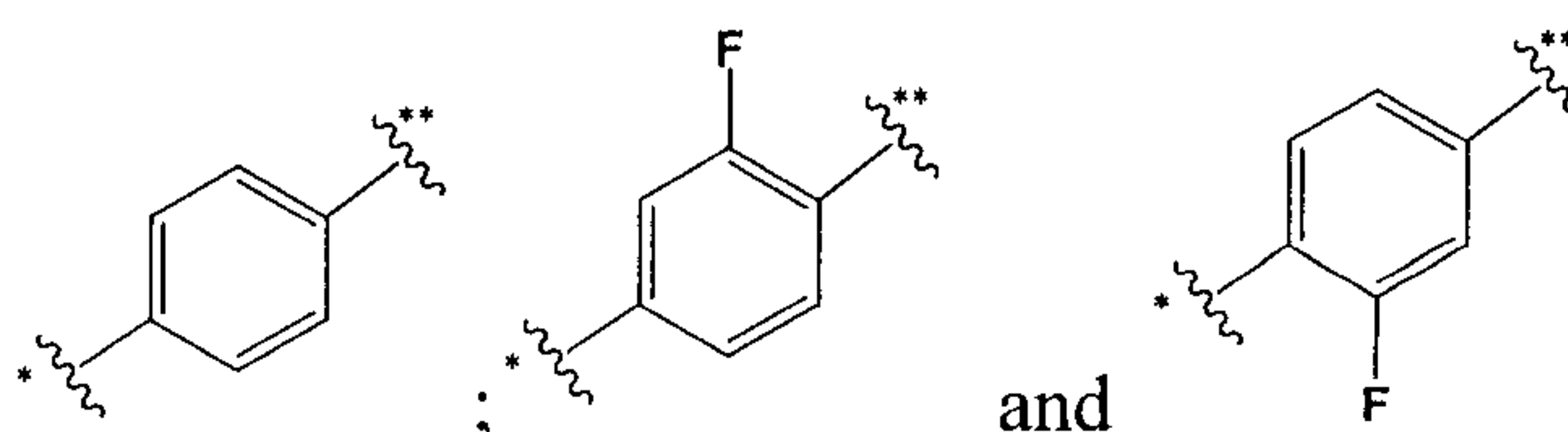
20 30. The compound according to any one of claims 1-29, or a pharmaceutically acceptable salt or solvate thereof, wherein B is a member selected from

72859-337



31. The compound according to any one of claims 1-30, or a pharmaceutically acceptable salt or solvate thereof, wherein B is a member selected from

5



10

32. The compound according to any one of claims 1-31, or a pharmaceutically acceptable salt or solvate thereof, wherein Z is a member selected from thiazolyl, thiadiazolyl, isoxazolyl, tetrazolyl, triazolyl and pyrazolyl, wherein each group is optionally substituted at any suitable point with one or more substituents selected from the group consisting of

15

33. The compound according to any one of claims 1-32, or a pharmaceutically acceptable salt or solvate thereof, wherein Z is a member selected from thiazolyl, thiadiazolyl, isoxazolyl, tetrazolyl, triazolyl and pyrazolyl, wherein each group is optionally substituted at any suitable point with one or more substituents selected from the group consisting of

34. The compound according to claim 32, or a pharmaceutically acceptable salt or solvate thereof, wherein Z is a member selected from thiazol-2-yl, thiazol-4-yl, thiazol-5-yl, thiadiazol-2-yl, thiadiazol-5-yl, pyrazol-3-yl, pyrazol-4-yl, pyrazol-5-yl, isoxazol-5-yl, isoxazol-4-yl, isoxazol-3-yl, tetrazol-5-yl, triazol-3-yl and triazol-4-yl, wherein each group is

72859-337

optionally substituted at any suitable point with one or more substituents selected from the group consisting of halogen, (C₁-C₄)alkyl, halo(C₁-C₄)alkyl and (C₁-C₄)alkoxycarbonyl.

35. The compound according to claim 33, or a pharmaceutically acceptable salt or solvate thereof, wherein Z is a member selected from 1,3 thiazolyl, 1,2,4 thiadiazolyl, 1,3,4
5 thiadiazolyl, isoxazolyl, 2H-tetrazolyl, 2H-1,2,3 triazolyl, 2H-1,2,4 triazolyl and 1H-pyrazolyl wherein each group is optionally substituted at any suitable point with one or more substituents selected from the group consisting of halogen, (C₁-C₄)alkyl, halo(C₁-C₄)alkyl and (C₁-C₄)alkoxycarbonyl.

36. The compound according to claim 32, or a pharmaceutically acceptable salt or
10 solvate thereof, wherein Z is a member selected from 1,3 thiazol-2-yl, 1,3 thiazol-4-yl, 1,3 thiazol-5-yl, 1,3,4 thiadiazol-2-yl, 1,2,4 thiadiazol-5-yl, 1H-pyrazol-3-yl, 1H-pyrazol-4-yl, 1H-pyrazol-5-yl, isoxazol-5-yl, isoxazol-4-yl, isoxazol-3-yl, 2H-tetrazol-5-yl, 1H-1,2,4 triazol-3-yl and 2H-1,2,3 triazol-4-yl wherein each group is optionally substituted at any suitable point with one or more substituents selected from the group consisting of halogen,
15 (C₁-C₄)alkyl, halo(C₁-C₄)alkyl and (C₁-C₄)alkoxycarbonyl.

37. The compound according to claim 36, or a pharmaceutically acceptable salt or solvate thereof, wherein Z is a member selected from 1,3 thiazol-2-yl, (5-chloro)1,3 thiazol-2-yl, (4-methyl)1,3 thiazol-2-yl, (5-methyl)1,3 thiazol-2-yl, 4(methoxycarbonyl)(1,3 thiazol-2-yl), 4-trifluoromethyl 1,3 thiazol-2-yl, 1,3 thiazol-4-yl, 2-methyl 1,3 thiazol-4-yl, 1,3 thiazol-
20 5-yl, 2-methyl 1,3 thiazol-5-yl, 4-trifluoromethyl 1,3,4 thiadiazol-2-yl, 5-methyl 1,3,4 thiadiazol-2-yl, 1,3,4 thiadiazol-2-yl, 3-methyl 1,2,4 thiadiazol-5-yl, 3-ethyl 1,2,4 thiadiazol-5-yl, 1,2,4 thiadiazol-5-yl, 1-methyl 1H-pyrazol-3-yl, 1-methyl 1H-pyrazol-4-yl, 1,3,5 trimethyl 1H-pyrazol-4-yl, 1H-pyrazol-5-yl, 3-methyl isoxazol-5-yl, 3,4-dimethyl isoxazol-5-yl, isoxazol-4-yl, 3,5-dimethylisoxazol-4-yl, isoxazol-3-yl, 5-methyl
25 isoxazol-3-yl, 2-methyl 2H-tetrazol-5-yl, 1-methyl 1H-1,2,4 triazol-3-yl, 1H-1,2,4 triazol-3-yl and 2-ethyl 2H-1,2,3 triazol-4-yl.

38. The compound according to claim 37, or a pharmaceutically acceptable salt or solvate thereof, wherein Z is a member selected from 1,3 thiazol-2-yl, 5-chloro(1,3 thiazol-2-yl), 4-methyl(1,3 thiazol-2-yl), 5-methyl(1,3 thiazol-2-yl), 4(methoxycarbonyl)(1,3

72859-337

thiazol-2-yl), 4-trifluoromethyl 1,3 thiazol-2-yl, 1,3 thiazol-4-yl, 2-methyl 1,3 thiazol-4-yl, 3-methyl 1,2,4 thiadiazol-5-yl, 3-ethyl 1,2,4 thiadiazol-5-yl, and 1,2,4 thiadiazol-5-yl.

39. The compound according to claim 38, or a pharmaceutically acceptable salt or solvate thereof, wherein Z is a member selected from 1,3 thiazol-2-yl, 1,3 thiazol-4-yl,
5 5-halo(1,3 thiazol-2-yl), 5-(C₁-C₄)alkyl(1,3 thiazol-2-yl) and 1,2,4 thiadiazol-5-yl.

40. The compound according to claim 38, or a pharmaceutically acceptable salt or solvate thereof, wherein Z is a member selected from 1,3 thiazol-2-yl, 1,3 thiazol-4-yl, 5-chloro(1,3 thiazol-2-yl), 5-methyl(1,3 thiazol-2-yl) and 1,2,4 thiadiazol-5-yl.

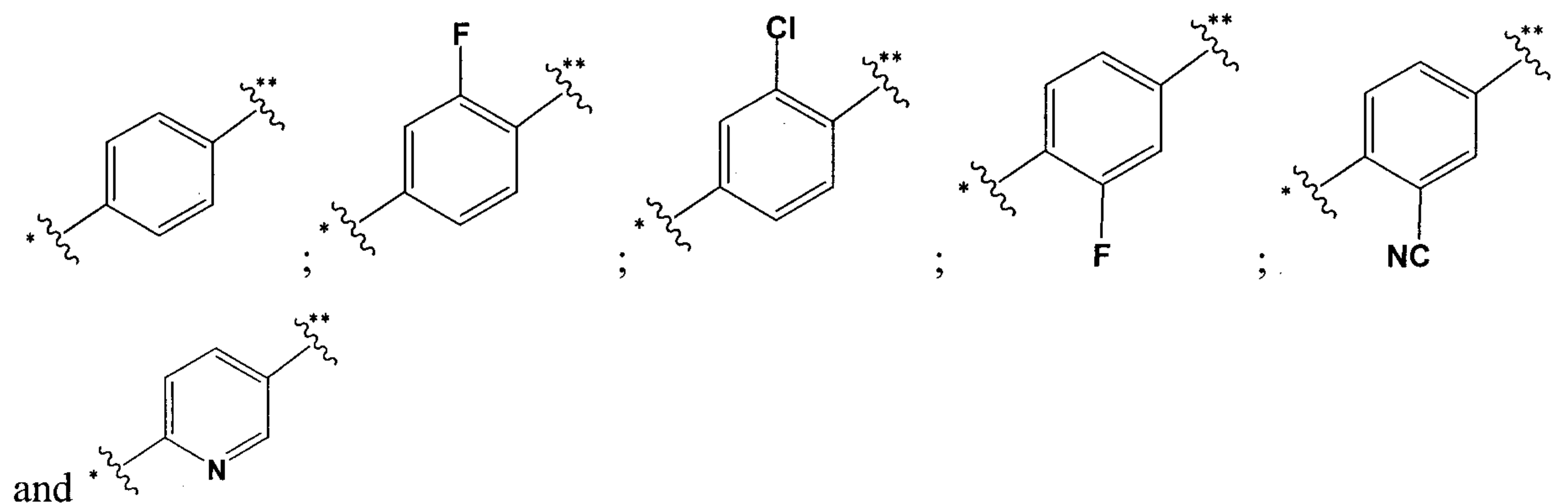
41. The compound according to claim 1, or a pharmaceutically acceptable salt or
10 solvate thereof, wherein

R⁵ is H;

R⁶ is a member selected from 3-chlorobenzyl, 3-fluorobenzyl, 3-trifluoromethylbenzyl, 3-trifluoromethoxybenzyl, 4-chlorobenzyl, 4-fluorobenzyl, 4-trifluoromethylbenzyl, 4-trifluoromethoxybenzyl, 3-chloro-4-trifluoromethoxybenzyl,
15 3-chloro-4-trifluoromethylbenzyl, 3-fluoro-4-trifluoromethoxybenzyl, 3-fluoro-4-trifluoromethylbenzyl, 3,4 dichlorobenzyl, 2,5 dichlorobenzyl, 3-chloro-4-fluorobenzyl, 3-trifluoromethoxy-4-fluorobenzyl, 3-fluoro-4-chlorobenzyl, 2-fluoro-4-trifluoromethylbenzyl, 3-cyclopropyl-4-fluorobenzyl, 2-methoxy-4-trifluoromethoxybenzyl, 3,4-difluorobenzyl, 3-fluoro-4-chlorobenzyl, 2-methyl-3-chlorobenzyl, 2-fluoro-3-
20 trifluoromethylbenzyl and 3-trifluoromethyl-4-fluorobenzyl;

B is a member selected from

72859-337



represents a bond covalently attached to said carbon of said carbonyl;

represents a bond covalently attached to said sulfur of said

5 sulfonamide.

42. The compound according to claim 1, or a pharmaceutically acceptable salt or solvate thereof, wherein

R^5 is H;

R^6 is a member selected from 3-chlorobenzyl, 3-fluorobenzyl,

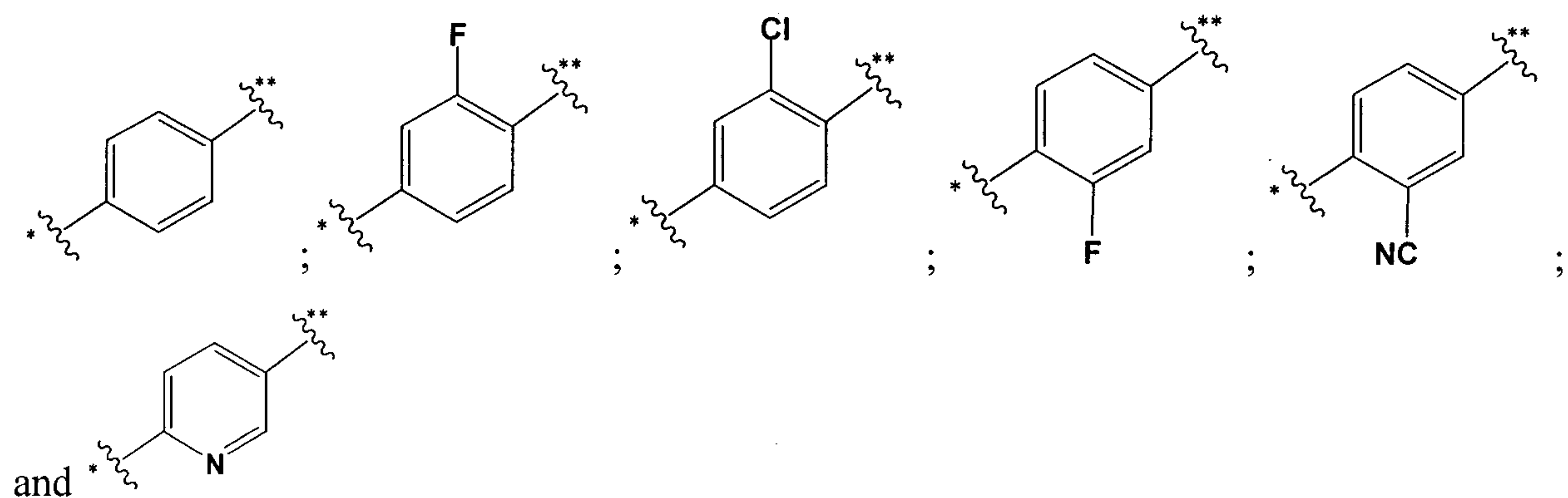
10 3-trifluoromethylbenzyl, 3-trifluoromethoxybenzyl, 4-chlorobenzyl, 4-fluorobenzyl, 4-trifluoromethylbenzyl, 4-trifluoromethoxybenzyl, 3-chloro-4-trifluoromethoxybenzyl, 3-chloro-4-trifluoromethylbenzyl, 3-fluoro-4-trifluoromethoxybenzyl, 3-fluoro-4-trifluoromethylbenzyl, 3,4 dichlorobenzyl, 2,5 dichlorobenzyl, 3-chloro-4-fluorobenzyl, 3-trifluoromethoxy-4-fluorobenzyl, 3-fluoro-4-chlorobenzyl, 2-fluoro-4-

15 trifluoromethylbenzyl, 3-cyclopropyl-4-fluorobenzyl, 2-methoxy-4-trifluoromethoxybenzyl, 3,4-difluorobenzyl, 3-fluoro-4-chlorobenzyl, 2-methyl-3-chlorobenzyl, 2-fluoro-3-trifluoromethylbenzyl and 3-trifluoromethyl-4-fluorobenzyl;

Z is a member selected from 1,3 thiazol-2-yl, 1,3 thiazol-4-yl, 5-halo(1,3 thiazol-2-yl), 5-(C_1 - C_4)alkyl(1,3 thiazol-2-yl) and 1,2,4 thiadiazol-5-yl.

20 43. The compound according to claim 1, or a pharmaceutically acceptable salt or solvate thereof, wherein B is a member selected from

72859-337



represents a bond covalently attached to said carbon of said carbonyl;

represents a bond covalently attached to said sulfur of said

5 sulfonamide;

Z is a member selected from 1,3 thiazol-2-yl, 1,3 thiazol-4-yl, 5-halo(1,3 thiazol-2-yl), 5-(C₁-C₄)alkyl(1,3 thiazol-2-yl) and 1,2,4 thiadiazol-5-yl.

44. The compound according to claim 1, or a pharmaceutically acceptable salt or solvate thereof, wherein

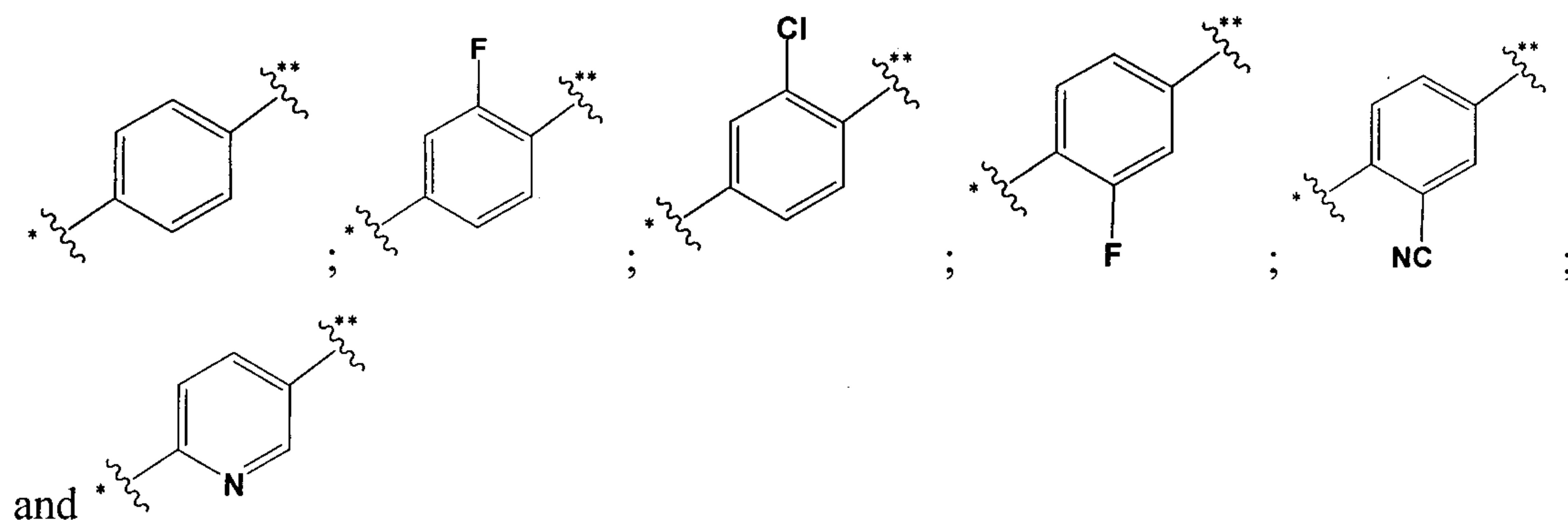
10 R⁵ is H;

R⁶ is a member selected from 3-chlorobenzyl, 3-fluorobenzyl, 3-trifluoromethylbenzyl, 3-trifluoromethoxybenzyl, 4-chlorobenzyl, 4-fluorobenzyl, 4-trifluoromethylbenzyl, 4-trifluoromethoxybenzyl, 3-chloro-4-trifluoromethoxybenzyl, 3-chloro-4-trifluoromethylbenzyl, 3-fluoro-4-trifluoromethoxybenzyl, 3-fluoro-4-trifluoromethylbenzyl, 3,4 dichlorobenzyl, 2,5 dichlorobenzyl, 3-chloro-4-fluorobenzyl, 3-trifluoromethoxy-4-fluorobenzyl, 3-fluoro-4-chlorobenzyl, 2-fluoro-4-trifluoromethylbenzyl, 3-cyclopropyl-4-fluorobenzyl, 2-methoxy-4-trifluoromethoxybenzyl, 3,4-difluorobenzyl, 3-fluoro-4-chlorobenzyl, 2-methyl-3-chlorobenzyl, 2-fluoro-3-trifluoromethylbenzyl and 3-trifluoromethyl-4-fluorobenzyl;

15

20 B is a member selected from

72859-337



represents a bond covalently attached to said carbon of said carbonyl;

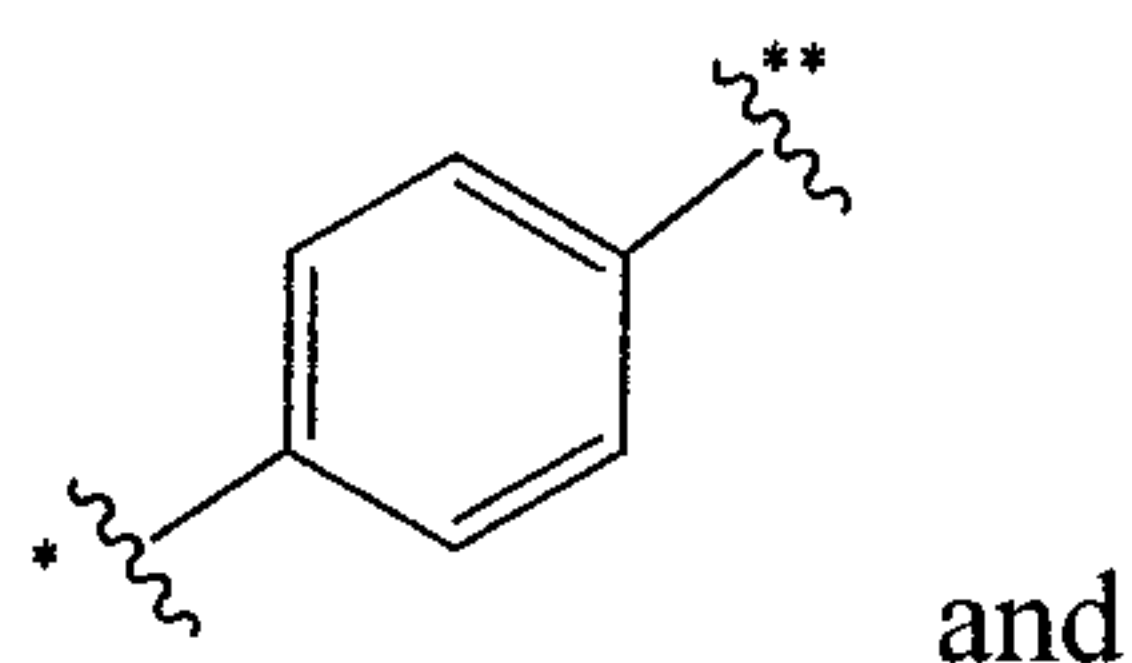
represents a bond covalently attached to said sulfur of said

5 sulfonamide;

Z is a member selected from 1,3 thiazol-2-yl, 1,3 thiazol-4-yl, 5-halo(1,3 thiazol-2-yl), 5-(C₁-C₄)alkyl(1,3 thiazol-2-yl) and 1,2,4 thiadiazol-5-yl.

45. The compound according to claim 44, or a pharmaceutically acceptable salt or solvate thereof, wherein B is

10



Z is a member selected from 1,3 thiazol-2-yl, 5-chloro(1,3 thiazol-2-yl) and 1,2,4 thiadiazol-5-yl.

46. The compound according to claim 45, or a pharmaceutically acceptable salt or solvate thereof, wherein

15

R⁶ is a member selected from 3-chloro-4-trifluoromethoxybenzyl, 3-chloro-4-trifluoromethylbenzyl, 3-fluoro-4-trifluoromethoxybenzyl, 3,4 dichlorobenzyl, 3-fluoro-4-trifluoromethylbenzyl, 3-trifluoromethoxy-4-fluorobenzyl, 4-trifluoromethoxybenzyl, 4-trifluoromethylbenzyl, 3-fluoro-4-chlorobenzyl, 3-chloro-4-fluorobenzyl,

72859-337

3-trifluoromethoxy-4-fluorobenzyl, 3-cyclopropyl-4-fluorobenzyl, 2-methoxy-4-trifluoromethoxybenzyl, 3,4-difluorobenzyl, 2-methyl-3-chlorobenzyl, 3-trifluoromethoxybenzyl, 2-fluoro-4-trifluoromethylbenzyl and 2-fluoro-3-trifluoromethylbenzyl.

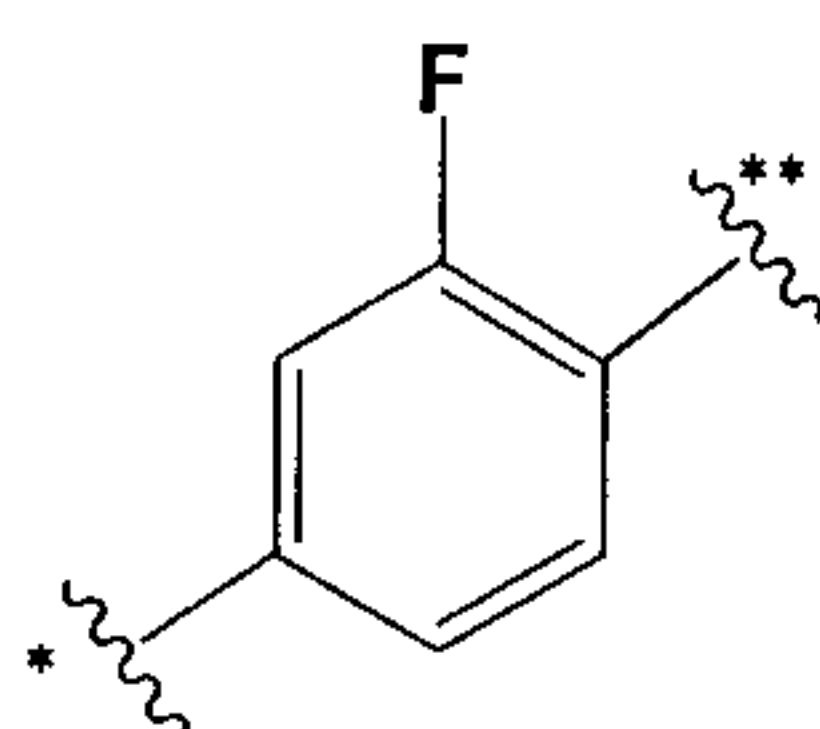
5 47. The compound according to claim 45, or a pharmaceutically acceptable salt or solvate thereof, wherein

when Z is 1,3 thiazol-2-yl, R⁶ is a member selected from 3-chloro-4-trifluoromethylbenzyl, 3-fluoro-4-trifluoromethoxybenzyl, 3-fluoro-4-trifluoromethylbenzyl, 3-trifluoromethoxy-4-fluorobenzyl, 3-cyclopropyl-4-fluorobenzyl, 3-trifluoromethyl-4-fluorobenzyl, 2-methoxy-4-trifluoromethoxybenzyl, 2-methyl-3-chlorobenzyl, 3-trifluoromethoxybenzyl, 3-fluoro-4-trifluoromethylbenzyl, 2-fluoro-3-trifluoromethylbenzyl and 3-trifluoromethylbenzyl;

when Z is 5-chloro(1,3 thiazol-2-yl), R⁶ is a member selected from 3,4 dichlorobenzyl, 3-fluoro-4-trifluoromethoxybenzyl, 3-chloro-4-fluorobenzyl, 3-fluoro-4-trifluoromethylbenzyl, 3-trifluoromethoxy-4-fluorobenzyl, 4-trifluoromethoxybenzyl, 4-trifluoromethylbenzyl, 3-fluoro-4-chlorobenzyl, 3-trifluoromethyl-4-fluorobenzyl, 2-fluoro-3-trifluoromethylbenzyl, 3,4-difluorobenzyl, 3-trifluoromethoxybenzyl and 3-trifluoromethylbenzyl and

when Z is 1,2,4 thiadiazol-5-yl, R⁶ is a member selected from 3-chloro-4-trifluoromethoxybenzyl, 3-chloro-4-trifluoromethylbenzyl, 3-fluoro-4-trifluoromethoxybenzyl, 3-fluoro-4-trifluoromethylbenzyl and 4-trifluoromethylbenzyl.

48. The compound according to claim 44, or a pharmaceutically acceptable salt or solvate thereof, wherein B is



and

72859-337

Z is a member selected from 1,3 thiazol-2-yl, 5-chloro(1,3 thiazol-2-yl) and 1,2,4 thiadiazol-5-yl.

49. The compound according to claim 48, or a pharmaceutically acceptable salt or solvate thereof, wherein

5 R⁶ is a member selected from 3-chloro-4-trifluoromethoxybenzyl, 3-chloro-4-trifluoromethylbenzyl, 3-fluoro-4-trifluoromethylbenzyl, 3-fluoro-4-trifluoromethoxybenzyl, 3,4 dichlorobenzyl, 4-trifluoromethoxybenzyl, 4-trifluoromethylbenzyl, 3-chloro-4-fluorobenzyl, 3-fluoro-4-chlorobenzyl, 3-trifluoromethoxy-4-fluorobenzyl, 3,4-difluorobenzyl, 3-trifluoromethyl-4-fluorobenzyl, 3-trifluoromethoxybenzyl and
10 3-trifluoromethylbenzyl.

50. The compound according to claim 48, or a pharmaceutically acceptable salt or solvate thereof, wherein

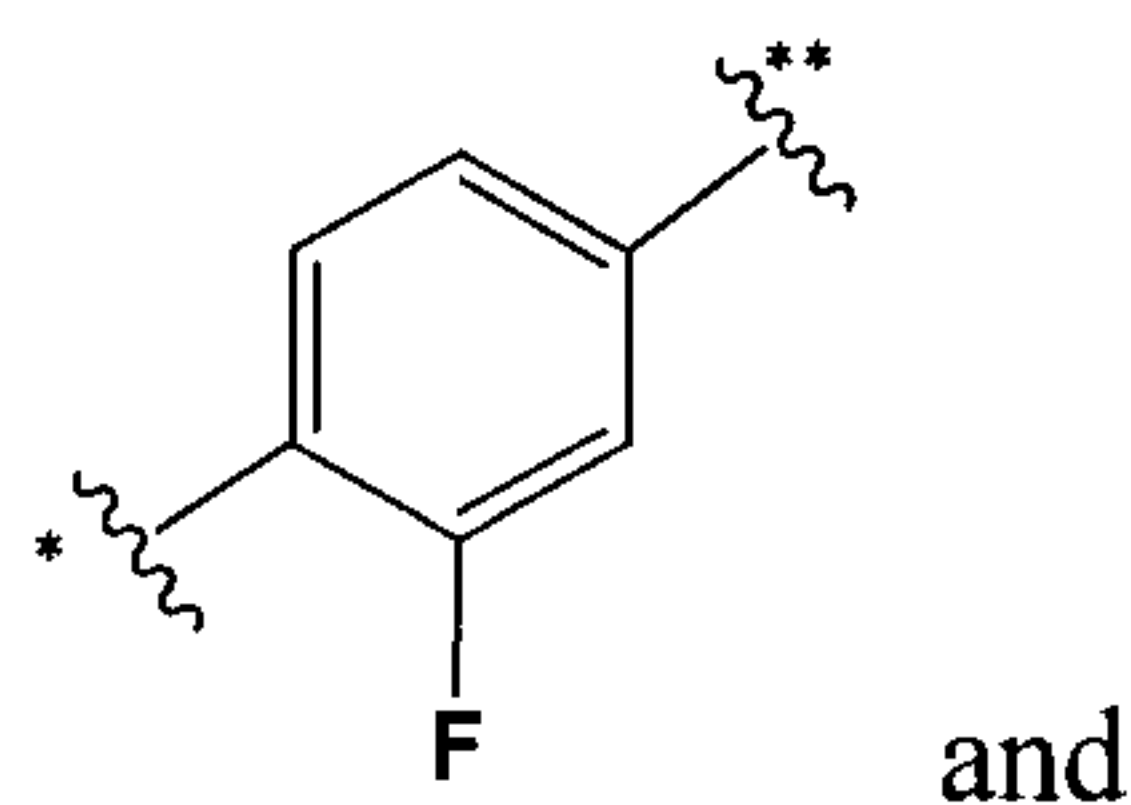
when Z is 1,3 thiazol-2-yl, R⁶ is a member selected from 3-chloro-4-trifluoromethylbenzyl, 3,4 dichlorobenzyl, 3-fluoro-4-trifluoromethoxybenzyl, 3-fluoro-4-trifluoromethylbenzyl, 3-chloro-4-fluorobenzyl, 3-trifluoromethoxy-4-fluorobenzyl, 3,4-difluorobenzyl, 4-trifluoromethoxybenzyl, 3-trifluoromethoxybenzyl, 3-fluoro-4-chlorobenzyl and 3-trifluoromethylbenzyl,

when Z is 5-chloro(1,3 thiazol-2-yl), R⁶ is a member selected from 3-fluoro-4-trifluoromethylbenzyl, 3,4 dichlorobenzyl, 4-trifluoromethoxybenzyl, 3-fluoro-4-trifluoromethoxybenzyl, 4-trifluoromethylbenzyl, 3-fluoro-4-chlorobenzyl, 3,4-difluorobenzyl, 3-trifluoromethyl-4-fluorobenzyl and 3-fluoro-4-trifluoromethoxybenzyl and

when Z is 1,2,4 thiadiazol-5-yl, R⁶ is a member selected from 3-chloro-4-trifluoromethoxybenzyl, 3-chloro-4-trifluoromethylbenzyl, 3-fluoro-4-trifluoromethylbenzyl and 3-fluoro-4-trifluoromethoxybenzyl.

25 51. The compound according to claim 44, or a pharmaceutically acceptable salt or solvate thereof, wherein B is

72859-337



Z is a member selected from 1,3 thiazol-2-yl, 5-chloro(1,3 thiazol-2-yl) and 1,2,4 thiadiazol-5-yl.

52. The compound according to claim 51, or a pharmaceutically acceptable salt or
5 solvate thereof, wherein

R⁶ is a member selected from 3,4 dichlorobenzyl, 3-fluoro-4-trifluoromethoxybenzyl, 3-chloro-4-fluorobenzyl, 4-trifluoromethoxybenzyl, 3-fluoro-4-chlorobenzyl, 4-trifluoromethylbenzyl, 3-trifluoromethoxybenzyl, 3-trifluoromethylbenzyl, 3-fluoro-4-trifluoromethylbenzyl, 3-trifluoromethyl-4-fluorobenzyl, 3,4-difluorobenzyl and
10 3-trifluoromethoxy-4-fluorobenzyl.

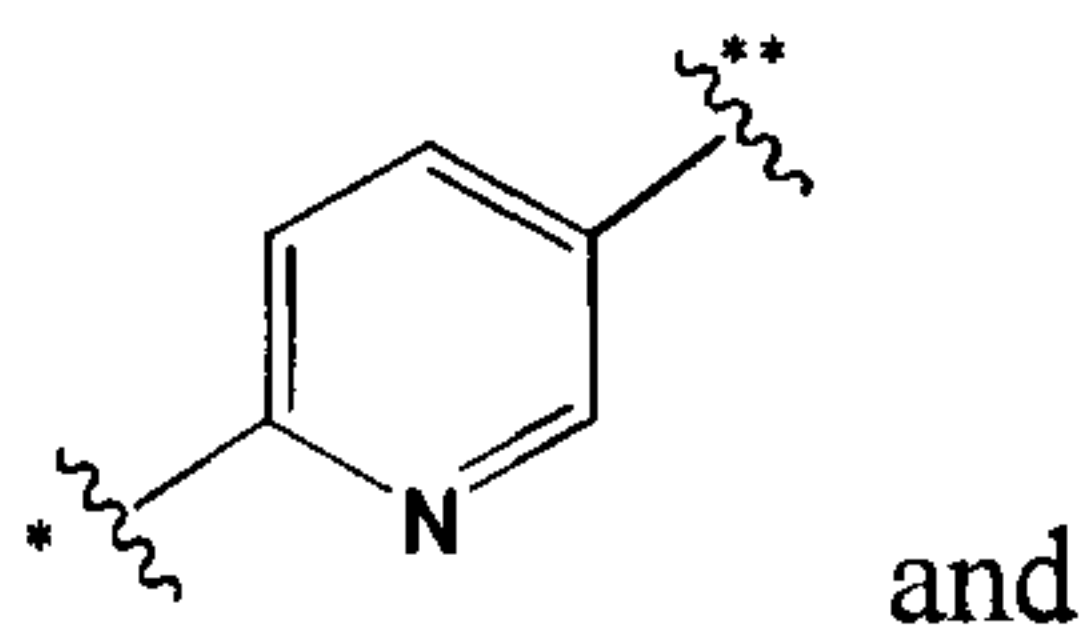
53. The compound according to claim 51, or a pharmaceutically acceptable salt or solvate thereof, wherein

when Z is 1,3 thiazol-2-yl, R⁶ is a member selected from 3,4 dichlorobenzyl, 3-fluoro-4-trifluoromethoxybenzyl, 4-trifluoromethoxybenzyl, 3-fluoro-4-trifluoromethylbenzyl, 3-trifluoromethyl-4-fluorobenzyl, 3-trifluoromethylbenzyl, 3-fluoro-4-chlorobenzyl, 3,4-difluorobenzyl, 3-chloro-4-fluorobenzyl and 4-trifluoromethylbenzyl;
15

when Z is 5-chloro(1,3 thiazol-2-yl), R⁶ is a member selected from 3,4 dichlorobenzyl, 3-chloro-4-fluorobenzyl, 3-fluoro-4-chlorobenzyl, 4-trifluoromethoxybenzyl, 3-fluoro-4-trifluoromethoxybenzyl, 4-trifluoromethylbenzyl, 3-trifluoromethoxybenzyl, 3-trifluoromethylbenzyl, 3-fluoro-4-trifluoromethylbenzyl, 3-trifluoromethyl-4-fluorobenzyl, 3,4-difluorobenzyl and 3-trifluoromethoxy-4-fluorobenzyl.
20

54. The compound according to claim 44, or a pharmaceutically acceptable salt or solvate thereof, wherein B is

72859-337



Z is a member selected from 1,3 thiazol-2-yl, 5-chloro(1,3 thiazol-2-yl) and 1,2,4 thiadiazol-5-yl.

55. The compound according to claim 54, or a pharmaceutically acceptable salt or
5 solvate thereof, wherein

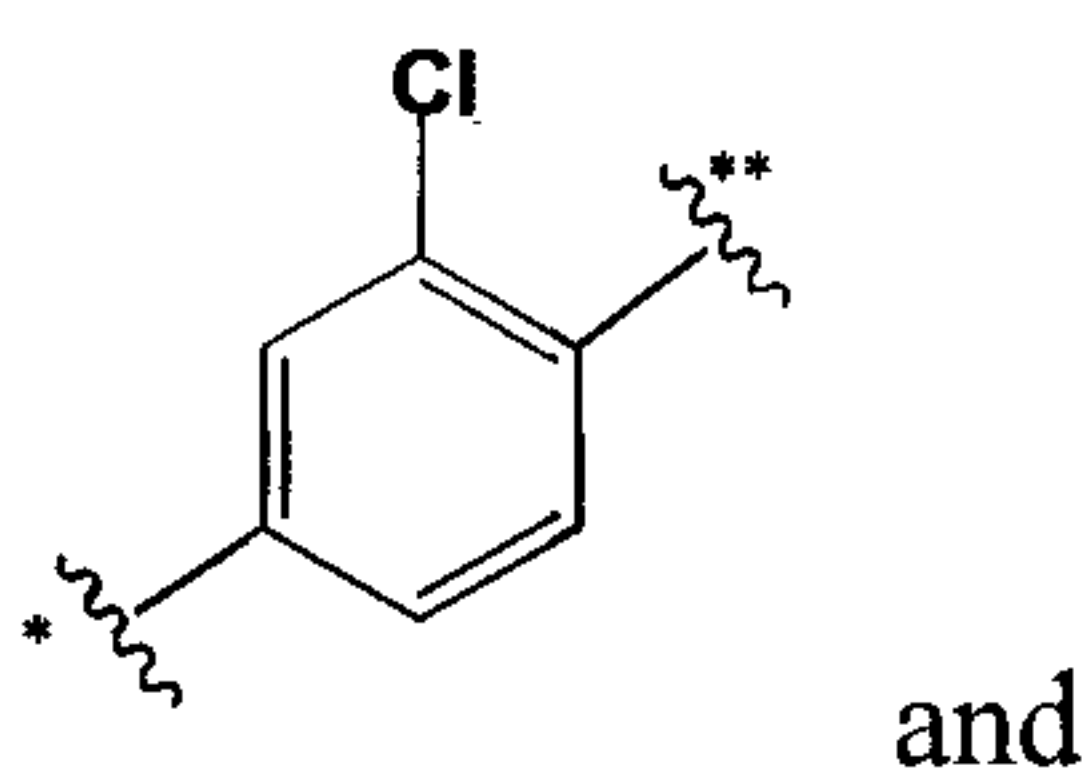
R^6 is a member selected from 3-chloro-4-trifluoromethylbenzyl, 3-fluoro-4-trifluoromethylbenzyl, 3-fluoro-4-trifluoromethoxybenzyl and 4-trifluoromethylbenzyl.

56. The compound according to claim 54, or a pharmaceutically acceptable salt or solvate thereof, wherein

10 when Z is 1,3 thiazol-2-yl, R^6 is a member selected from 3-chloro-4-trifluoromethylbenzyl, 3-fluoro-4-trifluoromethylbenzyl and 3-fluoro-4-trifluoromethoxybenzyl; and

when Z is 5-chloro(1,3 thiazol-2-yl), R^6 is a member selected from 3-chloro-4-trifluoromethylbenzyl and 3-fluoro-4-trifluoromethylbenzyl.

15 57. The compound according to claim 44, or a pharmaceutically acceptable salt or solvate thereof, wherein B is



Z is a member selected from 1,3 thiazol-2-yl, 5-chloro(1,3 thiazol-2-yl) and 1,2,4 thiadiazol-5-yl.

72859-337

58. The compound according to claim 57, or a pharmaceutically acceptable salt or solvate thereof, wherein

R^6 is a member selected from 3-fluoro-4-trifluoromethoxybenzyl, 4-trifluoromethylbenzyl, 3-chloro-4-trifluoromethylbenzyl and 3,4 dichlorobenzyl.

5 59. The compound according to claim 57, or a pharmaceutically acceptable salt or solvate thereof, wherein

when Z is 1,3 thiazol-2-yl, R^6 is a member selected from 3-fluoro-4-trifluoromethoxybenzyl and 4-trifluoromethylbenzyl and

when Z is 5-chloro(1,3 thiazol-2-yl), R^6 is 3,4 dichlorobenzyl.

10 60. The compound according to claim 57, or a pharmaceutically acceptable salt or solvate thereof, wherein

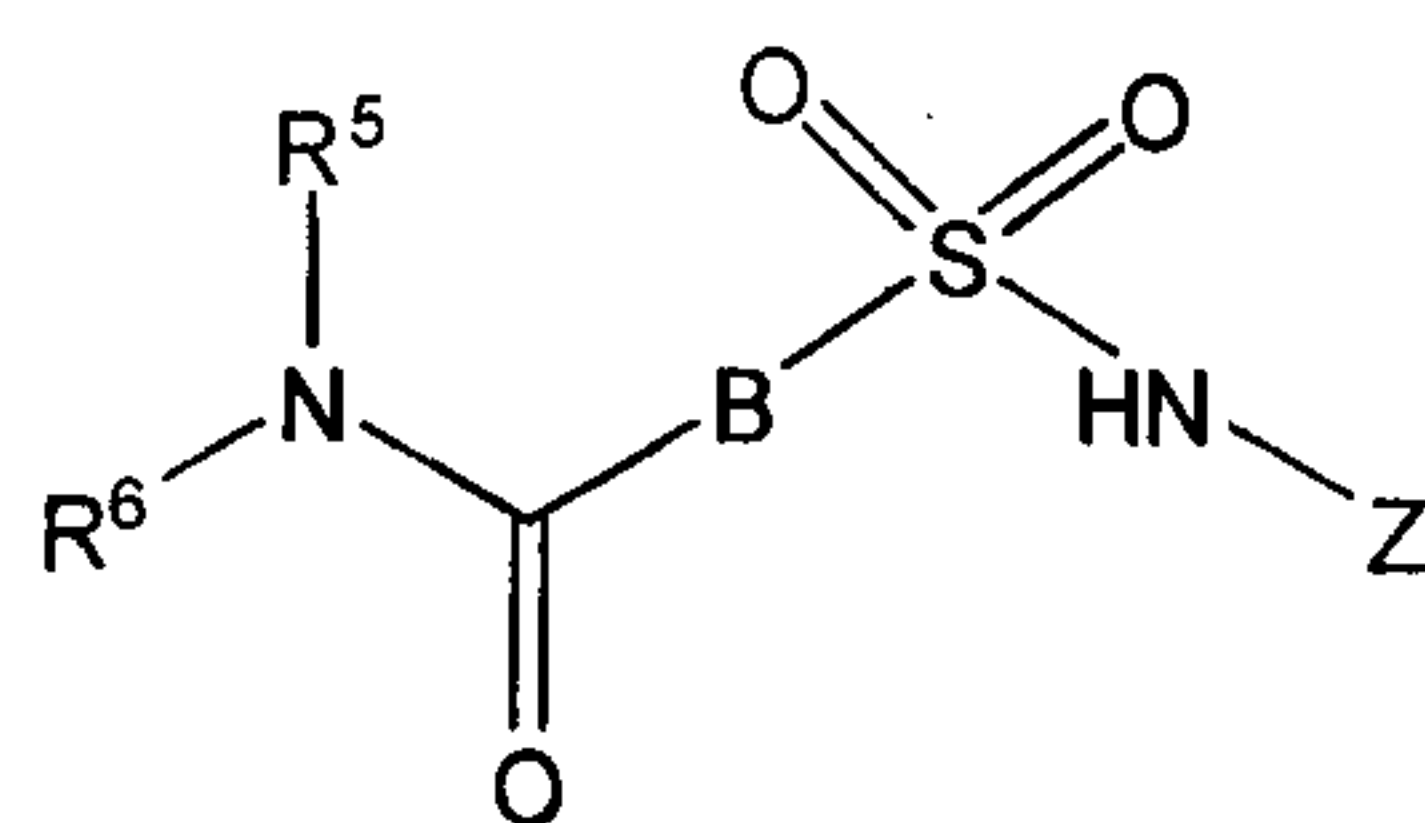
R^6 is a member selected from 3-fluoro-4-trifluoromethoxybenzyl, 3-chloro-4-trifluoromethylbenzyl and 3-fluoro-4-trifluoromethylbenzyl.

15 61. The compound according to claim 57, or a pharmaceutically acceptable salt or solvate thereof, wherein

when Z is 5-chloro(1,3 thiazol-2-yl), R^6 is 3-fluoro-4-trifluoromethoxybenzyl; and

20 when Z is 1,2,4 thiadiazol-5-yl, R^6 is a member selected from 3-chloro-4-trifluoromethoxybenzyl, 3-chloro-4-trifluoromethylbenzyl and 3-fluoro-4-trifluoromethylbenzyl.

62. A compound of the formula (I):



(I)

72859-337

or a pharmaceutically acceptable salt or solvate thereof, wherein:

R⁵ and R⁶, taken together with the nitrogen to which they are attached, are joined to form a fused ring system comprising more than one ring, which is a member selected from tetrahydroindenooxazinyl, dihydroisoquinolinyl, dihydroisoindolyl and
5 octahydromethanoindolyl

wherein said fused ring system is optionally substituted with one or more substituents selected from the group consisting of oxo, halogen, (C₁-C₄)alkyl and aryl;

B is a member selected from the group consisting of aryl and 6-membered heteroaryl, each optionally substituted with one or more substituents selected from the group
10 consisting of halogen, cyano, (C₁-C₄)alkyl, halo(C₁-C₄)alkyl, (C₁-C₄)alkoxy and halo(C₁-C₄)alkoxy;

Z is a 5-membered heteroaryl, optionally substituted with one or more substituents selected from the group consisting of halogen, cyano, (C₁-C₄)alkyl, halo(C₁-C₄)alkyl, (C₁-C₄)alkoxycarbonyl, (C₁-C₄)alkoxy, halo(C₁-C₄)alkoxy,
15 (C₃-C₈)cycloalkyl, amino, (C₁-C₄)alkylamino and di(C₁-C₄)alkylamino, and

wherein:

“alkyl”, by itself or as part of another substituent, means, unless otherwise stated, a straight- or branched-chain hydrocarbon radical, which may be fully saturated, mono- or polyunsaturated and can include mono-, di- and multivalent radicals, having the
20 number of carbon atoms designated;

“alkylene”, by itself or as part of another substituent means a divalent radical derived from an alkane;

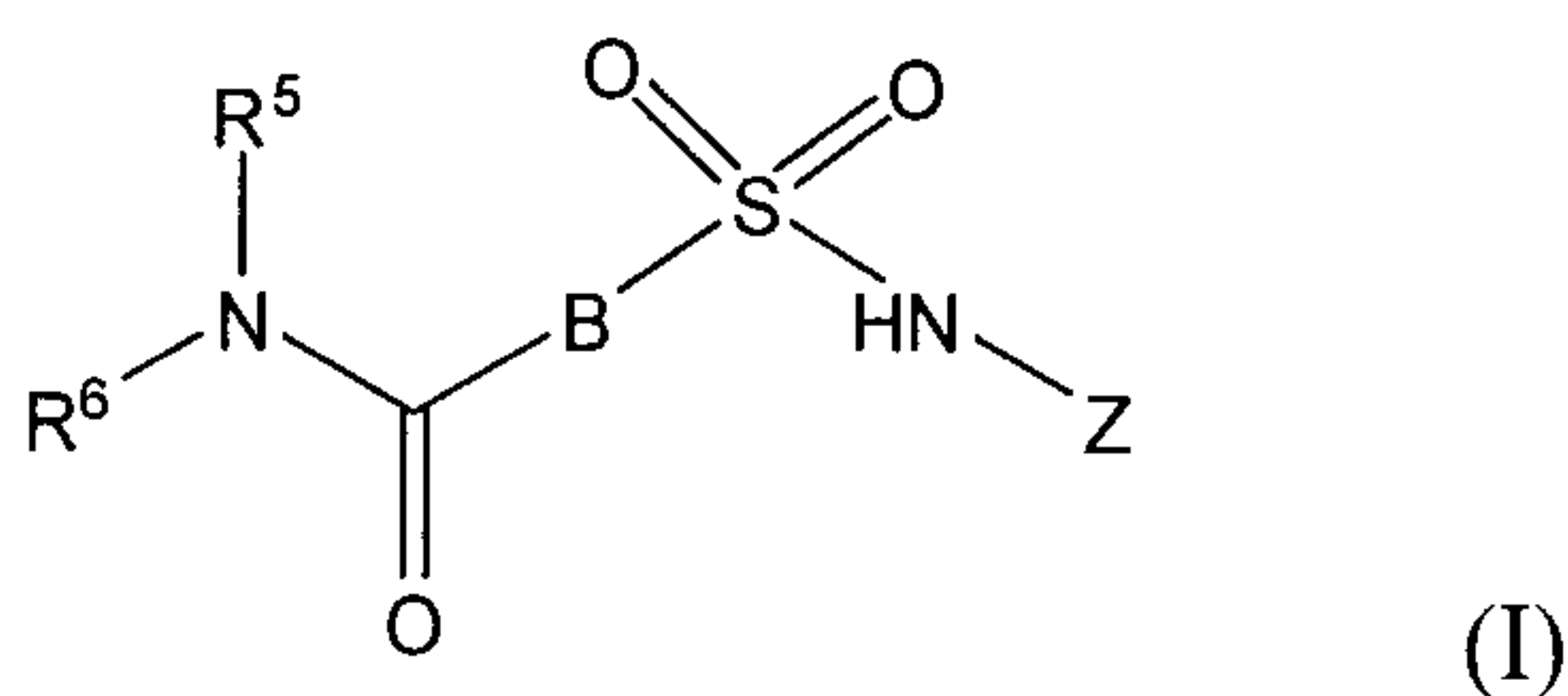
“aryl” means, unless otherwise stated, a polyunsaturated, aromatic, hydrocarbon substituent that can be a single ring or multiple rings, which are fused together or
25 linked covalently; and

72859-337

“heteroaryl” refers to a polyunsaturated, aromatic, substituent that contains from one to four heteroatoms selected from N, O, and S, wherein the nitrogen and sulfur atoms are optionally oxidized, and the nitrogen atom(s) are optionally quaternized that can be a single ring or multiple rings.

- 5 63. The compound according to claim 62, or a pharmaceutically acceptable salt or solvate thereof, wherein R⁵ and R⁶, taken together with the nitrogen to which they are attached, are members selected from (4aR,9aS)-2,3,9,9a-tetrahydroindeno[2,1-b][1,4]oxazin-4(4aH)-yl, (4aS,9aR)-2,3,9,9a-tetrahydroindeno[2,1-b][1,4]oxazin-4(4aH)-yl, 3,4-dihydroisoquinolin-2(1H)-yl, 3,4-dihydroisoquinolin-2(1H)-yl, 5-chloro-1,3-dihydro-2H-isoindol-2-yl, 4-chloro-1,3-dihydro-2H-isoindol-2-yl and (3S,3aR,6R,7aS)-8-oxo-2-phenyloctahydro-1H-3,6-methanoindol-1-yl.

64. A compound of the formula (I):



or a pharmaceutically acceptable salt or solvate thereof, wherein:

- 15 R⁵ is H;

R⁶ is a member selected from naphthpyridinyl, isoquinolinyl, 2,3-dihydroindenyl, 6,7-dihydrocyclopenta[b]pyridinyl, and 2,3-dihydro-1-benzofuranylmethyl;

- 20 B is a member selected from the group consisting of aryl and 6-membered heteroaryl, each optionally substituted with one or more substituents selected from the group consisting of halogen, cyano, (C₁-C₄)alkyl, halo(C₁-C₄)alkyl, (C₁-C₄)alkoxy and halo(C₁-C₄)alkoxy;

72859-337

Z is a 5-membered heteroaryl, optionally substituted with one or more substituents selected from the group consisting of halogen, cyano, (C₁-C₄)alkyl, halo(C₁-C₄)alkyl, (C₁-C₄)alkoxycarbonyl, (C₁-C₄)alkoxy, halo(C₁-C₄)alkoxy, (C₃-C₈)cycloalkyl, amino, (C₁-C₄)alkylamino and di(C₁-C₄)alkylamino; and

5 wherein:

“alkyl”, by itself or as part of another substituent, means, unless otherwise stated, a straight- or branched-chain hydrocarbon radical, which may be fully saturated, mono- or polyunsaturated and can include mono-, di- and multivalent radicals, having the number of carbon atoms designated;

10 “alkylene”, by itself or as part of another substituent means a divalent radical derived from an alkane;

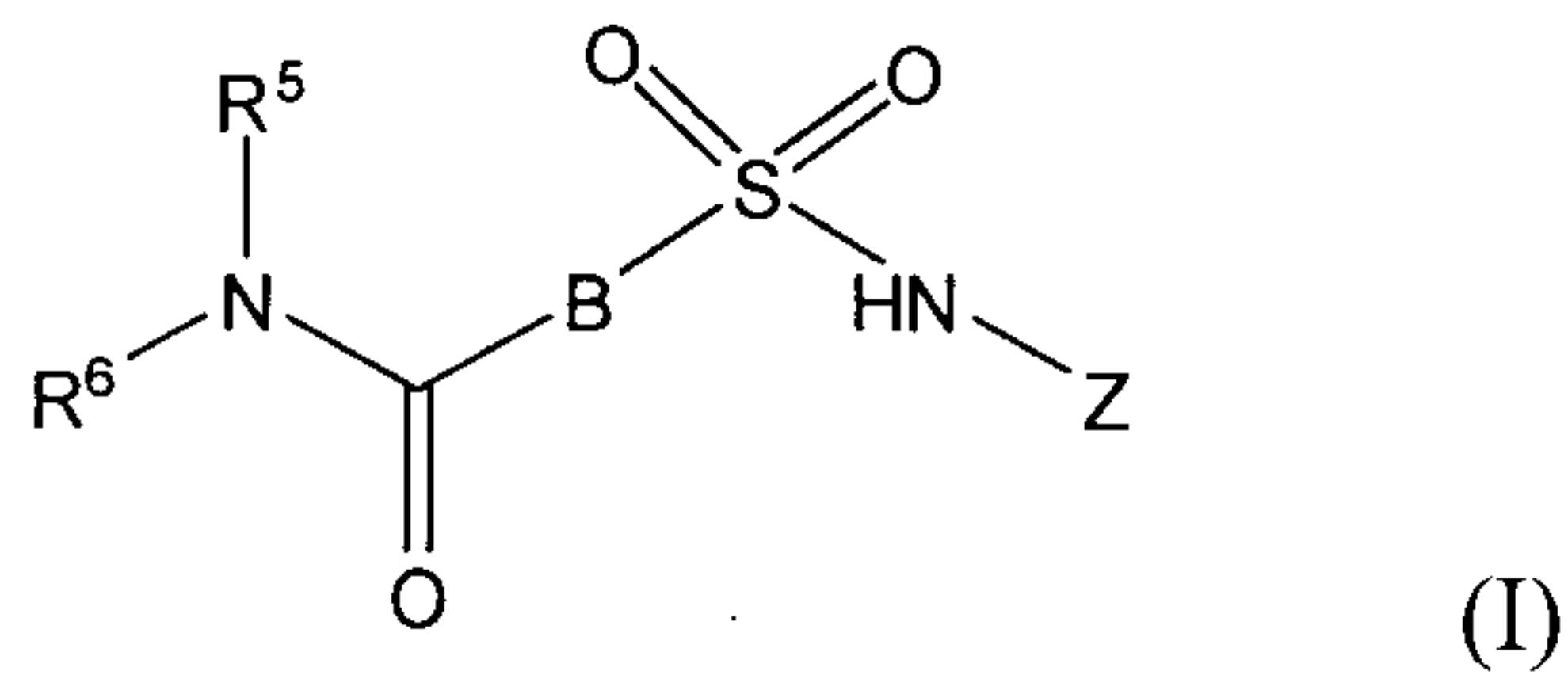
“aryl” means, unless otherwise stated, a polyunsaturated, aromatic, hydrocarbon substituent that can be a single ring or multiple rings, which are fused together or linked covalently; and

15 “heteroaryl” refers to a polyunsaturated, aromatic, substituent that contains from one to four heteroatoms selected from N, O, and S, wherein the nitrogen and sulfur atoms are optionally oxidized, and the nitrogen atom(s) are optionally quaternized that can be a single ring or multiple rings.

65. The compound according to claim 64, or a pharmaceutically acceptable salt or
20 solvate thereof, wherein R⁶ is a member selected from 1,7-naphthpyridin-8-yl, isoquinolin-1-yl, 2,3-dihydro-1H-inden-1-yl, 6,7-dihydro-5H-cyclopenta[b]pyridin-2-yl, 2,3-dihydro-1H-inden-2-yl and 2,3-dihydro-1-benzofuran-2-ylmethyl.

66. A compound of the formula (I):

72859-337



or a pharmaceutically acceptable salt or solvate thereof, wherein:

R⁵ and R⁶, taken together with the nitrogen to which they are attached, are joined to form morpholinyl, which is substituted with dihydroisoindolyl(C₁-C₄)alkyl

5 wherein said dihydroisoindolyl(C₁-C₄)alkyl is optionally substituted with one or more substituents selected from the group consisting of oxo, halogen, (C₁-C₄)alkyl and aryl;

 B is a member selected from the group consisting of aryl and 6-membered heteroaryl, each optionally substituted with one or more substituents selected from the group
10 consisting of halogen, cyano, (C₁-C₄)alkyl, halo(C₁-C₄)alkyl, (C₁-C₄)alkoxy and halo(C₁-C₄)alkoxy;

 Z is a 5-membered heteroaryl, optionally substituted with one or more substituents selected from the group consisting of halogen, cyano, (C₁-C₄)alkyl, halo(C₁-C₄)alkyl, (C₁-C₄)alkoxycarbonyl, (C₁-C₄)alkoxy, halo(C₁-C₄)alkoxy,
15 (C₃-C₈)cycloalkyl, amino, (C₁-C₄)alkylamino and di(C₁-C₄)alkylamino, and

wherein:

 “alkyl”, by itself or as part of another substituent, means, unless otherwise stated, a straight- or branched-chain hydrocarbon radical, which may be fully saturated, mono- or polyunsaturated and can include mono-, di- and multivalent radicals, having the
20 number of carbon atoms designated;

 “alkylene”, by itself or as part of another substituent means a divalent radical derived from an alkane;

72859-337

“aryl” means, unless otherwise stated, a polyunsaturated, aromatic, hydrocarbon substituent that can be a single ring or multiple rings, which are fused together or linked covalently; and

“heteroaryl” refers to a polyunsaturated, aromatic, substituent that contains
 5 from one to four heteroatoms selected from N, O, and S, wherein the nitrogen and sulfur atoms are optionally oxidized, and the nitrogen atom(s) are optionally quaternized that can be a single ring or multiple rings.

67. The compound according to claim 66, or a pharmaceutically acceptable salt or solvate thereof, wherein said dihydroisoindolyl(C₁-C₄)alkyl is 1-oxo-1,3-dihydro-2H-isoindol-
 10 2-ylmethyl.

68. The compound according to any one of claims 1, 62, 64, and 66, or a pharmaceutically acceptable salt or solvate thereof, wherein

said halo(C₁-C₄)alkyl is a member selected from monohalo(C₁-C₄)alkyl, dihalo(C₁-C₄)alkyl and trihalo(C₁-C₄)alkyl.

15 69. The compound according to any one of claims 1, 62, 64, and 66, or a pharmaceutically acceptable salt or solvate thereof, wherein

said halo(C₁-C₄)alkoxy is a member selected from monohalo(C₁-C₄)alkoxy, dihalo(C₁-C₄)alkoxy and trihalo(C₁-C₄)alkoxy.

70. The compound according to claim 1, or a pharmaceutically acceptable salt or
 20 solvate thereof, wherein

R⁵ and R⁶ are each members independently selected from H and a group which is a member selected from (C₁-C₁₀)alkyl, heteroalkyl, heterocycloalkyl, heterocycloalkyl(C₁-C₂)alkyl, (C₃-C₈)cycloalkyl, (C₃-C₈)cycloalkyl(C₁-C₂)alkyl, aryl(C₁-C₂)alkyl, aryloxy(C₁-C₂)alkyl, arylamino(C₁-C₂)alkyl, heteroaryl, heteroarylamino(C₁-C₂)alkyl, heteroaryloxy(C₁-
 25 C₂)alkyl and heteroaryl(C₁-C₂)alkyl,

72859-337

wherein each is optionally substituted at any suitable point with one or more substituents selected from the group consisting of oxo, halogen, cyano, hydroxy, (C₁-C₄)alkyl, halo(C₁-C₄)alkyl, (C₁-C₄)alkoxy, (C₁-C₄)alkoxy(C₁-C₄)alkoxy, hydroxy(C₁-C₄)alkyl, hydroxy(C₁-C₄)alkoxy, halo(C₁-C₄)alkoxy, (C₃-C₈)cycloalkyl(C₁-C₄)alkoxy, amino, (C₁-C₄)alkylamino, di(C₁-C₄)alkylamino, trifluoromethylthio, (C₃-C₈)cycloalkyl, pyrazolyl, pyrazolylmethyl, pyrazolylethyl, phenyl, benzyl, phenethyl, pyridyl, pyridylmethyl, phenoxy, phenoxyethyl, pyridyloxy and pyridyloxymethyl.

71. The compound according to any one of claims 1-70, or a pharmaceutically acceptable salt or solvate thereof, for use as a medicament.
- 10 72. A pharmaceutical formulation comprising a compound according to any one of claims 1-70, or a pharmaceutically acceptable salt or solvate thereof, and one or more pharmaceutically acceptable excipients.
73. Use of the compound according to any one of claims 1-70, or a pharmaceutically acceptable salt or solvate thereof, in the manufacture of a medicament for
15 the treatment of a disease or condition for which a sodium channel modulator is indicated.
74. The use of claim 73, wherein the disease or condition is pain, irritable bowel syndrome, Crohn's disease or tachyarrhythmia.
75. Use of a compound as defined in any one of claims 1-70, or a pharmaceutically acceptable salt or solvate thereof, for the treatment of pain, irritable bowel syndrome,
20 Crohn's disease or tachyarrhythmia.
76. The compound according to any one of claims 1-70, or a pharmaceutically acceptable salt or solvate thereof, for use to ameliorate or alleviate a condition in a subject, wherein said condition is pain, irritable bowel syndrome, Crohn's disease or tachyarrhythmia.