



US00D855302S

(12) **United States Design Patent**  
**Winfield**

(10) **Patent No.:** **US D855,302 S**

(45) **Date of Patent:** **\*\* Aug. 6, 2019**

(54) **SHOE UPPER**

D517,298 S \* 3/2006 James ..... D2/969  
D538,025 S \* 3/2007 Belley ..... D2/969  
D544,686 S \* 6/2007 Shin ..... D2/972

(71) Applicant: **NIKE, Inc.**, Beaverton, OR (US)

(72) Inventor: **Andrew Winfield**, Beaverton, OR (US)

(73) Assignee: **NIKE, Inc.**, Beaverton, OR (US)

(\*\*) Term: **15 Years**

(21) Appl. No.: **29/603,883**

(22) Filed: **May 12, 2017**

(51) **LOC (12) Cl.** ..... **02-99**

(52) **U.S. Cl.**  
USPC ..... **D2/972**

(58) **Field of Classification Search**  
USPC ..... D2/896, 902, 906-908, 946, 947, 969,  
D2/972-974, 978; D5/47, 49, 50, 53, 54,  
D5/56, 60  
CPC ... A43B 13/181; A43B 13/141; A43B 13/186;  
A43B 13/188; A43B 23/00; A43B 23/02;  
A43B 5/00; A43B 23/26; A43B 1/04;  
A43B 11/14; A43B 7/00; A43B 3/12;  
A43C 3/00; A43C 5/00; A43C 7/00;  
A43C 11/004  
See application file for complete search history.

(56) **References Cited**

**U.S. PATENT DOCUMENTS**

D247,007 S \* 1/1978 Krome ..... D2/908  
D265,436 S \* 7/1982 Vermonet ..... D2/908  
D271,633 S 12/1983 Casetta  
D294,767 S \* 3/1988 Igoe ..... D2/907  
D298,082 S \* 10/1988 Selbiger ..... D2/969  
D330,968 S \* 11/1992 Smith, III ..... D2/969  
D333,906 S \* 3/1993 Hatfield ..... D2/969  
D334,831 S \* 4/1993 Worthington ..... D2/969  
D335,385 S \* 5/1993 Kawabata ..... D2/908  
D499,875 S \* 12/2004 Lozano ..... D2/972

**FOREIGN PATENT DOCUMENTS**

CN 302738605 S 2/2014  
CN 302891309 S 7/2014  
CN 303759982 S 8/2016  
CN 304114413 S 4/2017  
JP 1563603 11/2016  
KR 30-0230146-1 S 12/1998  
KR 30-0587772 2/2011  
WO 073481-0001 5/2010  
WO 081699-0002 9/2013  
WO 082977-0002 3/2014

\* cited by examiner

*Primary Examiner* — Dominic V Simone

(74) *Attorney, Agent, or Firm* — Banner & Witcoff, Ltd.

(57) **CLAIM**

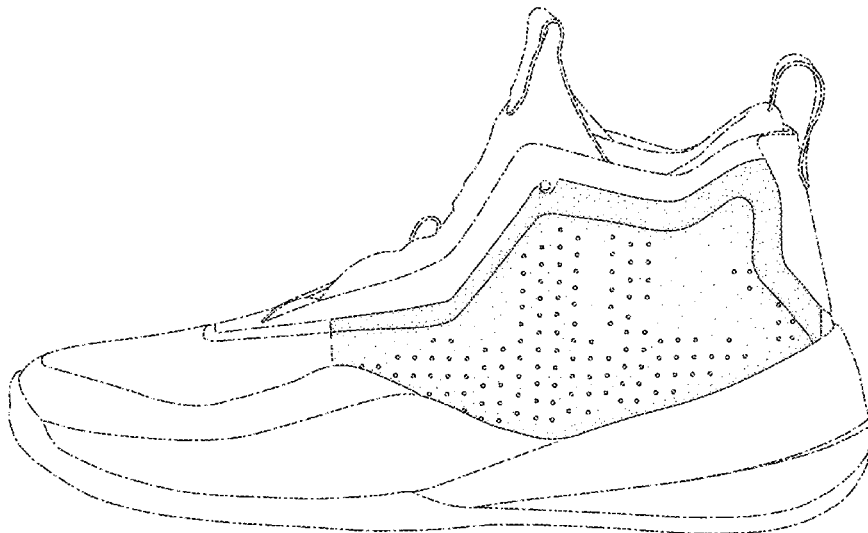
The ornamental design for a shoe upper, as shown and described.

**DESCRIPTION**

FIG. 1 is a front perspective view of a shoe upper showing my new design;  
FIG. 2 is a lateral side view thereof;  
FIG. 3 is a rear perspective view thereof; and,  
FIG. 4 is a top view thereof.

The broken lines immediately adjacent to the shaded area define the bounds of the claimed design and form no part thereof. The broken lines showing the remainder of the shoe represent unclaimed subject matter and form no part of the claimed design.

**1 Claim, 4 Drawing Sheets**



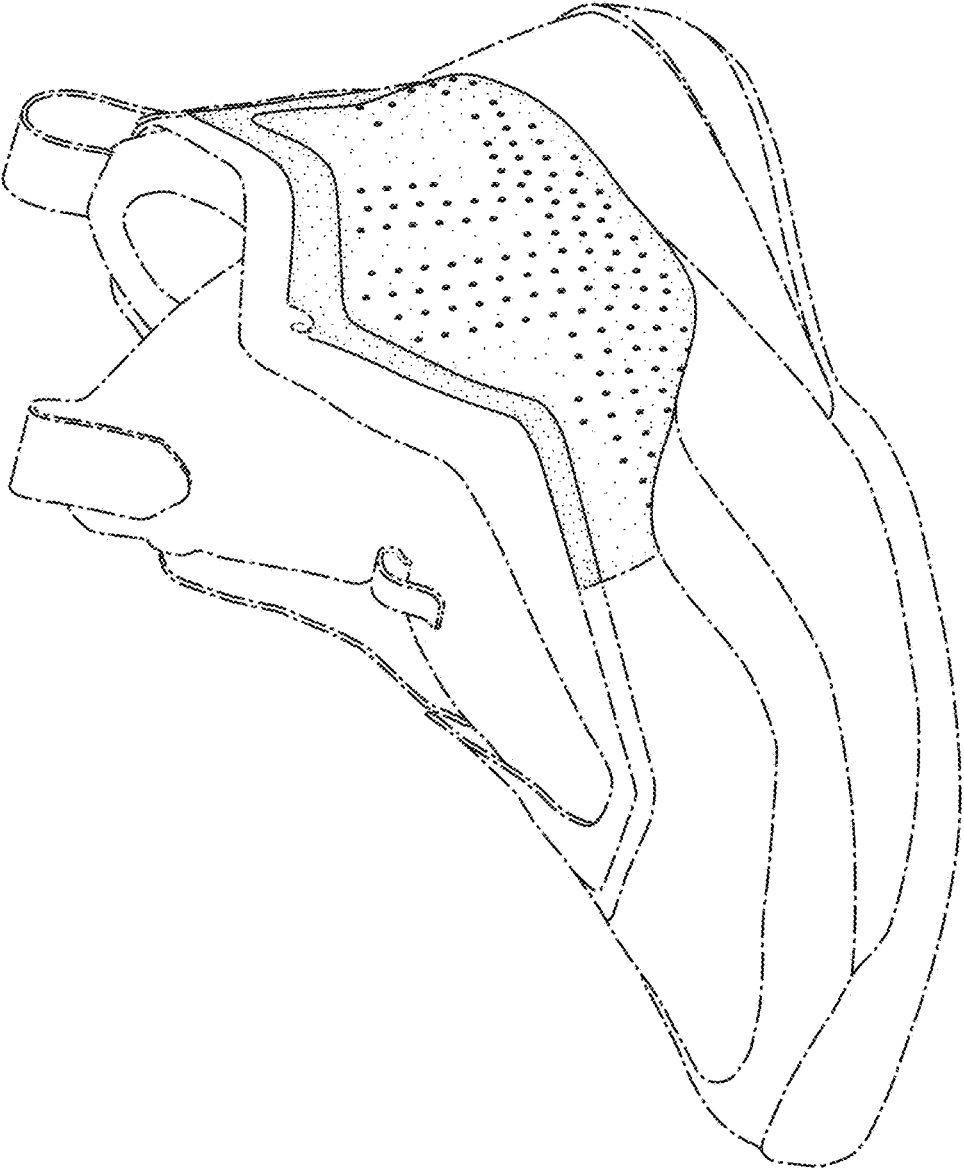


FIG. 1

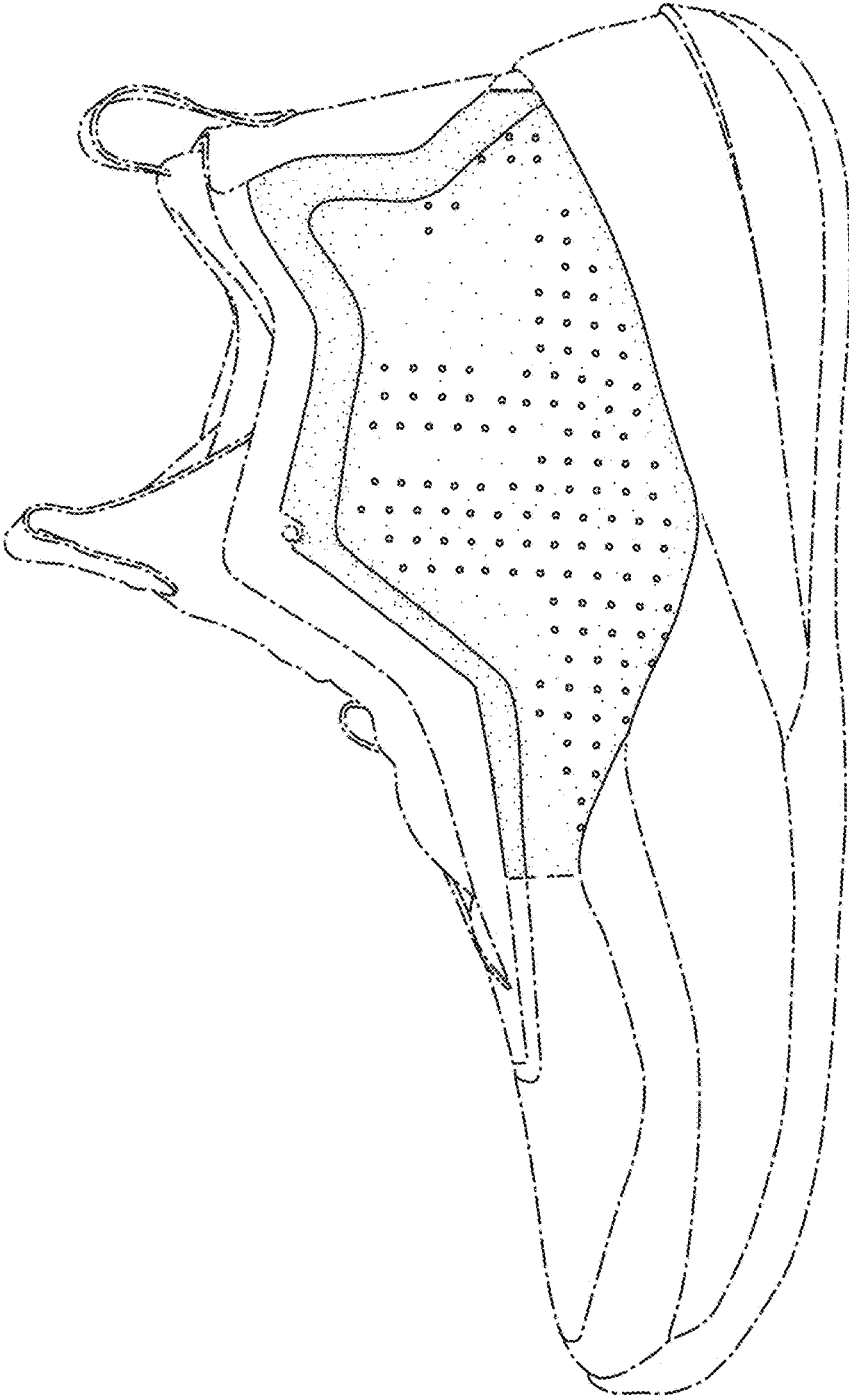


FIG. 2

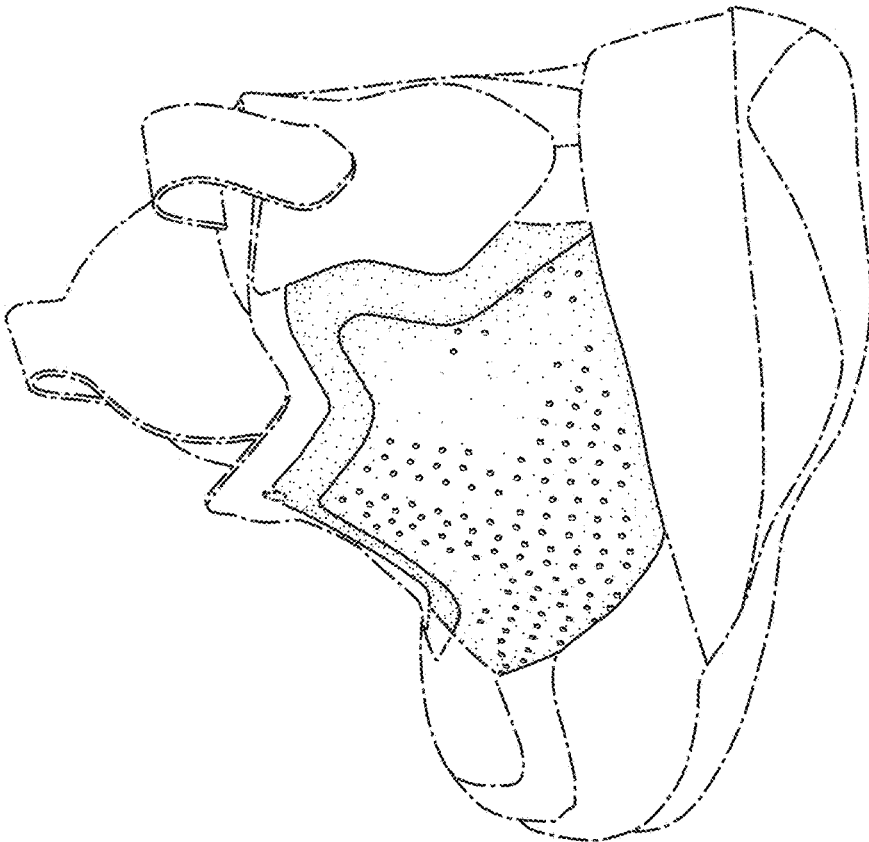


FIG. 3

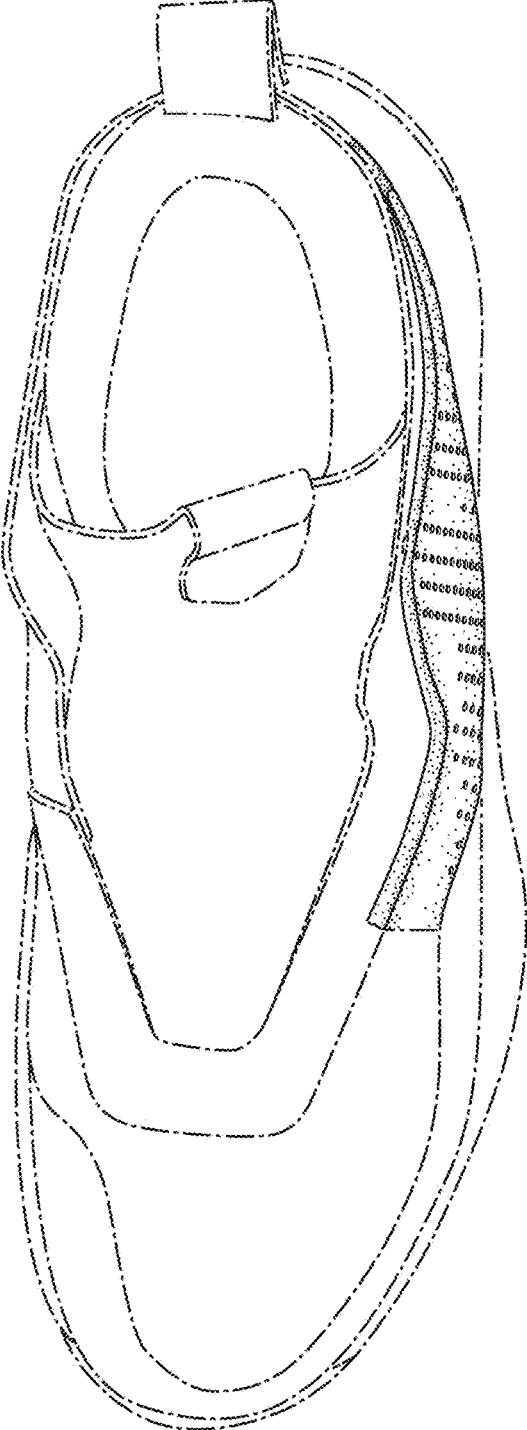


FIG. 4