



US00D640935S

(12) **United States Design Patent**
Davies et al.

(10) **Patent No.:** **US D640,935 S**
(45) **Date of Patent:** **** Jul. 5, 2011**

(54) **CONTAINER**

(76) Inventors: **James Davies**, Polson, MT (US);
Michael Boehm, Ojai, CA (US)

(**) Term: **14 Years**

(21) Appl. No.: **29/335,894**

(22) Filed: **Apr. 23, 2009**

(51) **LOC (9) Cl.** **09-01**

(52) **U.S. Cl.** **D9/746; D9/453**

(58) **Field of Classification Search** D9/682,
D9/684, 686-691, 737, 738, 741, 745, 746,
D9/747, 500, 503, 504, 516, 520, 524, 529,
D9/549, 556, 558, 574, 434, 435, 453; 215/379,
215/381-385; 220/600, 604, 605, 606, 608,
220/609, 623, 624, 660, 669, 674, 675
See application file for complete search history.

(56) **References Cited**

U.S. PATENT DOCUMENTS

D117,705	S	*	11/1939	Abrams	D9/746
D120,902	S	*	6/1940	Abrams	D9/746
2,790,576	A	*	4/1957	Lawrence	220/799
2,894,844	A	*	7/1959	Shakman	426/118
D189,632	S	*	1/1961	Mita	D9/746
3,297,184	A	*	1/1967	Andelin	215/307
3,684,455	A	*	8/1972	Vacirca et al.	422/61
3,931,891	A	*	1/1976	Peppler	206/538
4,591,066	A	*	5/1986	Moen	220/634
D313,176	S	*	12/1990	Okuda et al.	D9/746
D324,173	S	*	2/1992	Lynd	D9/746
5,099,998	A	*	3/1992	Curzon et al.	206/514
5,662,239	A	*	9/1997	Heuvelman	220/506
5,695,083	A	*	12/1997	Obadia	215/329
5,887,740	A	*	3/1999	Hong	220/4.27
D444,702	S	*	7/2001	Castleberry, II	D9/746
D515,439	S	*	2/2006	Pace	D9/746
7,166,388	B2	*	1/2007	Tsukamoto et al.	429/175
D605,529	S	*	12/2009	Holtrop	D9/746
2005/0184025	A1	*	8/2005	Hurley et al.	215/227

2005/0224442	A1	*	10/2005	White	215/6
2008/0302752	A1	*	12/2008	Farrar et al.	215/200
2009/0014457	A1	*	1/2009	Bennett	220/834
2009/0045159	A1	*	2/2009	Rosso et al.	215/320
2009/0080180	A1	*	3/2009	Bertken	362/101
2009/0261098	A1	*	10/2009	Coffey	220/200
2009/0283491	A1	*	11/2009	Wang	215/6
2010/0181275	A1	*	7/2010	Gruenwald et al.	215/6
2010/0200532	A1	*	8/2010	Ekkert	215/201

* cited by examiner

Primary Examiner — Stella Reid

Assistant Examiner — Elizabeth J OswECKi

(74) *Attorney, Agent, or Firm* — QuickPatents, Inc.; Kevin Prince

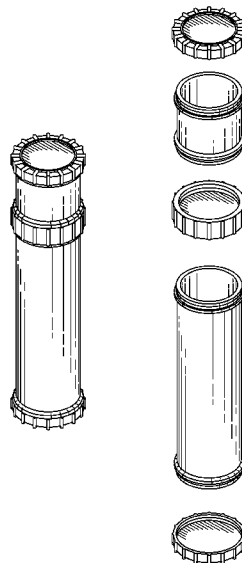
(57) **CLAIM**

We claim the ornamental design for a container, as shown and described.

DESCRIPTION

FIG. 1 is a perspective view of a container, illustrated in an assembled configuration, showing our new design;
 FIG. 2 is an exploded perspective view thereof;
 FIG. 3 is an exploded left-side elevational view thereof, the right-side elevational view, the front elevational view, and the rear elevational view all being a mirror images thereof;
 FIG. 4 is a top plan view of a closed cap thereof;
 FIG. 5 is a top plan view of a closed connector of the design, the bottom plan view thereof being a mirror image thereof;
 FIG. 6 is a bottom plan view of the cap;
 FIG. 7 is a top plan view of a container section of the design, the bottom plan view thereof being a mirror image thereof;
 FIG. 8 is an exploded perspective view of the design wherein the closed connector is replaced with an open connector of the design; and,
 FIG. 9 is a top plan view of the open connector, the bottom plan view thereof being a mirror image thereof.

1 Claim, 3 Drawing Sheets



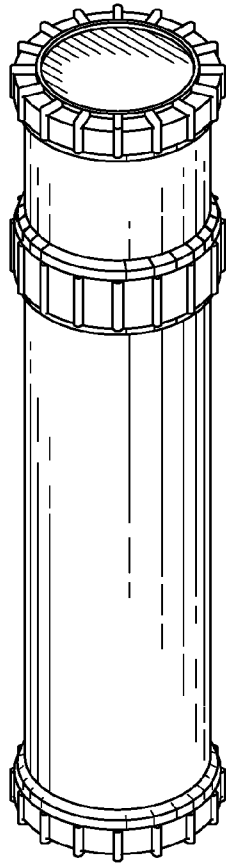
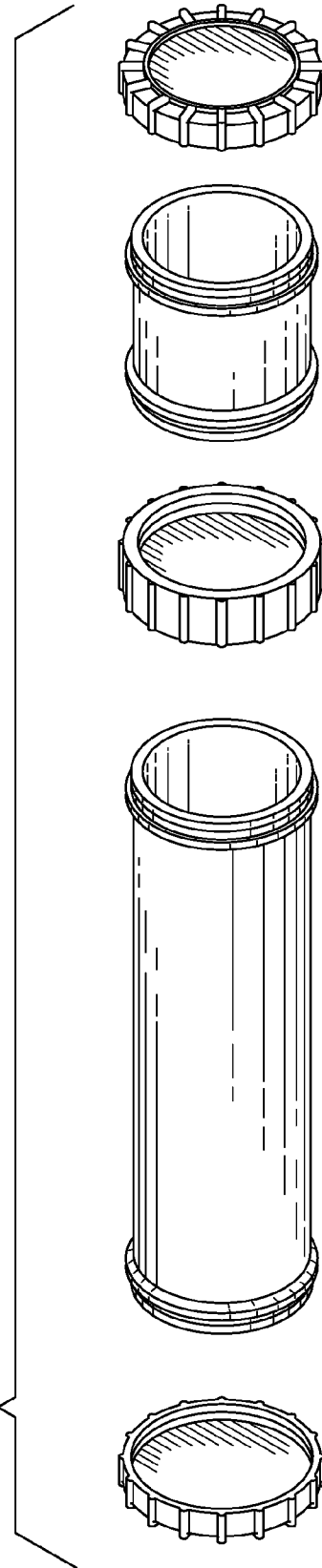


FIG. 1

FIG. 2



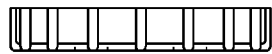
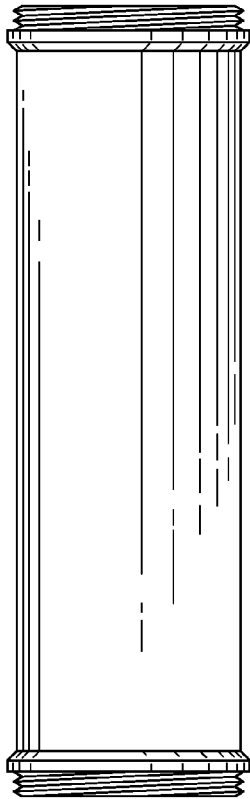
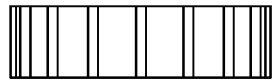
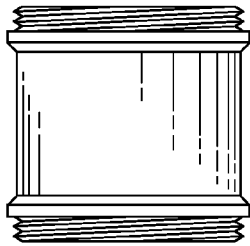
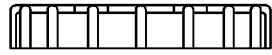


FIG. 3

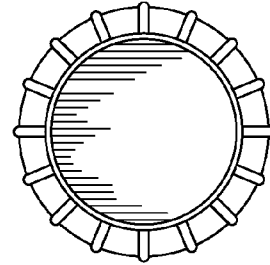


FIG. 4

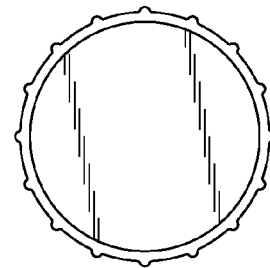


FIG. 5

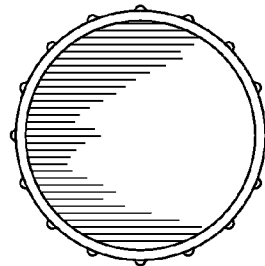


FIG. 6

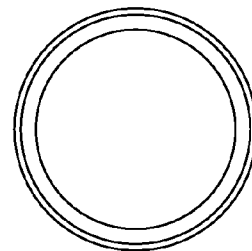


FIG. 7


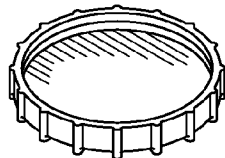
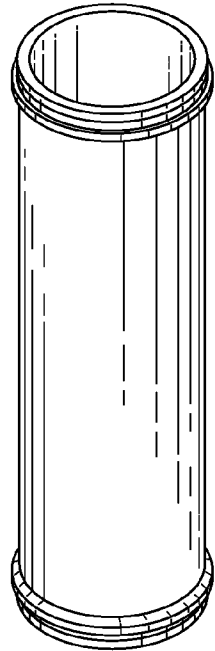
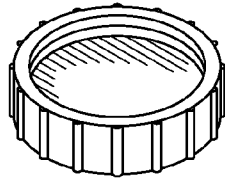
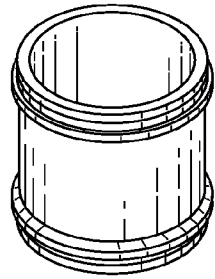
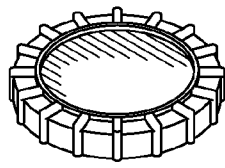


FIG. 8

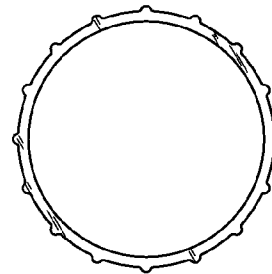


FIG. 9