



US00D585109S

(12) **United States Design Patent**
Cheng

(10) **Patent No.:** **US D585,109 S**

(45) **Date of Patent:** **** Jan. 20, 2009**

(54) **SPRINKLER HANDLE**

Primary Examiner—Robin V Webster

(74) *Attorney, Agent, or Firm*—Troxell Law Office, PLLC

(75) Inventor: **Chi Han Cheng**, Changhua Hsien (TW)

(73) Assignee: **Yuan Mei Corp.**, Changhua Hsien (TW)

(57) **CLAIM**

(**) Term: **14 Years**

The ornamental design for a sprinkler handle, as shown and described.

(21) Appl. No.: **29/300,509**

(22) Filed: **Apr. 4, 2008**

DESCRIPTION

(51) **LOC (9) Cl.** **23-01**

FIG. 1 is a perspective view of a sprinkler handle showing my new design;

(52) **U.S. Cl.** **D23/223**

FIG. 2 is a front view thereof;

(58) **Field of Classification Search** D23/213,
D23/223, 226; 239/459, 525-6

FIG. 3 is a rear view thereof;

See application file for complete search history.

FIG. 4 is a left side view thereof;

(56) **References Cited**

FIG. 5 is a right side view thereof;

U.S. PATENT DOCUMENTS

FIG. 6 is a top view thereof; and,

D434,104 S * 11/2000 Kuo D23/223

FIG. 7 is a bottom view thereof.

D434,106 S * 11/2000 Hsin-Fa D23/223

The broken line showing of a nozzle is included for the purpose of illustrating and forms no part of the claimed design.

D445,873 S * 7/2001 Wang D23/226

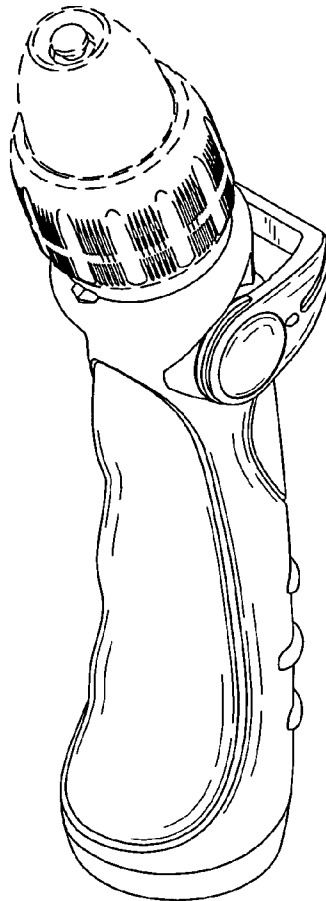
D461,225 S * 8/2002 Chen D23/223

D559,355 S * 1/2008 Chih D23/226

D564,065 S * 3/2008 Yu D23/223

* cited by examiner

1 Claim, 7 Drawing Sheets



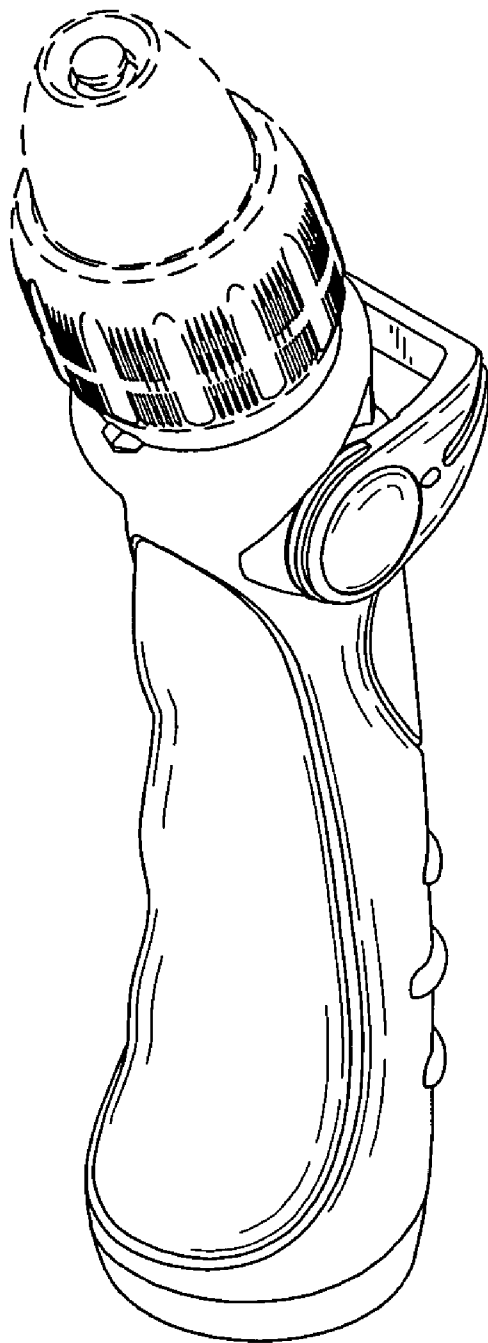


FIG. 1

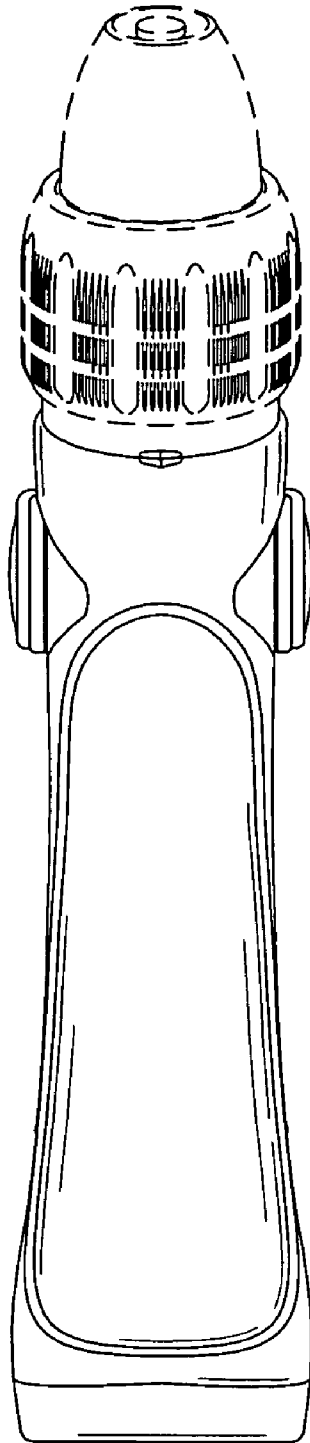


FIG. 2

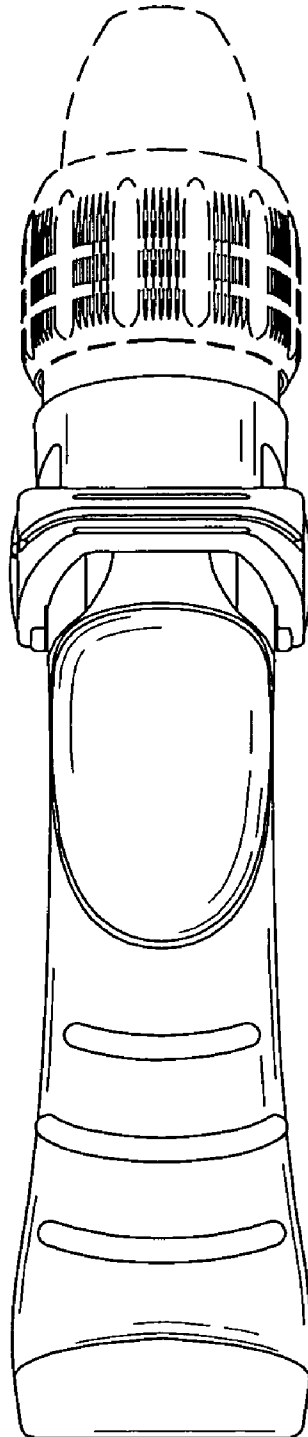


FIG. 3

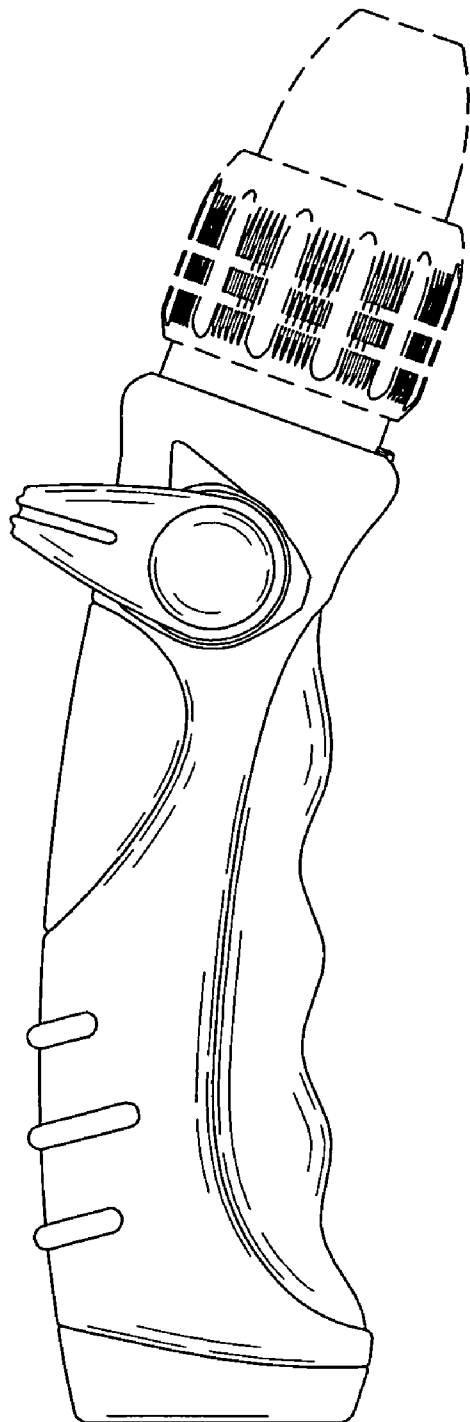


FIG. 4

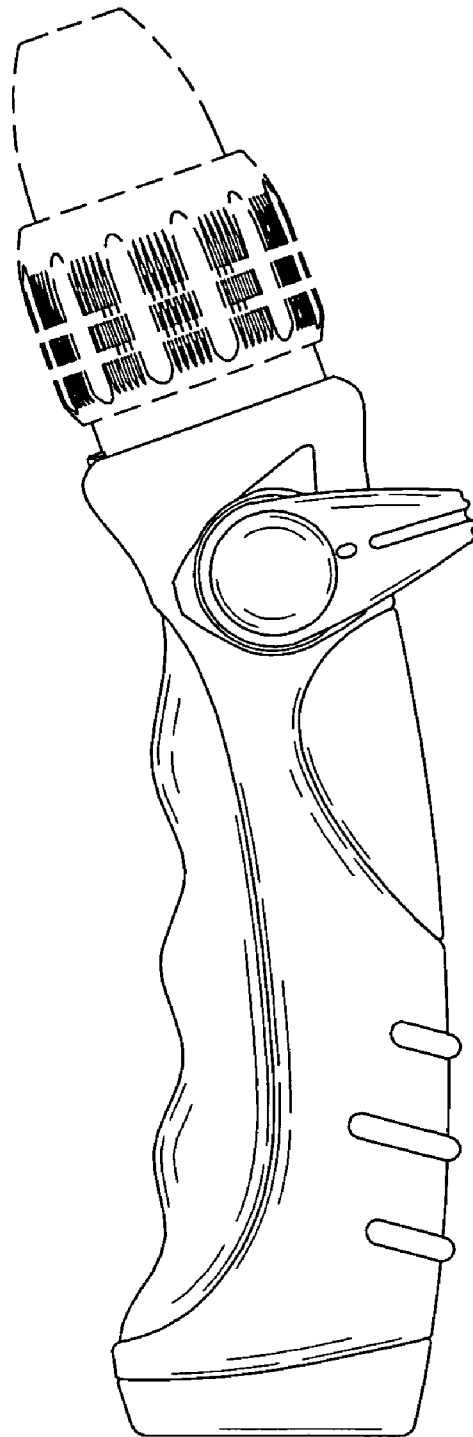


FIG. 5

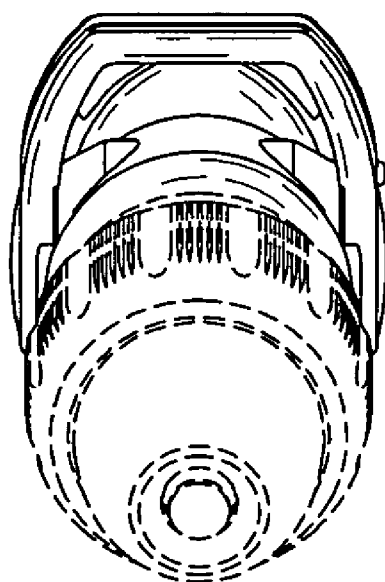


FIG. 6

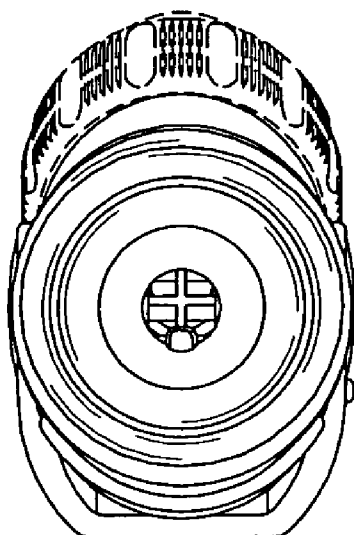


FIG. 7