



US00D546743S

(12) **United States Design Patent**
Wisco

(10) **Patent No.:** **US D546,743 S**

(45) **Date of Patent:** **** Jul. 17, 2007**

(54) **SUN VISOR EXTENSION**

(76) Inventor: **Mely C. Wisco**, 2000 Beech St., Santa Clara, CA (US) 95054

(**) Term: **14 Years**

(21) Appl. No.: **29/267,340**

(22) Filed: **Oct. 12, 2006**

(51) **LOC (8) Cl.** **12-16**

(52) **U.S. Cl.** **D12/191**

(58) **Field of Classification Search** D12/191,
D12/400, 417; 296/97.1, 97.4-97.13; 160/DIG. 3,
160/370.21-370.23; 224/312

See application file for complete search history.

(56) **References Cited**

U.S. PATENT DOCUMENTS

D208,975 S *	10/1967	Koubele	D12/191
D217,343 S *	4/1970	Seida	D12/191
D220,618 S *	5/1971	Berkoff	D12/191
D286,036 S *	10/1986	Langensiepen	D12/191
4,635,995 A *	1/1987	Mineck	296/97.6
D310,810 S *	9/1990	Lewis	D12/191
D312,608 S *	12/1990	Wong et al.	D12/191
D315,709 S *	3/1991	Rebeck	D12/191

D344,530 S *	2/1994	Johnson	D12/191
D351,127 S *	10/1994	Baylon	D12/191
D361,970 S *	9/1995	Zetterlund	D12/191
D392,927 S *	3/1998	Luong	D12/191
D395,029 S *	6/1998	Hare	D12/191
D426,183 S *	6/2000	Brooks et al.	D12/191
D431,805 S *	10/2000	Baltazar	D12/191
D474,433 S *	5/2003	Heckman et al.	D12/191

* cited by examiner

Primary Examiner—Stacia Cadmus

(57) **CLAIM**

The ornamental design for a sun visor extension, as shown and described.

DESCRIPTION

FIG. 1 is a front elevational view of a sun visor extension showing my new design;


FIG. 2 is a rear elevational view thereof;

FIG. 3 is a side view, taken from the right side of FIG. 1 with the left side being a mirror image thereof;

FIG. 4 is a top plan view thereof; and,

FIG. 5 is a bottom plan view thereof.

1 Claim, 4 Drawing Sheets






FIG. 1

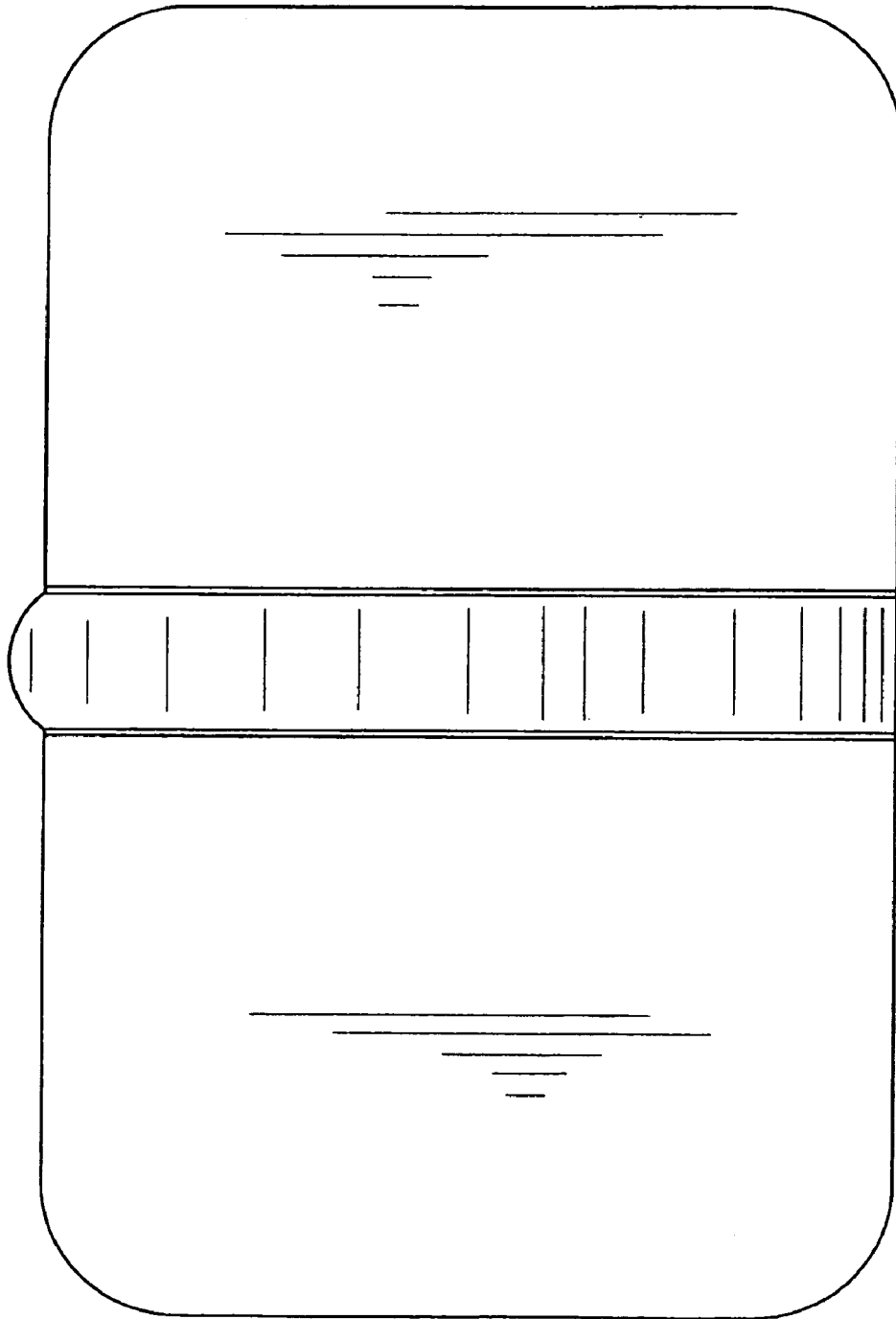


FIG. 2



FIG. 3

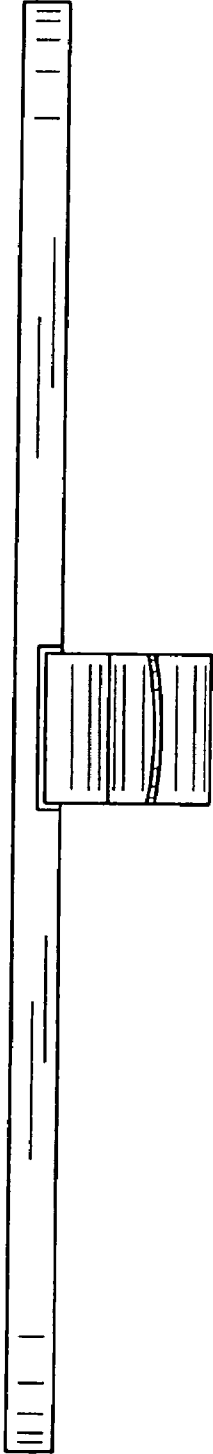


FIG. 4

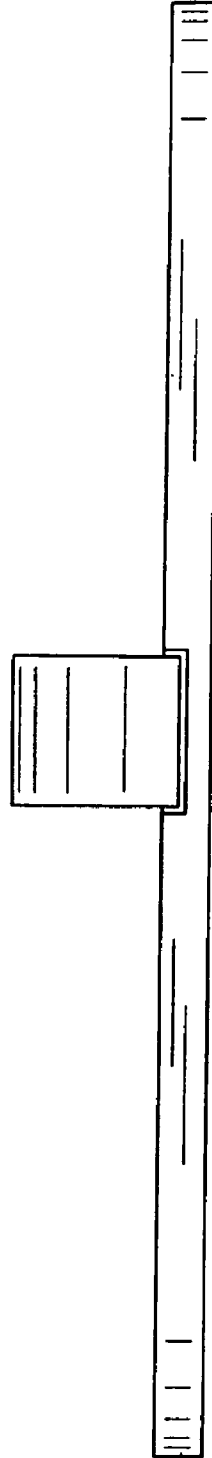


FIG. 5