



US00D346578S

United States Patent [19]

[11] Patent Number: Des. 346,578

Corey

[45] Date of Patent: ** May 3, 1994

[54] LICENSE PLATE FRAME

Primary Examiner—James M. Gandy
Attorney, Agent, or Firm—Charles H. Thomas

[76] Inventor: John L. Corey, 17700 S. Avalon Blvd., #55, Carson, Calif. 90746

[57] CLAIM

[**] Term: 14 Years

The ornamental design for a license plate frame, as shown and described.

[21] Appl. No.: 881,362

DESCRIPTION

[22] Filed: May 5, 1992

[52] U.S. Cl. D12/193

[58] Field of Search D6/300, 303, 310, 311;
40/200, 209; D12/193

FIG. 1 is a top plan view of one embodiment of a license plate frame illustrating my new design;

FIG. 2 is a front side elevational view thereof, with the undisclosed rear side elevational view being the same as that illustrated;

FIG. 3 is a left side elevational view thereof, with the undisclosed right side elevational view being the same as that illustrated;

FIG. 4 is a bottom plan view thereof;

FIG. 5 is a top plan view of an alternative embodiment of a license plate frame illustrating my new design;

FIG. 6 is a front side elevational view thereof, with the undisclosed rear side elevational view being the same as that illustrated;

FIG. 7 is a left side elevational view thereof, with the undisclosed right side elevational view being the same as that illustrated; and,

FIG. 8 is a bottom plan view thereof.

[56] References Cited

U.S. PATENT DOCUMENTS

D. 77,337	12/1928	Turner	D6/300
D. 96,198	7/1935	Osbrink	D12/193
D. 113,000	1/1939	Justema	D6/300
D. 163,328	5/1951	Rothman	D12/193
D. 175,144	7/1955	Audette	D12/193
D. 257,341	10/1980	Blaser	D12/193
D. 298,023	10/1988	Corey	D12/193
D. 331,217	11/1992	Spencer	D12/193
D. 335,117	4/1993	Spencer	D12/193
1,719,540	7/1929	Franks	40/209




FIG-3

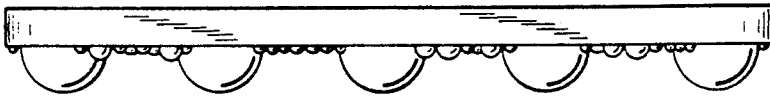


FIG-1


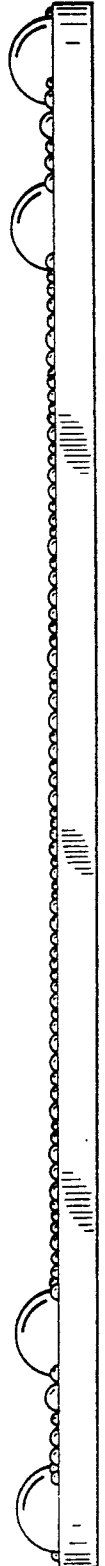


FIG-2






FIG-4

FIG-7

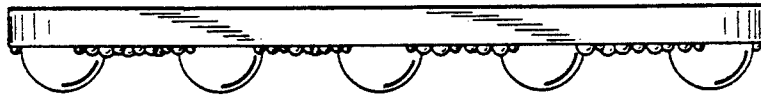


FIG-5

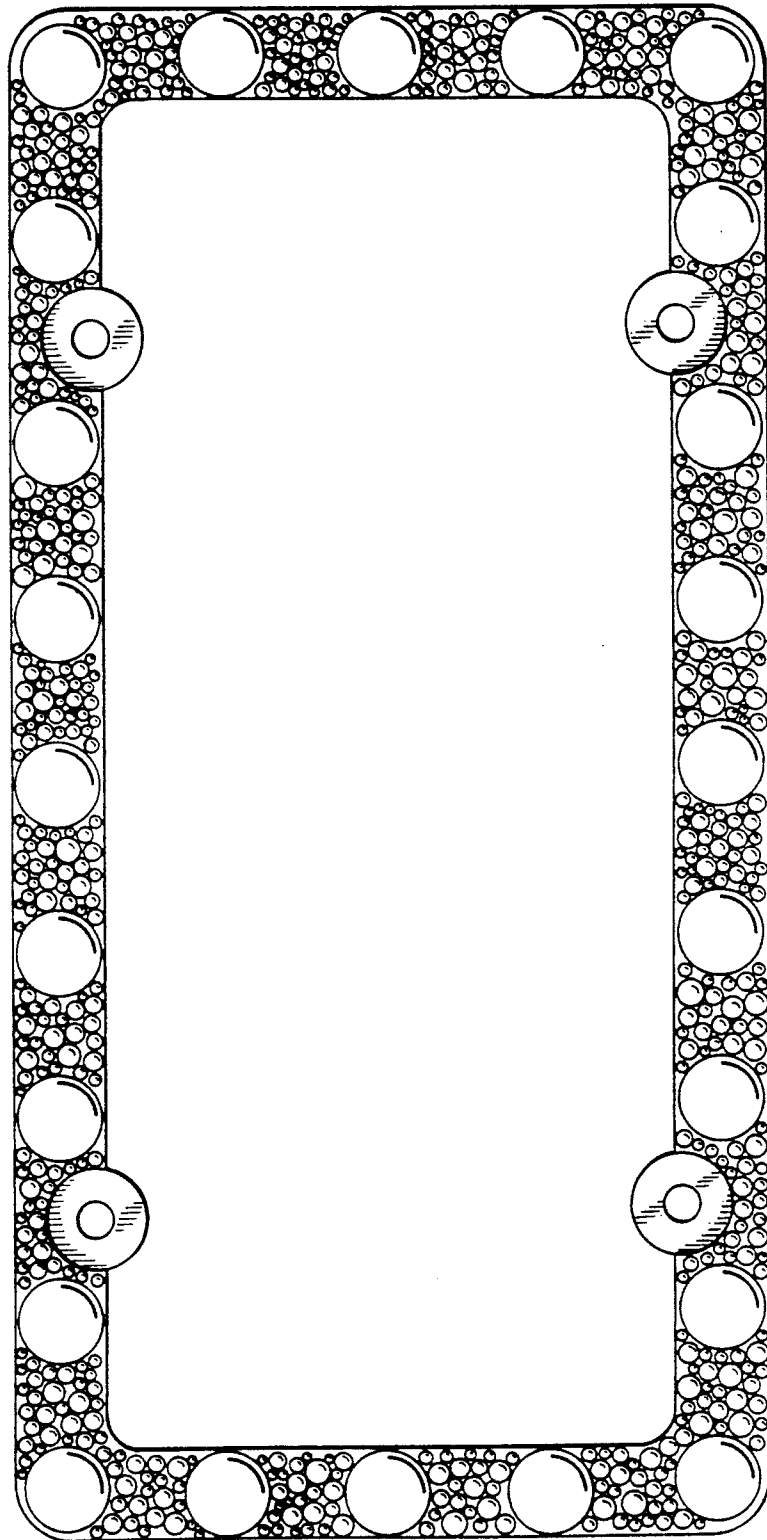
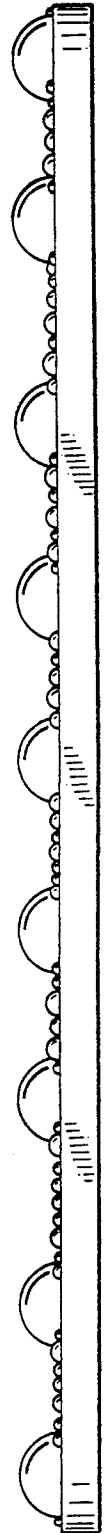


FIG-6






FIG-8