



US00D820106S

(12) **United States Design Patent**
Jasani

(10) **Patent No.:** **US D820,106 S**

(45) **Date of Patent:** **** Jun. 12, 2018**

- (54) **BOTTLE**
- (71) Applicant: **Amin Jasani**, Fords, NJ (US)
- (72) Inventor: **Amin Jasani**, Fords, NJ (US)
- (73) Assignee: **Jasani Brothers LLC**, Fords, NJ (US)
- (**) Term: **15 Years**

D460,693 S	7/2002	Flowers	
D464,571 S *	10/2002	Hill	D9/519
6,845,889 B2	1/2005	Killoran et al.	
D554,523 S	11/2007	Polina	
D596,489 S	7/2009	Weiss	
D604,664 S *	11/2009	Mollaert	D11/121
D606,420 S *	12/2009	Shoji	D9/600

(Continued)

Primary Examiner — Sandra L Morris
(74) *Attorney, Agent, or Firm* — Gearhart Law LLC

(21) Appl. No.: **29/590,637**

(57) **CLAIM**

The ornamental design for a bottle, as shown and described.

(22) Filed: **Jan. 12, 2017**

DESCRIPTION

(51) **LOC (11) Cl.** **09-01**

(52) **U.S. Cl.**

USPC **D9/600**; D9/519; D11/121

(58) **Field of Classification Search**

USPC D3/270, 271.1–271.4; D7/510, 514–520,
D7/599, 604, 613, 619.2, 623, 628;
D9/600, 500–505, 516, 519; 206/457,
206/459.5, 488, 527; 215/381–384, 400;
229/116.1; D11/121

CPC B65D 5/4258; B65D 5/4262; B65D 81/60;
B65D 81/365; B65D 81/366; B65D
81/368; B65D 2203/00; B65D 2203/02;
B65D 67/00; A63H 81/16; A63F 9/001

See application file for complete search history.

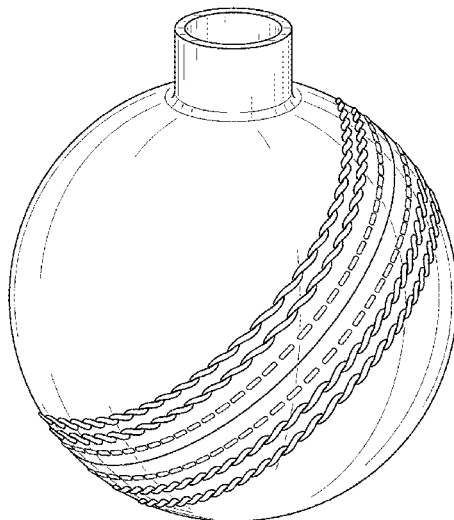
FIG. 1 is a perspective view of a first embodiment of the bottle.
FIG. 2 is a front view of the bottle as shown FIG. 1.
FIG. 3 is a back view of FIG. 1.
FIG. 4 is a left side view of FIG. 1.
FIG. 5 is a right side view of FIG. 1.
FIG. 6 is a top view of FIG. 1.
FIG. 7 is a bottom view of FIG. 1.
FIG. 8 is a perspective view of a second embodiment of the bottle.
FIG. 9 is a back view of the bottle as shown FIG. 8.
FIG. 10 is a front view of FIG. 8.
FIG. 11 is a right side view of FIG. 8.
FIG. 12 is a left side view of FIG. 8.
FIG. 13 is a top view of FIG. 8.
FIG. 14 is a bottom view of FIG. 8.
FIG. 15 is a perspective view of a third embodiment of the bottle.
FIG. 16 is a front view of the bottle as shown FIG. 15.
FIG. 17 is a back view of FIG. 15.
FIG. 18 is a left side view of FIG. 15.
FIG. 19 is a right side view of FIG. 15.
FIG. 20 is a top view of FIG. 15; and,
FIG. 21 is a bottom view of FIG. 15.

(56) **References Cited**

U.S. PATENT DOCUMENTS

2,784,512 A *	3/1957	Goodwin	B65D 11/02 220/4.21
3,292,840 A *	12/1966	Schmidt	B65D 11/02 206/776
3,983,658 A *	10/1976	de Sanz	A63H 37/00 206/315.1
D283,009 S	3/1986	Jennette	
D283,982 S	5/1986	Haswell	
D358,324 S	5/1995	Mitchell	
5,638,982 A	6/1997	Spector	
D404,681 S *	1/1999	Galerneau	D11/121

1 Claim, 12 Drawing Sheets



(56)

References Cited

U.S. PATENT DOCUMENTS

D631,365	S	*	1/2011	DeBoer	D9/519
D670,571	S		11/2012	Bourguignon	
D702,558	S		4/2014	Sanders	
D704,566	S		5/2014	Sanders	
D704,567	S		5/2014	Sanders	
D711,247	S		8/2014	Sanders	
D733,498	S	*	7/2015	Matharu	D9/504
D739,259	S		9/2015	Sanders	
D749,368	S	*	2/2016	Risso	D9/519
D752,546	S		3/2016	Chen	
D763,700	S		8/2016	Rasgon	
D772,722	S	*	11/2016	Kick	D9/519
2012/0067756	A1		3/2012	Jansen	
2015/0259114	A1		9/2015	Tussy	

* cited by examiner




FIG. 1

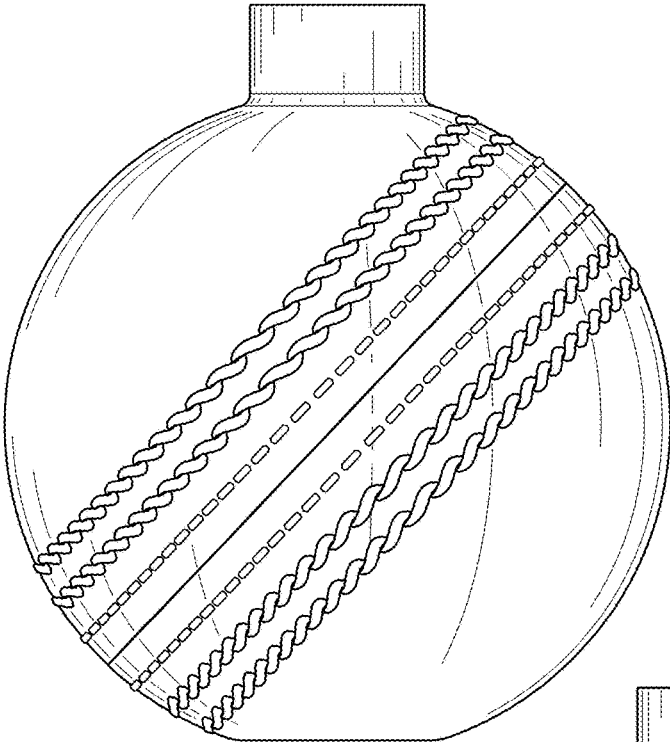


FIG. 2

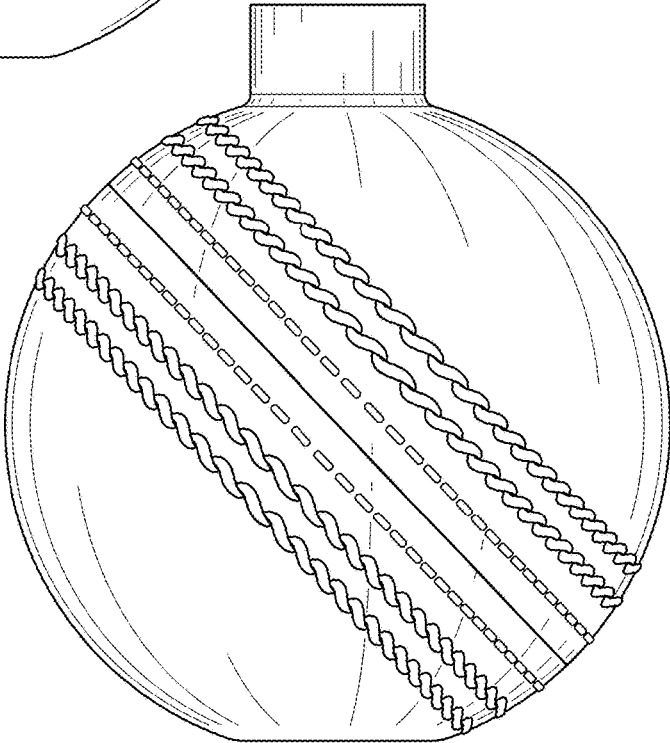


FIG. 3

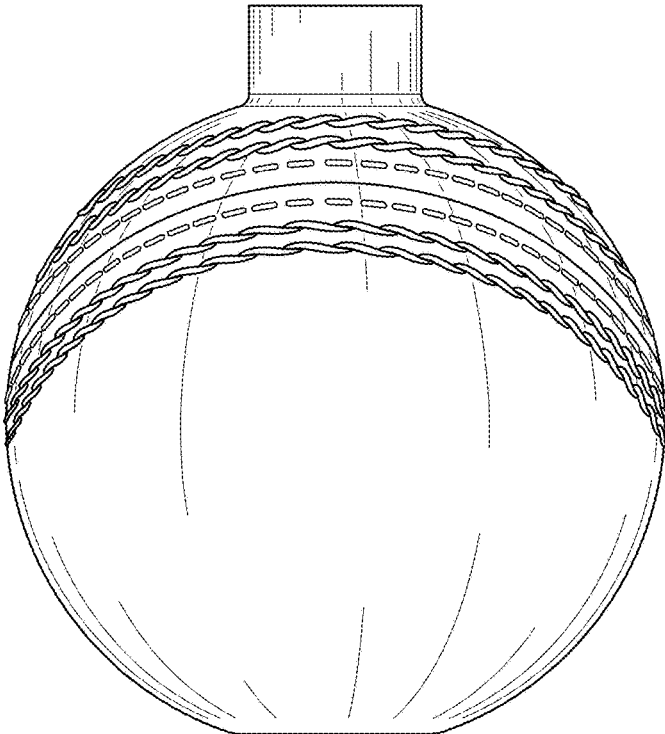


FIG. 4

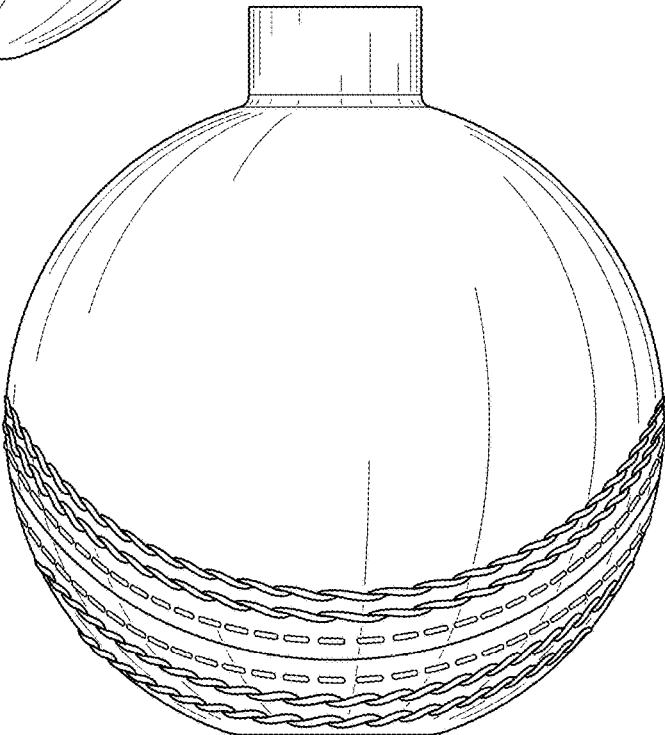


FIG. 5

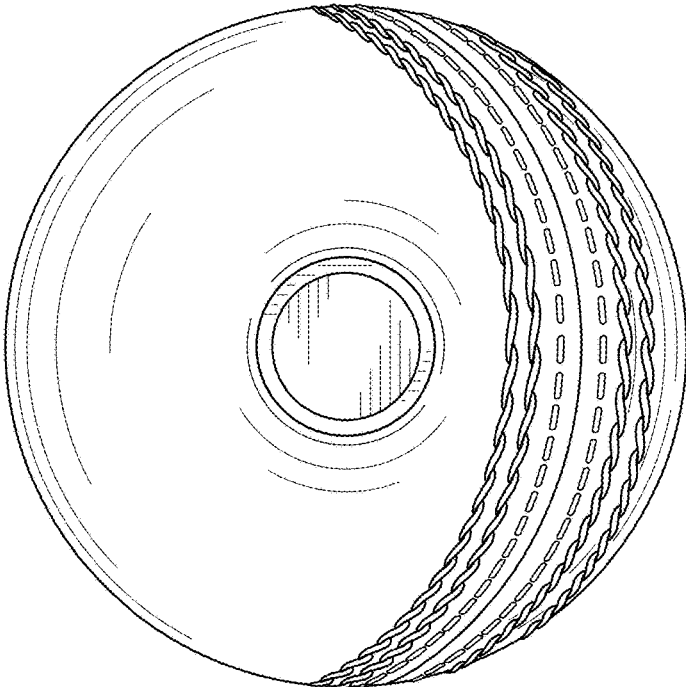


FIG. 6

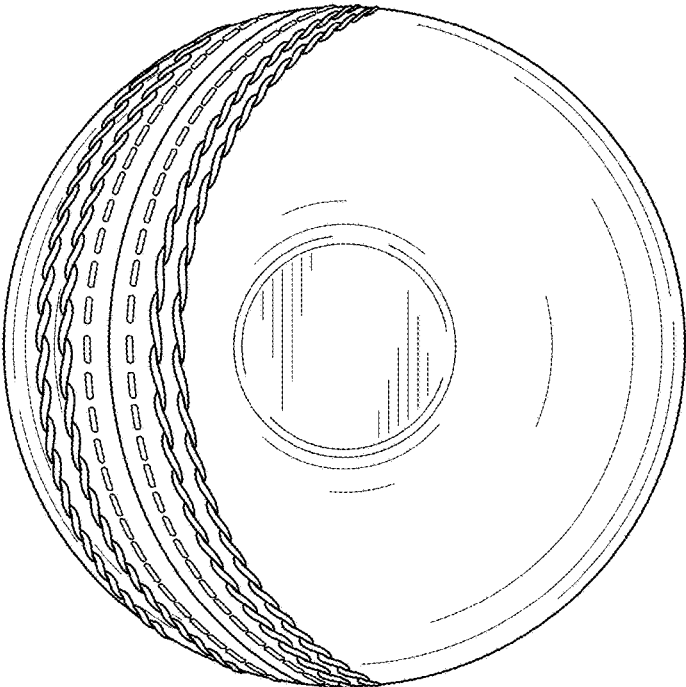


FIG. 7

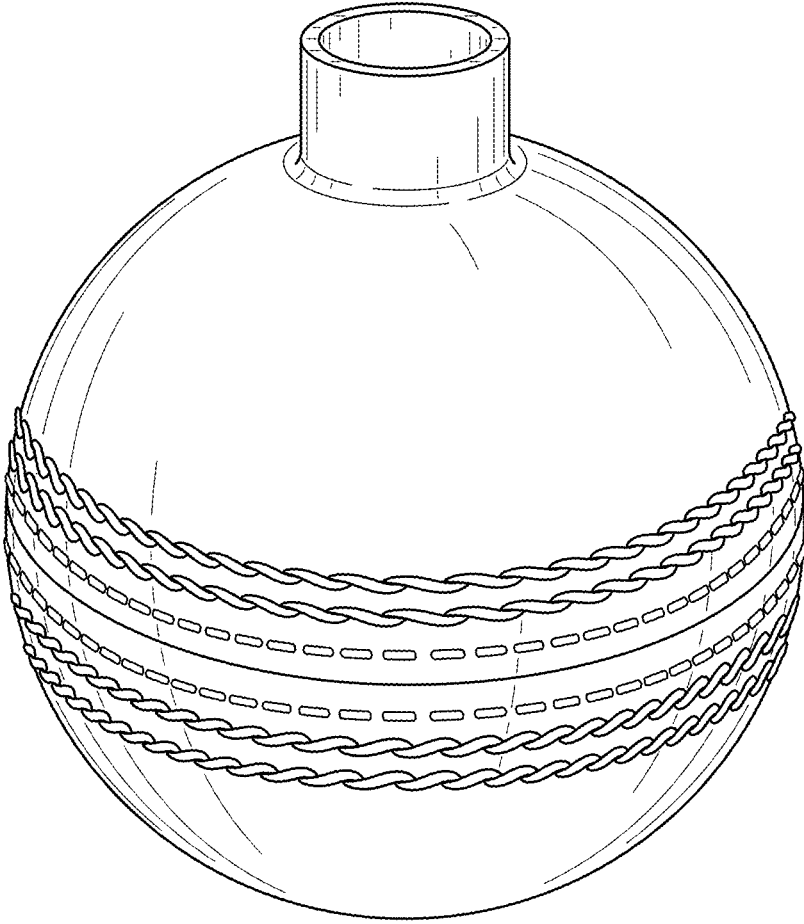


FIG. 8

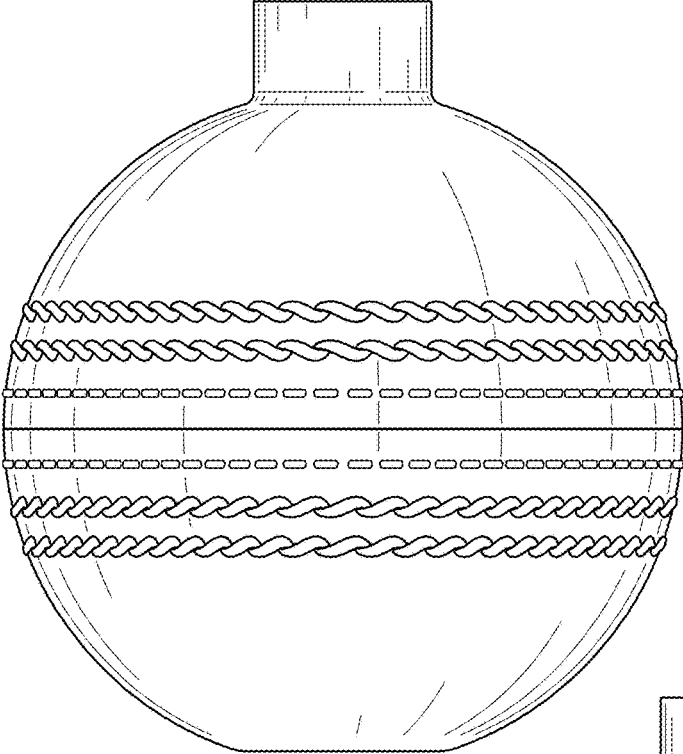


FIG. 9



FIG. 10

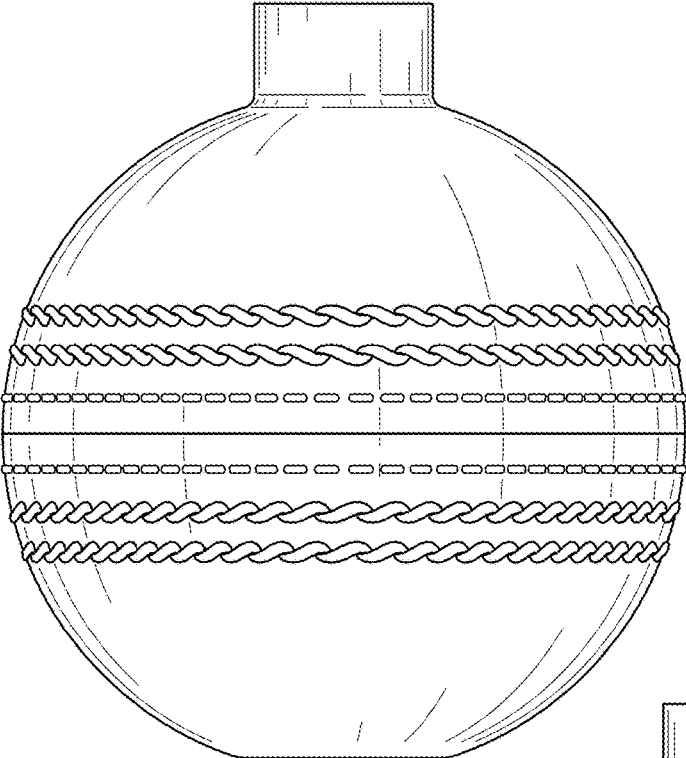


FIG. 11

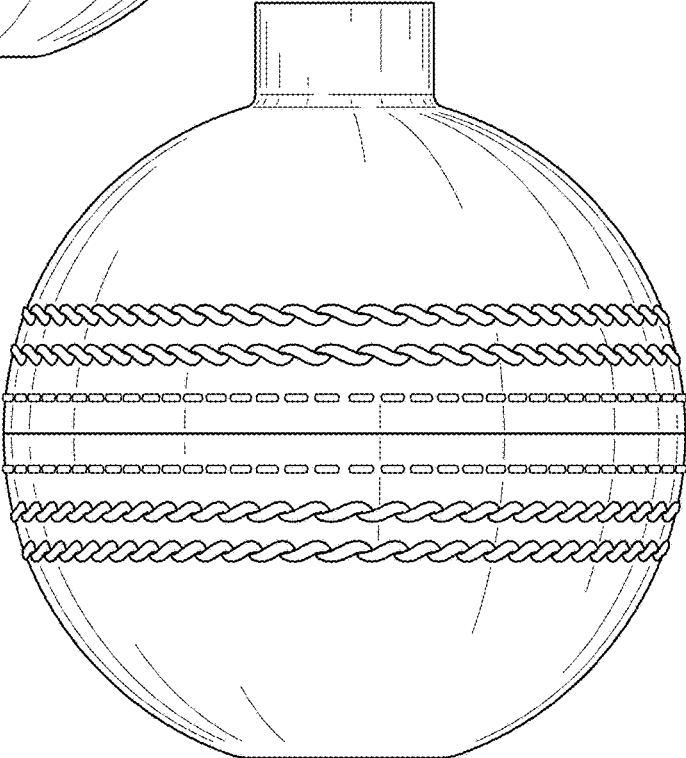


FIG. 12

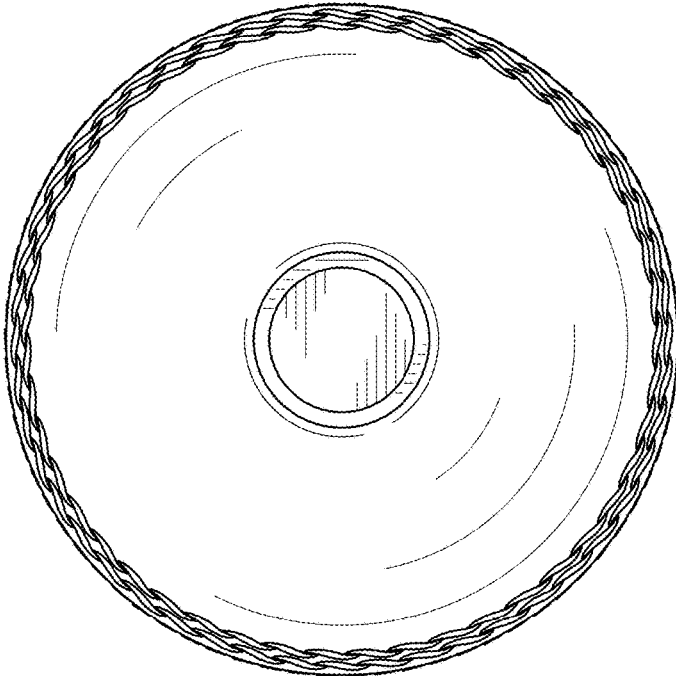


FIG. 13

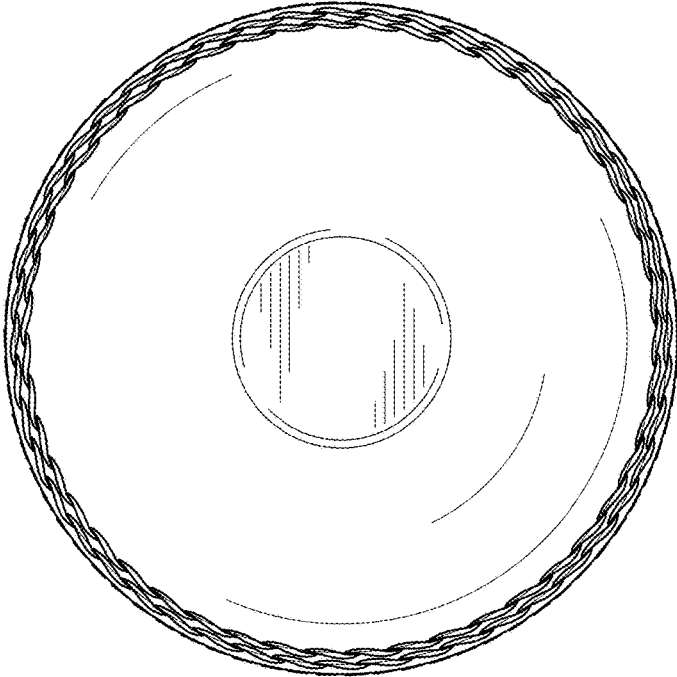


FIG. 14

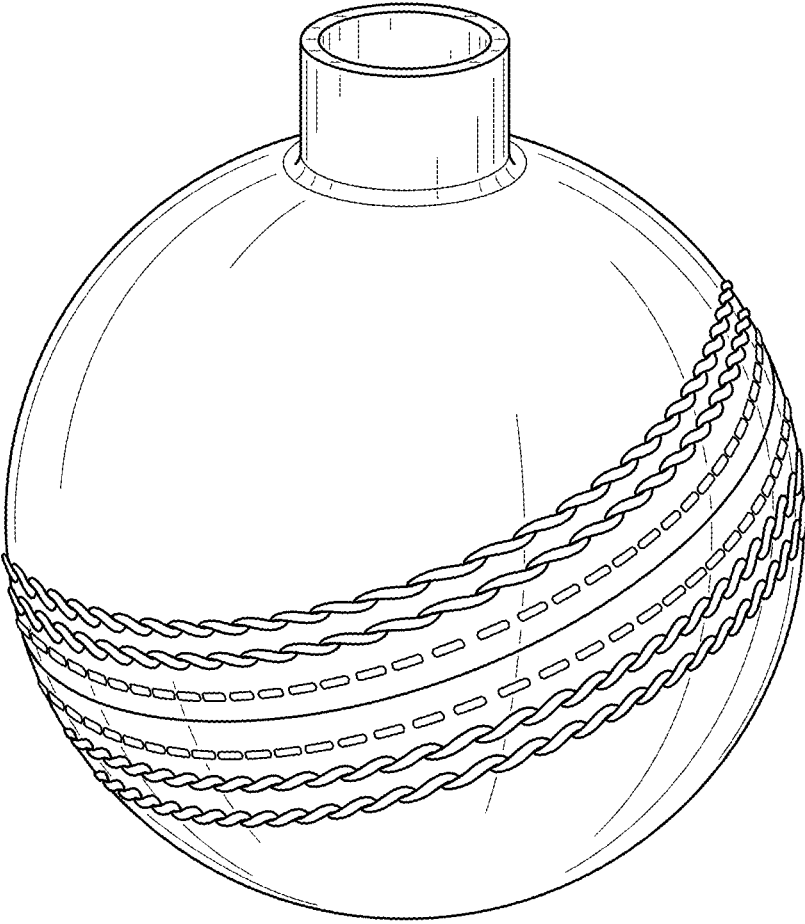


FIG. 15

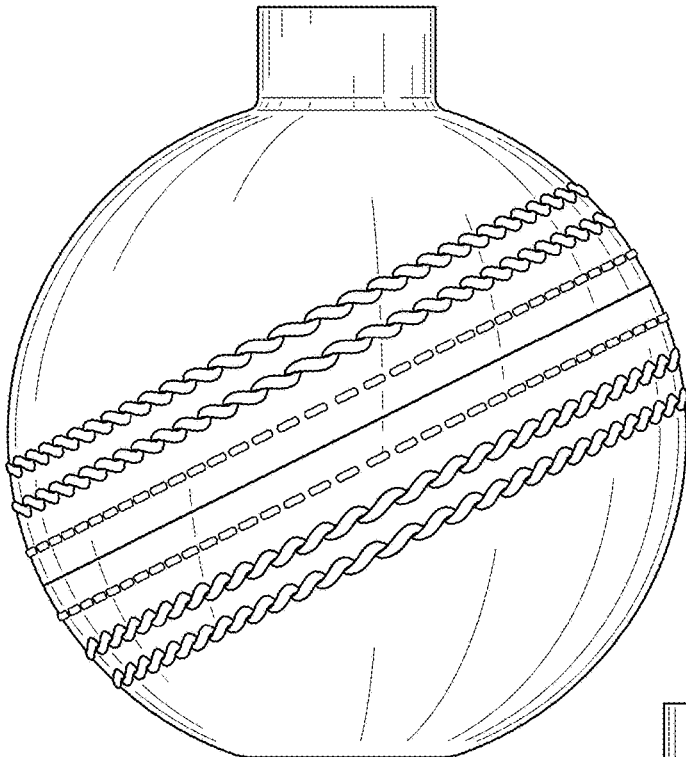


FIG. 16

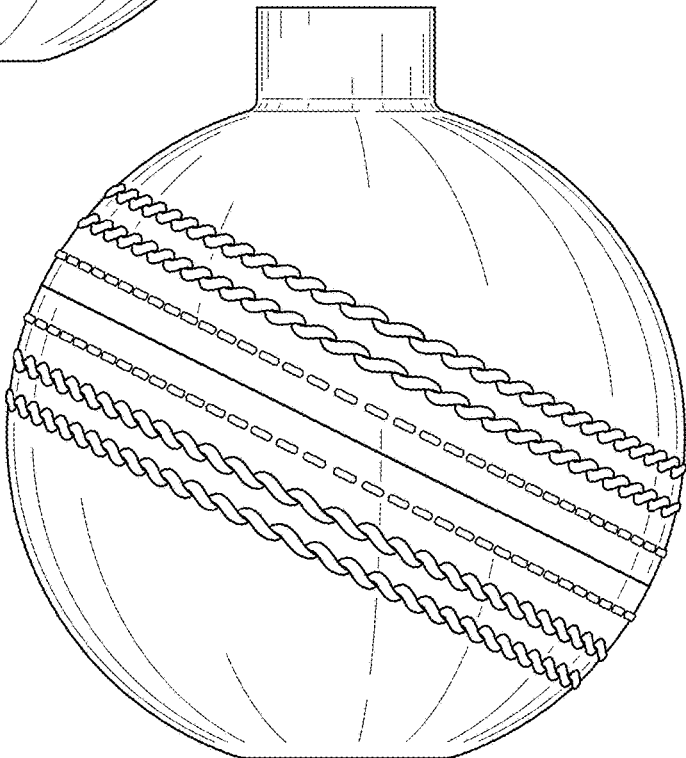


FIG. 17

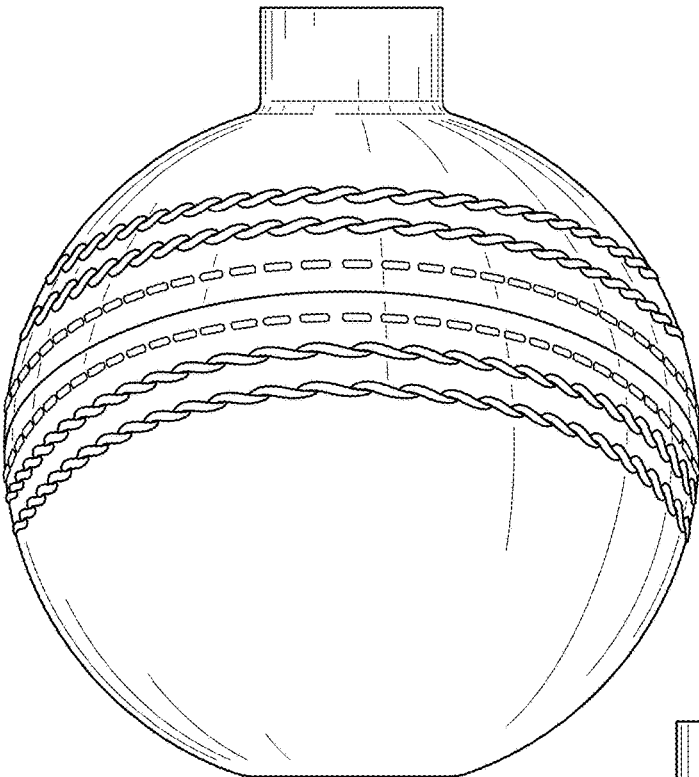


FIG. 18

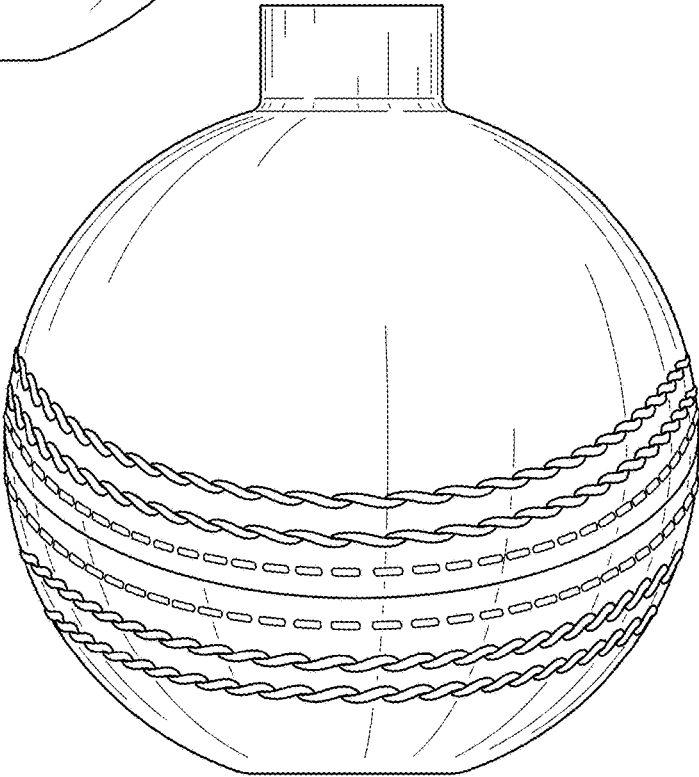


FIG. 19

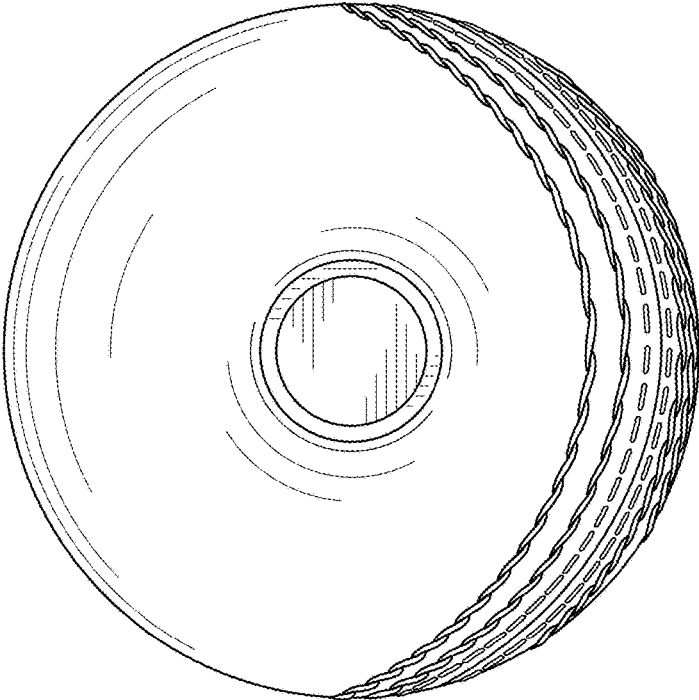


FIG. 20

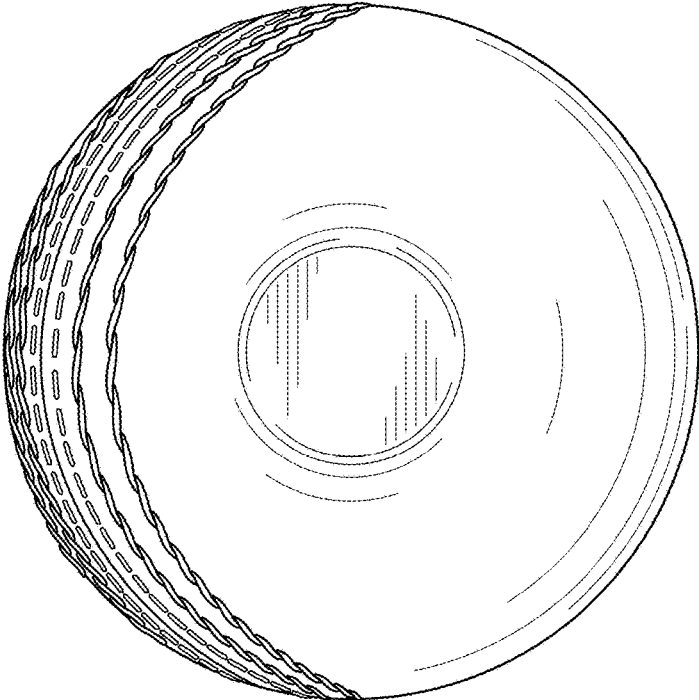


FIG. 21