

(19)



(11)

EP 2 976 055 B1

(12)

EUROPEAN PATENT SPECIFICATION

(45) Date of publication and mention of the grant of the patent:
22.07.2020 Bulletin 2020/30

(51) Int Cl.:
A61F 13/49 ^(2006.01) **A61F 13/496** ^(2006.01)
A61F 13/64 ^(2006.01)

(21) Application number: **14723595.6**

(86) International application number:
PCT/US2014/031385

(22) Date of filing: **21.03.2014**

(87) International publication number:
WO 2014/153485 (25.09.2014 Gazette 2014/39)

(54) DISPOSABLE ABSORBENT ARTICLES

SAUGFÄHIGE EINWEGARTIKEL

ARTICLES ABSORBANTS JETABLES

(84) Designated Contracting States:
AL AT BE BG CH CY CZ DE DK EE ES FI FR GB GR HR HU IE IS IT LI LT LU LV MC MK MT NL NO PL PT RO RS SE SI SK SM TR

- **MAGEE, Luke, Robinson**
Cincinnati, Ohio 45202 (US)

(30) Priority: **22.03.2013 US 201361804271 P**

(74) Representative: **P&G Patent Germany**
Procter & Gamble Service GmbH
Sulzbacher Straße 40
65824 Schwalbach am Taunus (DE)

(43) Date of publication of application:
27.01.2016 Bulletin 2016/04

(56) References cited:
EP-A1- 1 197 195 **WO-A1-00/02511**
WO-A1-2007/144838 **WO-A2-2013/173261**
US-A1- 2006 173 435

(73) Proprietor: **The Procter & Gamble Company**
Cincinnati, OH 45202 (US)

(72) Inventors:
• **HASSE, Margaret, Henderson**
Wyoming, Ohio 45215 (US)

EP 2 976 055 B1

Note: Within nine months of the publication of the mention of the grant of the European patent in the European Patent Bulletin, any person may give notice to the European Patent Office of opposition to that patent, in accordance with the Implementing Regulations. Notice of opposition shall not be deemed to have been filed until the opposition fee has been paid. (Art. 99(1) European Patent Convention).

Description

FIELD OF THE INVENTION

5 **[0001]** The present invention relates to disposable absorbent articles comprising linear elastics in the crotch region.

BACKGROUND OF THE INVENTION

10 **[0002]** Many adult incontinence products comprise elastic strands as the stretch engine in the waist region, where the strands are laminated between a single outer cover nonwoven and two discrete inner nonwoven belts. While most of the strands are parallel and run in the lateral direction in the waist regions of these products. Curved elastics often follow the leg cutout in the crotch region and the waist regions adjacent to the crotch region. Curving the elastics, however can be complicated and can slow the production of these products. Applicants disclose a design below that provides a full outer cover nonwoven without the need to include curved elastics. In fact, Applicants provide for straight elastics that extend into the crotch from both the front and rear waist regions, thus providing for articles that are simpler to make and that provide for increased coverage (especially in the rear) and that fit a broad range of consumers.

15 **[0003]** Applicants have also disclosed the combination of leg cutouts that provide for improved fit and coverage in combination with Applicants' disclosed elastic profile. And, further, Applicants have disclosed embodiments that may add leg cuffs to the center chassis to further improve protection against leaks.

20 **[0004]** EP1197195A1 discloses a disposable pull-on garment including each of front and rear waist-encircling regions R1, R3 which has a first elasticized zone E1 and a second elasticized zone E2 extending in a waist-encircling direction. Auxiliary elastic members 8 include plural lines of first auxiliary elastic members 8a extending in the waist-encircling direction in the first elasticized zone E1, and plural lines of second auxiliary elastic members 8b extending in the waist-encircling direction in the second elasticized zone E2.

25 **[0005]** WO 2007/144838 refers to a disposable pull-on garment having a front region, a crotch region, and a back region, the front region and the back region being joined at seams to form a waist opening and leg openings. The pull-on garment comprises a main portion, a side portion, and a waist portion. The side portion is disposed transversely outboard of the main portion. The side portion is elasticized to provide elasticity and comprising a side elastic material to contract and gather at least a portion of the side portion. The waist portion is elasticized to provide elasticity and comprising a waist elastic material to contract and gather at least a portion of the waist portion.

30 **[0006]** WO 00/02511A1 is concerned with a disposable underpant having an absorbent core disposed within the front, central, and back sections of the disposable underpant such that the length of the absorbent core in the back section of the disposable underpant divided by the length of the absorbent core in the front and central sections of the disposable underpant is less than 0.155.

35 **[0007]** US 2006/173435A1 discloses a wearing article including a flexible chassis and a semi-rigid absorbent panel laid on inner surface of the chassis.

BRIEF DESCRIPTION OF THE DRAWINGS

40 **[0008]** While the specification concludes with claims particularly pointing out and distinctly claiming the subject matter which is regarded as forming the present invention, it is believed that the invention will be better understood from the following description which is taken in conjunction with the accompanying drawings in which like designations are used to designate substantially identical elements, and in which:

45 FIG. 1 is a perspective view of an exemplary disposable pull-on garment in a typical in-use configuration;
 FIG. 2 is a perspective view of an exemplary disposable pull-on garment in a typical in-use configuration;
 FIG. 3 is a plan view of the pull-on garment in its flat uncontracted condition showing the inner surface;
 FIG. 4A is a schematic cross section view of a first embodiment taken along line 4-4 in Figure 3 of an exemplary disposable pull-on garment;
 50 FIG. 4B is a schematic cross section view of a second embodiment taken along line 4-4 in Figure 3 of an exemplary disposable pull-on garment;
 FIG. 4C is a schematic cross section view of a third embodiment taken along line 4-4 in Figure 3 of an exemplary disposable pull-on garment;
 FIG. 4D is a schematic cross section view of a fourth embodiment taken along line 4-4 in Figure 3 of an exemplary disposable pull-on garment;
 55 FIG. 4E is a schematic cross section view of a sixth embodiment taken along line 4-4 in FIG. 3 of an exemplary disposable pull-on garment;
 FIG. 4F is a schematic cross section view of a seventh embodiment taken along line 4-4 in FIG. 3 of an exemplary

disposable pull-on garment;

FIG. 4G is a schematic cross section view of an eight embodiment taken along line 4-4 in FIG. 3 of an exemplary disposable pull-on garment;

FIG. 5A is a schematic cross section view taken along line 5-5 in FIG. 3 of an example of a folded outer leg cuff suitable in one embodiment of the invention;

FIG. 5B is a schematic cross section view taken along line 5-5 in FIG. 3 of an alternative embodiment example of a folded leg cuff suitable in one embodiment of the invention;

FIG. 6 is a plan view of the pull-on garment of Fig. 4D in its flat uncontracted condition showing the inner surface.

Figs. 4A, 4B and 4E to 4G do not show embodiments within the scope of the present invention.

DETAILED DESCRIPTION OF THE INVENTION

[0009] As used herein, the term "pull-on garment" refers to articles of wear which have a defined waist opening and a pair of leg openings and which are pulled onto the body of the wearer by inserting the legs into the leg openings and pulling the article up over the waist. The term "disposable" is used herein to describe garments which are not intended to be laundered or otherwise restored or reused as a garment (i.e., they are intended to be discarded after a single use and to be recycled, composted or otherwise disposed of in an environmentally compatible manner). The pull-on garment may be "absorbent" such that it absorbs and contains the various exudates discharged from the body.

[0010] As used herein, the term "absorbent article" refers to pull-on garments generally worn by infants and other incontinent individuals to absorb and contain urine, feces and/or menses. It should be understood, however, that the term absorbent article is also applicable to other garments such as training pants, incontinent briefs, feminine hygiene garments or panties, and the like.

[0011] As used herein, the terms "elastic," "elastomer," and "elastomeric" refer to a material which generally is able to extend to a strain of at least 50% without breaking or rupturing, and is able to recover substantially to its original dimensions, accounting for set, after the deforming force has been removed.

[0012] As used herein, the term "joined" encompasses configurations whereby an element is directly secured to another element by affixing the element directly to the other element, and configurations whereby an element is indirectly secured to another element by affixing the element to intermediate member(s) which in turn are affixed to the other element.

[0013] Figure 1 is a perspective view of the absorbent article 20. Figure 2 is a perspective view of the absorbent article 20. The absorbent article 20 has a longitudinal centerline L1 and a transverse centerline T1 (refer to Figure 3 as well). The absorbent article 20 has an outer surface 22, an inner surface 24 opposed to the outer surface 22, a front region 26, a back region 28, a crotch region 30, and seams 32 which join the front region 26 and the back region 28 to form two leg openings 34 and a waist opening 36. Also referring to Figures 1-3, the absorbent article 20 comprises a main portion 1, a side portion 2, and a waist portion 3.

[0014] In the embodiment shown in Figures 1 and 3, the absorbent article 20 comprises an absorbent main body 38 (hereinafter may be referred to as "main body" or "central chassis") to cover the crotch region of the wearer and a belt 40 extending transversely about the waist opening 36. The absorbent article 20 may also comprise an outer cover layer 42 to cover the main body 38. The belt 40 defines the waist opening 36. The belt 40, the main body 38 and/or the outer cover layer 42 jointly define the leg opening 34. As shown in Fig. 3 and Fig. 6, the portions of the belts making up leg openings 34 may be shaped. In the Fig. 3 embodiment, the front belt 84 may be concave and the rear belt may have a convex portion. Alternatively, both the front and rear belts may be concave or both may be convex. Also alternatively, the front belt may be convex and the rear belt may be concave. While Fig. 3 illustrates discrete first belt layers 83, Fig. 6 illustrates a full outer cover nonwoven first belt layer 82. In Fig. 6, the leg cutout also cuts through the second belt layers 83a and b.

[0015] In the embodiment shown in Figure 2 the absorbent article 20 comprises an absorbent main body 38 to cover the crotch region of the wearer and a belt 40 extending transversely about the waist opening 36. The absorbent article 20 may also comprise an outer cover layer 42 to cover the main body 38. The belt 40 defines the waist opening 36. The belt 40, the main body 38 and/or the outer cover layer 42 jointly define the leg opening 34. One or more of the belt layers may extend from a first waist edge 134 in a first waist region 26 through the crotch region to a longitudinally opposing second waist edge 138 in a second waist region 28 and may form a portion or the whole of the outer surface of the absorbent article 20.

[0016] The absorbent main body 38 absorbs and contains body exudates disposed on the main body 38. In the embodiment shown in Figure 3, the main body 38 has a generally rectangular shape having a longitudinal centerline L1, a transverse centerline T1, left and right longitudinally extending side edges 48 (hereinafter may be referred to as "longitudinal side edge") and front and back transversely extending end edges 50 (hereinafter may be referred to as "transverse end edge"). The main body 38 also has waist panels (i.e., a front waist panel 52 positioned in the front waist region 26 of the absorbent article 20 and a back waist panel 54 positioned in the back waist region 28) and a crotch

panel 56 in the crotch region 30 between the front and back waist panels 52, 54.

[0017] In the embodiment shown in Figure 4A and 4B (not within the scope of the present invention), the absorbent articles 20 may comprise front and rear belts 84, 86 intended to encircle at least a portion of the waist of the wearer, the front and rear belt portions 84, 86 being connected by a main body 38 forming the crotch region 30 of the absorbent article 20. The front and rear belts 84 and 86 may be formed from a first belt layer forming a portion of the outer surface 22 of the absorbent article, the first belt layer 82 may be formed of two longitudinally spaced webs of material. The front and rear belts 84 and 86 may also comprise a second belt layer 83 forming a portion of the inner surface 24 of the absorbent article 20, the second belt layer 83 may also be formed of two longitudinally spaced webs of material. The second belt layer may also be discontinuous and spaced apart in a transverse direction. The first and second belt layers 82, 83 may be formed of substantially the same material or may comprise different materials. The first and second belt layers 82, 83 may be formed from nonwovens, films, foams, elastic nonwoven, or combinations thereof. The front and rear belts 84, 86 may also comprise an elastomeric material disposed between the first and second belt layers 82, 83. The elastomeric material may comprise one or more elastic strands, elastomeric films, elastomeric ribbons, elastomeric nonwovens, elastomeric filaments, elastomeric adhesives, elastomeric foams, scrims or combinations thereof. A portion of the elastomeric material may be directly combined with the outer cover layer. The main body 38 (also referred to as a central chassis) of the absorbent article may comprise an outer surface 22, backsheet 60, an inner surface 24, topsheet 58, and an absorbent core 62 disposed between the topsheet 58 and the backsheet 60. The backsheet may be formed of a nonwoven material, woven material, films or laminates comprising a combination of one or more of these materials. In one embodiment the backsheet is a film and nonwoven laminate wherein the nonwoven of the laminate is the outer cover layer. In addition, the main body 38 may comprise elasticized barrier leg cuffs 64 disposed at or adjacent the side edges of the main body. The front and rear belts 84, 86 may overlap at least a portion of the main body and one or both of the belt portions may be disposed on the outer surface of the main body or alternatively on the inner surface of the main body. A portion of the second belt layer and/or a portion of the first belt layer may be directly attached to the outer cover layer. Alternatively, the front belt and rear belt 84, 86 may comprise longitudinally spaced webs of material forming a first surface of the belt wherein the webs are folded along the waist edge, or alternatively the leg opening edge, of the belt to wrap the elastomeric material and form at least a portion of the second surface of the belt. In other words, at least a portion of the inner surface and outer surface of each of the belt portions may be formed from a single web of material.

[0018] In the embodiment shown in Figure 4C and 4D, the absorbent articles 20 comprise front and rear extensible belts 84, 86 disposed in the front and rear waist regions 26, 28 respectively and intended to encircle at least a portion of the waist of the wearer, the front and rear belts 84, 86 may be connected by the main body that forms the crotch region 30 of the article. The first and second belt are formed from a first belt layer 82 (e.g., a "full outer cover nonwoven" or an "outer cover web") extending from a first waist edge 134 in a first waist region 26 through the crotch region to a longitudinally opposing second waist edge 138 in a second waist region 28 and forming a portion of the outer surface of the absorbent article 20. The front and rear belts 84, 86 also may comprise a second belt layer 83a and b (e.g., an "inner belt web") forming a portion of the inner surface 24 of the absorbent article, the second belt layer being formed of two longitudinally spaced webs of material. The first and second belt portions may also comprise an elastomeric material 200 (e.g., "elastic elements" or "elastics") disposed between the first and second belt layers. The elastomeric material may comprise elastic strands, elastomeric films, elastomeric ribbons, elastomeric nonwovens, elastomeric filaments, elastomeric adhesives, elastomeric foams, scrims or combinations thereof. The main body 38 ("central or center chassis") of the absorbent article may comprise an outer surface 22, backsheet 60, an inner surface 24, topsheet 58, and an absorbent core 62 disposed between the topsheet 58 and the backsheet 60. The first belt layer may form a portion of the outer surface 22. In addition, the main body may comprise elasticized barrier leg cuffs 64 disposed at or adjacent the side edges of the main body. The second belt layer may overlap at least a portion of the main body and one or both of the second belt layer webs may form the outer surface of the first belt layer or alternatively the inner surface of the first belt layer. Alternatively, the front portion and/or the rear portion of the first belt layer 82 may be folded along the waist edge of the belt region to wrap the elastomeric material and form a portion of the second belt layer of one or both of the front and rear belt portions 84, 86. In other words, the inner surface and outer surface of each of the belt portions may be formed from a single web of material. Figure 6 is plan view of the embodiment consistent with Figure 4D.

[0019] As can be seen in Figure 6, the elastics 200 in the front and/or rear regions 26, 28 extend into the crotch region 30 (that is, the first plurality of elastics 216 and the second plurality of elastics 217 are disposed in the front and/or rear regions 26, 28, as well as the crotch region). The front and crotch regions 26, 30 are separated by a first axis 202 struck between a leg end edge 204a of the first side seam 32a to a leg end edge 204a of the second side seam 32b, along the first belt layer 82, the first axis 202 defining the transition between the front region 26 and the crotch region 30. Further, the rear and crotch regions 28, 30 are separated by a second axis 206 struck between a leg end edge 204c of the first side seam 32a to a leg end edge 204d of the second side seam 32b, along the second belt layer 83, the second axis 206 defining the transition between the rear region 28 and the crotch region 30. It should be understood that the seams are opened and the article is laid flat such that 32a-d indicate where the seam is formed when the front and back belts

are joined together.

[0020] Figure 6 also illustrates that a majority of the elastics 200 may not overlap the center chassis 38. It may be desirable that none of the elastics 200 overlap the center chassis 38. In the embodiment illustrated in Figure 6, only one or two overlap the end edges of the center chassis 38. It may also be desirable to overlap a portion of the center chassis 38, excluding the absorbent core 62.

[0021] One way to keep elastics from overlapping the absorbent core is to sever an unglued area of the elastics prior to placing the absorbent core onto the belts. The elastics can then snap back to a section of glued elastics (e.g., 210).

[0022] In the embodiment shown in Figure 4E and 4F, (not within the scope of the present invention) the absorbent articles 20 may comprise a full outer cover layer 42, extending from a front waist edge 134 in a first waist region 26, through the crotch region to the longitudinally opposing rear waist edge 138 in a second waist region 28. The article may also comprise front and rear belts 84, 86 intended to encircle the waist of the wearer, the front and rear belts 84, 86 being connected to the outer cover layer 42 and/or the main body 38 of the absorbent article 20. The first and second belts are formed from a first belt layer forming a portion of the outer surface of the belt, the first belt layer being formed of two longitudinally spaced webs of material. The first and second belt portions also comprise a second belt layer forming a portion of the inner surface of the absorbent article, the second belt layer also being formed of two longitudinally spaced webs of material. The first and second belt layers may be formed of substantially the same material or may comprise different materials. The first and second belt layers may be formed from nonwovens, films, foams or combinations thereof. The first and second belts may also comprise an elastomeric material disposed between the first and second belt layers. The elastomeric material may comprise elastic strands, elastomeric films, elastomeric ribbons, elastomeric nonwovens, elastomeric filaments, elastomeric adhesives, elastomeric foams, scrims or combinations thereof. The first and second belts may be disposed on the interior surface of the outer cover layer. Alternatively, the first and second belts may be disposed on the outer surface of the outer cover layer. In such an embodiment the outer cover layer would form a portion of the inner surface of the article in the waist regions and the first belt layer would form a portion of the outer surface of the article. The second belt layer when present may be disposed between the first belt layer and the outer cover layer. The main body 38 of the absorbent article 20 may comprise an outer surface 22, backsheet 60, an inner surface 24, topsheet 58, and an absorbent core 62 disposed between the topsheet 58 and the backsheet 60. In addition, the main body 38 may comprise elasticized barrier leg cuffs 64 disposed at or adjacent the side edges of the main body 38. One or both of the front and rear belts 84, 86 may overlap at least a portion of the main body 38 and one or both of the belts may be disposed on the outer surface of the main body 38 or alternatively on the inner surface of the main body 38. One or both of the front and rear belts 84, 86 may be disposed on the interior surface of the outer cover layer or alternatively one or both of the belts may be disposed on the exterior surface of the outer cover layer. One or both of the front belt and rear belt 84, 86 may comprise longitudinally spaced webs of material forming a first surface of the belt wherein the webs are folded along the waist edge 36 of the belt to wrap the elastomeric material and form at least a portion of the second surface of the belt. In other words, a portion or the entirety of the inner surface and outer surface of one or both of the belt portions may be formed from a single web of material. The rugosities, wrinkles, folds in one or both of the front and rear belts may have a different configuration, size, orientation, shape, etc. than that of the outer cover layer.

[0023] In the embodiment shown in Figure 4G, (not within the scope of the present invention) the absorbent articles 20 may comprise front and rear belts 84, 86 intended to encircle at least a portion of the waist of the wearer, the front and rear belts 84, 86 being connected to a main body 38 forming a portion of the crotch region 30 of the absorbent article 20. The front and rear belts 84, 86 are formed from a first belt layer 82 forming a portion of the outer surface of the absorbent article. The front and rear belt portions 84, 86 also comprise a second belt layer 83 forming a portion of the inner surface 24 of the absorbent article 20. The second belt layer may be laterally discontinuous and spaced apart in a transverse direction. The first and second belt layers 82, 83 may be formed of substantially the same material or may comprise different materials. The first and second belt layers 82, 83 may be formed from nonwovens, films, foams or combinations thereof. The front and rear belt portions 84, 86 may also comprise an elastomeric material disposed between the first and second belt layers 82, 83. The elastomeric material may comprise elastic strands, elastomeric films, elastomeric ribbons, elastomeric nonwovens, elastomeric filaments, elastomeric adhesives, elastomeric foams, scrims or combinations thereof. A portion of the elastomeric material may be directly combined with the outer cover layer. The main body 38 of the absorbent article may comprise an outer surface 22, backsheet 60, an inner surface 24, topsheet 58, and an absorbent core 62 disposed between the topsheet 58 and the backsheet 60. In certain embodiments the backsheet may be a nonwoven and film laminate wherein the nonwoven is formed by the outer cover layer. In addition, the main body 38 may comprise elasticized barrier leg cuffs 64 disposed at or adjacent the side edges of the main body 38. The front and rear belts 84, 86 overlap at least a portion of the main body 38 and one or both of the belts may be disposed on the outer surface of the main body 38. A portion of the second belt layer and/or a portion of the first belt layer may be directly attached to the outer cover layer. The front and rear belts 84, 86 are formed from a first belt layer extending from a first waist edge 134 in a first waist region 26 through the crotch region to a second waist edge 138 in a second waist region 28 and forming a portion of the outer surface of the absorbent article 20. The front and

rear belts 84, 86 also comprise a second belt layer. The first and second belt layers may be formed of substantially the same material or may comprise different materials. The first and second belt layers may be formed from nonwovens, films, foams, woven materials or combinations thereof. The front and rear belt portions 84, 86 comprise an elastomeric material disposed between the first and second belt layers in both of the first and second waist regions 26, 28. The elastomeric material may comprise elastic strands, elastomeric films, elastomeric ribbons, elastomeric nonwovens, elastomeric filaments, elastomeric adhesives, elastomeric foams, scrim or combinations thereof. The main body 38 of the absorbent article 20 may comprise an outer surface 22, backsheet 60, an inner surface 24, topsheet 58, and an absorbent core 62 disposed between the topsheet 58 and the backsheet 60. One or both of the first and second belt layers may form a portion of the outer surface 22. In addition, the main body 38 may comprise elasticized barrier leg cuffs 64 disposed at or adjacent the side edges of the main body 38. A portion of one or both of the front and rear belts 84, 86 may overlap at least a portion of the main body 38. Alternatively, the front belt portion and rear belts 84, 86 may comprise a belt layer forming a first surface of the belt portion wherein the belt layer may be folded along the waist edge of the belt portion to wrap the elastomeric material and overlap a portion of the opposing belt layer. In other words, a portion of the inner surface and a portion of the outer surface of each of the belt portions may be formed from a single web of material.

[0024] A portion or the whole of the main body 38 may be made extensible to a degree greater than the inherent extensibility of the material or materials from which the main body 38 is made, e.g., the backsheet 60. The additional extensibility may be desirable in order to allow the main body 38 to conform to the body of a wearer during movement by the wearer and or to provide adequate body coverage. The additional extensibility may also be desirable, for example, in order to allow the user of a absorbent article including a main body 38 having a particular size before extension to extend the front waist region 26, the back waist region 28, or both waist regions of the main body 38 to provide additional body coverage for wearers of differing size, i.e., to tailor the article to the individual wearer. Such extension of the waist region or regions may give the main body 38 a generally hourglass shape, so long as the crotch region is extended to a relatively lesser degree than the waist region or regions, and may impart a tailored appearance to the article when it is worn. In addition, the additional extensibility may be desirable in order to minimize the cost of the article 10. For example, an amount of material that would otherwise be sufficient only to make a relatively smaller article lacking this extensibility can be used to make an article capable of being extended to adequately cover a wearer that is larger than the unextended smaller absorbent article would fit.

[0025] A portion of the main body 38, for example a portion of the chassis in one or both of the waist regions 26, 28 may be made laterally extensible to a maximum extensibility greater than a maximum extensibility of another portion of the main body 38 in the crotch region such that a lateral extension of each of the portions to its maximum extensibility imparts an hourglass shape to the main body 38. In one embodiment, the portion of the main body 38 underlying and/or immediately adjacent one or both of the front and back extensible belts may be made laterally extensible to a maximum extensibility greater than a maximum extensibility of another portion of the main body 38, for example the crotch region, such that a lateral extension of each of the portions to its maximum extensibility facilitates application of the absorbent article onto the body of a wearer by enabling the waist regions to be extended to fit over the wearer's hips and in addition, opening and orienting the leg openings enabling the wearer to place the legs through the openings more effectively.

[0026] Additional lateral extensibility in the main body 38 may be provided in a variety of ways. For example, a material or materials from which the main body 38 is made may be pleated by any of many known methods. Alternatively, all or a portion of the main body 38 may be made of a formed web material or a formed laminate of web materials like those described in U.S. Patent No. 5,518,801 issued on 21 May 1996 in the name of Chappell et al. This formed web material includes distinct laterally extending regions in which the original material has been altered by embossing or another method of deformation to create a pattern of generally longitudinally oriented alternating ridges and valleys and also includes laterally extending unaltered regions between the laterally extending altered regions. The formed web material can be extended in a direction perpendicular to the ridges up to the point where the ridges and valleys flatten with substantially less force than is required to extend beyond that point. In addition to lateral extensibility, the creation of a formed laminate web as described above provides a main body 38 backsheet with improved texture and cloth-like appearance and feel. The deformation creates a cloth-like pattern in the film and increases the loft of the nonwoven in multi-layer film and nonwoven laminate backsheets.

[0027] Alternatively, a portion of the absorbent article can be ring-rolled and thus rendered highly extensible as described in U.S. Pat. No. 5,366,782 (issued Nov. 22, 1994 to Curro, et al). Specifically, a ring-rolling apparatus includes opposing rolls having intermeshing teeth that incrementally stretch and thereby plastically deform the material forming the absorbent article (or a portion thereof) thereby rendering the article extensible in the ring-rolled regions. In one embodiment, the absorbent article can be ring-rolled in a portion of at least one of the front or back waist regions, for example the portion of the main body 38 underlying and/or immediately adjacent one or both of the front and back belts 84, 86, while other regions may comprise a structured elastic-like formed web material. The article may be ring-rolled across the entire width in one or both of the waist regions or alternatively may be ring-rolled over only a portion of the main body 38 width or over only a portion of one or both of the belts.

[0028] The front laterally central portion and the back laterally central portion of the main body 38 may have a different range of extensibility from other portions of the main body 38. Additionally or alternatively, the laterally central portions may be extensible to a greater or lesser degree when subjected to a given level of opposing tensile forces, *i.e.*, may be more easily or less easily extensible, than other portions of the main body 38.

[0029] The main body 38 may comprise a liquid pervious topsheet 58, a liquid impervious backsheet 60 and an absorbent core 62 disposed therebetween. The main body 38 may additionally comprise a barrier leg cuff 64 disposed along the longitudinal side edge 48. The barrier leg cuff 64 provides improved containment of liquids and other body exudates in the crotch region 30. The barrier leg cuff 64 shown in Figure 5 comprises a single layer of material which may be folded to form a barrier leg cuff having two layers. The barrier leg cuff 64 extends from the side of the main body at or adjacent the longitudinal side edge 48 toward the longitudinal centerline L2. The barrier leg cuff may be folded along the folding line 66 back toward the longitudinal side edge 48. The barrier leg cuff 64 may have a first barrier cuff elastic material 72 adjacent to the distal portion 68 and a second barrier cuff elastic material 73 adjacent to the proximal portion 70 of the barrier leg cuff 64. The proximal portion 70 of the barrier leg cuff 64 may be joined to the backsheet 60 adjacent to the longitudinal side edge 48. The portion of the barrier leg cuff 64 along the folding line 66 and the distal portion 68 may be free from attachment to any portion of the main body 38 in the crotch region 30 such that the barrier leg cuff 64 stands up toward the wearer's body. The transverse end 74 of the barrier leg cuff 64 may be joined to the topsheet 58 at or adjacent the longitudinally opposing ends of the leg cuff by an attachment means which may be any known means such as an adhesive, heat bond, pressure bond or the like as shown in Fig. 5A. Examples of acceptable cuffs 64 are disclosed in U.S.S.N. 13/457,521, filed April 27, 2012, including the configurations disclosed by Figures 8a-t. For, instance, as illustrated in Fig. 5B, the barrier leg cuff may be a two-piece cuff. And, the cuff 64 may be joined to the backsheet with a no leak bead 215 that runs along the entire longitudinal length of the cuff and/or the backsheet film 60.

[0030] The liquid pervious topsheet 58 may be positioned adjacent the body-facing surface of the absorbent core 62 and may be joined thereto and/or to the backsheet 60 by any attachment means known in the art. The liquid impervious backsheet 60 is generally that portion of the absorbent article 20 positioned adjacent the garment-facing surface of the absorbent core 62 and prevents the exudates absorbed and contained therein from soiling articles that may contact the absorbent article 20. The absorbent core is positioned between the topsheet 58 and the backsheet 60 and absorbs and retains liquids such as urine and other certain body exudates.

[0031] The topsheet 58, the backsheet 60 and the absorbent core may be manufactured any known materials. Suitable topsheet materials may include porous foams; reticulated foams; apertured plastic films; or woven or nonwoven webs of natural fibers (e.g., wood or cotton fibers), synthetic fibers (e.g., polyester or polypropylene fibers), or a combination of natural and synthetic fibers. Suitable backsheet materials may include breathable materials that permit vapors to escape from the diaper while still preventing exudates from passing through the backsheet.

[0032] A suitable absorbent core for use in the absorbent article 20 may comprise any absorbent material which is generally compressible, conformable, non-irritating to the wearer's skin, and capable of absorbing and retaining liquids such as urine and other certain body exudates. In addition, the configuration and construction of the absorbent core may also be varied (e.g., the absorbent core(s) or other absorbent structure(s) may have varying caliper zones, hydrophilic gradient(s), a superabsorbent gradient(s), or lower average density and lower average basis weight acquisition zones; or may comprise one or more layers or structures). In some embodiments, the absorbent core may comprise a fluid acquisition component, a fluid distribution component, and a fluid storage component. An example of a suitable absorbent core having a fluid acquisition component, a fluid distribution component, and a fluid storage component is described in U.S. Pat. No. 6,590,136. Examples of acceptable air felt free cores (*i.e.*, absorbent core systems having little or no air felt) are disclosed in U.S. Pat. Nos. 5,562,646, 7,750,203, 7,744,576 and U.S. Pub. Nos. 2008/0312617A1, 2008/0312619A1, and 2004/0097895A1.

[0033] The outer cover layer 42 may be disposed on the outer surface 22 of the absorbent article 20 and covers the crotch panel 56 of the absorbent main body 38. The outer cover layer 42 may extend into and cover the front waist panel 52 and the back waist panel 54 of the main body 38. The outer cover layer may form a portion of the backsheet and/or the main body. The outer cover layer 42 may be directly joined to and cover a portion or all of the liquid impervious backsheet 60 of the main body 38. The central panel 80 of the front and back belt 84, 86 may be joined to the front waist panel 52 and the back waist panel 54 of the main body 38 through the outer cover layer 42. Thus, the outer cover layer 42 is disposed between the front and back belt 84, 86 and the liquid impervious backsheet 60 of the main body 38. In one embodiment shown in Figures 2 and 4C, the outer cover layer 42 is coextensive with the liquid impervious backsheet 60. The leg elastic material 140 is disposed so as to extend generally longitudinally along the longitudinal side edge 48 of the main body 38. The leg elastic material 140 may be disposed at least in the crotch region 30 of the absorbent article 20 or may be disposed along the entirety of the longitudinal side edge 48.

[0034] The outer cover layer 42 may comprise a material separate from the material of the inner layer 83 and the outer layer 82 constituting the belt 40. The outer cover layer 42 may comprise two or more layers of materials. The outer cover layer 42 may comprise any known materials and may comprise materials used for the front and back belt 84, 86 as explained above. The outer cover layer 42 may comprise a single layer of nonwoven web of synthetic fibers. The outer

cover layer 42 may comprise a single layer of hydrophobic, non-stretchable nonwoven material. The outer cover layer may comprise a film, a foam, a nonwoven, a woven material or the like and/or combinations thereof such as a laminate of a film and a nonwoven.

5 [0035] The belt 40 may comprise a front belt 84 and a back belt 86 (hereinafter may be referred to as "front and back belt 84, 86) and has a ring-like configuration by permanently or refastenably connecting the front belt 84 and the back belt 86 at the seams 32 or by permanently or refastenably connecting the front and/or back belt to the main body 38. Articles of the present disclosure may have refastenable elements, configurations, and methods of making as disclosed in U.S.S.N.s 61/787,416, filed on March 15, 2013, as well as U.S.S.N. 61/787,332, filed on March 15, 2013.

10 [0036] The belt 40 may be ring-like and elastic. The ring-like elastic belt 40 extends transversely about the waist opening 36 of the absorbent article 20 and acts to dynamically create fitment forces and to distribute the forces dynamically generated during wear. Applicants have found that improved fit can be created by controlling the distance between, linear density, and and the pre-strain of the elastomeric material in relation to each other and to the openings for the body. This may occur by choosing different materials throughout the belt 40 that exhibit desired properties. The different materials are combined at specific distances, linear densities, and prestrains to create a belt 40 that acts to dynamically create fitment forces. Particularly, the articles of this disclosure may have the characteristics of the articles of Examples 1-4 as disclosed in U.S.S.N. 13/764,990, filed February 12, 2013. Articles of the present disclosure may also have the same stress, strain and spacing of its elastics as disclosed in U.S.S.N. 13/764,990 and/or as disclosed in U.S. Serial No. 61/598,012, filed February 13, 2012. Articles of the present disclosure may also have the same elastic sections and force zones disclosed in U.S.S.N. 13/764,990.

20 [0037] The front belt 84 may comprise 5 to 50 elastic strands. The front belt 84 may comprise 10 to 20 elastic strands. The back belt 86 may comprise 5 to 50 elastic strands. The back belt 86 may comprise 10 to 20 elastic strands. The elastic strands are distributed amongst the different force zones. Elastic strands may be distributed evenly amongst the force zones. Elastic strands may also be distributed unevenly amongst the different force zones. Each force zone comprises at least one elastic strand.

25 [0038] The elastic strands may have a linear density between 200 to 2500. Linear density is the density of the elastic fibers in the elastic strand. The most commonly used unit for the linear density is the decitex, abbreviated **dtex**, which is the mass in grams per 10,000 meters. The linear density may be used to change the force profile. For example, one could reach a desired force profile by selecting the linear density of a single elastic strand, combining multiple elastic strands with a smaller linear density in close proximity to each other, and/or combining with other elastomeric materials.

30 [0039] The elastic strands may have an elastic pre-strain. The elastic pre-strain is the percent of length increase in an elastic strand or plurality of elastic strands at the point of combining the elastic(s) with the first and/or second belt layers. For example a strand with a free length of 15 centimeters (cm) may have a load applied such that the 15 cm elastic strand is now 18 cm long. This length increase of 3 cm is 20% of 15 cm (3/15), or a 20% strain. The elastic pre-strain may be used to change the force profile of a single elastic strand or a plurality of elastic strands. Force profiles may also be changed by changing the linear density in conjunction with the elastic pre-strain of one or more elastic strands.

35 [0040] The number of elastic strands in each zone may be changed according to the placement of the absorbent core. Applicants have found that the use of thinner absorbent cores may lead to a need in increased elastic force to compensate for the change in article thickness. The force profile must be adjusted depending on the location and thickness of the absorbent core. This particularly affects the second elastic section and third elastic section.

40 [0041] It may be desirable to use the hot air seaming processes, as well as the article forming processes disclosed in U.S. Pat. No. 6,248,195

TEST METHODS SECTION

45 Test equipment/environment

[0042] A suitable tensile tester such as an MTS Alliance with MTS Testworks version 4.0 or equivalent instrument is used. The tester is equipped with flat clamps that are capable of holding at least the entire transverse length of the side seam should be used. The instrument is calibrated according to the manufacturer's specification. Testing is performed at 23°C ± 2°C and 50% ± 2% relative humidity.

Sample prep

55 [0043] The side seams of the product are broken to separate the front belt from the back belt. The respective force zones (as described in the Detailed Description of the Invention) are cut away from these belts. Each separated section of the front and back belt will be referred to as a "test sample" herein. All material layers, including the chassis components, should be kept with the test sample. All cut lines are straight, parallel to the transverse direction of the absorbent article. Each test sample needs to have at least one elastomeric material. The widths (a dimension in the longitudinal direction

of the absorbent article) of the respective zones are measured.

[0044] The length of the test sample is determined. The length measures in the transverse direction of the absorbent article a distance from one end to the other end of a test sample in a fully stretched condition. The fully stretched condition is the condition where the test sample is stretched by the force of 0.1 N/mm multiplied by the width of the test sample.

[0045] An adjusted test sample length is defined such that the length of a test sample minus the combined length of any material in the upper and lower clamps. Thus, if a test sample is mounted in the clamp so that 10 mm at each end is held in the clamps, then the adjusted belt length is the measured belt length minus 20 mm.

[0046] The test samples are kept unstretched at least for 10 min before the test.

Test

[0047] For each test sample, the initial gauge length of the tensile tester is set to allow the test sample to be mounted in a relaxed state. The load cell is zeroed to offset the sample weight.

[0048] The test sample is stretched in the transverse direction of the absorbent article at a rate of 254 mm/min, and a load (N) is measured within 5 sec after the test sample reaches at 65% of the adjusted test sample length. The transverse force is calculated for each of the force zones according to an equation:

$$\text{A transverse force (N/mm) of a test sample} = \text{Measured value (N)} / \text{width of the force zone (mm)}$$

Claims

1. An absorbent article (20) comprising a front region (26), a crotch region (30), and a back region (28), the absorbent article (20) comprising front and rear belts (84, 86) comprising:

a second belt layer formed of two longitudinally spaced webs of material, the webs of material being a first inner belt web (83a);

a second inner belt web (83b);

the absorbent article (20) further comprising an outer cover web (82) extending from the front region to the back region;

a first plurality of elastics (216) disposed between the first inner belt web (83a) and the outer cover web (82);

a second plurality of elastics (217) disposed between the second inner belt web (83b) and the outer cover web (82);

first and second laterally opposing side seams (32a, 32b) joining the first and second inner belt webs (83a, 83b) together, such that a waist opening (36) and first and second leg openings (34) are formed;

each of the laterally side seams (32a, 32b) comprising a waist end edge (134, 138) and a leg end edge (204a, 204b, 204c, 204d);

a first axis (202) from the leg end edge (204a) of the first side seam (32a) to the leg end edge (204b) of the second side seam (32b), along the first inner belt, the first axis (202) defining the transition between the front region (26) and the crotch region (30);

a second axis (206) from the leg end edge (204c) of the first side seam (32a) to the leg end edge (204d) of the second side seam (32b), along the second inner belt, the second axis (206) defining the transition between the back region (28) and the crotch region (30);

wherein the second plurality of elastics (217) are disposed in the back and the crotch regions (28, 30);

wherein the second inner belt extends longitudinally from the back region into the crotch region (28, 30); and

wherein the first and second plurality of elastics (216, 217) consist of linear segments parallel with a transverse axis of the article.

2. The absorbent article (20) of claim 1, wherein the first plurality of elastics (216) are disposed in the front and the crotch regions (26, 30), and wherein the first inner belt extends longitudinally from the front region into the crotch region.

3. The absorbent article (20) according to any of the preceding claims, wherein at least some portions of the first inner belt web (83a) forming at least some portions of the first and second leg openings (34) are nonlinear.

4. The absorbent article (20) according to any of the preceding claims, wherein at least some portions of the first inner belt web (83a) forming at least some portions of the first and second leg openings (34) are convex.
- 5 5. The absorbent article (20) of claim 1-3, wherein at least some portions of the first inner belt web (83a) forming at least some portions of the first and second leg openings (34) are concave.
6. The absorbent article (20) according to any of the preceding claims, wherein at least some portions of the second inner belt web (83b) forming at least some portions of the first and second leg openings (34) are nonlinear.
- 10 7. The absorbent article (20) according to any of the preceding claims, wherein at least some portions of the second inner belt web (83b) forming at least some portions of the first and second leg openings (34) are convex.
8. The absorbent article (20) of claims 1-6, wherein at least some portions of the second inner belt web (83b) forming at least some portions of the first and second leg openings (34) are concave.
- 15 9. The absorbent article (20) according to any of the preceding claims, wherein at least some portions of the outer cover web (82) forming at least some portions of the first and second leg openings (34) are nonlinear.
- 20 10. The absorbent article (20) according to any of the preceding claims, wherein at least some portions of the outer cover web (82) forming at least some portions of the first and second leg openings (34) are convex.
11. The absorbent article (20) of claims 1-9, wherein at least some portions of the outer cover web (82) forming at least some portions of the first and second leg openings (34) are concave.
- 25 12. The absorbent article (20) according to any of the preceding claims, wherein the first plurality of elastics (216) are parallel.
13. The absorbent article (20) according to any of the preceding claims, wherein the first plurality of elastics (216) are parallel.
- 30 14. The absorbent article (20) of claim 2, wherein the first plurality of elastics (216) disposed in the crotch region (30) are parallel.
- 35 15. The absorbent article (20) according to any of the preceding claims, wherein the second plurality of elastics (217) disposed in the crotch region (30) are parallel.

Patentansprüche

- 40 1. Absorptionsartikel (20), umfassend einen vorderen Bereich (26), einen Schrittbereich (30) und einen hinteren Bereich (28), wobei der Absorptionsartikel (20) einen vorderen und hinteren Bund (84, 86) umfasst, umfassend:
- eine zweite Bundlage, die aus zwei in Längsrichtung beabstandeten Materialbahnen gebildet ist, wobei es sich bei den Materialbahnen um eine erste innere Bundbahn (83a) handelt;
- 45 eine zweite innere Bundbahn (83b);
wobei der Absorptionsartikel (20) ferner eine äußere Deckbahn (82) umfasst, die sich von dem vorderen Bereich zu dem hinteren Bereich erstreckt;
- eine erste Mehrzahl von Gummibändern (216), die zwischen der ersten inneren Gurtbahn (83a) und der äußeren Deckbahn (82) angeordnet ist;
- 50 eine zweite Mehrzahl von Gummibändern (217), die zwischen der zweiten inneren Bundbahn (83b) und der äußeren Deckbahn (82) angeordnet ist;
- eine erste und zweite seitlich gegenüberliegende Seitennaht (32a, 32b), die die erste und zweite innere Bundbahn (83a, 83b) miteinander verbinden, sodass eine Taillenöffnung (36) und eine erste und zweite Beinöffnung (34) gebildet werden;
- 55 wobei jede der seitlichen Seitennähte (32a, 32b) einen Taillenendrand (134, 138) und einen Beinendrand (204a, 204b, 204c, 204d) aufweist;
- eine erste Achse (202) von dem Beinendrand (204a) der ersten Seitennaht (32a) zum Beinendrand (204b) der zweiten Seitennaht (32b) entlang des ersten inneren Bunds, wobei die erste Achse (202) den Übergang zwischen

dem vorderen Bereich (26) und dem Schrittbereich (30) definiert;
eine zweite Achse (206) von dem Beinendrand (204c) der ersten Seitennaht (32a) zum Beinendrand (204d)
der zweiten Seitennaht (32b) entlang des zweiten inneren Bunds, wobei die zweite Achse (206) den Übergang
zwischen dem hinteren Bereich (28) und dem Schrittbereich (30) definiert;
wobei die zweite Mehrzahl von Gummibändern (217) im hinteren Bereich und im Schrittbereich (28, 30) ange-
ordnet ist;
wobei sich der zweite innere Bund in Längsrichtung vom hinteren Bereich in den Schrittbereich (28, 30) erstreckt;
und
wobei die erste und zweite Mehrzahl von Gummibändern (216, 217) aus linearen Segmenten parallel zu einer
Querachse des Artikels bestehen.

2. Absorptionsartikel (20) nach Anspruch 1, wobei die erste Mehrzahl von Gummibändern (216) im vorderen Bereich und im Schrittbereich (26, 30) angeordnet ist und wobei sich der erste innere Bund in Längsrichtung vom vorderen Bereich in den Schrittbereich erstreckt.
3. Absorptionsartikel (20) nach einem der vorstehenden Ansprüche, wobei mindestens einige Abschnitte der ersten inneren Bundbahn (83a), die mindestens einige Abschnitte der ersten und zweiten Beinöffnung (34) bilden, nichtlinear sind.
4. Absorptionsartikel (20) nach einem der vorstehenden Ansprüche, wobei mindestens einige Abschnitte der ersten inneren Bundbahn (83a), die mindestens einige Abschnitte der ersten und zweiten Beinöffnung (34) bilden, konvex sind.
5. Absorptionsartikel (20) nach Anspruch 1-3, wobei mindestens einige Abschnitte der ersten inneren Bundbahn (83a), die mindestens einige Abschnitte der ersten und zweiten Beinöffnung (34) bilden, konkav sind.
6. Absorptionsartikel (20) nach einem der vorstehenden Ansprüche, wobei mindestens einige Abschnitte der zweiten inneren Bundbahn (83b), die mindestens einige Abschnitte der ersten und zweiten Beinöffnung (34) bilden, nichtlinear sind.
7. Absorptionsartikel (20) nach einem der vorstehenden Ansprüche, wobei mindestens einige Abschnitte der zweiten inneren Bundbahn (83b), die mindestens einige Abschnitte der ersten und zweiten Beinöffnung (34) bilden, konvex sind.
8. Absorptionsartikel (20) nach den Ansprüchen 1-6, wobei mindestens einige Abschnitte der zweiten inneren Bundbahn (83b), die mindestens einige Abschnitte der ersten und zweiten Beinöffnung (34) bilden, konkav sind.
9. Absorptionsartikel (20) nach einem der vorstehenden Ansprüche, wobei mindestens einige Abschnitte der äußeren Deckbahn (82), die mindestens einige Abschnitte der ersten und zweiten Beinöffnung (34) bilden, nichtlinear sind.
10. Absorptionsartikel (20) nach einem der vorstehenden Ansprüche, wobei mindestens einige Abschnitte der äußeren Deckbahn (82), die mindestens einige Abschnitte der ersten und zweiten Beinöffnung (34) bilden, konvex sind.
11. Absorptionsartikel (20) nach den Ansprüchen 1-9, wobei mindestens einige Abschnitte der äußeren Deckbahn (82), die mindestens einige Abschnitte der ersten und zweiten Beinöffnung (34) bilden, konkav sind.
12. Absorptionsartikel (20) nach einem der vorstehenden Ansprüche, wobei die erste Mehrzahl von Gummibändern (216) parallel ist.
13. Absorptionsartikel (20) nach einem der vorstehenden Ansprüche, wobei die erste Mehrzahl von Gummibändern (216) parallel ist.
14. Absorptionsartikel (20) nach Anspruch 2, wobei die erste Mehrzahl von Gummibändern (216), die im Schrittbereich (30) angeordnet ist, parallel ist.
15. Absorptionsartikel (20) nach einem der vorstehenden Ansprüche, wobei die zweite Mehrzahl von Gummibändern (217), die im Schrittbereich (30) angeordnet ist, parallel ist.

Revendications

1. Article absorbant (20) comprenant une région antérieure (26), une région d'entrejambe (30) et une région postérieure (28), l'article absorbant (20) comprenant des ceintures avant et arrière (84, 86), comprenant :

une deuxième couche de ceinture formée de deux bandes de matériau espacées longitudinalement, les bandes de matériau étant une première bande de ceinture intérieure (83a) ;

une deuxième bande de ceinture intérieure (83b) ;

l'article absorbant (20) comprenant en outre une bande de couverture extérieure (82) s'étendant de la région antérieure à la région postérieure ;

une première pluralité d'élastiques (216) disposés entre la première bande de ceinture intérieure (83a) et la bande de ceinture extérieure (82) ;

une deuxième pluralité d'élastiques (217) disposés entre la deuxième bande de ceinture intérieure (83b) et la deuxième bande de ceinture extérieure (82) ;

de première et seconde coutures latérales opposées latéralement (32a, 32b) reliant les première et deuxième bandes de ceinture intérieure (83a, 83b) ensemble, de sorte qu'une ouverture de ceinture (36) et des première et seconde ouvertures de jambe (34) sont formées ;

chacune des coutures latérales latéralement (32a, 32b) comprenant un bord d'extrémité de ceinture (134, 138) et un bord d'extrémité de jambe (204a, 204b, 204c, 204d) ;

un premier axe (202) du bord d'extrémité de jambe (204a) de la première couture latérale (32a) au bord d'extrémité de jambe (204b) de la seconde couture latérale (32b), le long de la première ceinture intérieure, le premier axe (202) définissant la transition entre la région avant (26) et la région d'entrejambe (30) ;

un deuxième axe (206) du bord d'extrémité de jambe (204c) de la première couture latérale (32a) au bord d'extrémité de jambe (204d) de la seconde couture latérale (32b), le long de la deuxième ceinture intérieure, le deuxième axe (206) définissant la transition entre la région postérieure (28) et la région d'entrejambe (30) ; dans lequel la deuxième pluralité d'élastiques (217) sont disposés dans les régions postérieure et d'entrejambe (28, 30) ;

dans lequel la seconde ceinture intérieure s'étend longitudinalement depuis la région postérieure dans la région d'entrejambe (28, 30) ; et

dans lequel les première et deuxième pluralités d'élastiques (216, 217) sont constitués de segments linéaires parallèles à un axe transversal de l'article.

2. Article absorbant (20) selon la revendication 1, dans lequel la première pluralité d'élastiques (216) sont disposés dans les régions antérieure et d'entrejambe (26, 30), et dans lequel la première ceinture intérieure s'étend longitudinalement depuis la région antérieure dans la région d'entrejambe.

3. Article absorbant (20) selon l'une quelconque des revendications précédentes, dans lequel au moins certaines parties de la première bande de ceinture intérieure (83a) formant au moins certaines parties des première et deuxième ouvertures de jambe (34) sont non-linéaires.

4. Article absorbant (20) selon l'une quelconque des revendications précédentes, dans lequel au moins certaines parties de la première bande de ceinture intérieure (83a) formant au moins certaines parties des première et deuxième ouvertures de jambe (34) sont convexes.

5. Article absorbant (20) selon les revendications 1 à 3, dans lequel au moins certaines parties de la première bande de ceinture intérieure (83a) formant au moins certaines parties des première et deuxième ouvertures de jambe (34) sont concaves.

6. Article absorbant (20) selon l'une quelconque des revendications précédentes, dans lequel au moins certaines parties de la deuxième bande de ceinture intérieure (83b) formant au moins certaines parties des première et deuxième ouvertures de jambe (34) sont non-linéaires.

7. Article absorbant (20) selon l'une quelconque des revendications précédentes, dans lequel au moins certaines parties de la deuxième bande de ceinture intérieure (83b) formant au moins certaines parties des première et deuxième ouvertures de jambe (34) sont convexes.

8. Article absorbant (20) selon les revendications 1 à 6, dans lequel au moins certaines parties de la deuxième bande de ceinture intérieure (83b) formant au moins certaines parties des première et deuxième ouvertures de jambe (34)

sont concaves.

- 5
9. Article absorbant (20) selon l'une quelconque des revendications précédentes, dans lequel au moins certaines parties de la bande de couverture extérieure (82) formant au moins certaines parties des première et deuxième ouvertures de jambe (34) sont non-linéaires.
- 10
10. Article absorbant (20) selon l'une quelconque des revendications précédentes, dans lequel au moins certaines parties de la bande de couverture extérieure (82) formant au moins certaines parties des première et deuxième ouvertures de jambe (34) sont convexes.
- 15
11. Article absorbant (20) selon les revendications 1 à 9, dans lequel au moins certaines parties de la bande de couverture extérieure (82) formant au moins certaines parties des première et deuxième ouvertures de jambe (34) sont concaves.
12. Article absorbant (20) selon l'une quelconque des revendications précédentes, dans lequel la première pluralité d'élastiques (216) sont parallèles.
- 20
13. Article absorbant (20) selon l'une quelconque des revendications précédentes, dans lequel la première pluralité d'élastiques (216) sont parallèles.
14. Article absorbant (20) selon la revendication 2, dans lequel la première pluralité d'élastiques (216) disposés dans la région d'entrejambe (30) sont parallèles.
- 25
15. Article absorbant (20) selon l'une quelconque des revendications précédentes, dans lequel la deuxième pluralité d'élastiques (217) disposés dans la région d'entrejambe (30) sont parallèles.

30

35

40

45

50

55

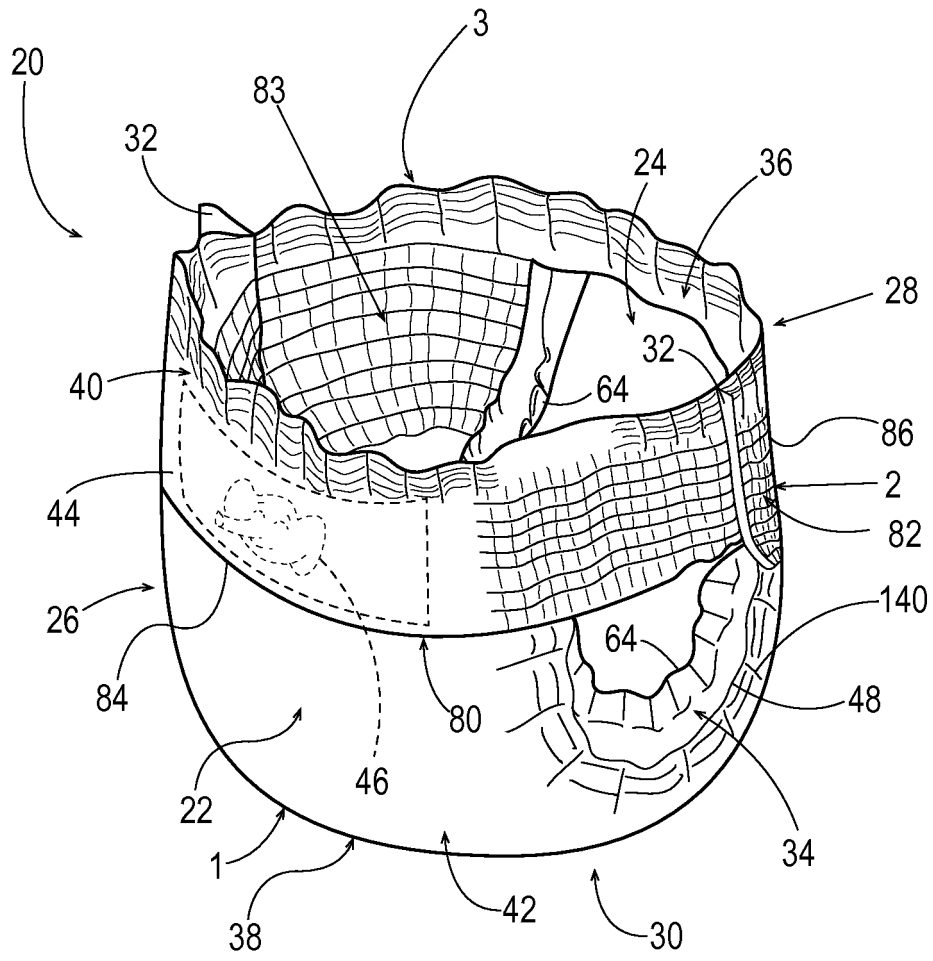


Fig. 1

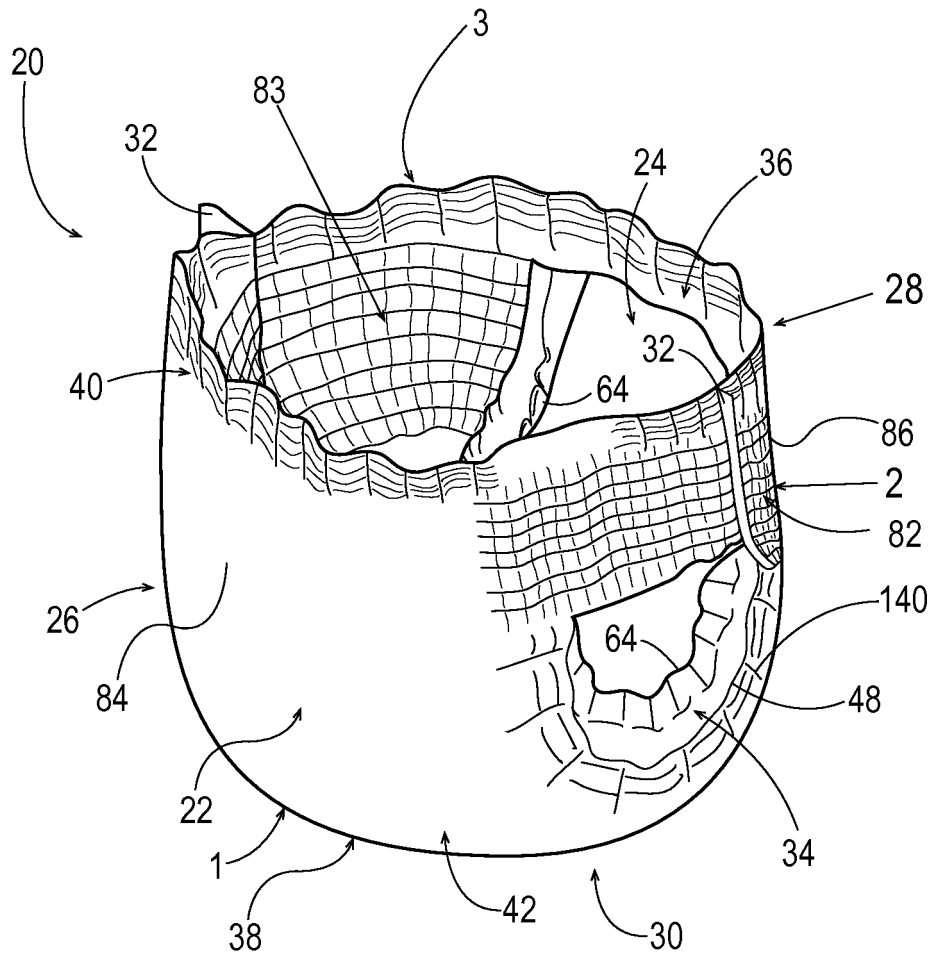


Fig. 2

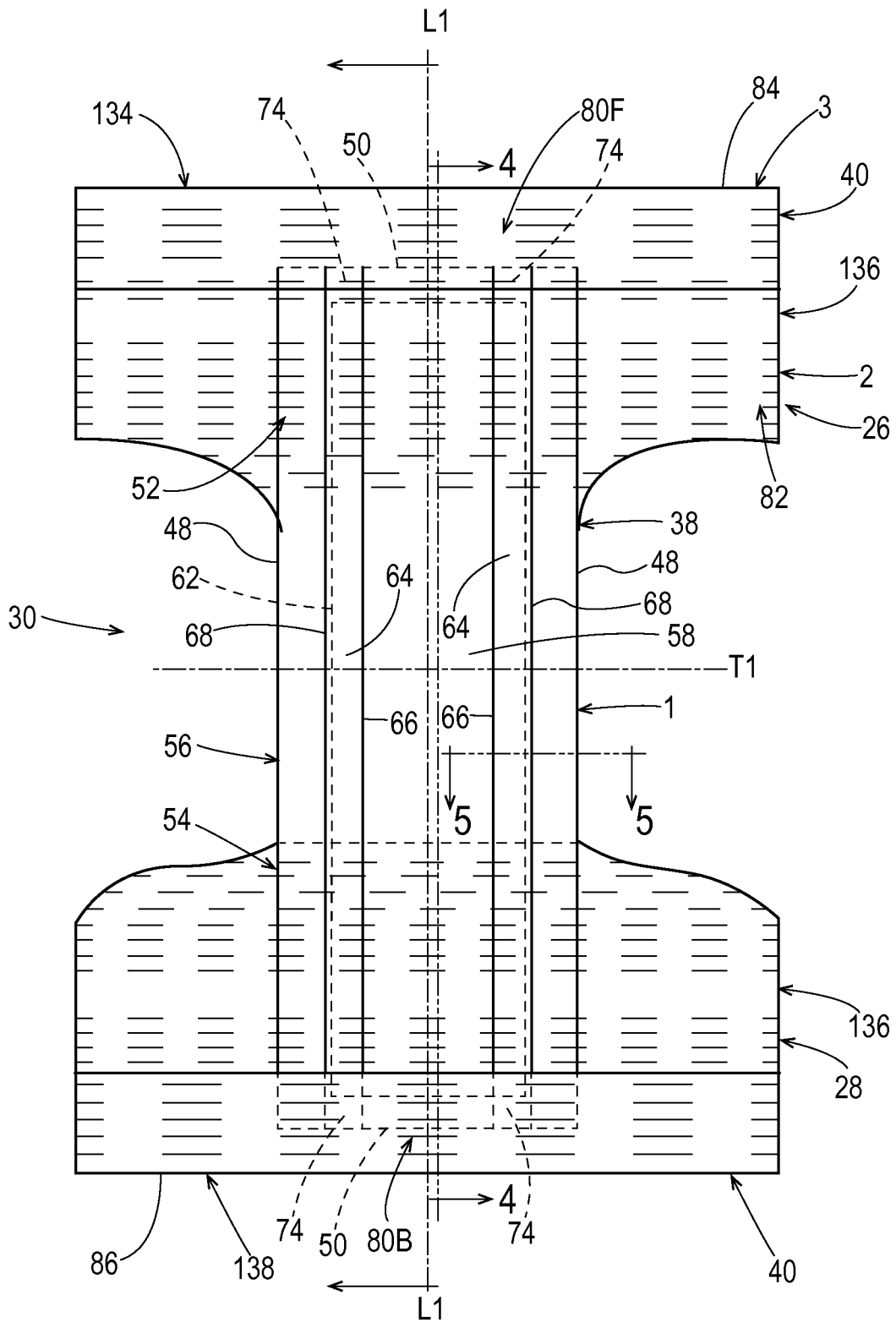


Fig. 3

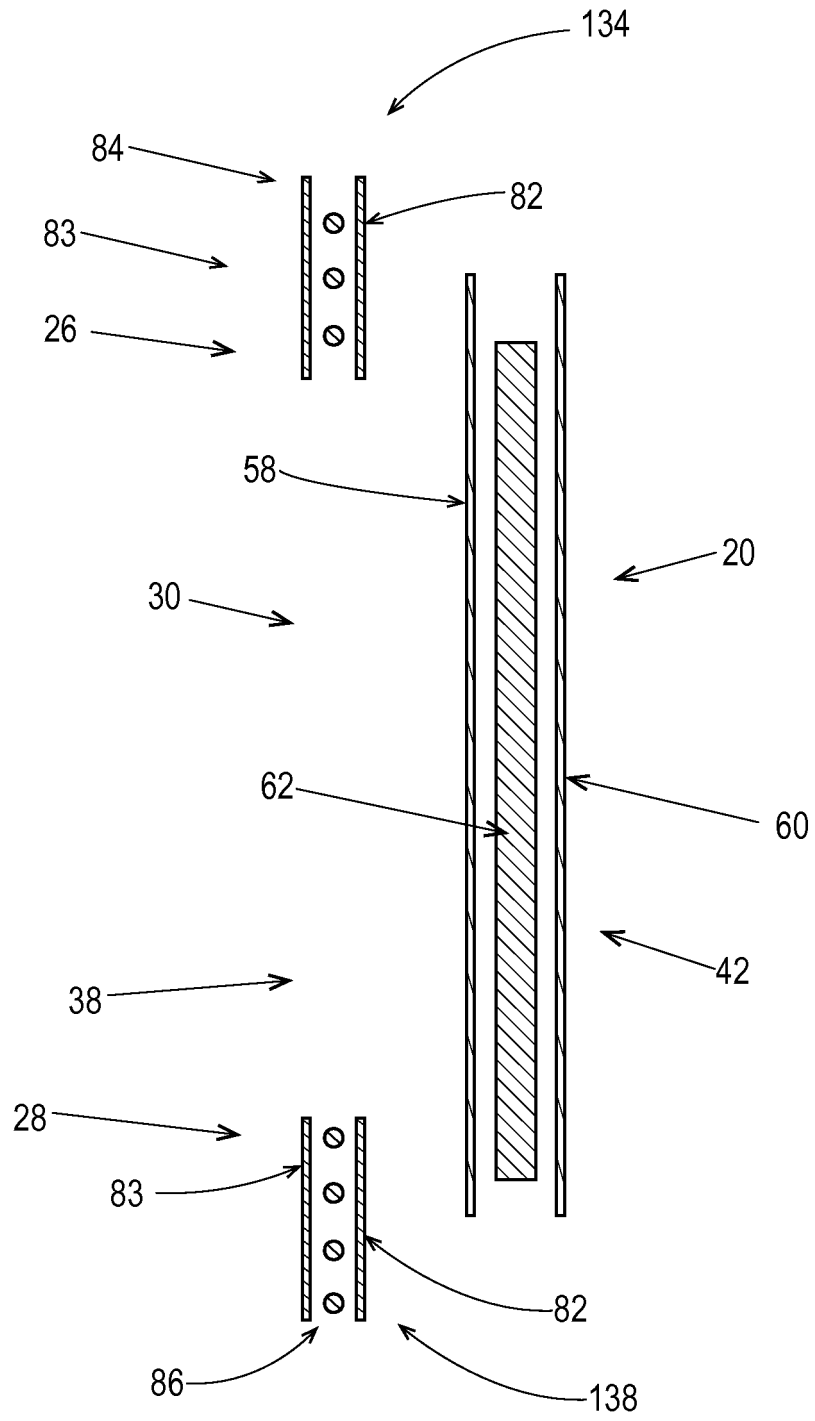


Fig. 4A

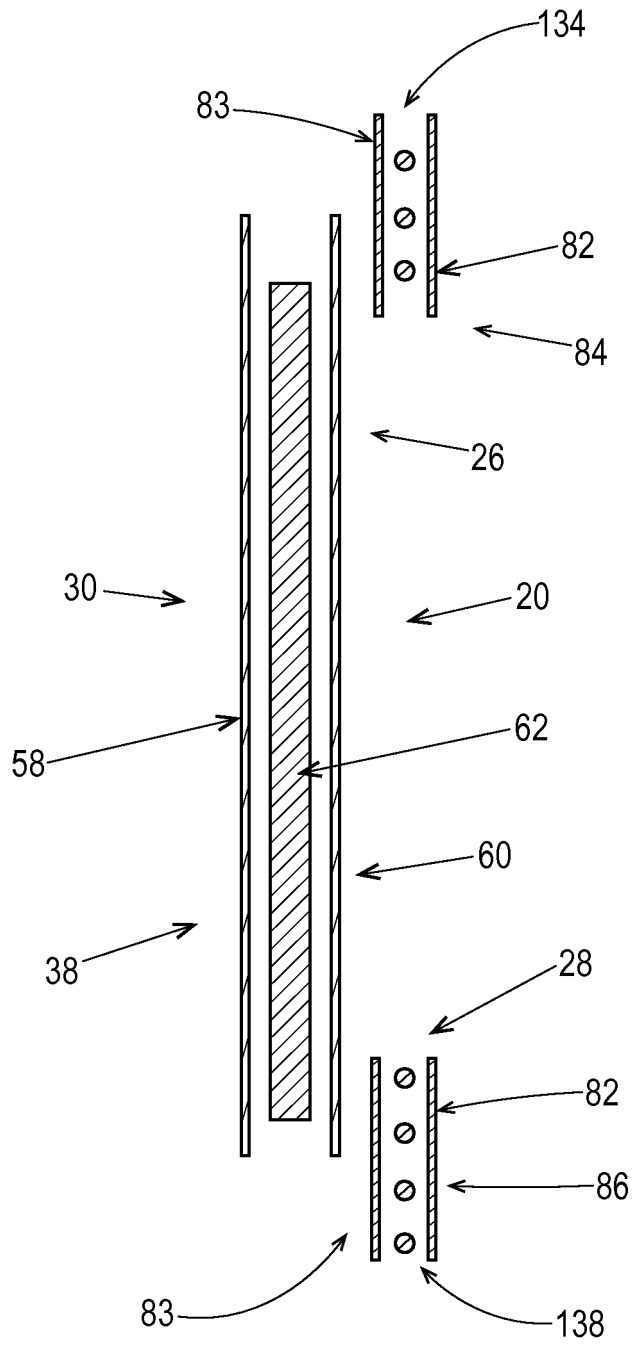


Fig. 4B

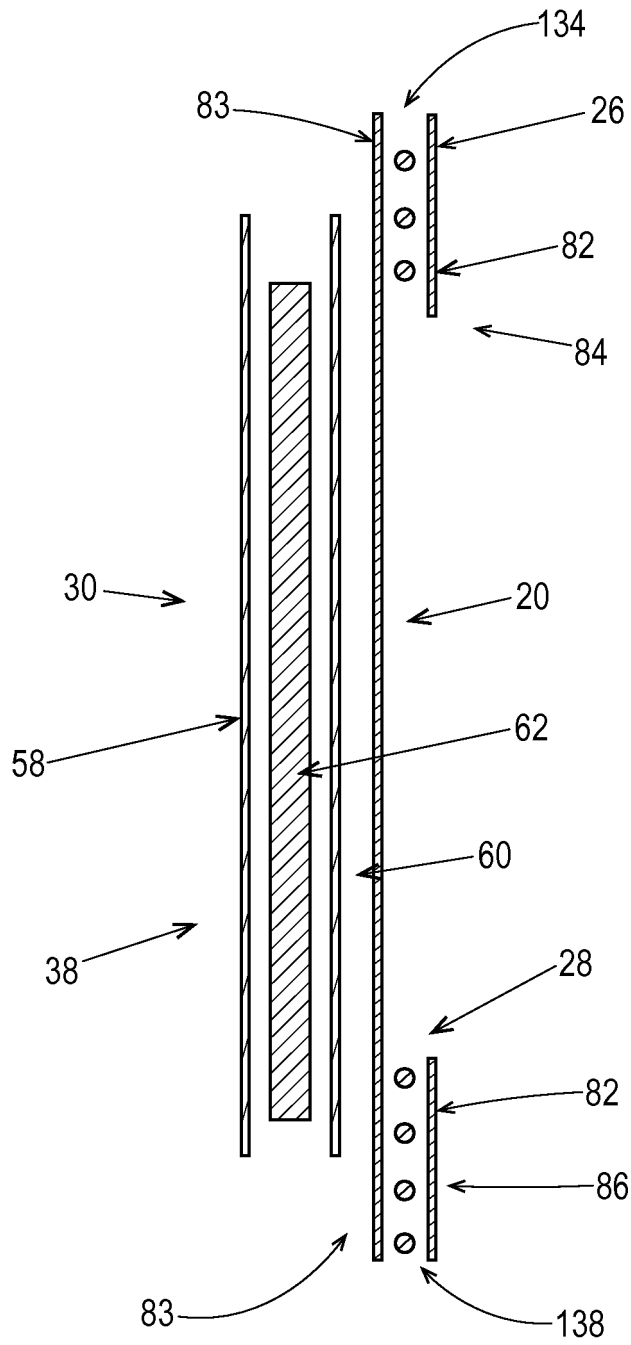


Fig. 4C

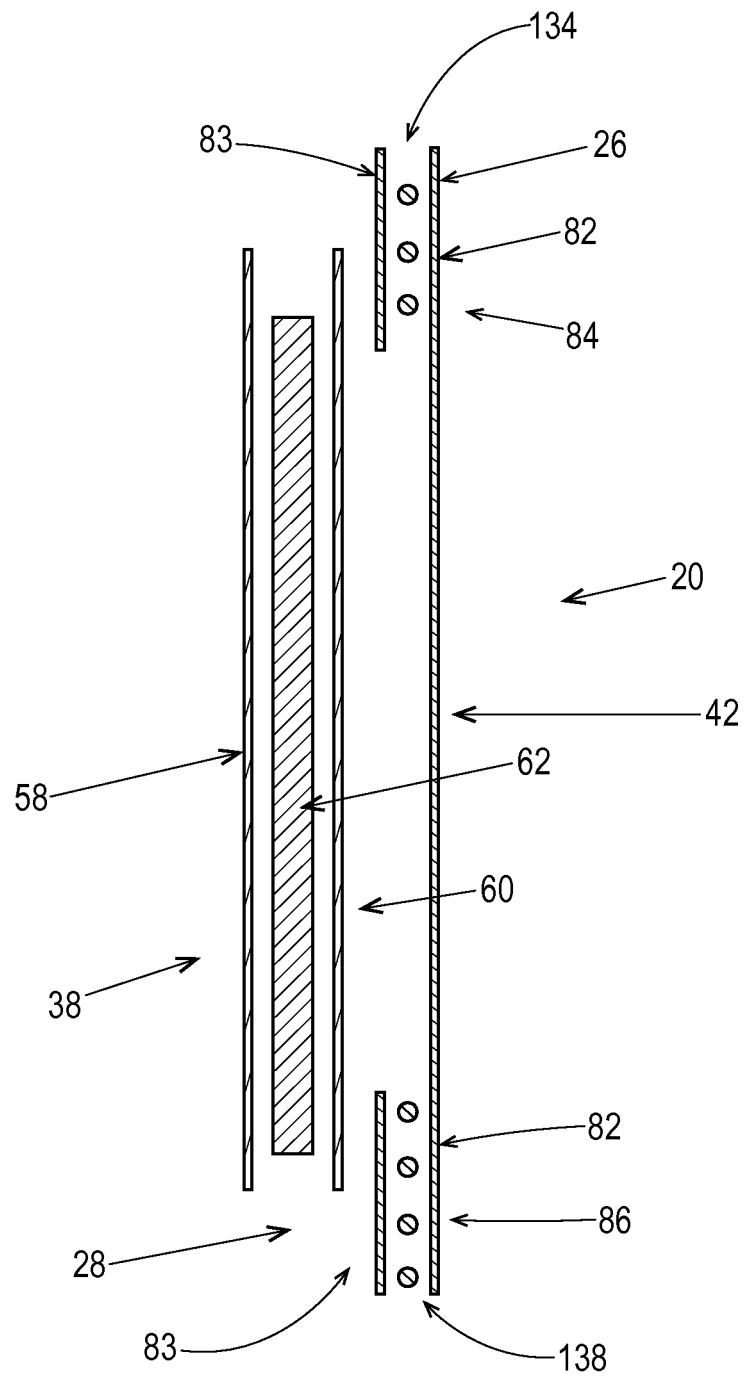


Fig. 4D

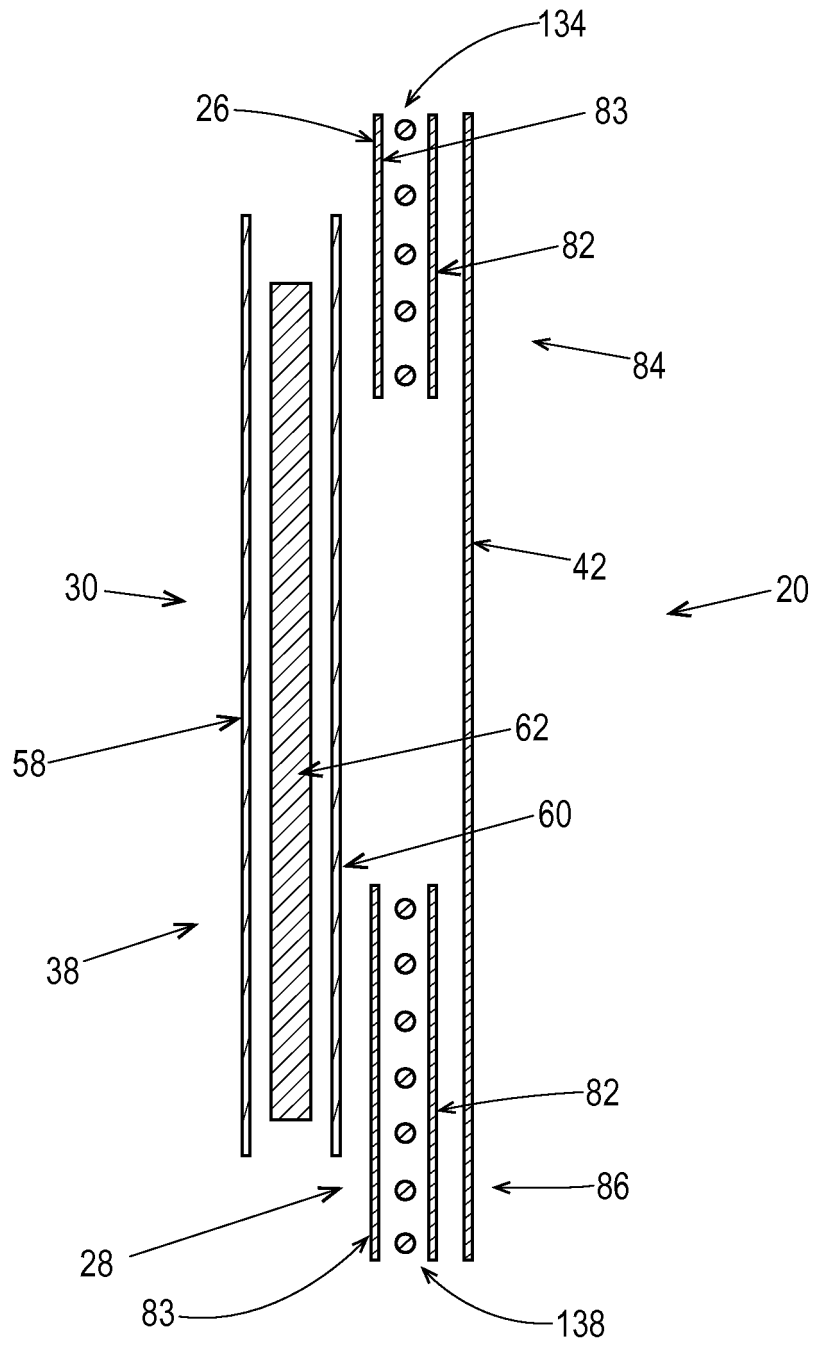


Fig. 4E

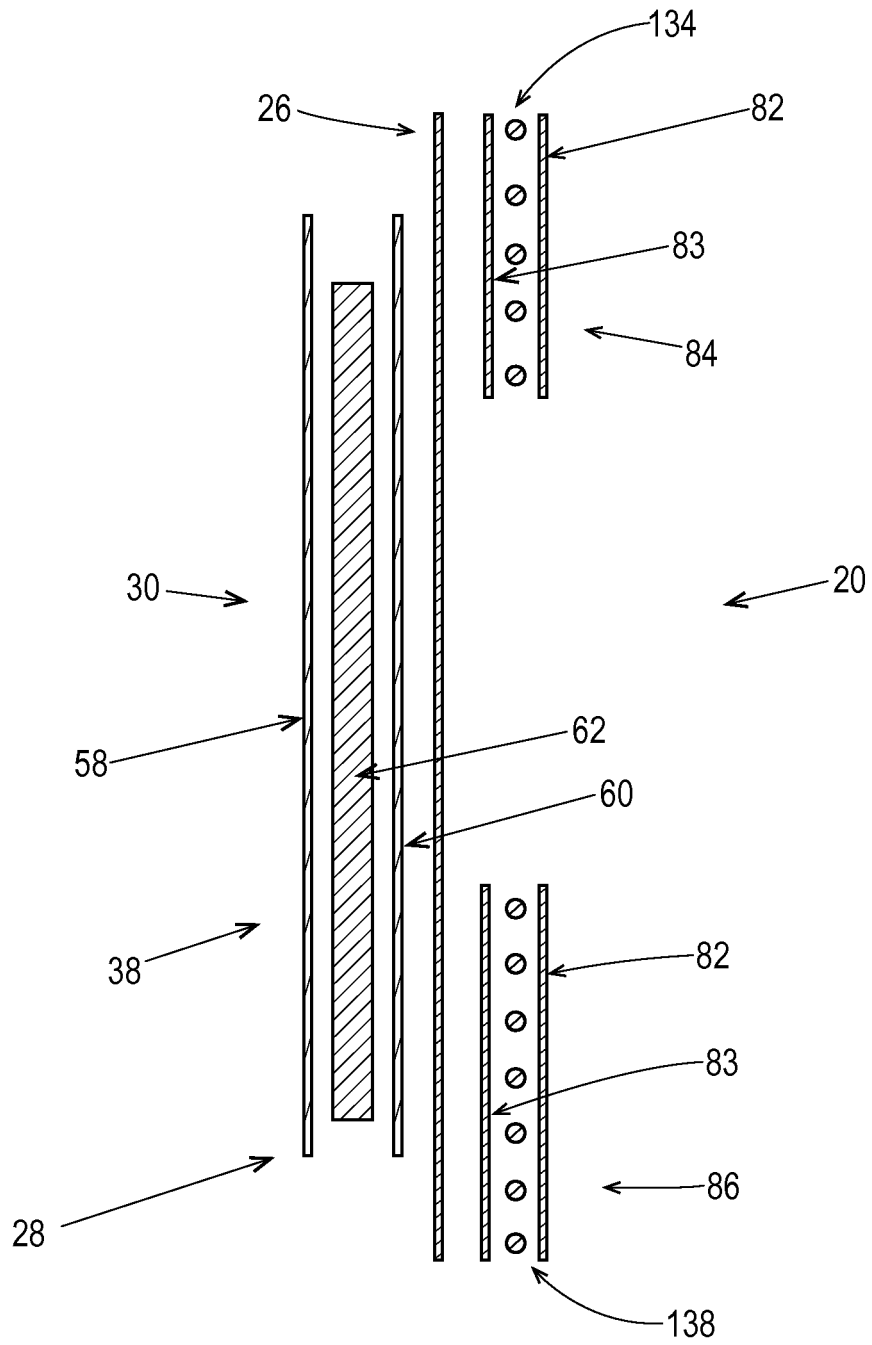


Fig. 4F

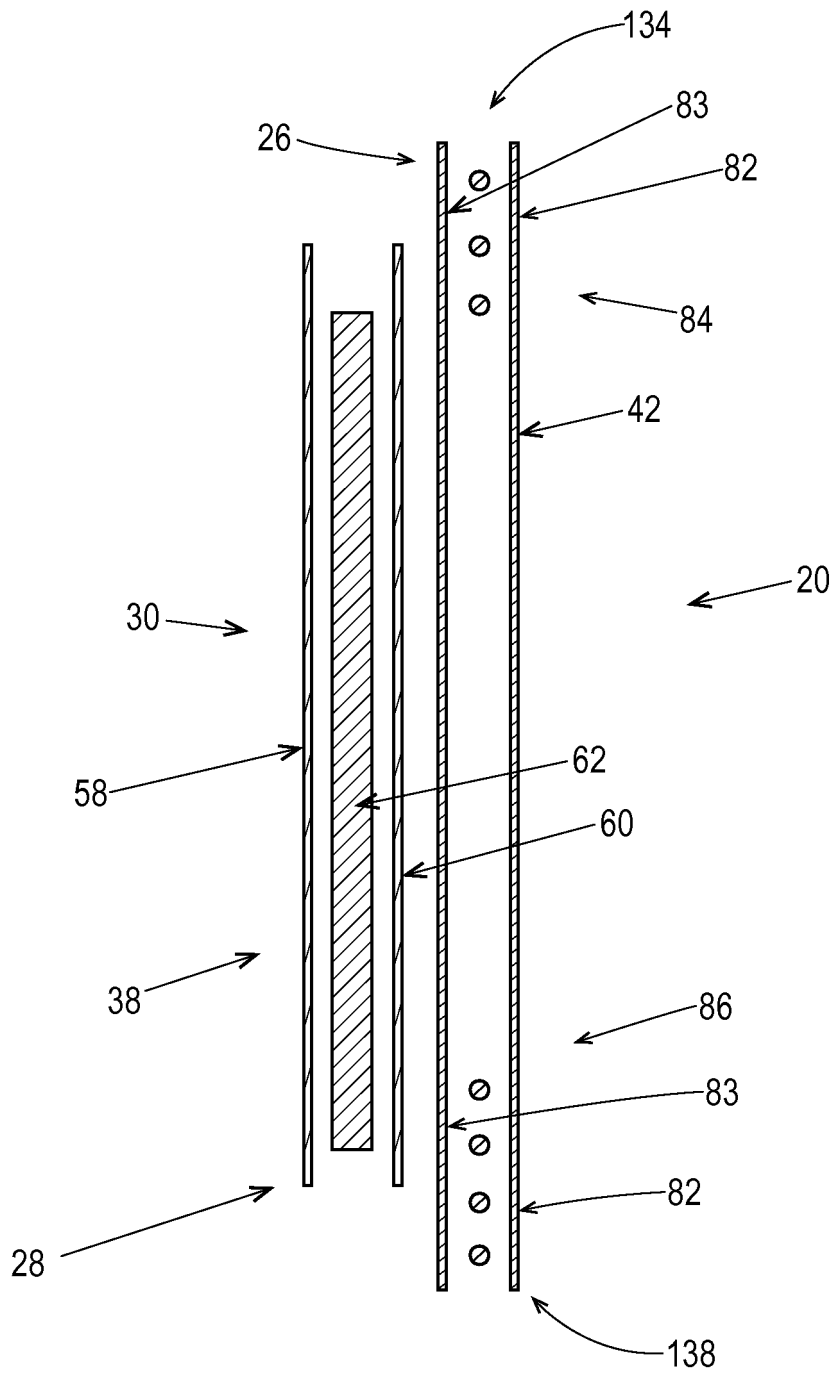


Fig. 4G

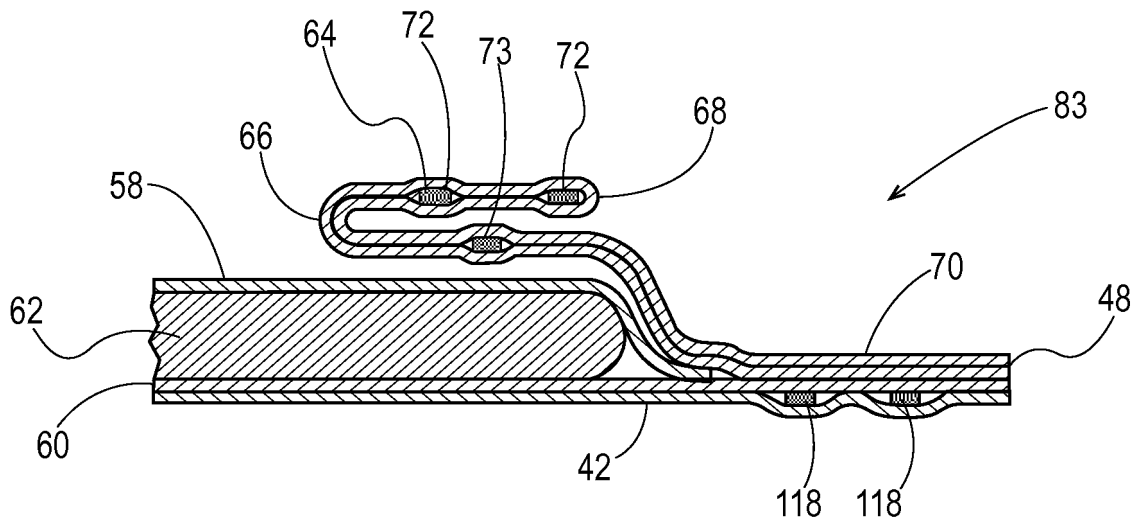


Fig. 5A

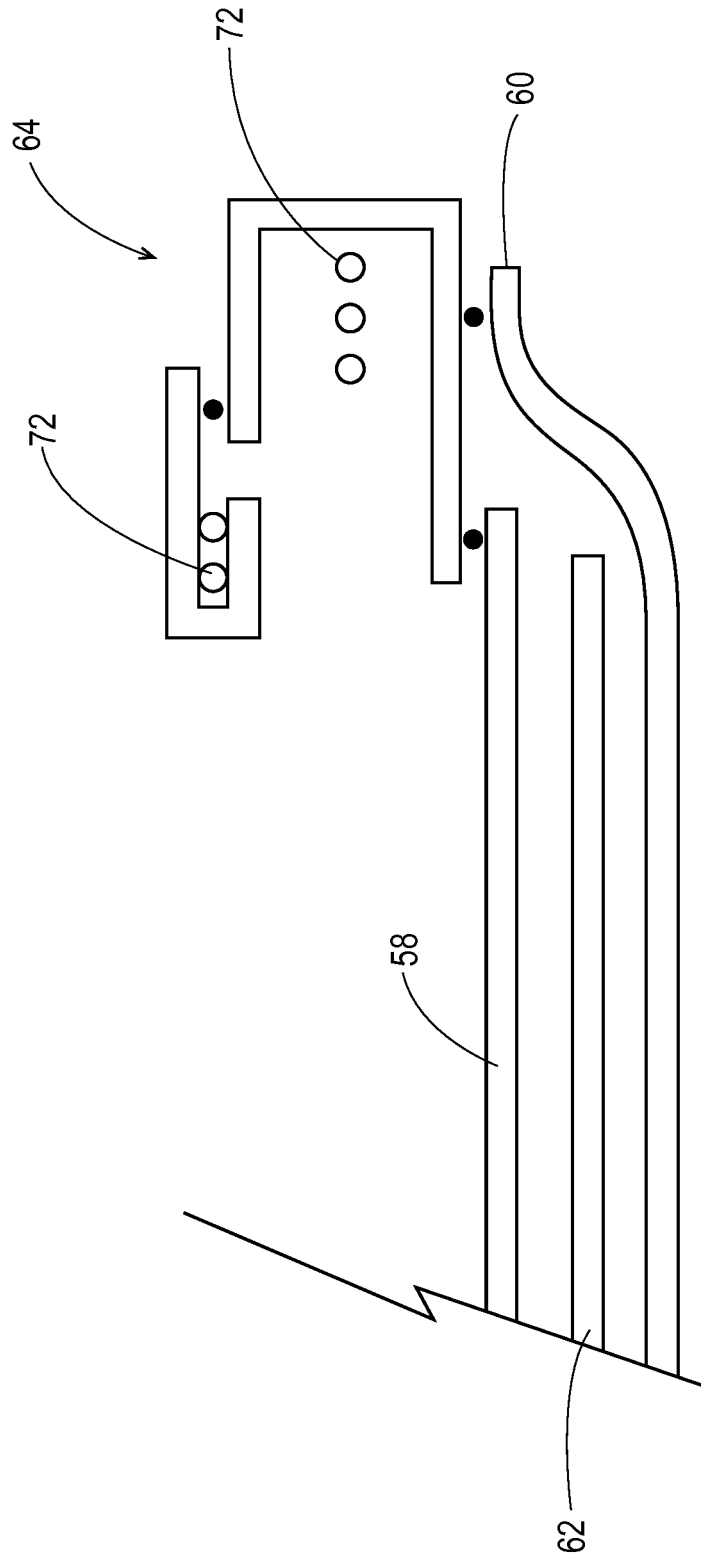


Fig. 5B

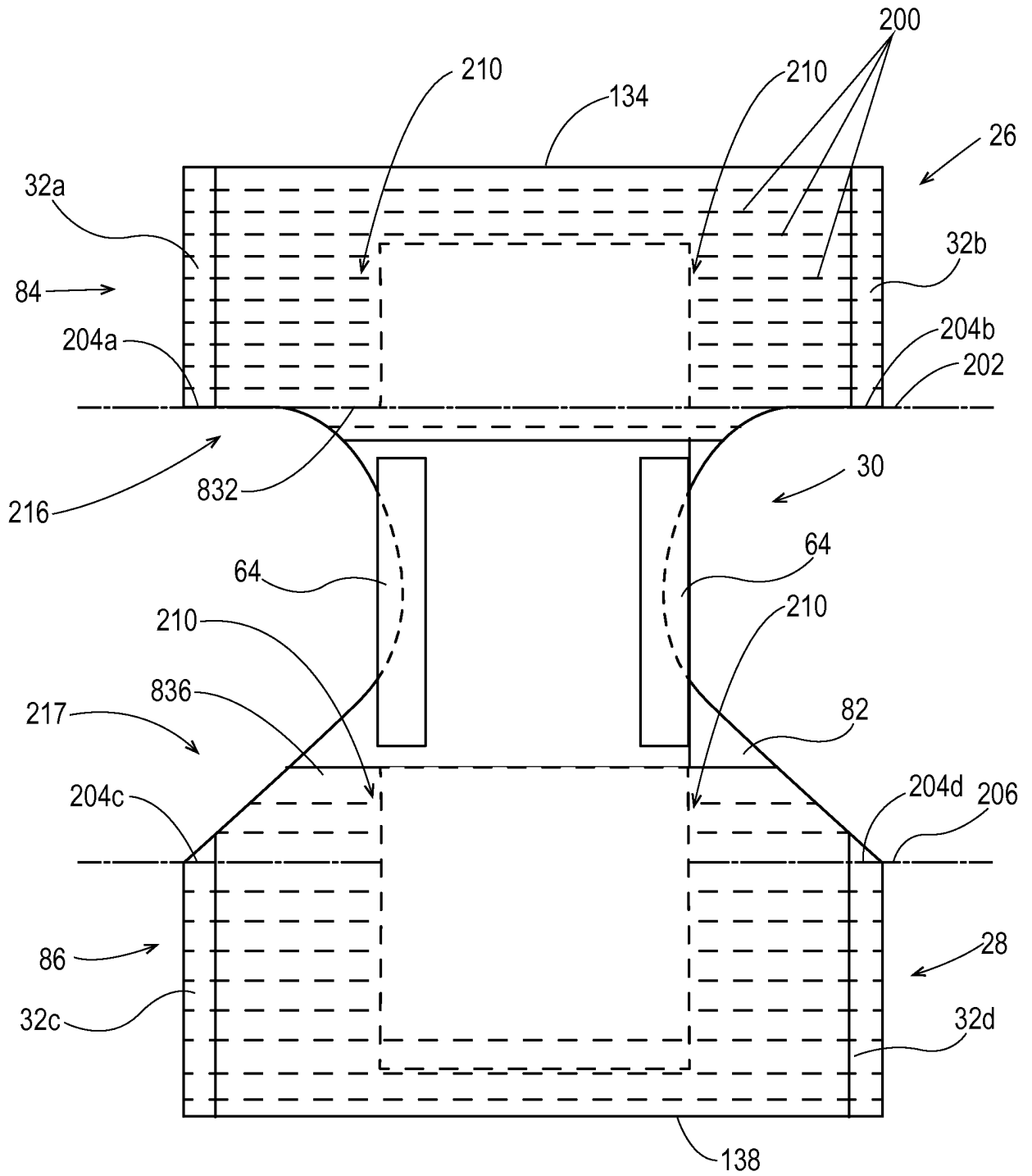


Fig. 6

REFERENCES CITED IN THE DESCRIPTION

This list of references cited by the applicant is for the reader's convenience only. It does not form part of the European patent document. Even though great care has been taken in compiling the references, errors or omissions cannot be excluded and the EPO disclaims all liability in this regard.

Patent documents cited in the description

- EP 1197195 A1 [0004]
- WO 2007144838 A [0005]
- WO 0002511 A1 [0006]
- US 2006173435 A1 [0007]
- US 5518801 A, Chappell [0026]
- US 5366782 A, Curro [0027]
- US 13457521 B [0029]
- US 6590136 B [0032]
- US 5562646 A [0032]
- US 7750203 B [0032]
- US 7744576 B [0032]
- US 20080312617 A1 [0032]
- US 20080312619 A1 [0032]
- US 20040097895 A1 [0032]
- US 61787416 B [0035]
- US 61787332 B [0035]
- US 13764990 B [0036]
- US 61598012 [0036]
- US 6248195 B [0041]