



(12) **United States Design Patent**
Lippert et al.

(10) **Patent No.:** **US D969,645 S**
(45) **Date of Patent:** **** Nov. 15, 2022**

(54) **FLOW ASSEMBLY**
(71) Applicant: **Endress+Hauser Conducta GmbH+Co. KG**, Gerlingen (DE)

8,336,375 B2 * 12/2012 Thai G01F 15/14
73/199
D712,769 S * 9/2014 Betsinger D10/101
9,844,741 B2 * 12/2017 Raedts G01N 30/60
(Continued)

(72) Inventors: **Holger Lippert**, Leipzig (DE); **Thomas Pfauch**, Leipzig (DE)

FOREIGN PATENT DOCUMENTS

(73) Assignee: **Endress+Hauser Conducta GmbH+Co. KG**, Gerlingen (DE)

CN 306978037 * 11/2021
EM 000521372-0002 * 5/2006
EM 008052534-0009 * 7/2020
EM 008597470-0001 * 6/2021
JP D1091806 * 9/1999

(**) Term: **15 Years**

(21) Appl. No.: **29/767,720**

OTHER PUBLICATIONS

(22) Filed: **Jan. 25, 2021**

Endress+Hauser, Technical Information Flowfit CCA151, Date first available Oct. 27, 2017, [online]retrieved May 24, 2022, available from https://bdih-prod-assetcentralapi-assetcentral-restsrv.cfapps.eu10.hana.ondemand.com/files/DLA/005056A500261EE7AEDC3E9702C1CE19/TI01357CEN_0117.pdf (Year: 2017).*

(30) **Foreign Application Priority Data**

Jul. 24, 2020 (EM) 008052534-0006

(51) **LOC (13) Cl.** **10-04**

(52) **U.S. Cl.**
USPC **D10/81; D10/96; D23/235**

(Continued)

(58) **Field of Classification Search**
USPC D10/46, 81, 96-103; D23/233-235
CPC G01N 2030/522; G01N 2030/8881; G01N 30/60; G01N 30/6017; G01N 30/38; G01N 30/603; G01N 30/6091; G01N 30/6004; G01N 30/6047; B01D 15/20; B01D 15/18; G01F 15/14; G01F 1/22; G01F 15/185; G01F 15/005; Y10T 137/8158; C02F 1/281; C02F 2201/009; C02F 2305/08; C02F 2201/48; C02F 2303/16; C02F 2101/22; C02F 2101/20; Y02W 10/37; Y02W 10/33; Y02A 20/212
See application file for complete search history.

Primary Examiner — Keli L Hill
Assistant Examiner — Sara S Sahnneh
(74) *Attorney, Agent, or Firm* — Mark A. Logan;
Endress+Hauser (USA) Holding Inc.

(57) **CLAIM**

The ornamental design for a flow assembly, as shown and described.

DESCRIPTION

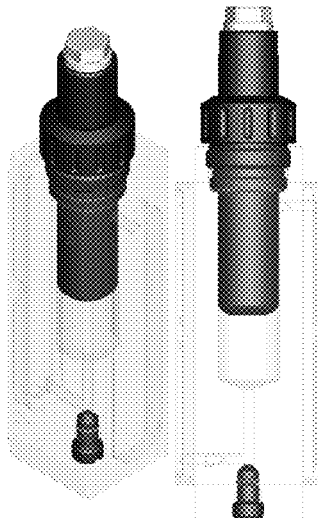
FIG. 1 is an isometric view of a flow assembly;
FIG. 2 is a front view of the flow assembly of FIG. 1;
FIG. 3 is a right side view of the flow assembly of FIG. 1;
FIG. 4 is a left side view of the flow assembly of FIG. 1;
FIG. 5 is a top view of the flow assembly of FIG. 1;
FIG. 6 is a bottom view of the flow assembly of FIG. 1; and,
FIG. 7 is a rear view of the flow assembly of FIG. 1.

(56) **References Cited**

U.S. PATENT DOCUMENTS

D376,549 S * 12/1996 Stimpfig D10/96
6,171,486 B1 * 1/2001 Green G01N 30/6091
210/656

1 Claim, 7 Drawing Sheets



(56)

References Cited

U.S. PATENT DOCUMENTS

D828,195 S * 9/2018 Tschudin D10/96
10,266,431 B2 * 4/2019 Jo C22C 9/04
10,471,404 B2 * 11/2019 Andreis F16K 31/02
10,684,268 B2 * 6/2020 Surman G01N 33/2823
D913,828 S * 3/2021 Kurisaki D23/235
D914,524 S * 3/2021 Kurisaki D23/235
D929,543 S * 8/2021 Okawara D23/233
D941,690 S * 1/2022 Frazee D10/99

OTHER PUBLICATIONS

Endress+Hauser, Technical Information Flowfit CCA250, Date first available Jul. 3, 2009, [online] retrieved May 24, 2022, available from https://bdih-prod-assetcentralapi-assetcentral-rest-srv.cfapps.eu10.hana.ondemand.com/files/DLA/4A8A5338500D45F4-E10000000A35E042/TI062CEN_0709.pdf (Year: 2009).*

Endress+Hauser, Technical Information Flowfit CYA27, Date first available Nov. 23, 2020, [online] retrieved May 24, 2022, available from https://bdih-prod-assetcentralapi-assetcentral-rest-srv.cfapps.eu10.hana.ondemand.com/files/DLA/005056A500261ED-B8BC8C721CA57C9DC/TI01559CEN_0120.pdf (Year: 2020).*

Endress+Hauser, Installation Instructions Kit CxA O-ring, Date first available Mar. 18, 2021, [online] retrieved May 24, 2022, available from https://bdih-prod-assetcentralapi-assetcentral-rest-srv.cfapps.eu10.hana.ondemand.com/files/DLA/005056A500261EE-BAEBFCCE2C1E81029/EA01355CEN_0121.pdf (Year: 2021).*

* cited by examiner

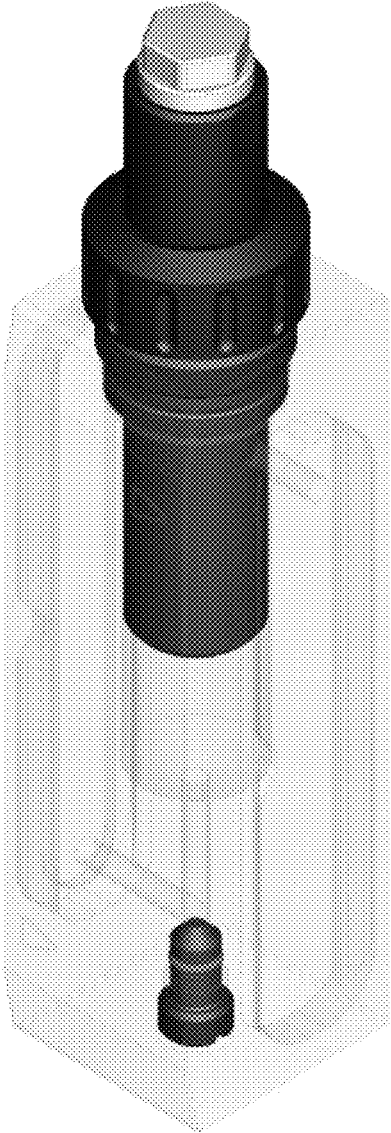


FIG. 1

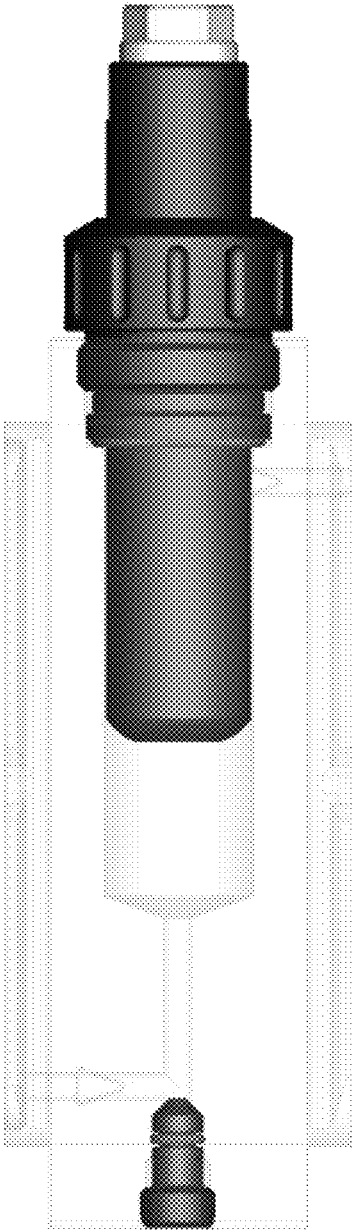


FIG. 2

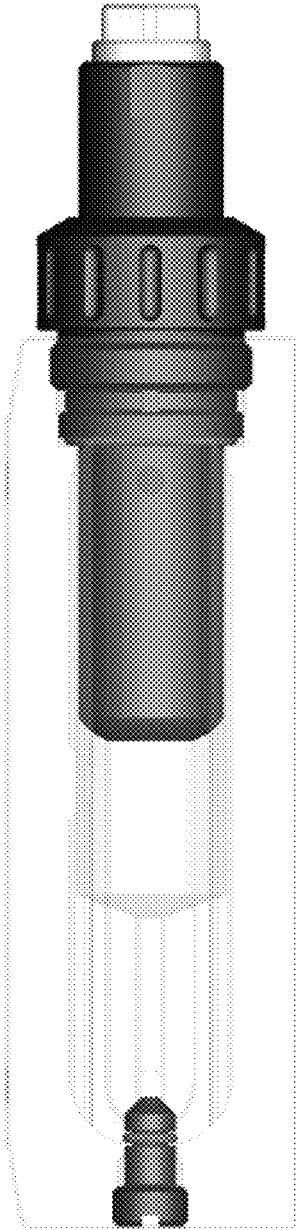


FIG. 3

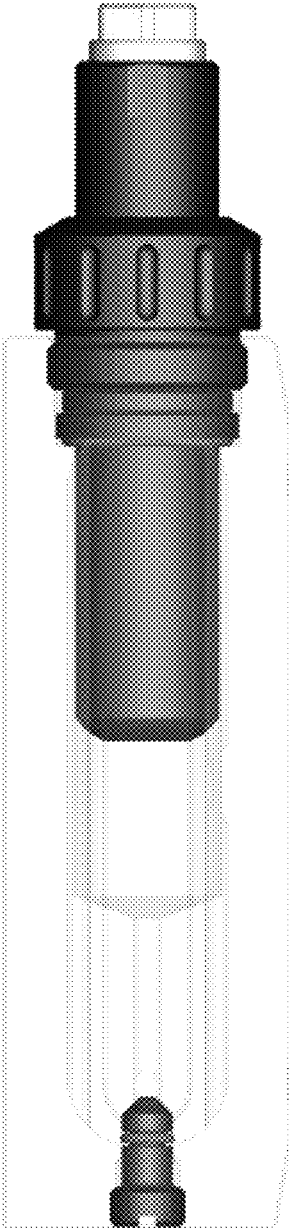


FIG. 4

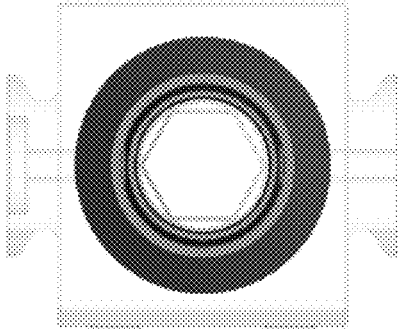


FIG. 5

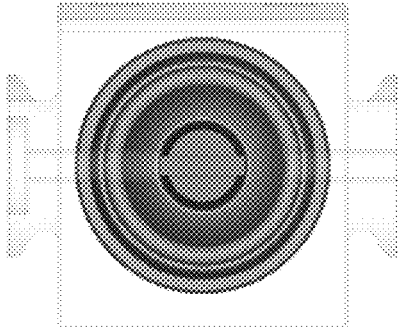


FIG. 6

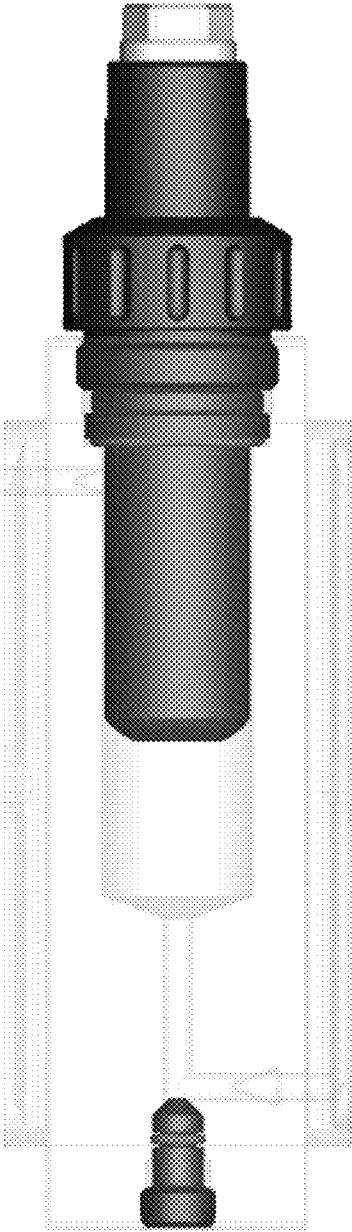


FIG. 7