



US0D1020583S

(12) **United States Design Patent** (10) **Patent No.:** **US D1,020,583 S**
Willing et al. (45) **Date of Patent:** **** Apr. 2, 2024**

(54) **VEHICLE REAR BOX LOWER** D977,379 S * 2/2023 O'Neill D12/169
D977,380 S * 2/2023 Maher D12/169
(71) Applicant: **Ford Global Technologies, LLC,** D977,383 S * 2/2023 Kim D12/169
Dearborn, MI (US)

(72) Inventors: **Todd Willing,** Grosse Pointe, MI (US);
Max Wolff, Elsternwick (AU); **Max**
Tran, Pascoe Vale (AU); **Leigh H.**
Cosentino, Seddon (AU); **Tae Hoon**
Kang, Essendon (AU)

(73) Assignee: **Ford Global Technologies, LLC,**
Dearborn, MI (US)

(**) Term: **15 Years**

(21) Appl. No.: **29/814,451**

(22) Filed: **Nov. 5, 2021**

(51) **LOC (14) Cl.** **12-16**

(52) **U.S. Cl.**
USPC **D12/196**

(58) **Field of Classification Search**
USPC D12/86, 90, 92, 98, 163, 164, 169, 190,
D12/196
CPC B60R 19/02; B60R 19/04; B62D 25/08
See application file for complete search history.

(56) **References Cited**

U.S. PATENT DOCUMENTS

D971,801 S *	12/2022	Akcay	D12/169
D971,803 S *	12/2022	Akcay	D12/169
D972,469 S *	12/2022	Akcay	D12/169
D972,988 S *	12/2022	Okamoto	D12/169
D973,561 S *	12/2022	Kang	D12/169
D974,972 S *	1/2023	Arguden	D12/169
D974,973 S *	1/2023	Mockenhaupt	D12/169
D974,974 S *	1/2023	Mockenhaupt	D12/169
D974,975 S *	1/2023	Kang	D12/169
D976,172 S *	1/2023	Baek	D12/169

OTHER PUBLICATIONS

Bumpers. (Design—© Questel) orbit.com. [Online PDF compilation of references] 34 pgs. Print Dates Range Feb. 15, 2022-Jul. 5, 2022 [Retrieved Feb. 21, 2023].*
Buy Ford Transit Custom Rear Bumper Corner. 2018. Vehicle Spares. <https://www.vehicle-spares.com/products/ford-transit-custom-van-2012-2018-rear-bumper-corner-fd403ar-ccr-2428>.*
Hecasa Rear Bumper End Pad. 2014. Amazon. <https://www.amazon.com/HECASA-Compatible-2007-2014-5246235030-5246335030/dp/B0B39DNRFL>.*
Ford Taurus 2023 Images. 2022. ZigWheels. <https://www.zigwheels.us/new-cars/ford/taurus/images>.*

* cited by examiner

Primary Examiner — George D. Kirschbaum
Assistant Examiner — Suzanne E Tisdell
(74) *Attorney, Agent, or Firm* — Marla Johnston


(57) **CLAIM**

The ornamental design for a vehicle rear box lower, as shown and described.

DESCRIPTION

FIG. 1 is a front elevational view of a vehicle rear box lower, showing our new design;
FIG. 2 is a left side elevational view thereof;
FIG. 3 is a right side elevational view thereof;
FIG. 4 is a top plan view thereof;
FIG. 5 is a bottom plan view thereof;
FIG. 6 is a bottom, front and left side perspective view thereof; and,
FIG. 7 is a top, front and left side perspective view thereof. Portions of the vehicle rear box lower surrounded by broken lines and shown in half-tone shading form no part of the claimed design.

1 Claim, 7 Drawing Sheets






Fig.1

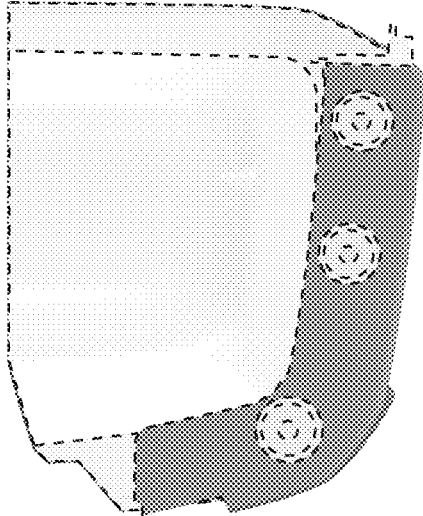


Fig.2




Fig.3

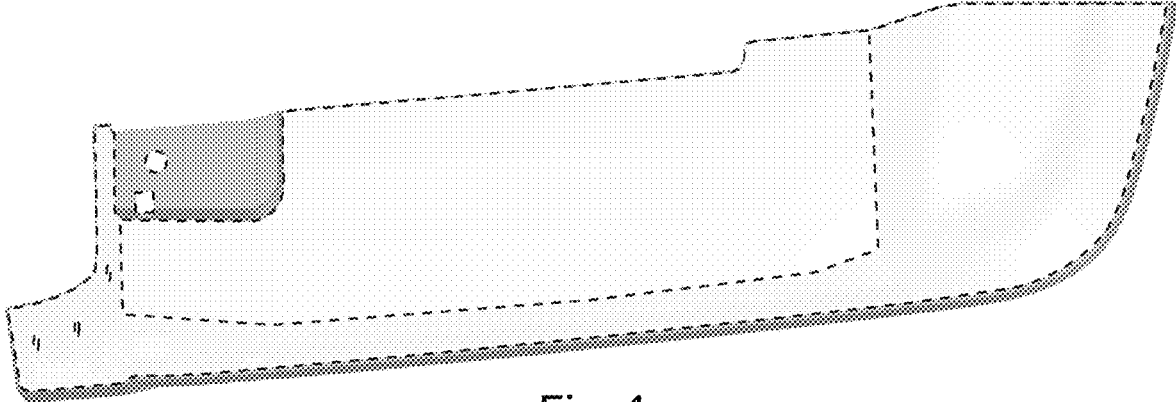


Fig.4

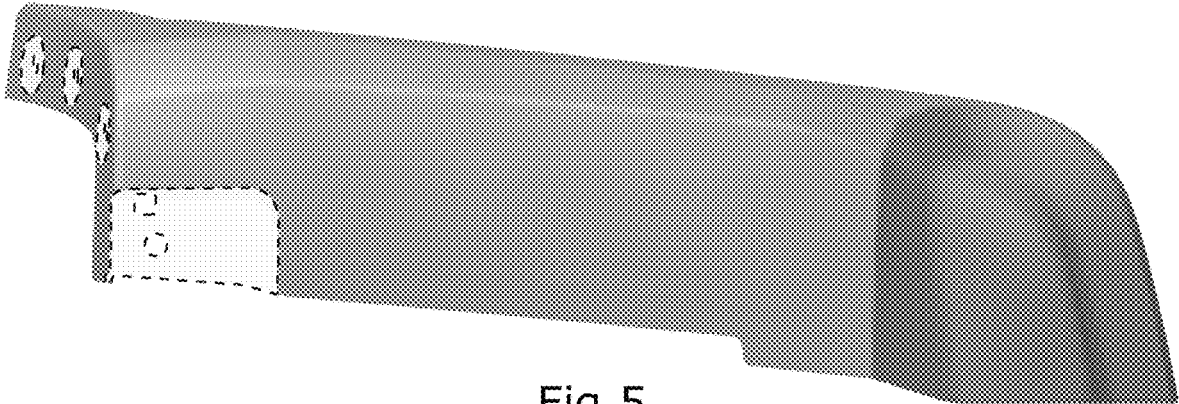


Fig.5

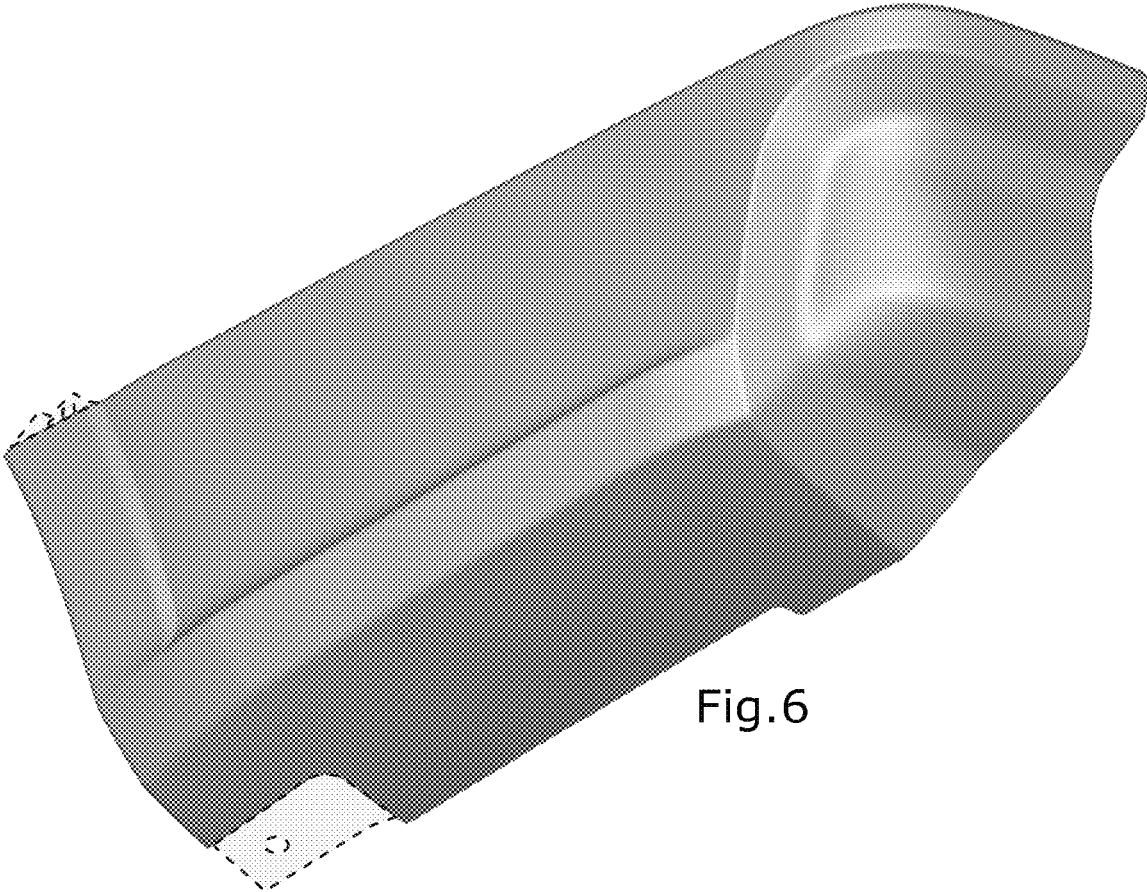


Fig.6

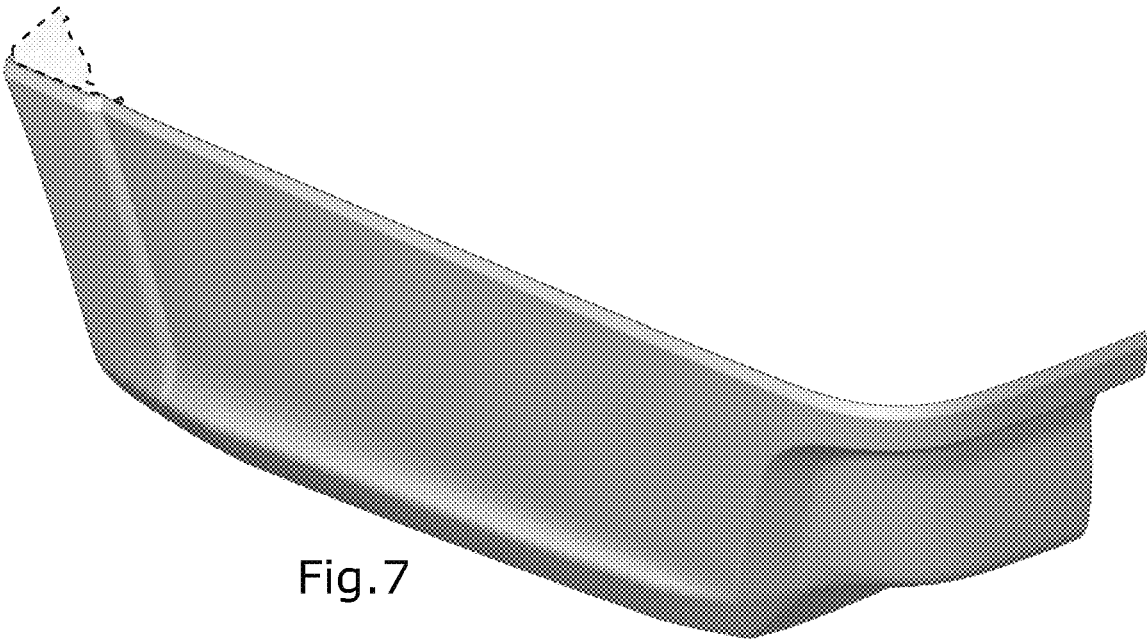


Fig. 7