



US00D796158S

(12) **United States Design Patent**
Belle, Jr.

(10) **Patent No.:** **US D796,158 S**

(45) **Date of Patent:** **** Sep. 5, 2017**

- (54) **CAP FOR DREADLOCKS**
- (71) Applicant: **Compton Alvin Belle, Jr.**, Elmsford, NY (US)
- (72) Inventor: **Compton Alvin Belle, Jr.**, Elmsford, NY (US)
- (73) Assignee: **Compton A Belle, Jr.**, Elmsford, NY (US)
- (**) Term: **14 Years**
- (21) Appl. No.: **29/524,874**
- (22) Filed: **Apr. 24, 2015**
- (51) **LOC (10) Cl.** **02-03**
- (52) **U.S. Cl.**
USPC **D2/882; D2/865**
- (58) **Field of Classification Search**
USPC D2/865, 866, 867, 868, 869, 870, 871, D2/872, 873, 874, 875, 876, 877, 878, D2/879, 880, 881, 882, 883, 884, 885, D2/886, 887, 888, 889, 890, 891, 892, D2/893, 894, 895; 2/171.04, 173.5, 2/175.1, 183, 195.1, 195.2, 209.12
CPC A42B 1/00; A42B 1/006; A42B 1/008; A42B 1/02; A42B 1/04; A42B 1/041; A42B 1/061; A42B 1/12; A42B 1/208; A42B 1/22; A42B 1/225; A45D 8/40
See application file for complete search history.

6,467,096	B1 *	10/2002	Coluccio	A42B 1/22	2/171
D501,068	S *	1/2005	Spitz	D2/885	
D693,994	S *	11/2013	Brown	D2/870	
8,925,559	B2 *	1/2015	Tiram	A41G 3/0016	132/201
2001/0016958	A1 *	8/2001	Linday	A42B 1/067	2/10
2002/0144334	A1 *	10/2002	Brooks	A42B 1/04	2/209.12
2003/0073549	A1 *	4/2003	Hatch	A63B 21/0601	482/92
2009/0151048	A1 *	6/2009	Laury	A42B 1/043	2/202
2012/0023642	A1 *	2/2012	Holland	A41D 23/00	2/207
2012/0079643	A1 *	4/2012	Clarke	A42B 1/041	2/171
2013/0247269	A1 *	9/2013	Alburg	A42B 1/12	2/68

(Continued)

Primary Examiner — Karen E. Eldridge Powers
Assistant Examiner — Jasmine Mlinarcik

(57) **CLAIM**

The ornamental design for a cap for dreadlocks, as shown and described.

DESCRIPTION

FIG. 1 is a rear elevational view of a cap for dreadlocks showing my new design; FIG. 2 is a front elevation view thereof; FIG. 3 is a right side elevation view thereof; FIG. 4 is a left side elevation view thereof; and, FIG. 5 is a top plan view thereof.

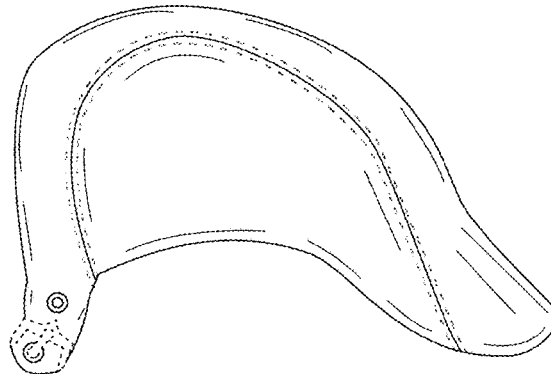
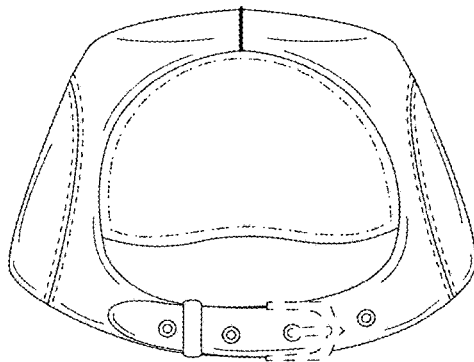
The evenly incremented broken lines represent environmental structure that forms no part of the claimed design. The dash-dot-dash broken lines illustrated within the interior portion of the cap represents the bounds of the claim and does not form part of the claimed design.

1 Claim, 3 Drawing Sheets

(56) **References Cited**

U.S. PATENT DOCUMENTS

2,105,002	A *	1/1938	Miller	A42B 1/201	2/175.1
D130,227	S *	11/1941	Maxwell	D2/885	
2,286,202	A *	6/1942	Fischer	A42B 1/062	2/173.5
D394,737	S *	6/1998	Cassels	D2/865	
D394,738	S *	6/1998	Cassels	D2/865	



(56)

References Cited

U.S. PATENT DOCUMENTS

2014/0223637	A1*	8/2014	Belle, Jr.	A42B 1/225 2/195.1
2015/0128979	A1*	5/2015	Suh	A41G 3/005 132/54
2015/0209621	A1*	7/2015	Cason	A63B 33/00 2/68

* cited by examiner

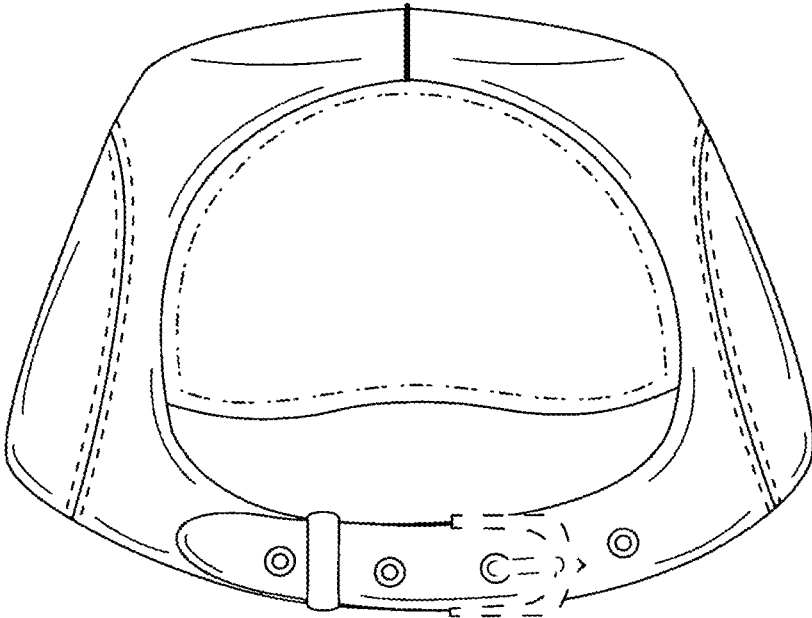


FIG. 1

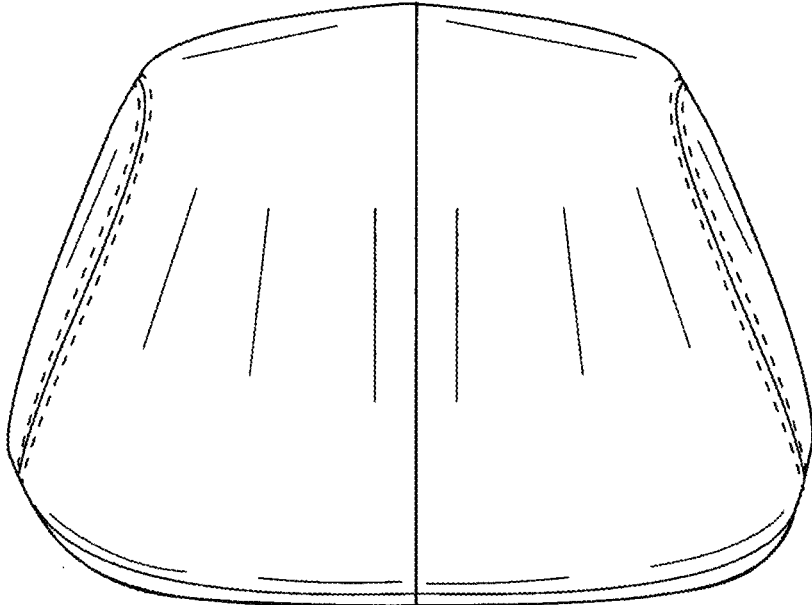


FIG. 2

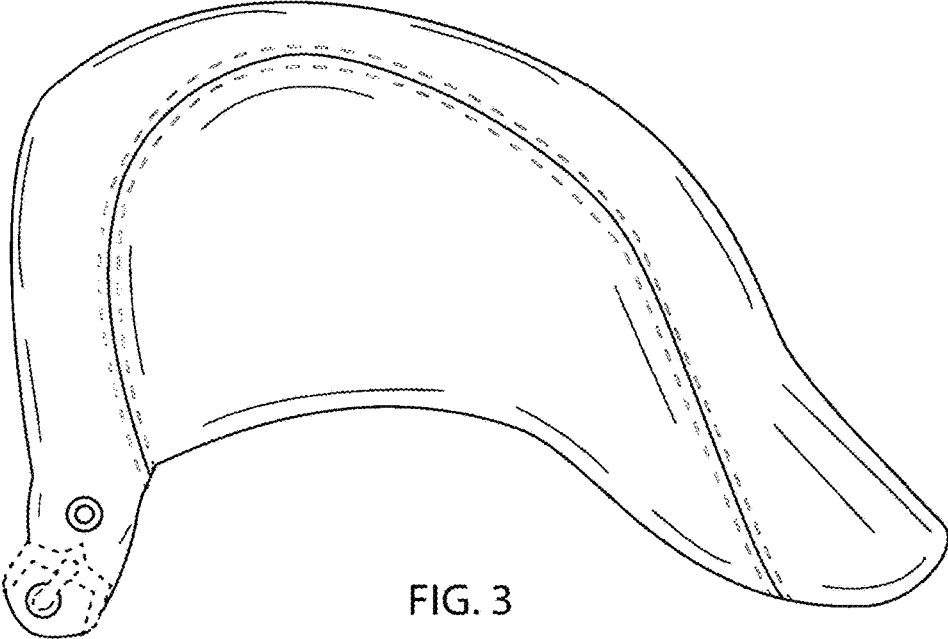


FIG. 3

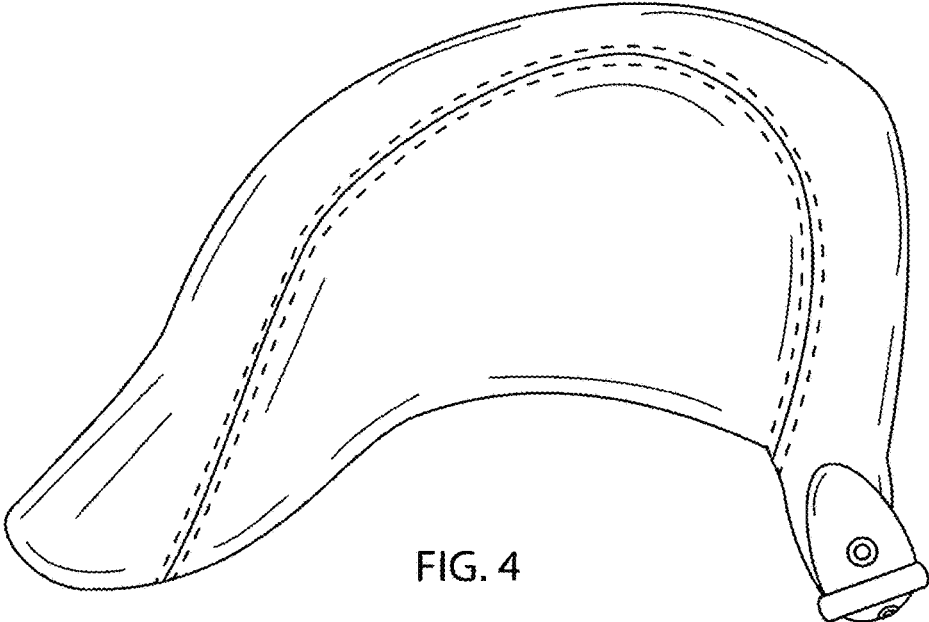


FIG. 4

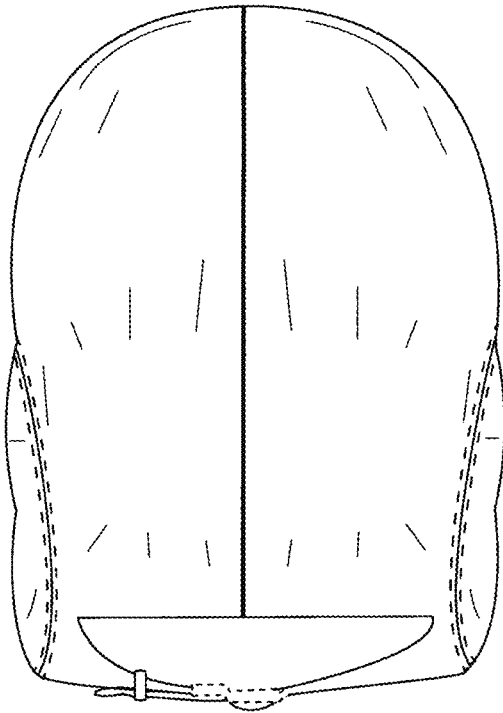


FIG. 5