



US00D599589S

(12) **United States Design Patent**
Cassel

(10) **Patent No.:** **US D599,589 S**

(45) **Date of Patent:** **** Sep. 8, 2009**

(54) **CLOSET DRAWER**

(75) Inventor: **Timothy S. Cassel**, Arlington, MA (US)

(73) Assignee: **Sterilite Corporation**, Townsend, MA (US)

(**) Term: **14 Years**

(21) Appl. No.: **29/327,678**

(22) Filed: **Nov. 11, 2008**

Related U.S. Application Data

(62) Division of application No. 29/271,428, filed on Jan. 18, 2007, now Pat. No. Des. 583,172.

(51) **LOC (9) Cl.** **06-06**

(52) **U.S. Cl.** **D6/510**

(58) **Field of Classification Search** D3/273,
D3/297, 319; D6/336, 396-397, 432-436,
D6/441, 445-446, 448, 509-511; D9/414;
D19/72, 86, 92; D34/20; 220/4.27; 312/108,
312/109, 138.1, 194, 199, 204, 213, 257.1,
312/265.5, 297, 330.1, 332.1, 348.4

See application file for complete search history.

(56) **References Cited**

U.S. PATENT DOCUMENTS

D327,967 S * 7/1992 Hikawa D34/20
D330,813 S * 11/1992 Spitzer et al. D6/432
D365,224 S * 12/1995 Pohlman D6/445

(Continued)

OTHER PUBLICATIONS

elfa Mesh Drawers, Container Store, Oct., 2005.
Utility Drawer Unit, Sterilite Corporation, 2006.
Elite Gold Drawers, HPII/Homz Catalog, 2000.
Drawers with Push Button Unlock on Frames, Iris USA, 2002.
Modular Stacking Cabinet, Stylemaster, 2005.
Modular File Drawer, Stylemaster, 2004.
Space Pro Drawers with Push Button Frame Unlock, IRIS, 2002.

Drawers, Sterilite Corporation, 2004.
Drawers, Sterilite Corporation, 2005.

Primary Examiner—Caron Veynar
Assistant Examiner—Ricky Pham
(74) *Attorney, Agent, or Firm*—Wilmer Cutler Pickering Hale and Dorr LLP

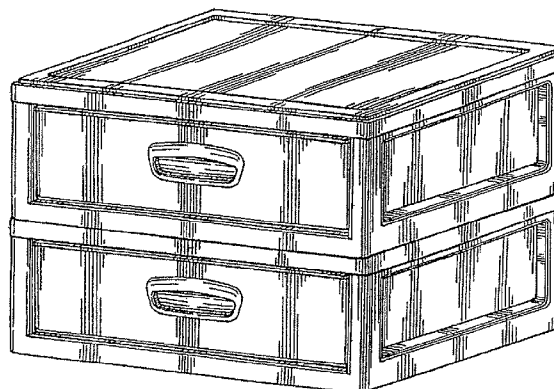
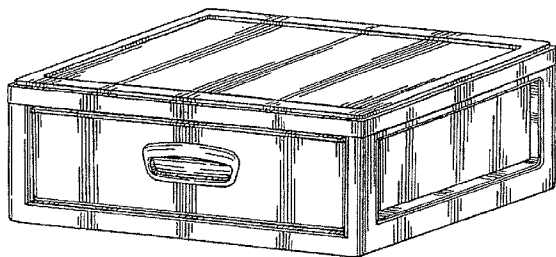
(57) **CLAIM**

The ornamental design for a closet drawer, as shown and described.

DESCRIPTION

FIG. 1 is a perspective view of a first embodiment thereof;
FIG. 2 is a front elevational view thereof;
FIG. 3 is a rear elevational view thereof;
FIG. 4 is a left side elevational view, the right side being a mirror image thereof;
FIG. 5 is a top view thereof;
FIG. 6 is a perspective view of a second embodiment thereof;
FIG. 7 is a front elevational view thereof;
FIG. 8 is a rear elevational view thereof, the top view being identical to FIG. 5;
FIG. 9 is a left side elevational view, the right side being a mirror image thereof;
FIG. 10 is a perspective view of a third embodiment thereof;
FIG. 11 is a front elevational view thereof;
FIG. 12 is a rear elevational view, the top view being identical to FIG. 5;
FIG. 13 is a left side elevational view, the right side being a mirror image thereof;
FIG. 14 is a perspective view of a fourth embodiment thereof;
FIG. 15 is a front elevational view thereof;
FIG. 16 is a rear elevational view thereof; and,
FIG. 17 is a left side elevational view, the right side view being a mirror image thereof, the top view being identical to FIG. 5.

1 Claim, 10 Drawing Sheets



US D599,589 S

Page 2

U.S. PATENT DOCUMENTS

D384,525	S	*	10/1997	McBrayer et al.	D6/446	6,764,148	B2	*	7/2004	Morris et al.	312/332.1
5,699,925	A	*	12/1997	Petruzzi	220/4.27	D501,615	S	*	2/2005	Chen	D6/446
D410,351	S	*	6/1999	Magnusson et al.	D6/446	D506,086	S	*	6/2005	Cassell	D6/441
D413,208	S	*	8/1999	Lee	D6/397	D506,090	S	*	6/2005	Ben-Or	D6/448
D431,934	S	*	10/2000	Chininis	D6/446	D518,708	S	*	4/2006	Ohayon	D9/414
6,193,340	B1	*	2/2001	Schenker et al.	312/265.5	D528,795	S	*	9/2006	Perella et al.	D3/297
D468,932	S	*	1/2003	Licari	D6/441	D536,738	S	*	2/2007	Smith	D19/92
D478,208	S	*	8/2003	Cassel	D3/273	D537,268	S	*	2/2007	Bixby et al.	D6/446
D483,206	S	*	12/2003	Schweikarth	D6/510	D537,651	S	*	3/2007	Seo et al.	D6/446
D483,963	S	*	12/2003	Cassel	D6/446	D546,582	S	*	7/2007	Moloney et al.	D6/445
D488,321	S	*	4/2004	Perella et al.	D6/434	D563,692	S	*	3/2008	DeCarlo et al.	D6/448

* cited by examiner

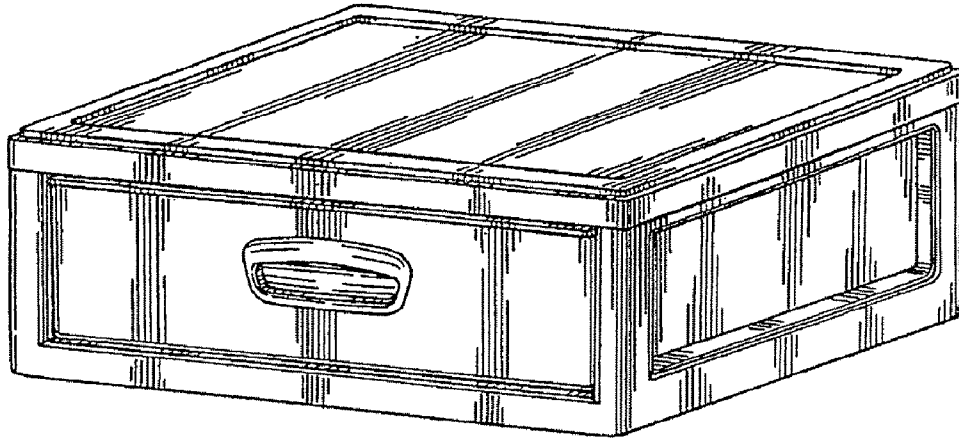


Fig. 1

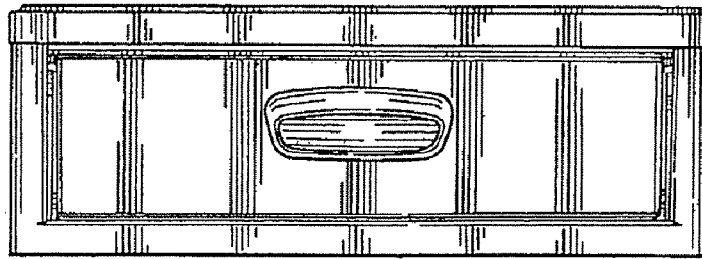


Fig. 2

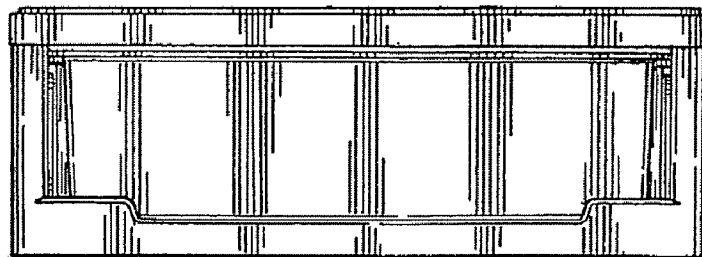


Fig. 3

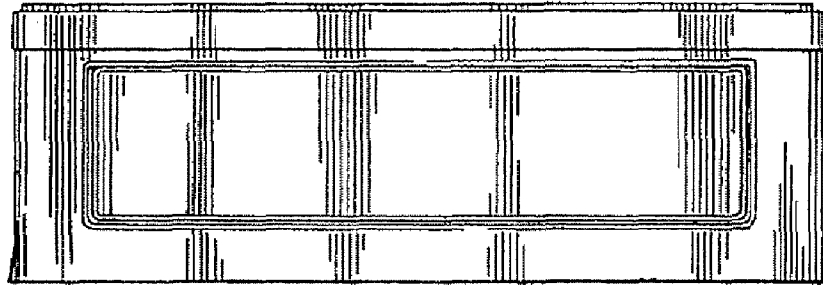


Fig. 4




Fig. 5

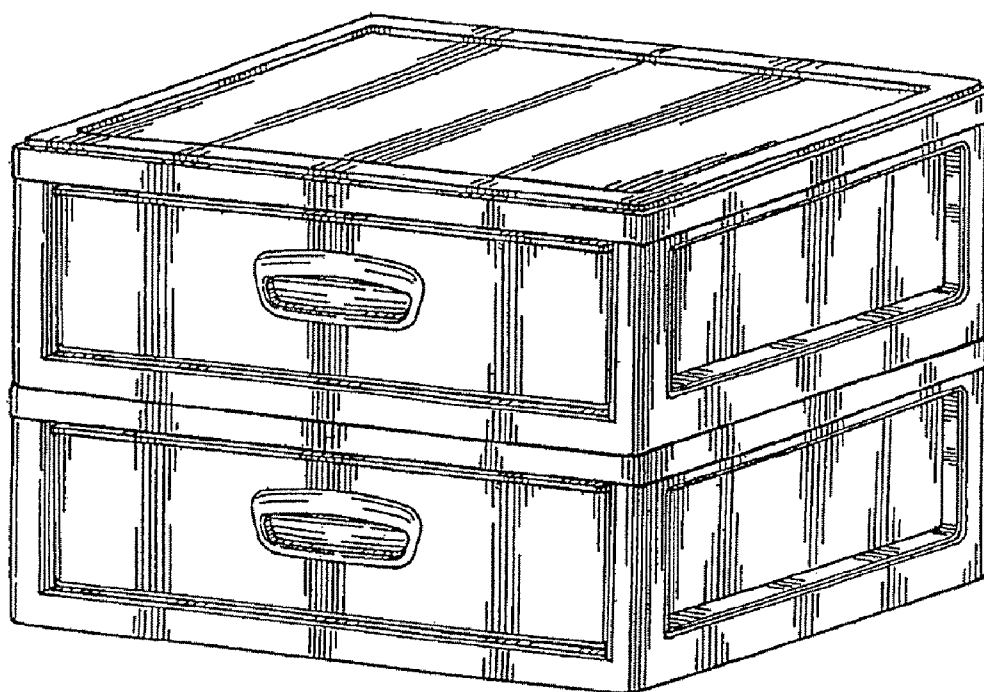


Fig. 6

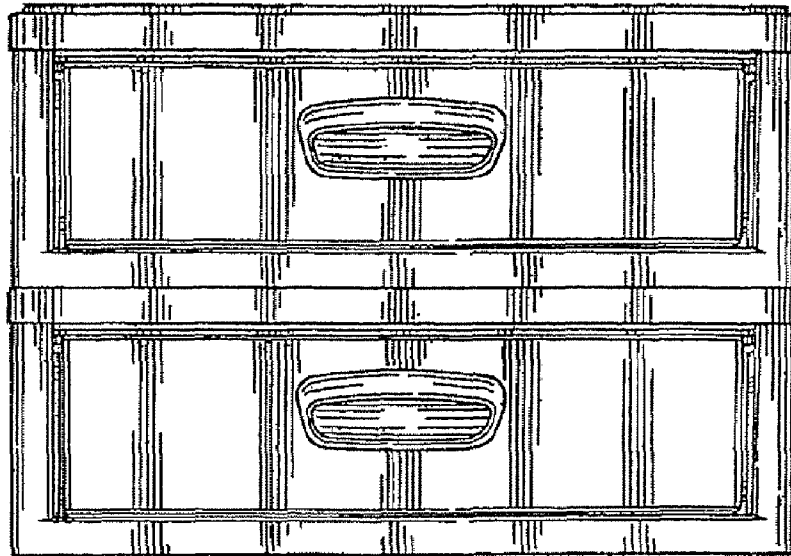


Fig. 7

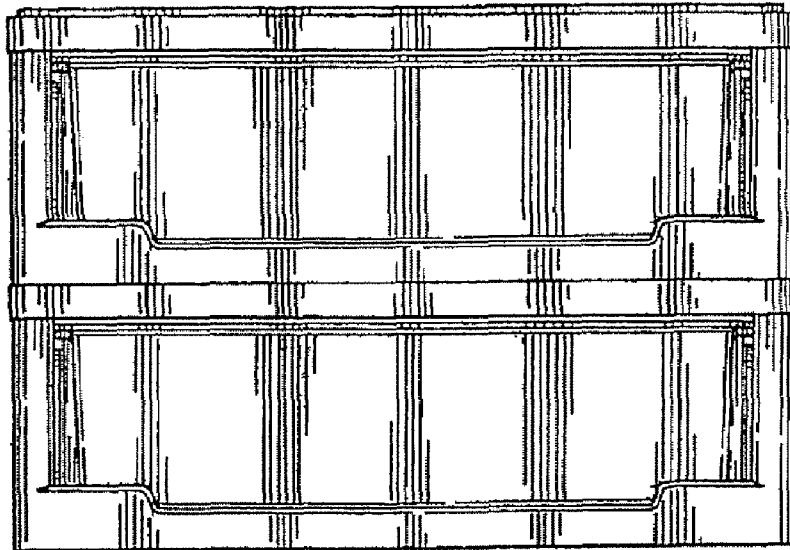


Fig. 8

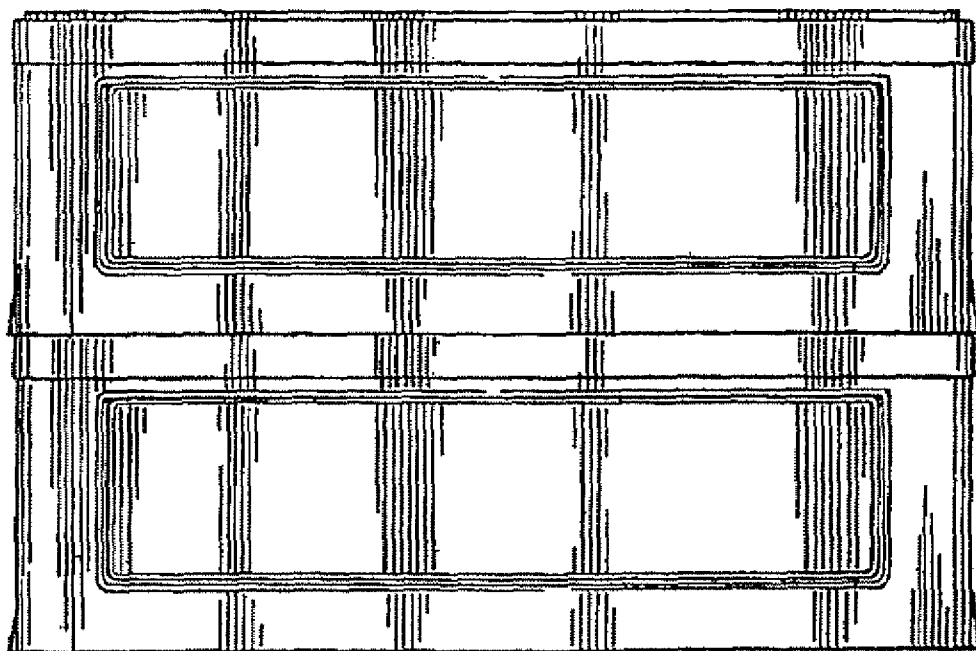


Fig. 9

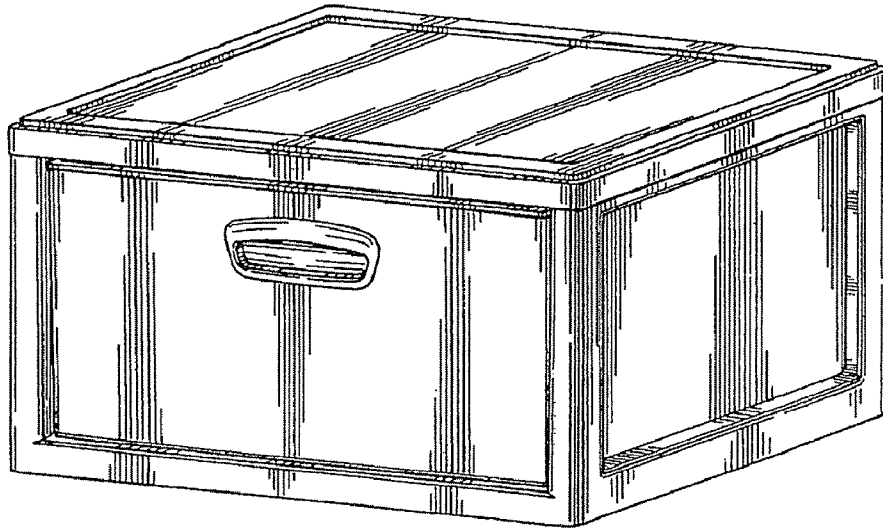


Fig. 10

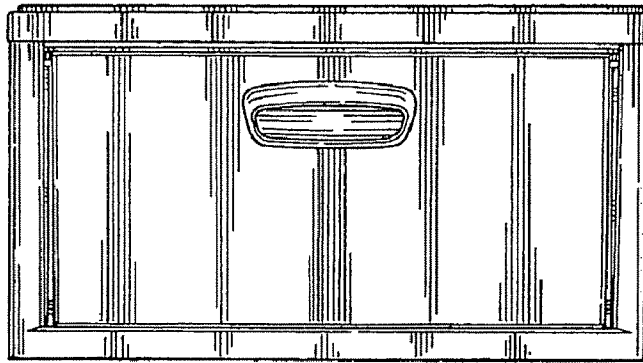


Fig. 11

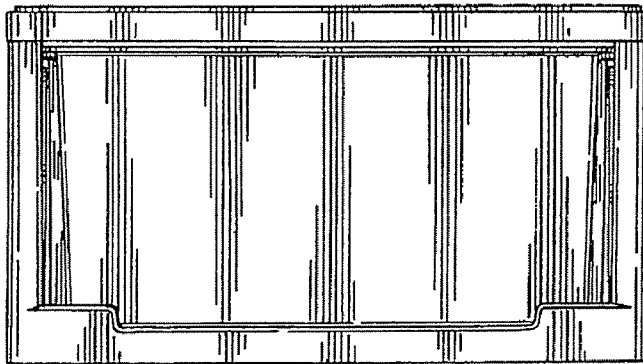


Fig. 12

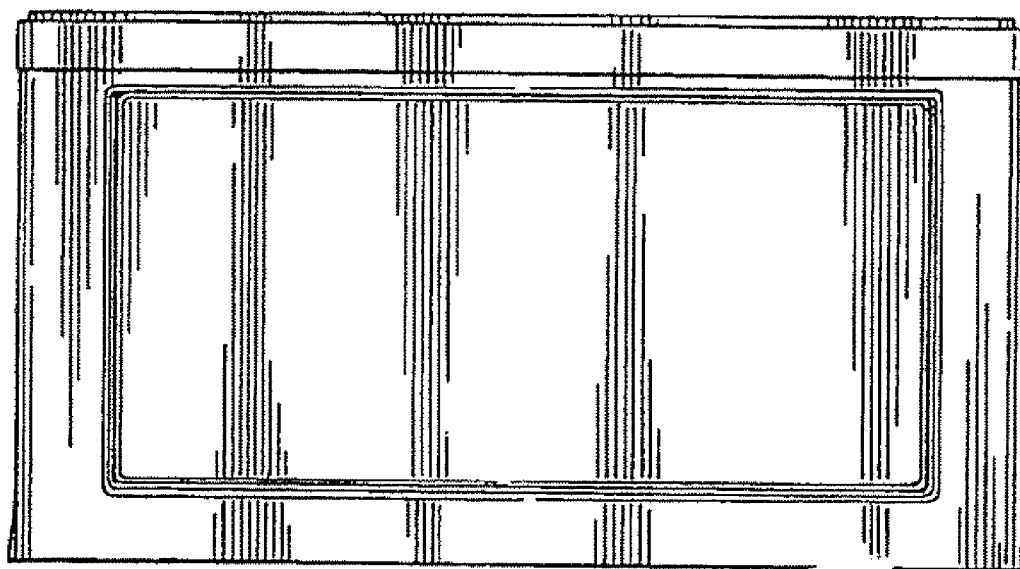


Fig. 13




Fig. 14



Fig. 15




Fig. 16

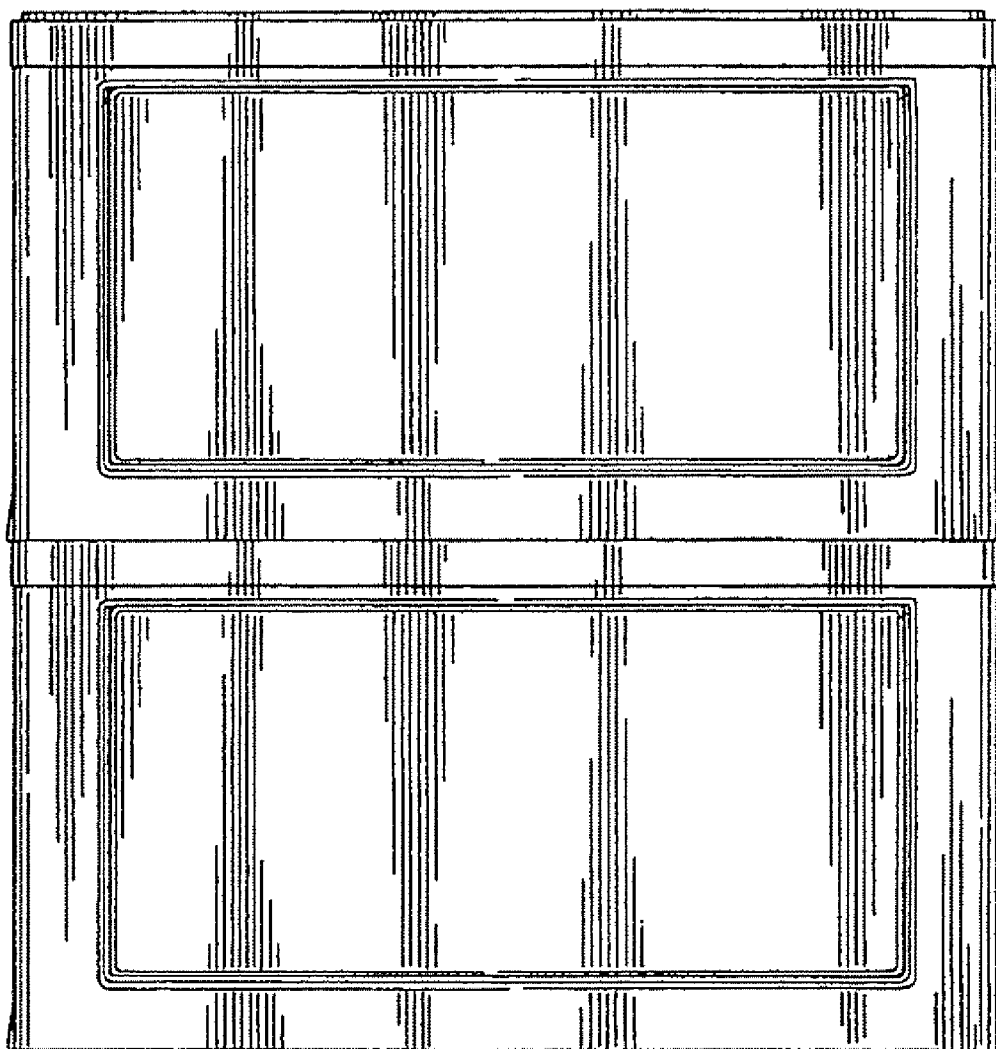


Fig. 17