



US00D550084S

(12) **United States Design Patent**  
**King**

(10) **Patent No.: US D550,084 S**

(45) **Date of Patent: \*\* Sep. 4, 2007**

(54) **CONTAINER AND CLOSURE**

(75) Inventor: **Roger Milner King**, Latimer (GB)

(73) Assignee: **Beeson and Sons Limited**,  
Rickmansworth (GB)

(\*\*) Term: **14 Years**

(21) Appl. No.: **29/239,804**

(22) Filed: **Oct. 4, 2005**

6,015,054 A *	1/2000	King et al.	.....	215/252
6,112,923 A *	9/2000	Ma	.....	215/252
D433,876 S *	11/2000	Freed	.....	D7/532
D449,991 S *	11/2001	King	.....	D9/453
D471,813 S *	3/2003	Shenkar	.....	D9/452
D472,101 S *	3/2003	Janky	.....	D7/532
D489,574 S *	5/2004	Copeland	.....	D7/536
D498,966 S *	11/2004	Fiedeler et al.	.....	D7/300.1
D504,066 S *	4/2005	King	.....	D9/453
D525,125 S *	7/2006	King	.....	D9/452
D525,523 S *	7/2006	King	.....	D9/443
D529,822 S *	10/2006	Munn	.....	D9/776

\* cited by examiner

**Related U.S. Application Data**

(62) Division of application No. 29/187,055, filed on Jul. 24, 2003, now Pat. No. Des. 515,425.

**Foreign Application Priority Data**

(30) Jan. 28, 2003 (GB) ..... 3010410  
Jan. 28, 2003 (GB) ..... 3010411

(51) **LOC (8) Cl.** ..... **09-01**

(52) **U.S. Cl.** ..... **D9/504; D9/453**

(58) **Field of Classification Search** ..... D9/500,  
D9/502-505, 516, 529, 551, 686-691, 694,  
D9/723-725, 727; D28/8, 73, 76, 85, 88-91;  
D24/197; 215/11.1-11.6, 330-340  
See application file for complete search history.

**References Cited**

**U.S. PATENT DOCUMENTS**

D67,869 S *	7/1925	Boswell	.....	D7/523
4,479,586 A *	10/1984	Csaszar	.....	215/258
5,533,633 A *	7/1996	King	.....	215/252
D392,187 S *	3/1998	King	.....	D9/453

*Primary Examiner*—Charles A. Rademaker

*Assistant Examiner*—Dana L. Sipos

(74) *Attorney, Agent, or Firm*—Stephen B. Salai, Esq.; Brian B. Shaw, Esq.; Harter Secrest & Emery

**CLAIM**

(57)

I claim the ornamental design for a container and closure, as shown and described.

**DESCRIPTION**

FIG. 1 is a front elevational view of a container and closure in accordance with the present invention;

FIG. 2 is a top plan view thereof;

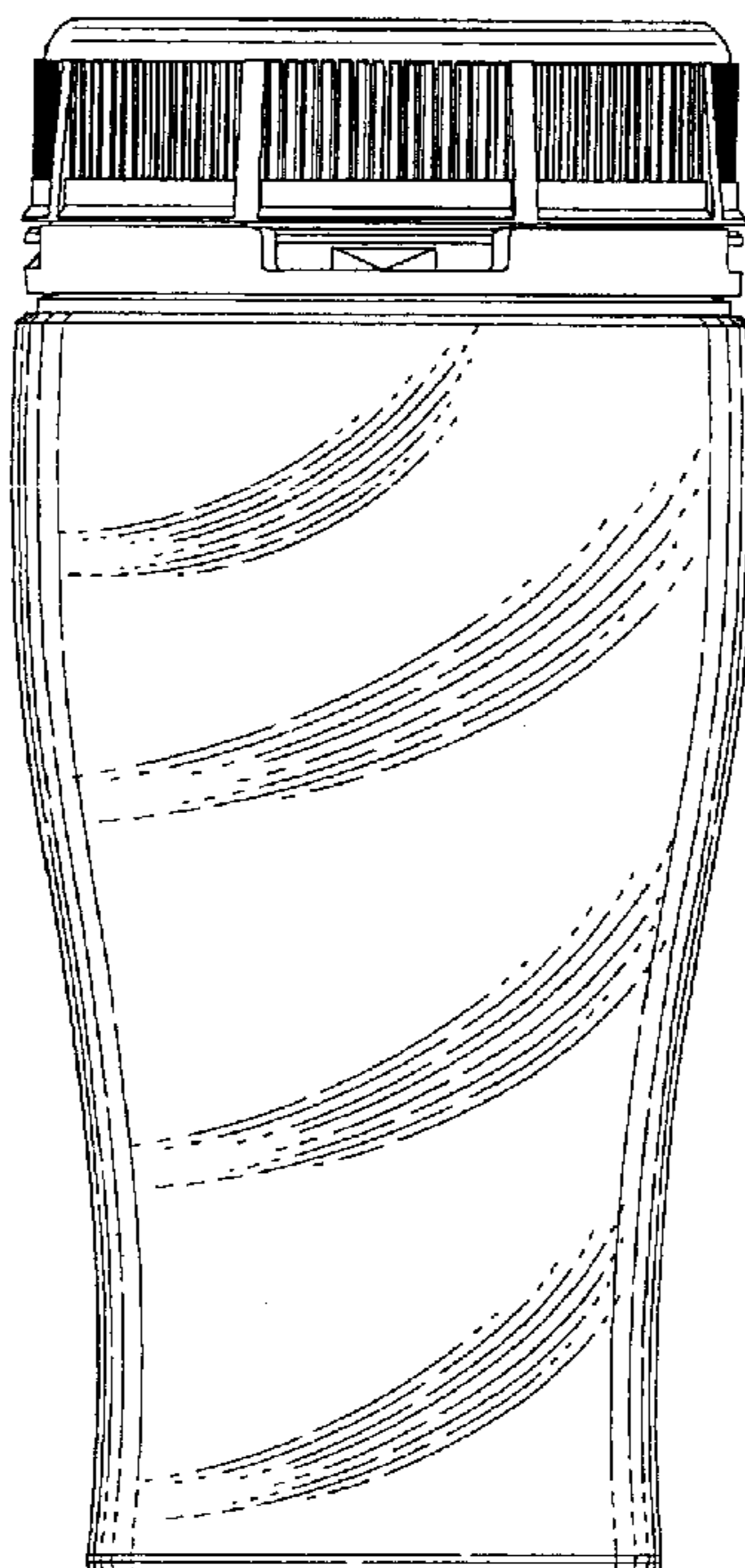
FIG. 3 is a bottom plan view thereof;

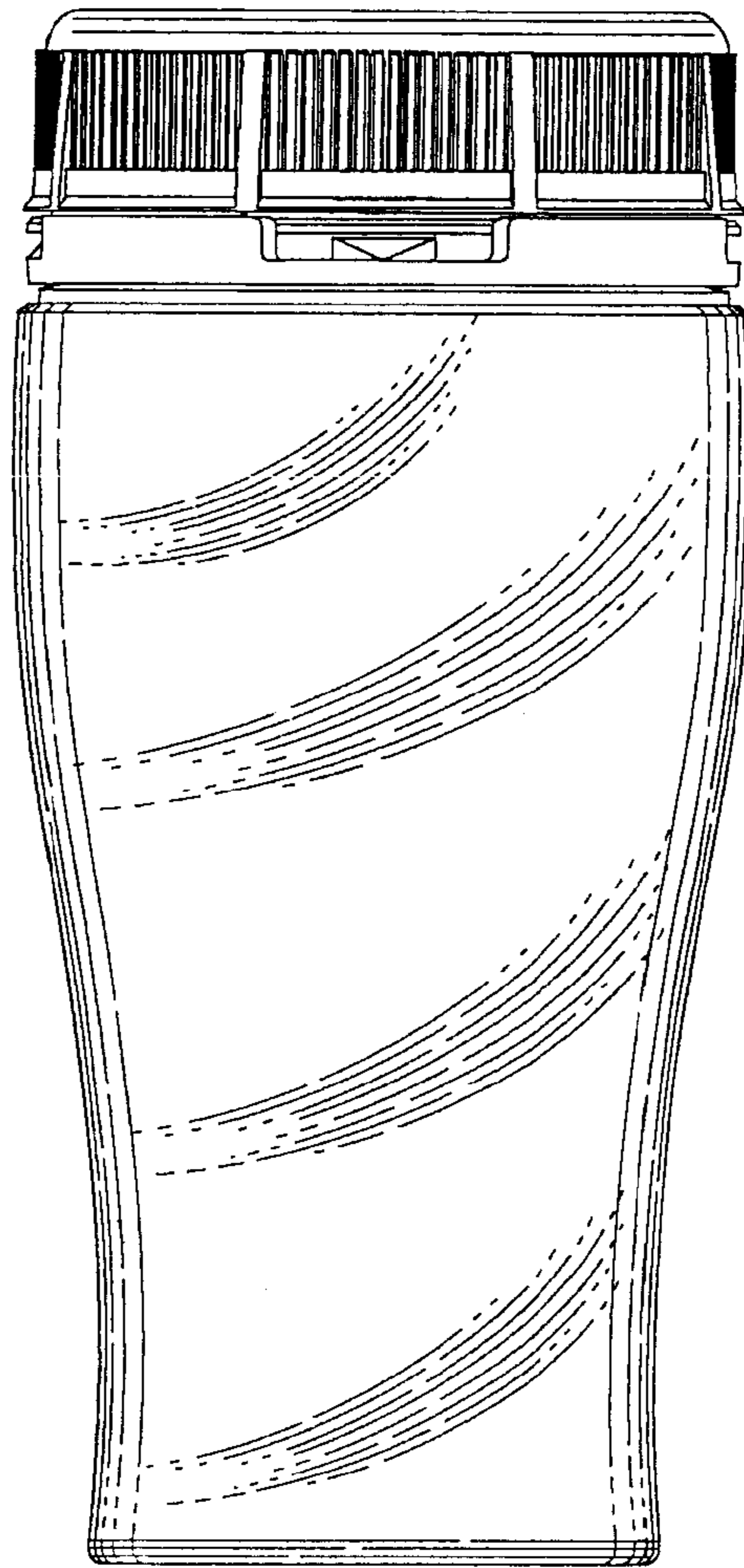
FIG. 4 is a front elevational view of a second embodiment of a container and closure showing my new design;

FIG. 5 is a top plan view thereof; and,

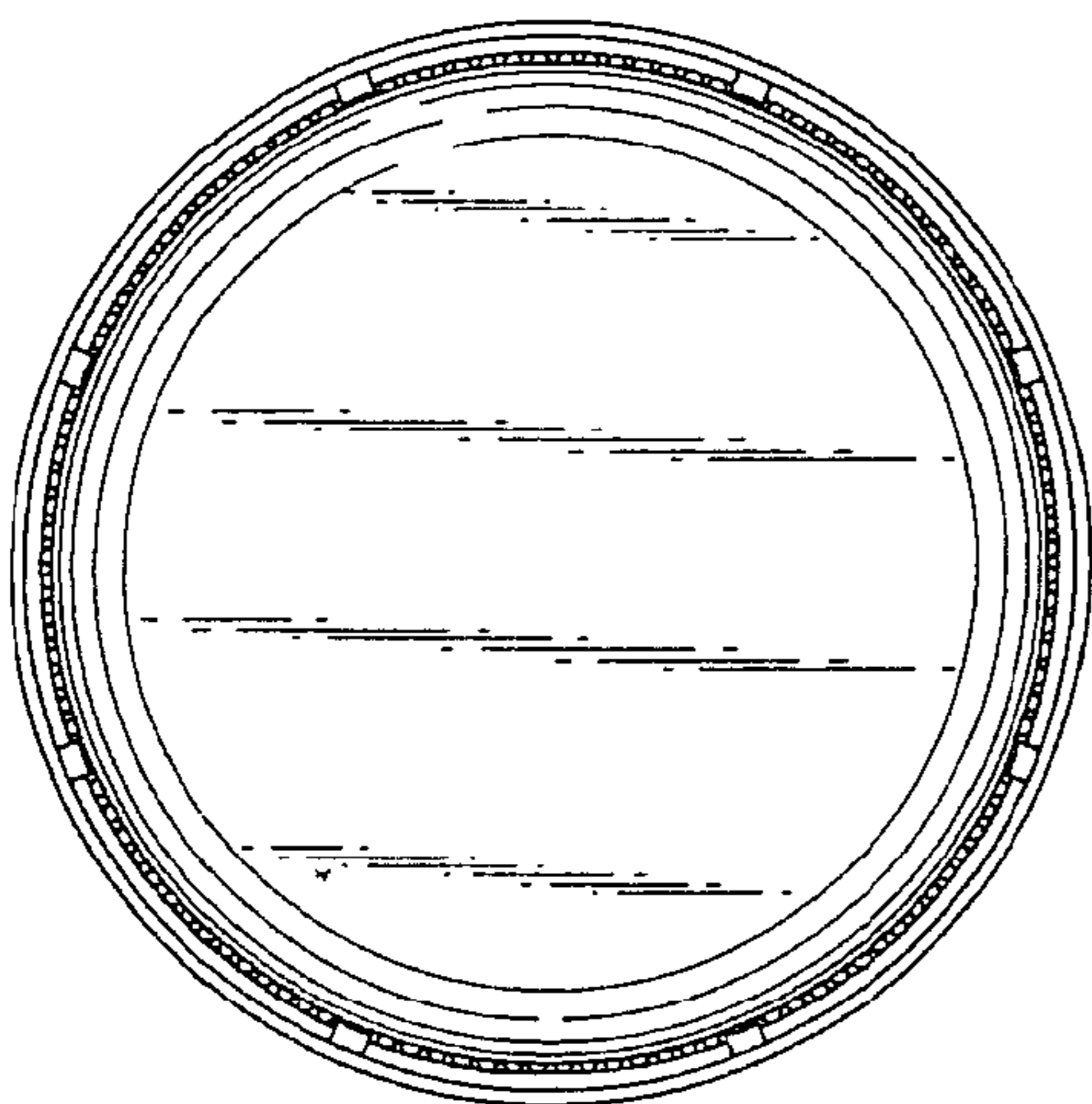
FIG. 6 is a bottom plan view thereof.

**1 Claim, 2 Drawing Sheets**

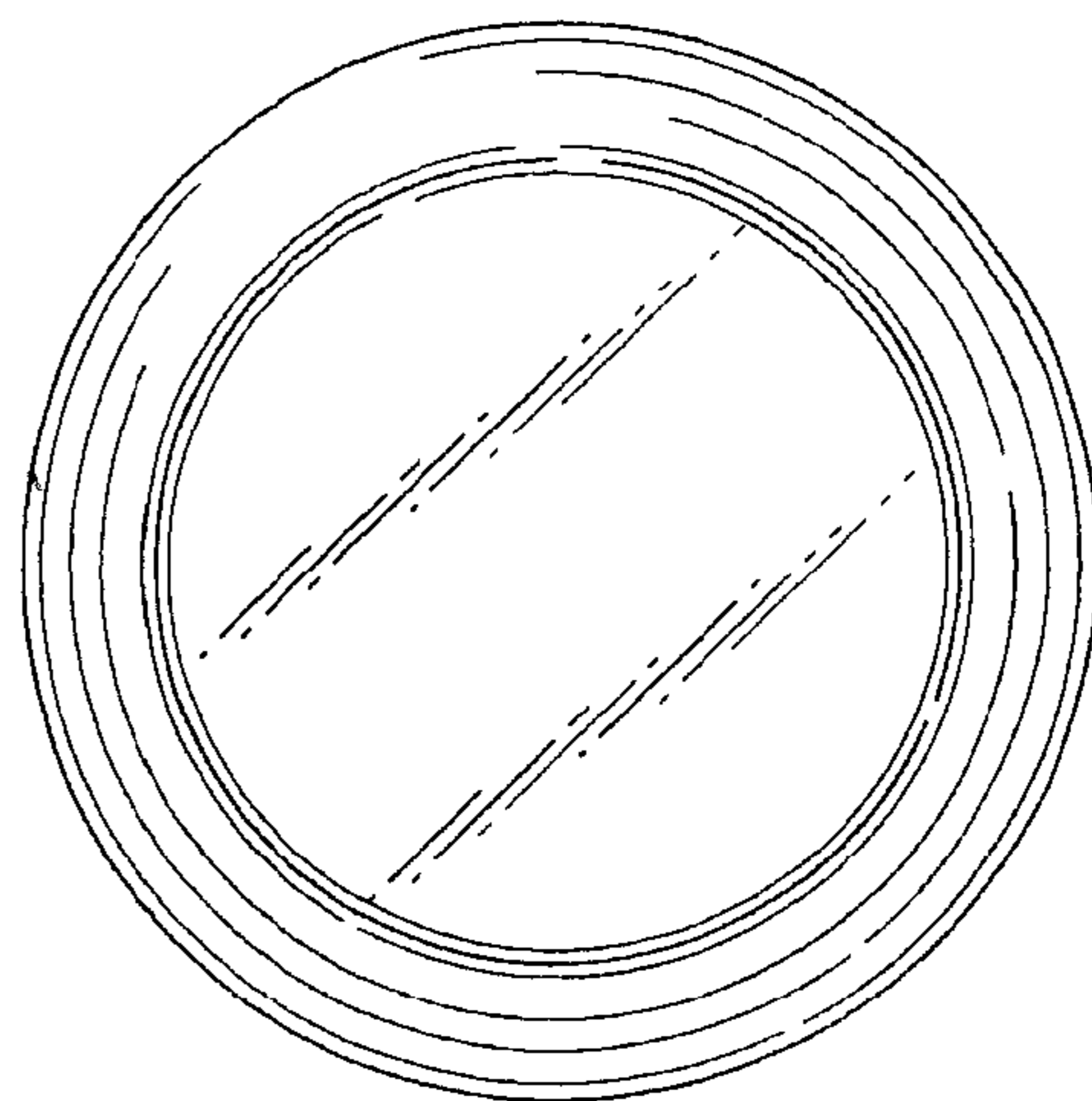




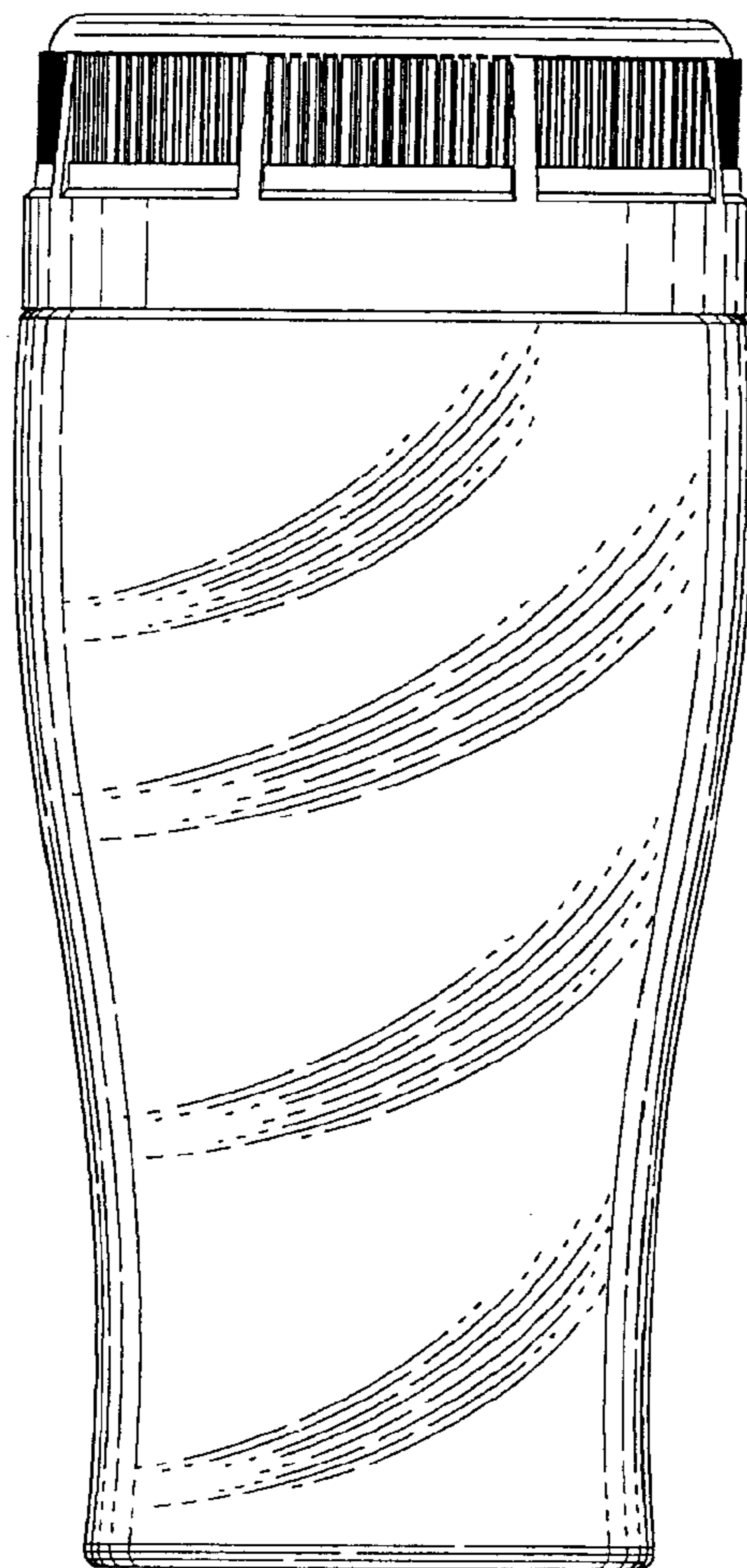
**Fig. 1**



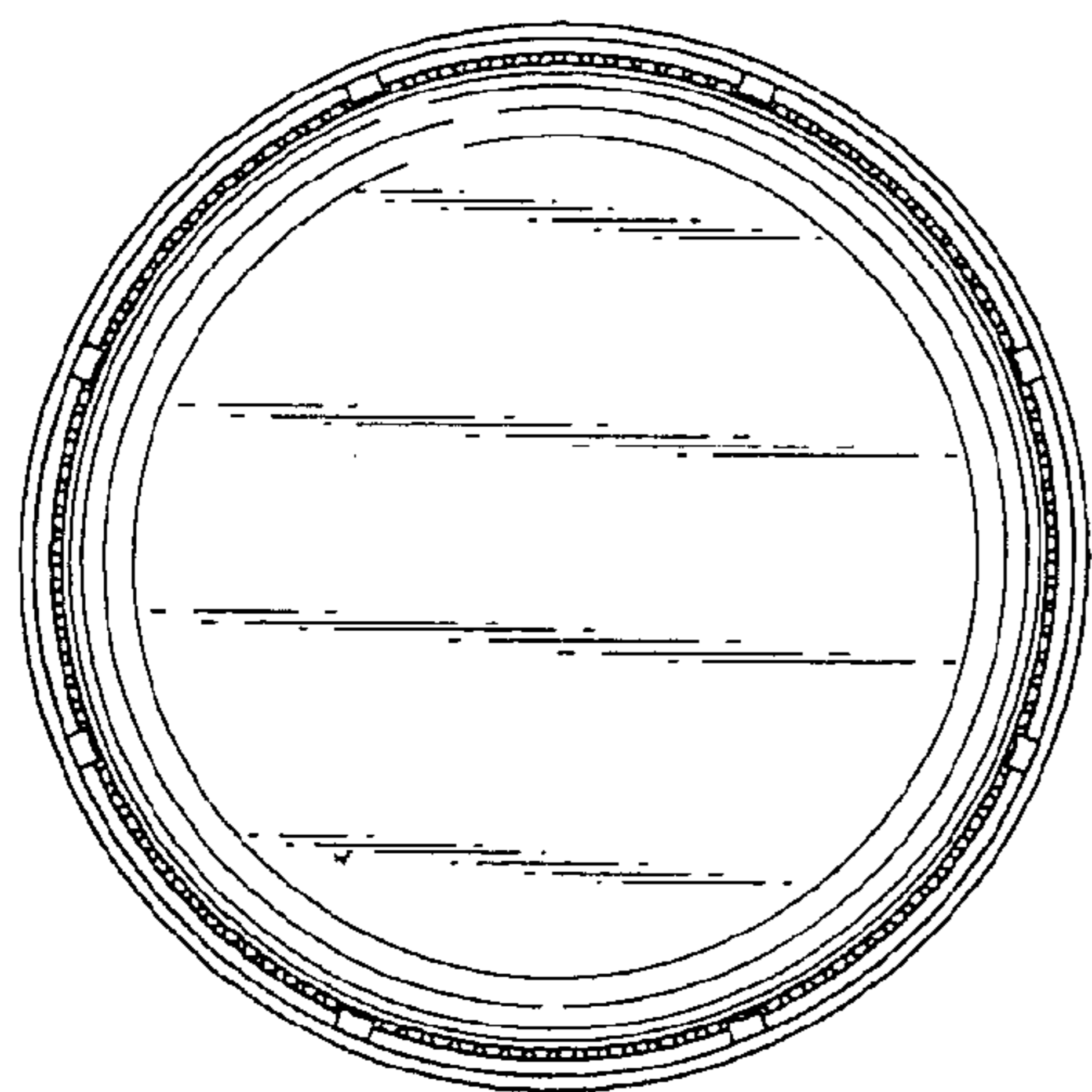
**Fig. 2**



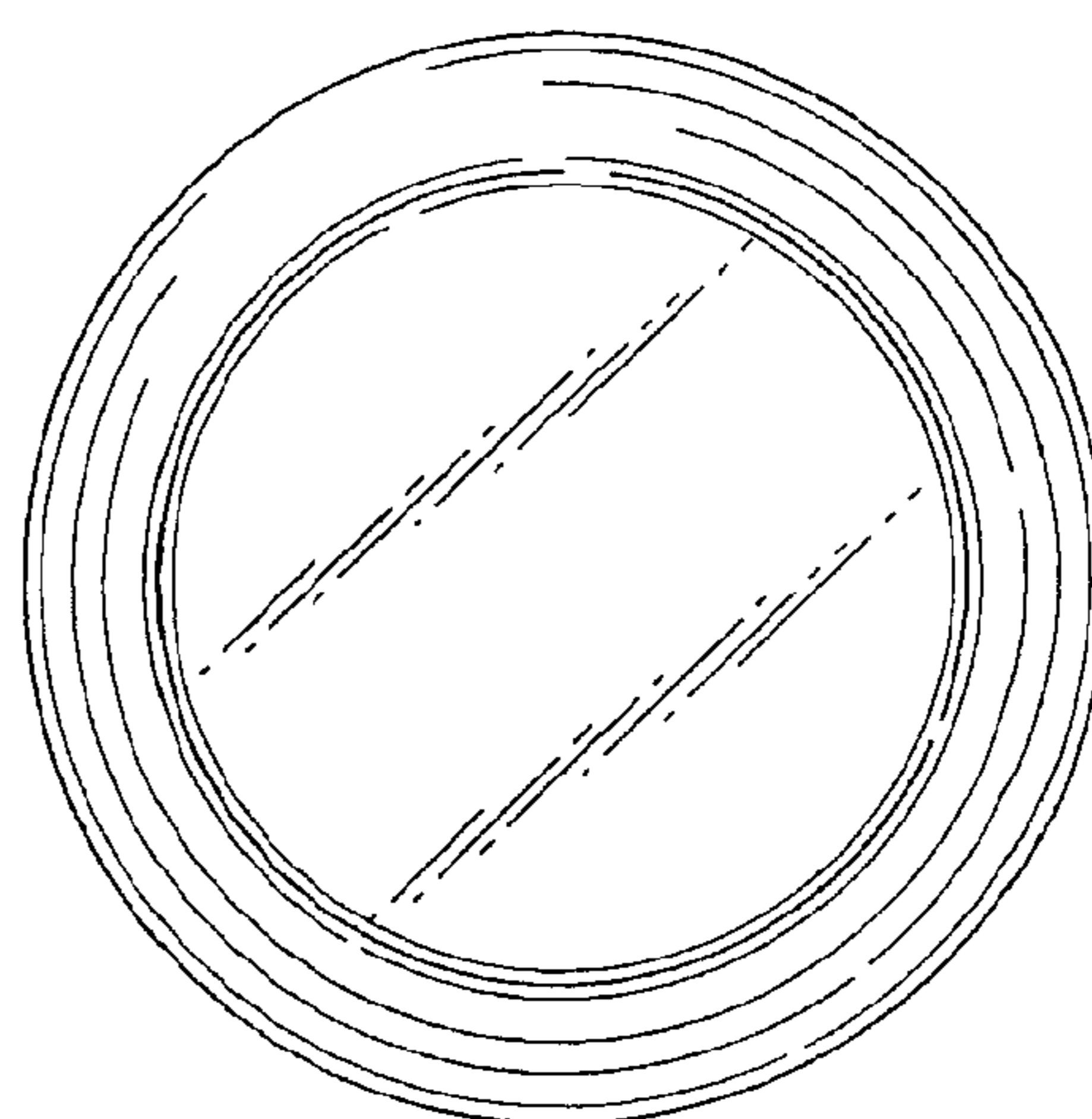
**Fig. 3**



**Fig. 4**



**Fig. 5**



**Fig. 6**