



US00D752007S

(12) **United States Design Patent**
Cho et al.

(10) **Patent No.:** **US D752,007 S**

(45) **Date of Patent:** **** Mar. 22, 2016**

(54) **MULTIMEDIA PHONE**

(71) Applicant: **MEIZU TECHNOLOGY CO., LTD.**,
Guangdong Province (CN)

(72) Inventors: **Youngsu Cho**, Guangdong Province
(CN); **Xiuzhang Huang**, Guangdong
Province (CN); **Yongxiang Bai**,
Guangdong Province (CN); **Wu Cheng**,
Guangdong Province (CN); **Jianwen**
Cao, Guangdong Province (CN)

(73) Assignee: **Meizu Technology Co., Ltd.**, Zhuhai,
Guangdong Province (CN)

(**) Term: **14 Years**

(21) Appl. No.: **29/482,144**

(22) Filed: **Feb. 14, 2014**

(30) **Foreign Application Priority Data**

Sep. 6, 2013 (CN) 2013 3 0430382

(51) **LOC (10) Cl.** **14-03**

(52) **U.S. Cl.**
USPC **D14/138 AA**

(58) **Field of Classification Search**

USPC D14/137, 138 R, 138 AA, 138 C, 138 G,
D14/142, 144, 147, 240, 247, 248, 250,
D14/341-347, 496, 138; D13/168; D18/7;
455/90.2, 90.3, 550.1, 556.1, 556.2;
379/433.01; 348/14.02; D25/119, 121,
D25/123
CPC ... H04M 1/02; H04M 1/0202; H04M 1/0206;
H04M 1/0208; H04M 1/021; H04M 1/0212;
H04M 1/0214; H04M 1/0216; H04M 1/0241;
H04M 1/0264; G06F 1/1626
See application file for complete search history.

(56) **References Cited**

U.S. PATENT DOCUMENTS

D558,758 S * 1/2008 Andre D14/138 G
D602,014 S 10/2009 Andre et al.

D622,720 S * 8/2010 Andre D14/203.7
D633,091 S * 2/2011 Andre D14/341
D638,835 S * 5/2011 Akana D14/341
D642,563 S 8/2011 Akana et al.
D673,148 S * 12/2012 Akana D14/341

(Continued)

FOREIGN PATENT DOCUMENTS

CA 148794 S 3/2014
IN 214918 2/2008

(Continued)

OTHER PUBLICATIONS

Communication From the Taiwanese Patent Office Regarding a
Counterpart Foreign Application Dated (Taiwan Year 103) May 14,
2014.

(Continued)

Primary Examiner — Sandra Snapp

(74) Attorney, Agent, or Firm — Rosenberg, Klein & Lee

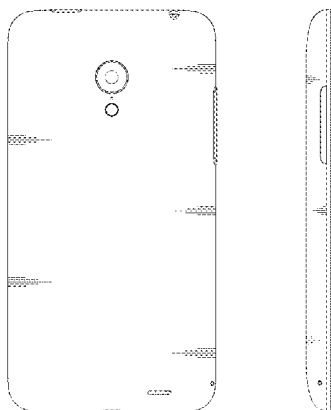
(57) **CLAIM**

The ornamental design for a multimedia phone, as shown and
described.

DESCRIPTION

FIG. 1 is a front elevational view of a multimedia phone
showing our new design;
FIG. 2 is a rear elevational view thereof;
FIG. 3 is a left-side elevational view thereof;
FIG. 4 is a right-side elevational view thereof;
FIG. 5 is a top plan view thereof; and,
FIG. 6 is a bottom plan view thereof.
The diagonal lines with alternating thick and thin lines as
shown in FIG. 1 illustrate the portions of the design that are
white in color.

1 Claim, 5 Drawing Sheets



(56)

References Cited

U.S. PATENT DOCUMENTS

D673,947 S * 1/2013 Andre D14/341
D673,948 S * 1/2013 Andre D14/341
D674,383 S * 1/2013 Andre D14/341
D675,202 S * 1/2013 Andre D14/341
D675,612 S * 2/2013 Andre D14/341
D681,032 S * 4/2013 Akana D14/341
D696,251 S * 12/2013 Andre D14/341
D698,352 S * 1/2014 Andre D14/341
D700,165 S * 2/2014 Chung D14/138 G
D707,223 S * 6/2014 Akana D14/341
D708,159 S * 7/2014 Kim D14/138 G
D713,830 S * 9/2014 Dhondt D14/248
D714,769 S * 10/2014 Rayner D14/250
D714,770 S * 10/2014 Nolan D14/250
D716,781 S * 11/2014 Andre D14/250
D721,355 S * 1/2015 Chung D14/248
D721,669 S * 1/2015 Kleiner D14/138 G

2009/0247244 A1 * 10/2009 Mittleman H04M 1/035
455/575.1
2010/0123632 A1 * 5/2010 Hill H01Q 1/243
343/702

FOREIGN PATENT DOCUMENTS

IN 234324 11/2011
IN 249746 8/2013
JP 1509413 S 10/2014
KR 30-0725345 S 1/2014

OTHER PUBLICATIONS

Communication From the Japanese Patent Office Regarding a Counterpart Foreign Application Dated (Emporer Year 26) Nov. 4, 2014.

Communication From the Indian Pantent Office Regarding a Counterpart Foreign Application Dated Sep. 22, 2014.

* cited by examiner

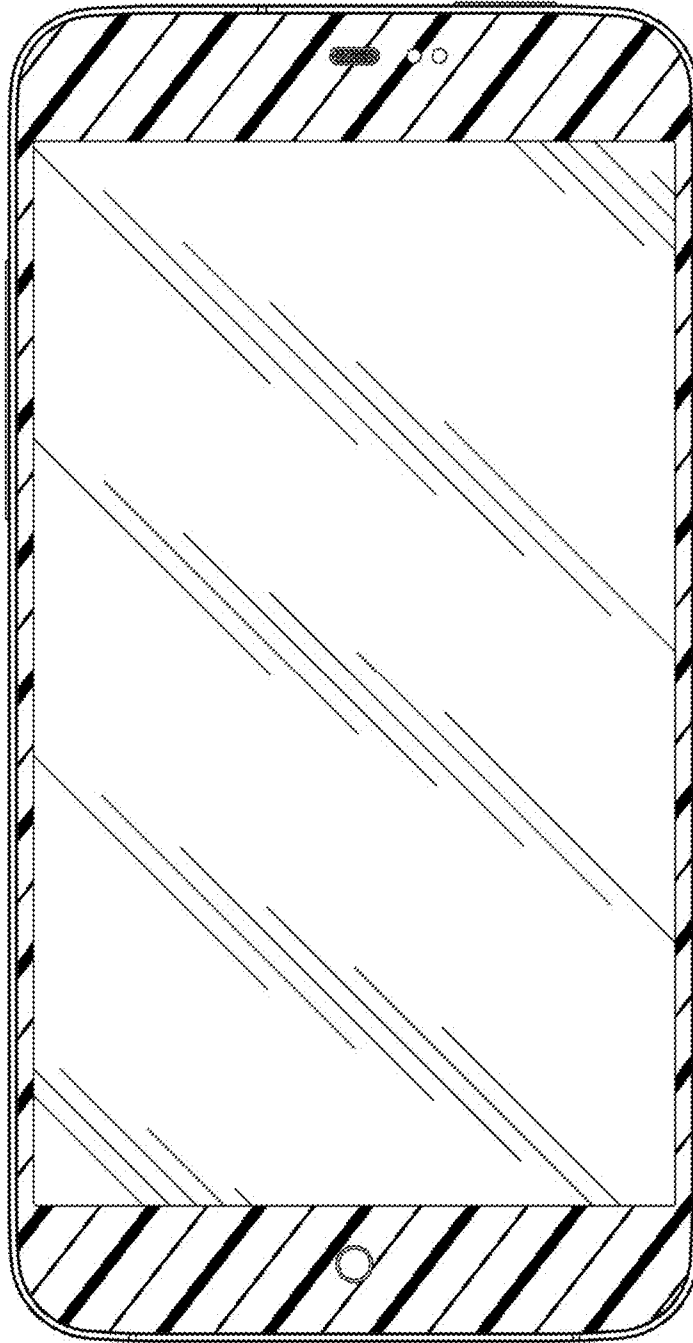


FIG. 1

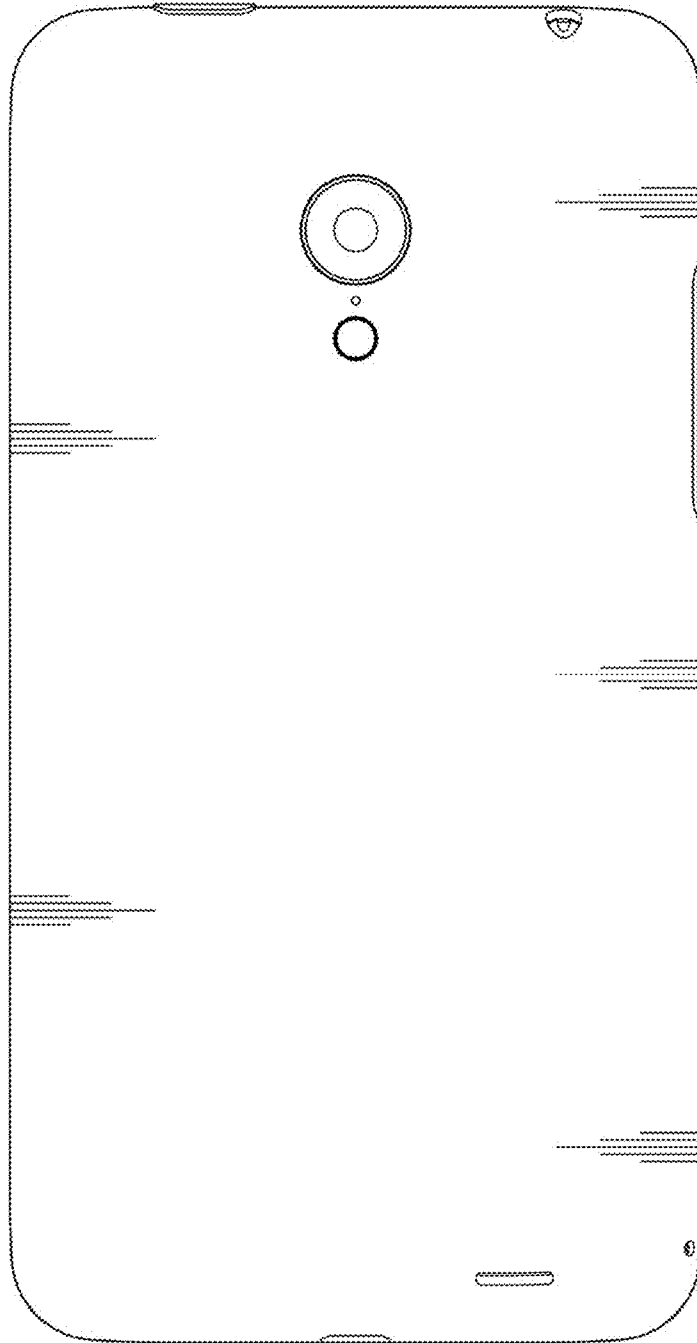


FIG. 2

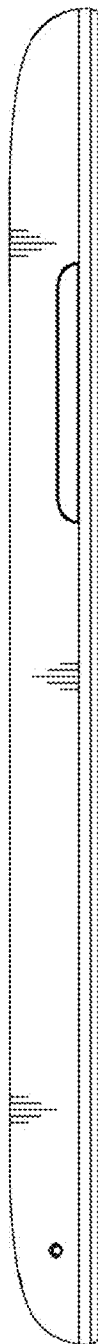


FIG. 3



FIG. 4




FIG. 5



FIG. 6