



US00D776003S

(12) **United States Design Patent**
Lee et al.

(10) **Patent No.:** **US D776,003 S**
(45) **Date of Patent:** **** Jan. 10, 2017**

(54) **LIGHT TACTICAL VEHICLE HULL**

Primary Examiner — T. Chase Nelson

Assistant Examiner — Ania Aman

(71) Applicants: **Chu-Hwa Lee**, Troy, MI (US); **James A. Capouellez**, Lake Orion, MI (US); **Demetrio M. Lacap**, Shelby Township, MI (US); **Shawn J. Keller**, Macomb, MI (US)

(74) *Attorney, Agent, or Firm* — Thomas W. Saur; Gary A. Smith

(72) Inventors: **Chu-Hwa Lee**, Troy, MI (US); **James A. Capouellez**, Lake Orion, MI (US); **Demetrio M. Lacap**, Shelby Township, MI (US); **Shawn J. Keller**, Macomb, MI (US)

(57) **CLAIM**

The ornamental design for a light tactical vehicle hull, as shown and described.

(73) Assignee: **The United States of America as represented by the Secretary of the Army**, Washington, DC (US)

DESCRIPTION

(**) Term: **14 Years**

The invention described here may be made, used and licensed by and for the U.S. government for governmental purposes without paying royalty to us.

(21) Appl. No.: **29/508,573**

FIG. 1 is a front, left, top isometric view of a light tactical vehicle hull;

(22) Filed: **Nov. 7, 2014**

FIG. 2 is a second, close-up, front, left, top isometric view thereof;

(51) **LOC (10) Cl.** **12-13**

FIG. 3 is third, close-up, front, left, top isometric view thereof;

(52) **U.S. Cl.**
USPC **D12/12**

FIG. 4 is a rear, left, top isometric view thereof;

(58) **Field of Classification Search**
USPC D12/1, 12, 14, 15

FIG. 5 is a left side view thereof;

(Continued)

FIG. 6 is a right side view thereof;

(56) **References Cited**

U.S. PATENT DOCUMENTS

2,382,862 A 8/1945 Davis
D164,216 S 8/1951 Baldine

(Continued)

FIG. 7 is a front view thereof;

FIG. 8 is a rear view thereof;

FIG. 9 is a top plan view thereof;

FIG. 10 is a bottom plan view thereof;

FIG. 11 is a bottom, front, left isometric view thereof;

FIG. 12 is a bottom, front, right isometric view thereof;

FIG. 13 is a bottom, rear, left isometric view thereof;

FIG. 14 is a second bottom, rear, left isometric view thereof;

FIG. 15 is a bottom, rear, right isometric view thereof; and,

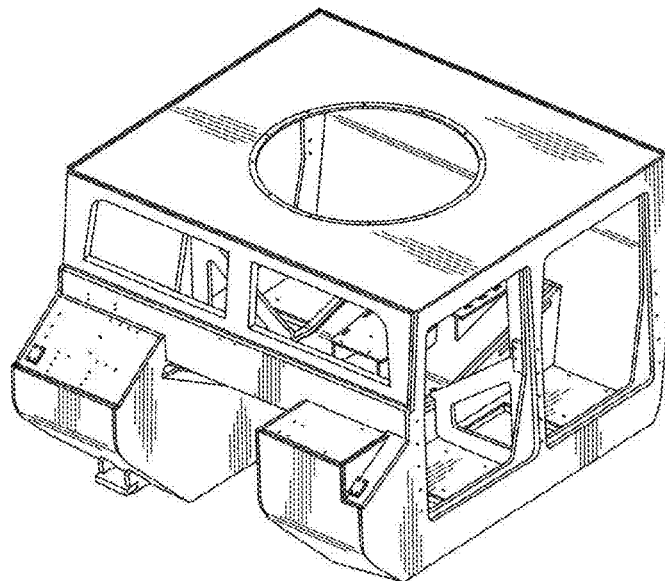
FIG. 16 is a sectional view taken at line 16-16 on FIG. 9.

All views are orthogonal unless otherwise indicated. The broken lines shown on FIG. 1 depict environmental structure only, and form no part of the claimed design.

OTHER PUBLICATIONS

Interlocking Joints, Downloaded from Internet, Jun. 2014, 14 Pages.

1 Claim, 16 Drawing Sheets



US D776,003 S

(58) **Field of Classification Search**

CPC F41H 5/20; F41H 7/04; F41H 5/26;
F41H 5/013; F41H 7/02; F41H
5/18; F41H 5/14; F41H 7/00; F41H 7/03;
F41H 7/048; F41H 7/042; F41H 7/044
See application file for complete search history.

(56) **References Cited**

U.S. PATENT DOCUMENTS

2,662,793 A 12/1953 Lindsay
3,243,898 A 4/1966 Lewis et al.
3,318,024 A 5/1967 Fujinaka et al.
4,280,393 A 7/1981 Giraud et al.
4,362,083 A 12/1982 Straub
4,412,122 A 10/1983 Bohm et al.
4,416,485 A 11/1983 Long
4,492,282 A 1/1985 Appelblatt et al.
5,600,085 A 2/1997 Schalke et al.
5,663,520 A 9/1997 Ladika et al.
6,187,451 B1 2/2001 Boos
D465,435 S 11/2002 Legueu
7,225,717 B2 6/2007 Williams
7,237,833 B1 7/2007 Moll
D548,646 S 8/2007 Green, Jr. et al.
D552,507 S 10/2007 Hammick
D580,825 S 11/2008 Green, Jr.
D593,450 S 6/2009 Green, Jr. et al.
7,695,053 B1 4/2010 Boczek et al.
7,741,580 B2 6/2010 Holdren
7,770,506 B2 8/2010 Johnson et al.
8,096,225 B1 1/2012 Johnson et al.
8,146,477 B2 4/2012 Joynt

8,151,685 B2 4/2012 Joynt
8,413,567 B2 4/2013 Luther et al.
8,454,082 B2 6/2013 Medwell
8,601,931 B2 12/2013 Naroditsky et al.
8,616,617 B2 12/2013 Sherbeck et al.
8,640,595 B2 2/2014 Henker et al.
8,667,880 B1 3/2014 Berman
D738,784 S * 9/2015 Tunis D12/12
9,163,910 B2 * 10/2015 Harmon F41H 7/044
2005/0132873 A1 6/2005 Supisiche et al.
2006/0201319 A1 9/2006 De Wet
2007/0186762 A1 8/2007 Dehart et al.
2011/0259185 A1 * 10/2011 Berning F41H 5/0457
89/36.02
2011/0314999 A1 * 12/2011 Luther F41H 7/044
89/36.02
2012/0097019 A1 * 4/2012 Sherbeck F41H 7/044
89/36.02
2012/0153675 A1 6/2012 Rawlinson et al.
2012/0174767 A1 * 7/2012 Naroditsky F41H 7/042
89/36.08
2012/0180637 A1 7/2012 Kocher
2012/0186428 A1 7/2012 Peer et al.
2012/0297966 A1 11/2012 Hunn et al.
2013/0241237 A1 9/2013 Dziuba et al.
2014/0060304 A1 * 3/2014 Harmon F41H 7/044
89/36.02
2014/0216238 A1 * 8/2014 Pfennig F41H 7/042
89/36.02
2016/0047631 A1 * 2/2016 Berman F41H 7/042
296/187.07
2016/0131458 A1 * 5/2016 Harmon F41H 7/044
89/36.08

* cited by examiner

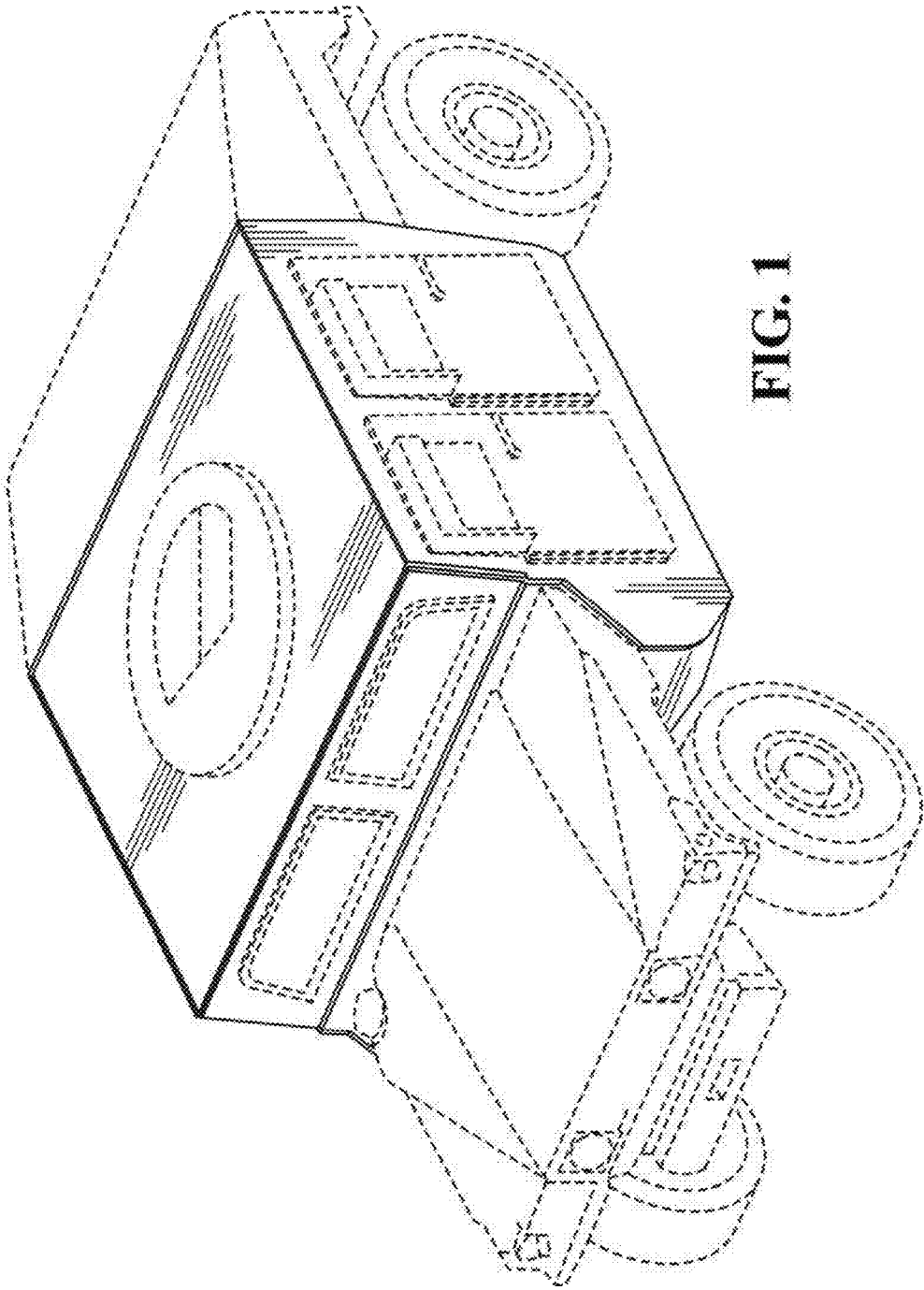


FIG. 1

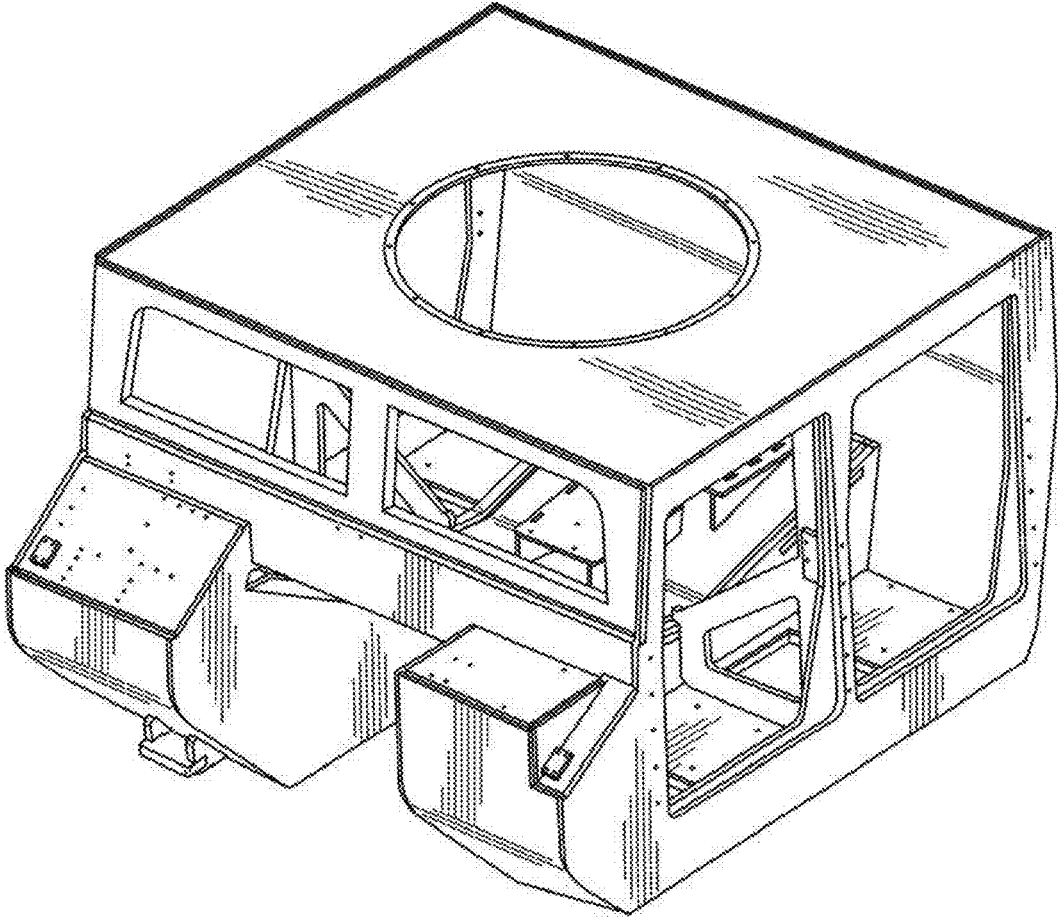


FIG. 2

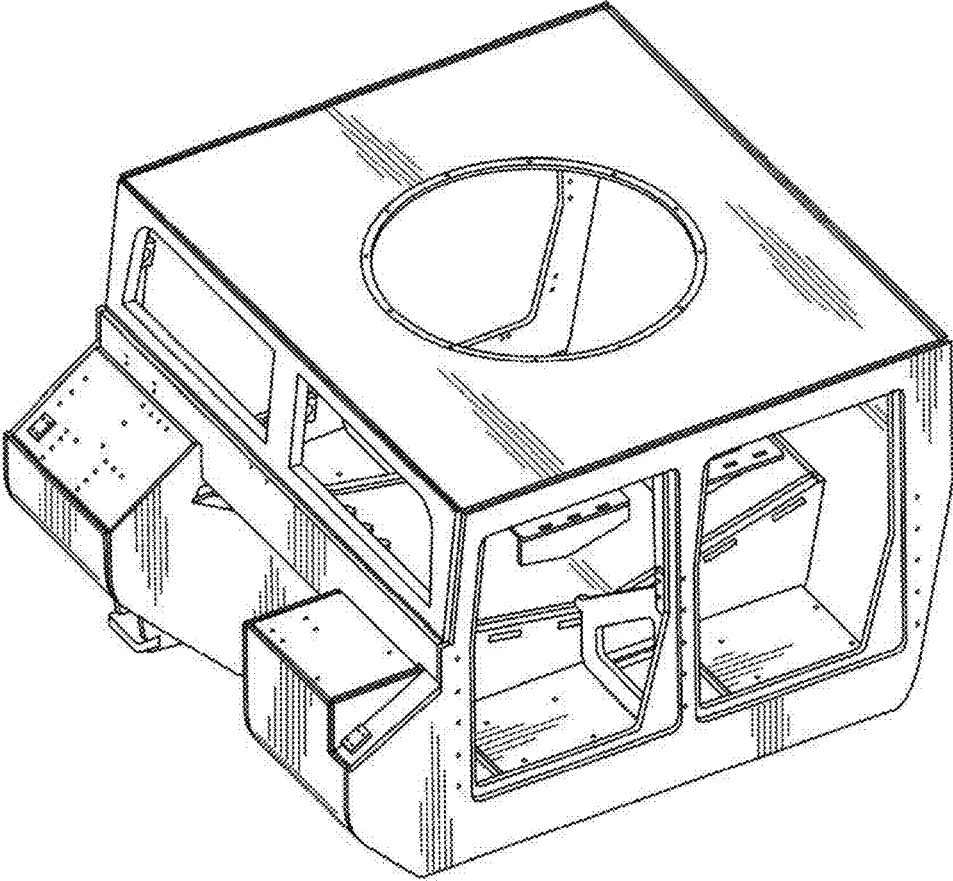


FIG. 3

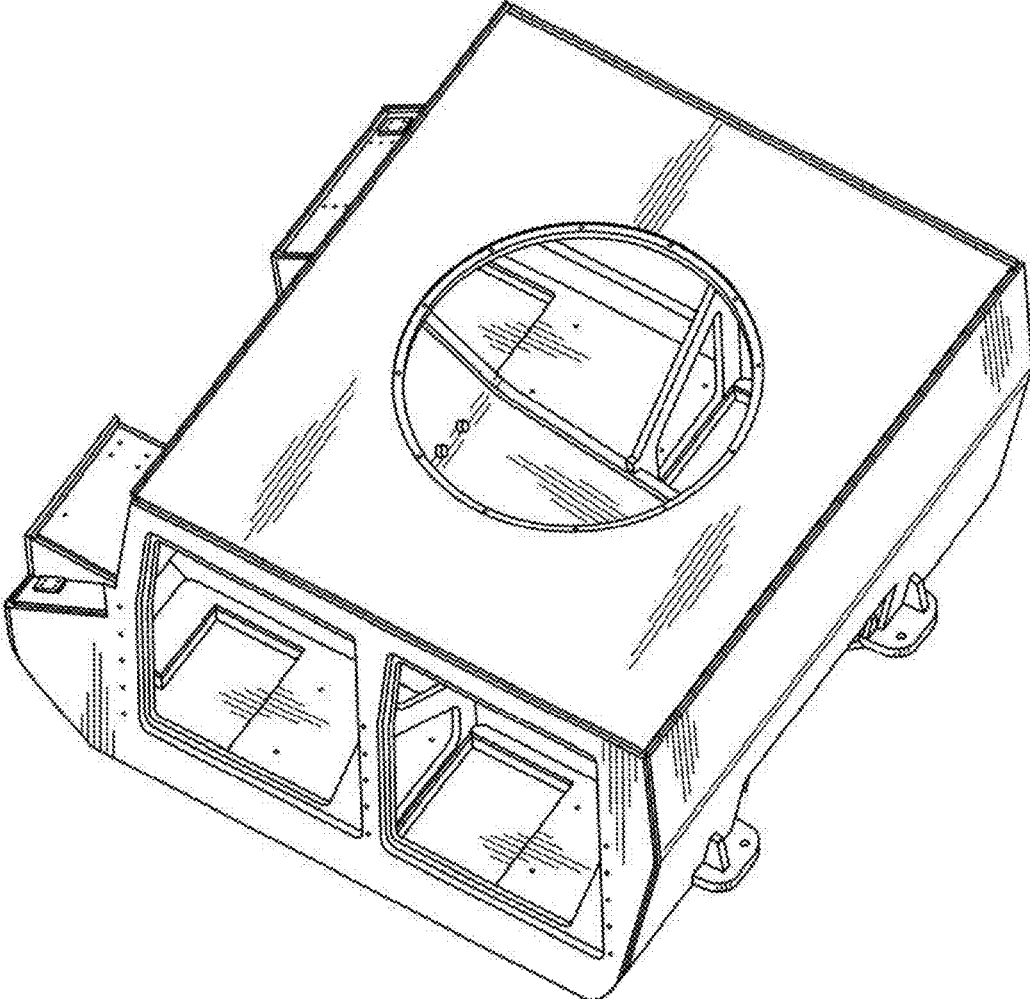


FIG. 4

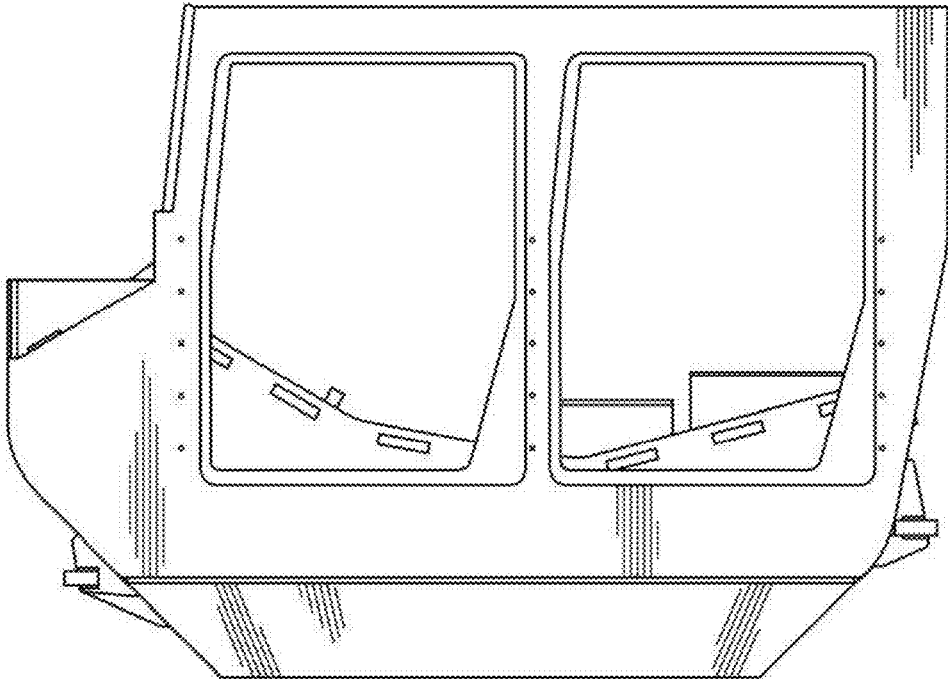


FIG. 5

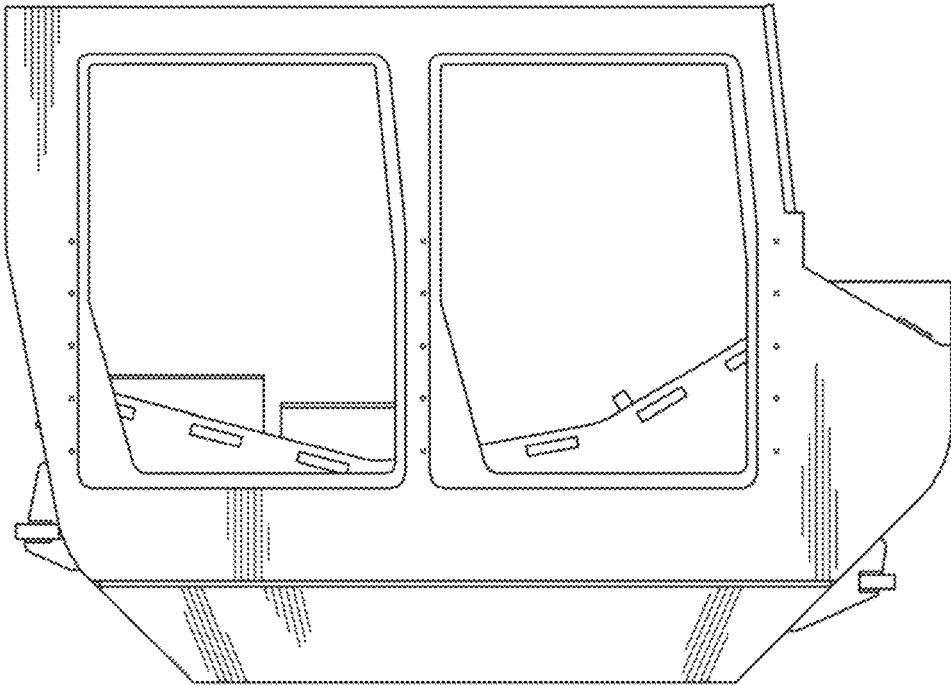


FIG. 6

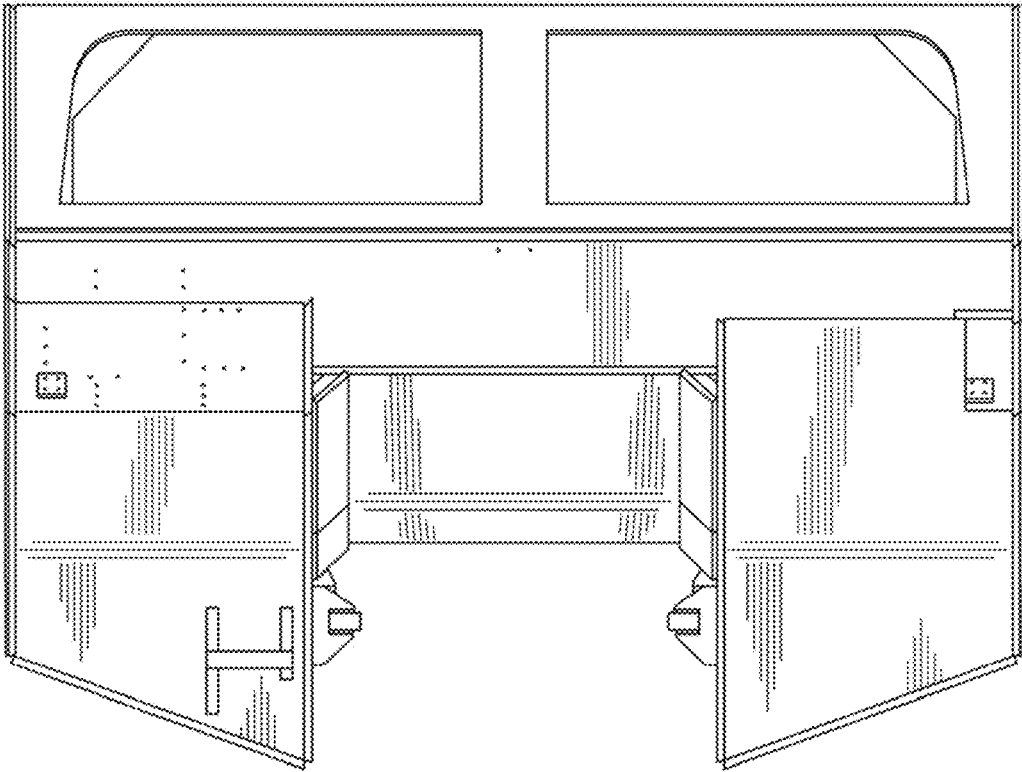


FIG. 7

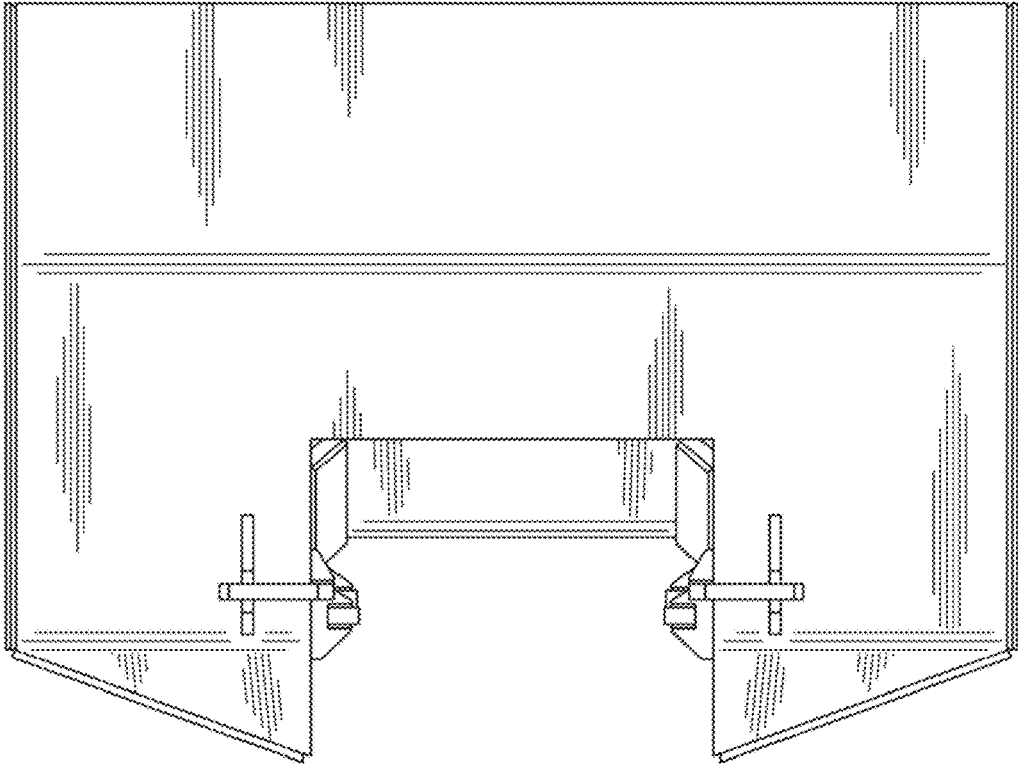


FIG. 8

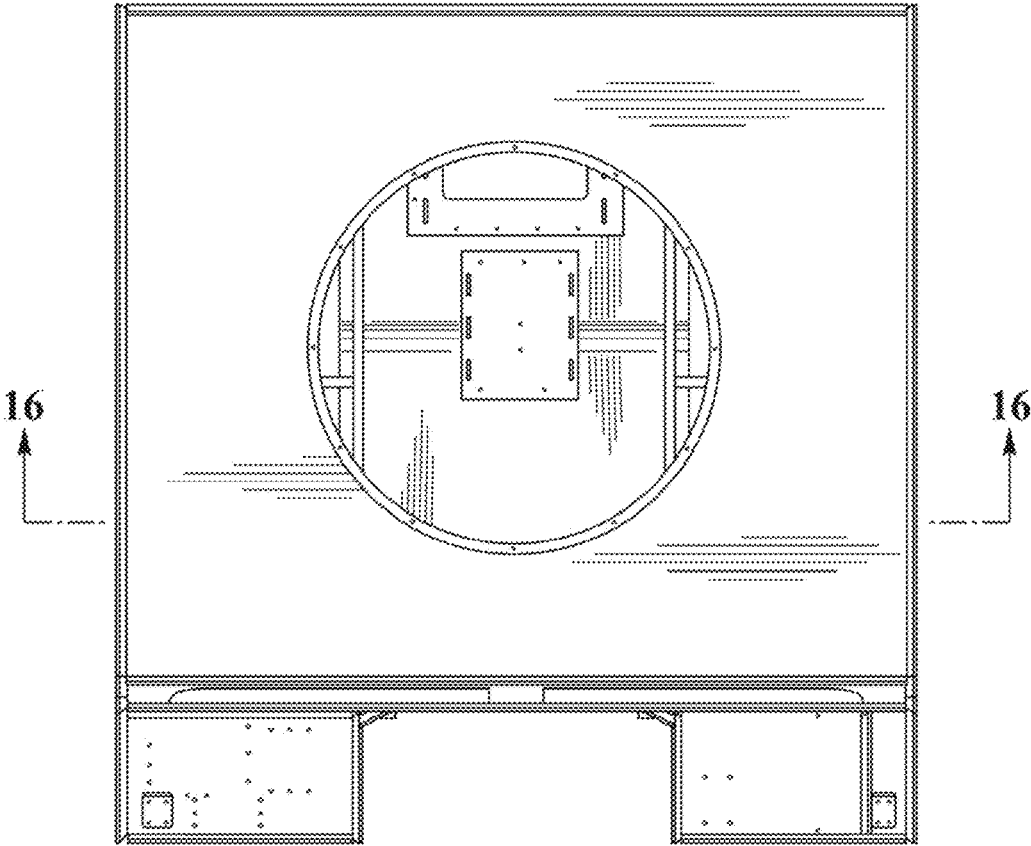


FIG. 9

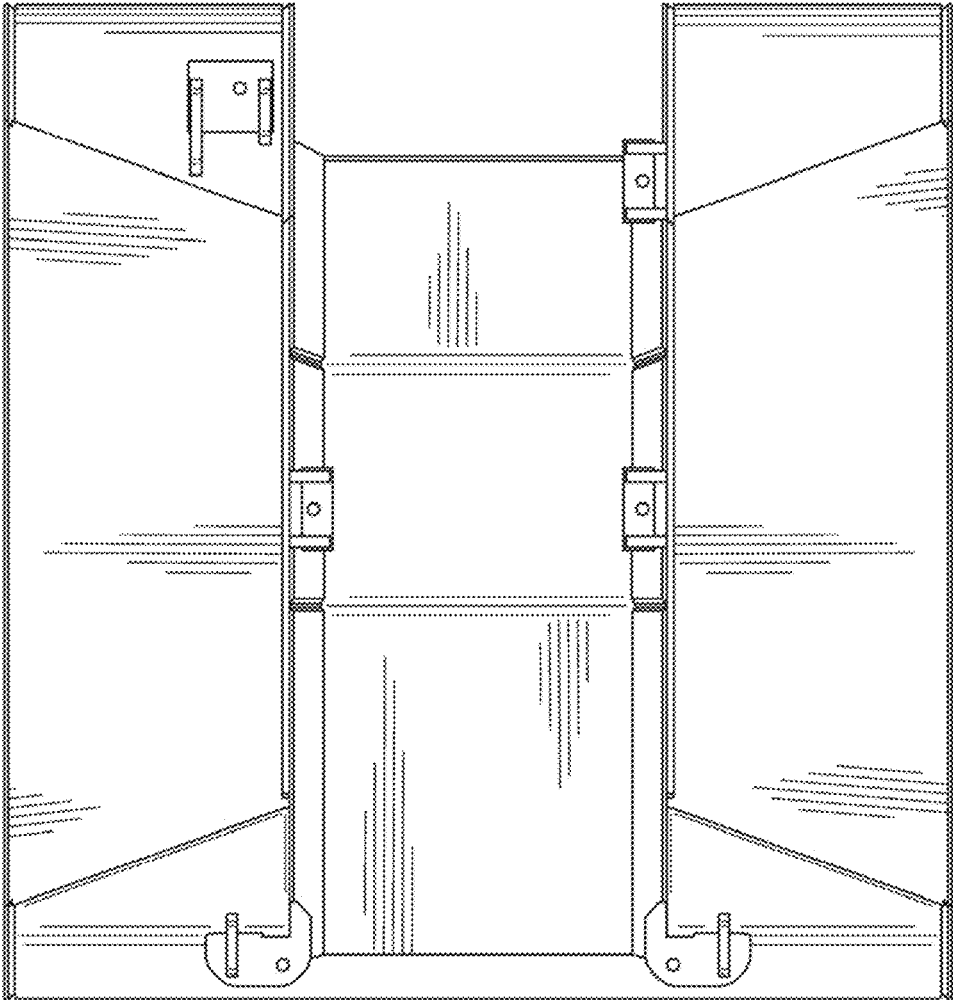


FIG. 10

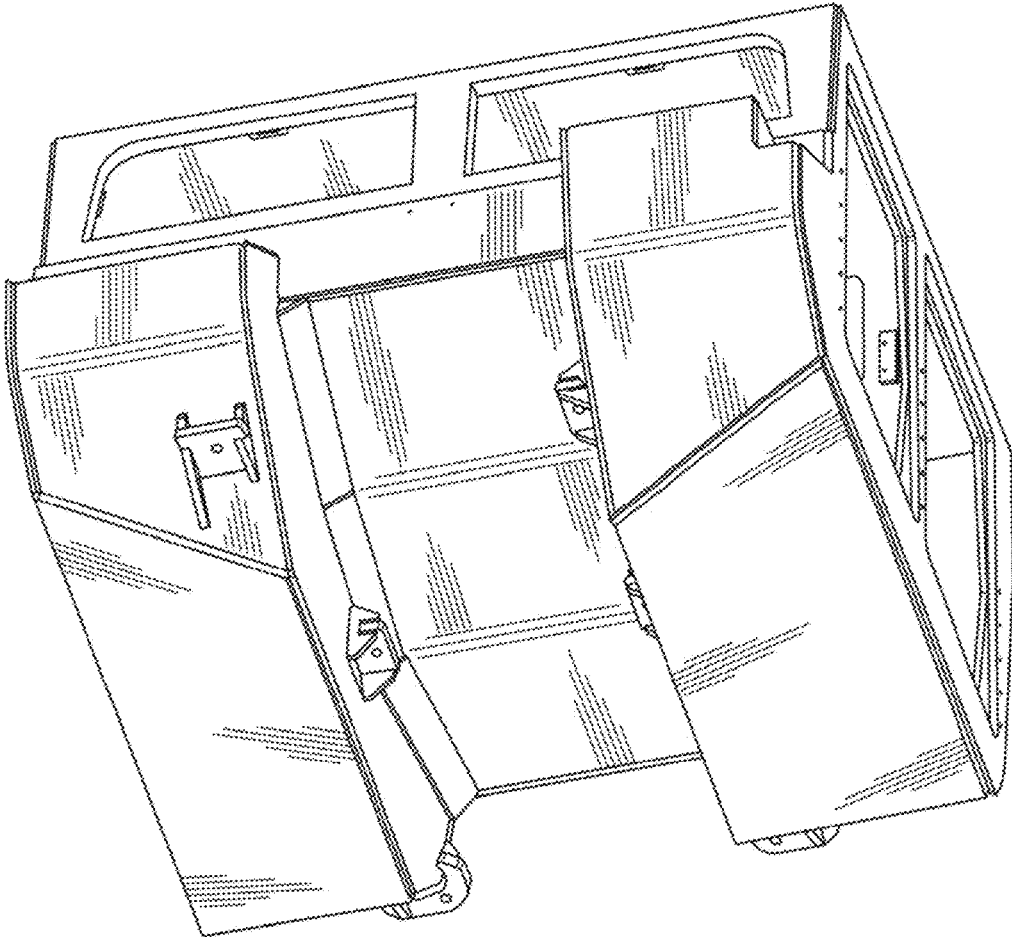


FIG. 11

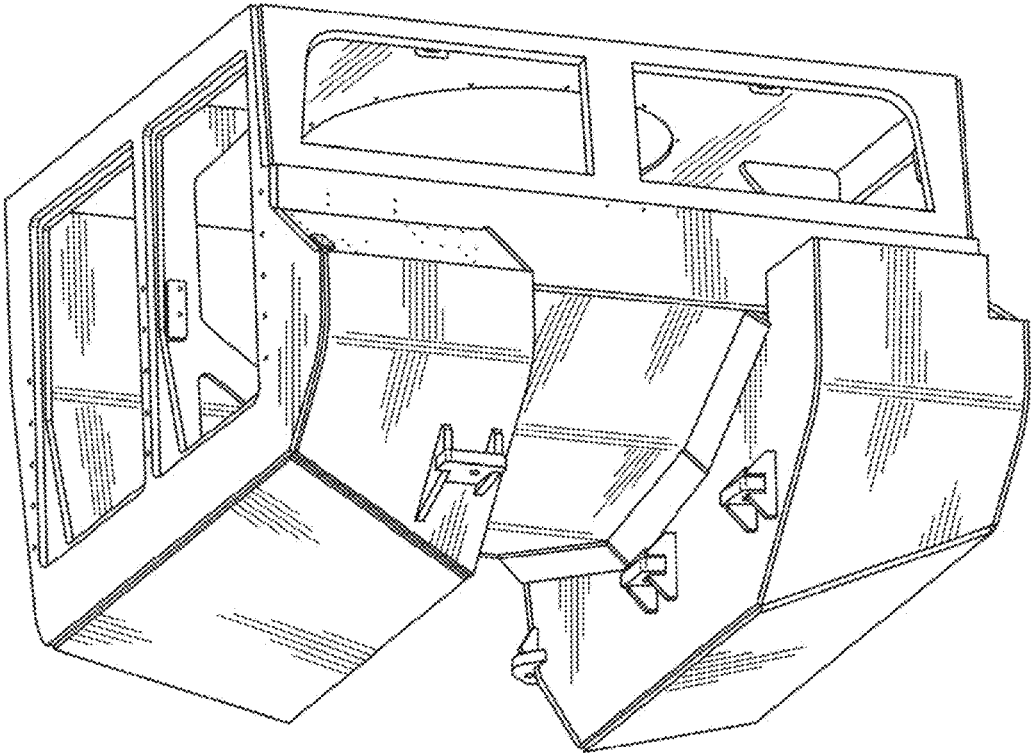


FIG. 12

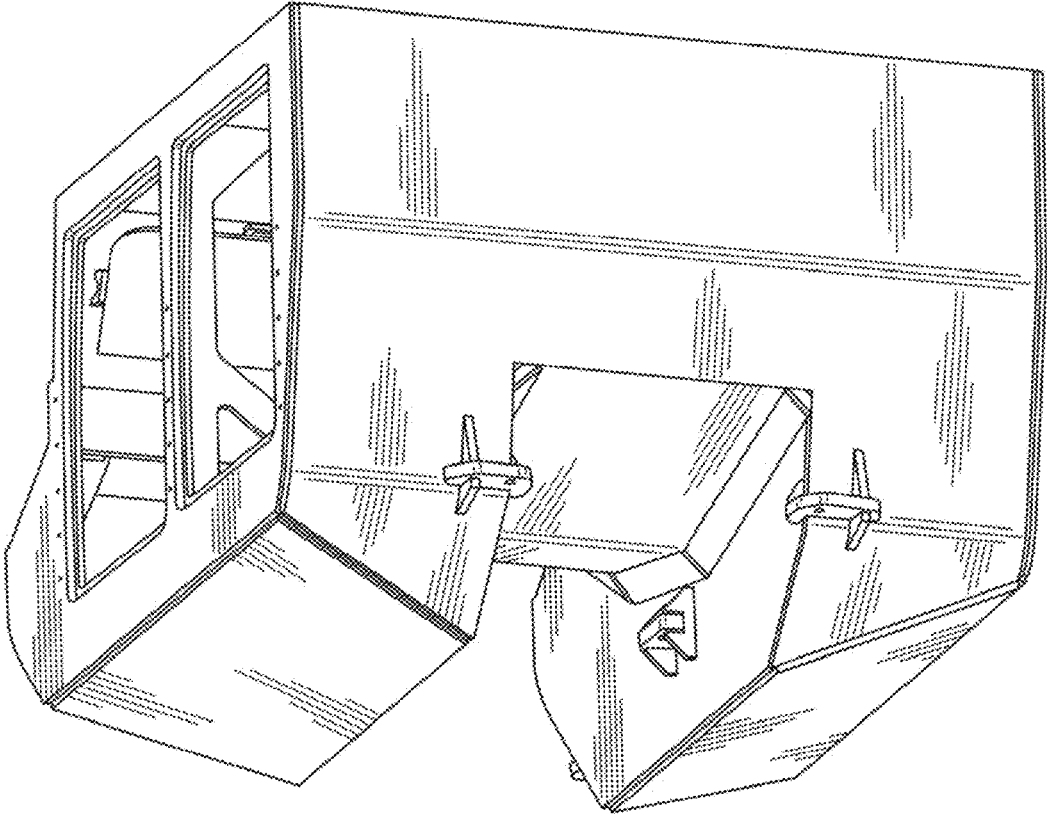


FIG. 13

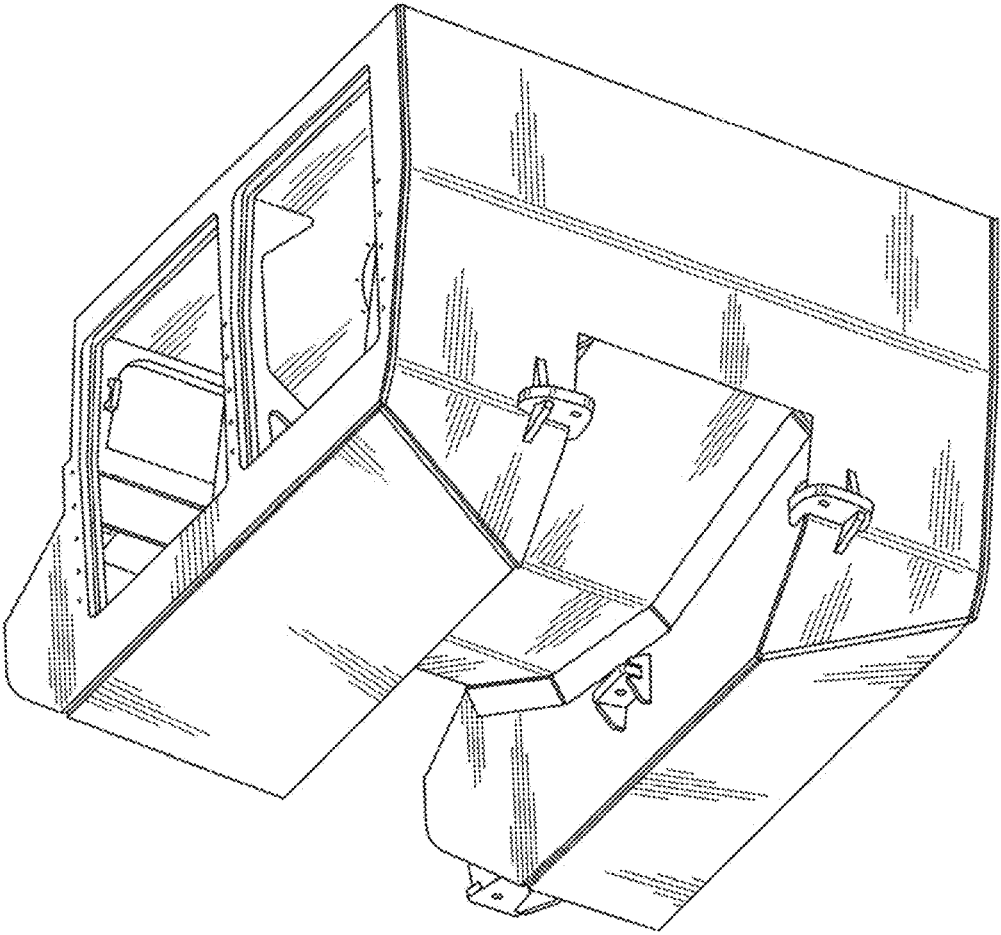


FIG. 14

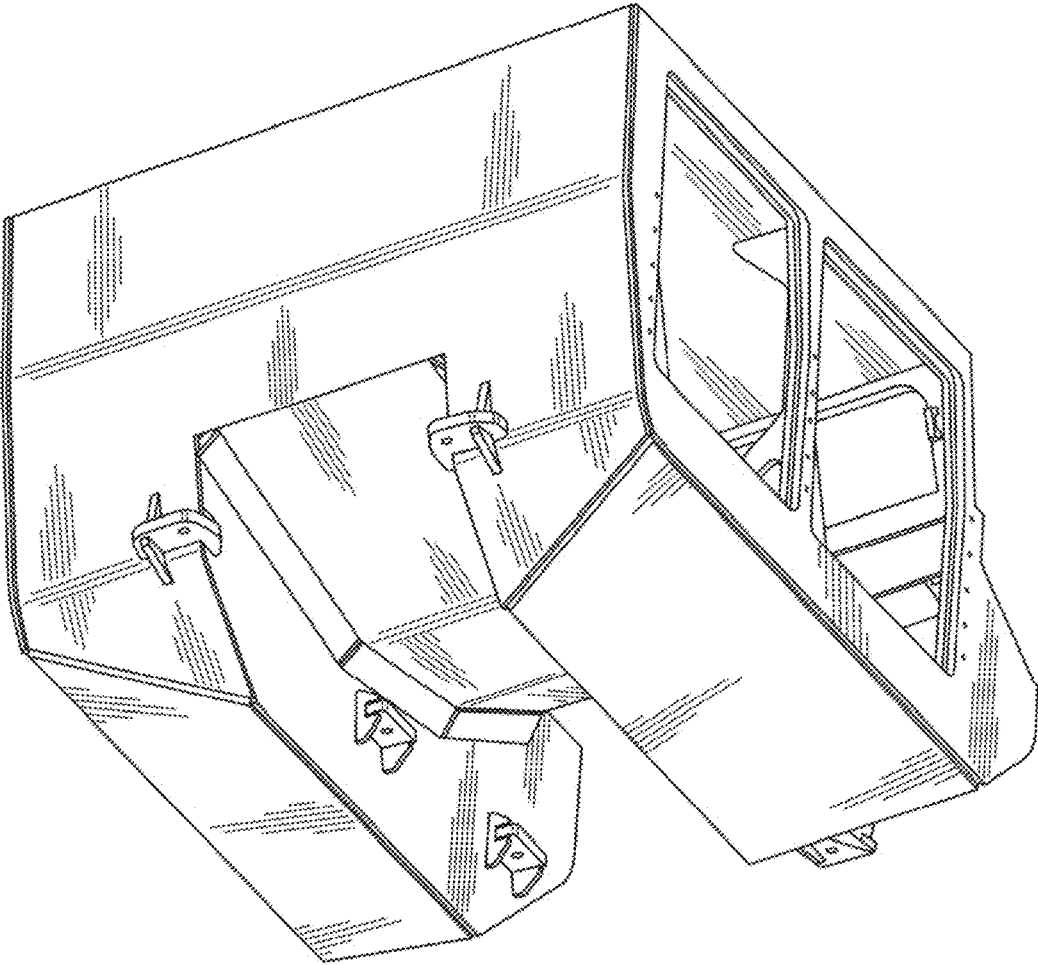


FIG. 15

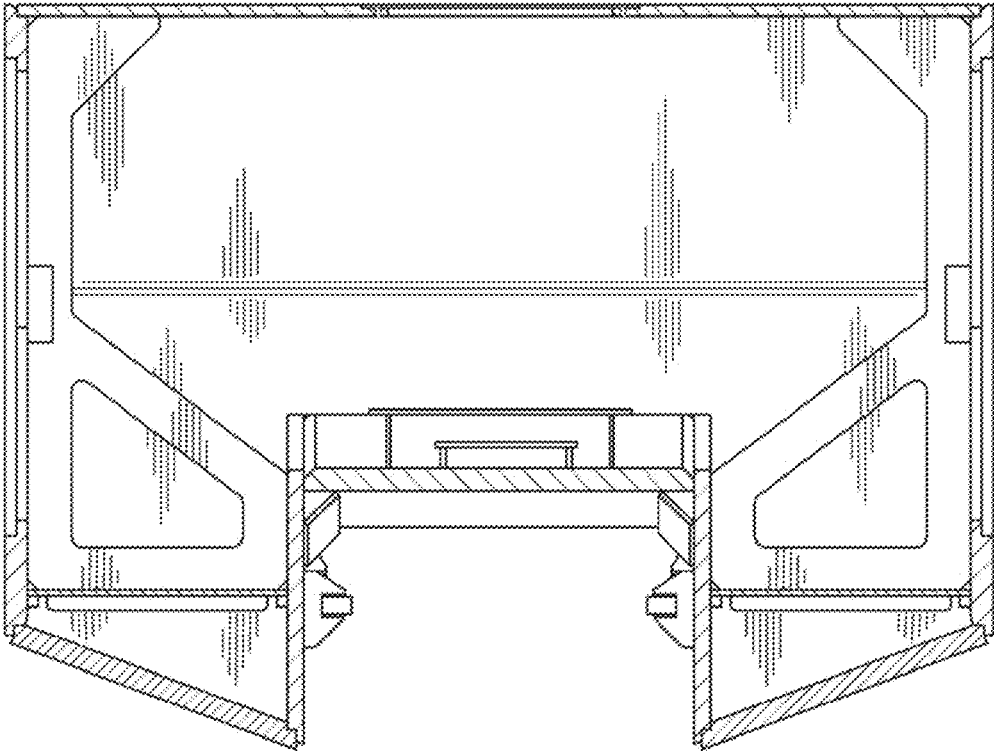


FIG. 16