



(86) Date de dépôt PCT/PCT Filing Date: 2002/10/04

(87) Date publication PCT/PCT Publication Date: 2003/04/10

(85) Entrée phase nationale/National Entry: 2004/04/05

(86) N° demande PCT/PCT Application No.: US 2002/031846

(87) N° publication PCT/PCT Publication No.: 2003/029169

(30) Priorités/Priorities: 2001/10/04 (60/327,149) US;
2001/11/28 (60/334,058) US

(51) Cl.Int.⁷/Int.Cl.⁷ C07C 215/28, A61P 25/28, A61P 25/16,
A61K 31/135, C07D 263/04

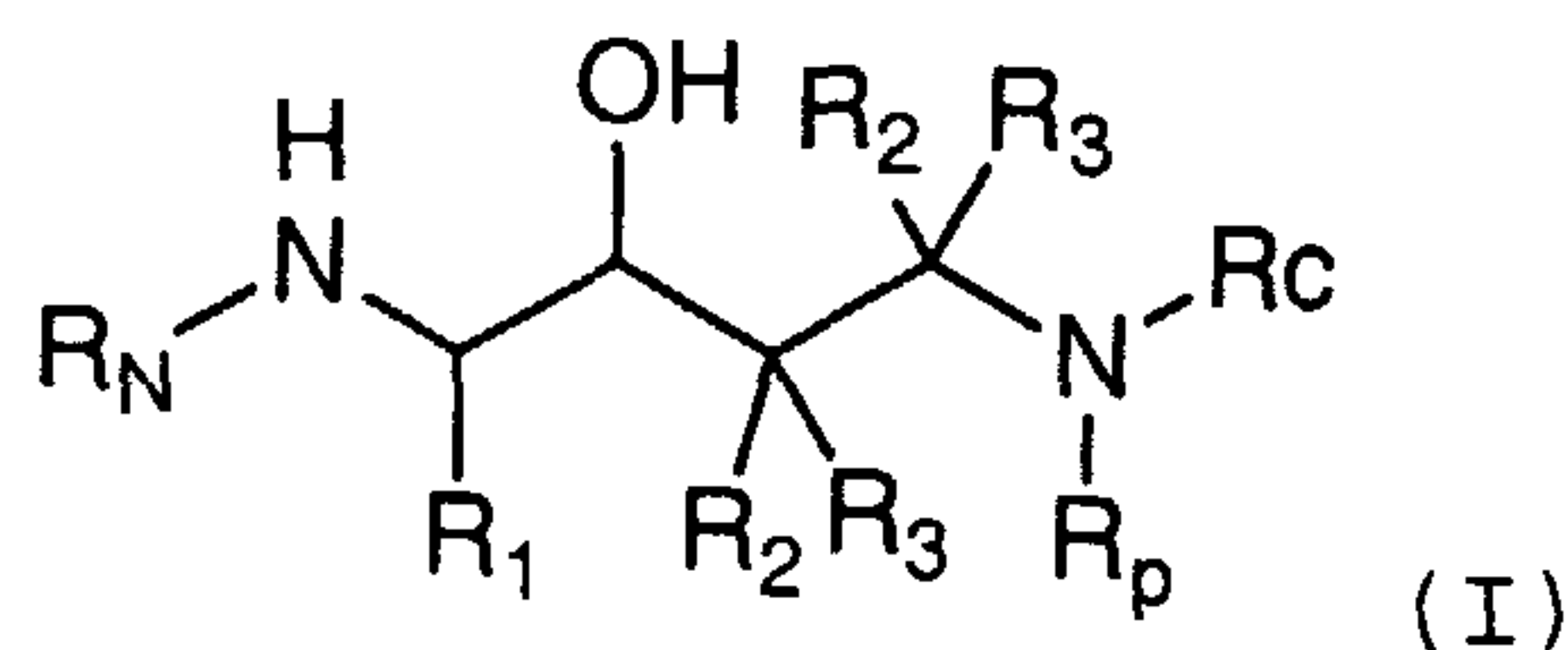
(71) Demandeurs/Applicants:
ELAN PHARMACEUTICALS, INC., US;
PHARMACIA & UPJOHN COMPANY, US

(72) Inventeurs/Inventors:
FISHER, JED F., US;
JACOBS, JON S., US;
SHERER, BRIAN, US

(74) Agent: OSLER, HOSKIN & HARCOURT LLP

(54) Titre : HYDROXYPROPYLAMINES

(54) Title: HYDROXYPROPYLAMINES



(57) Abrégé/Abstract:

Disclosed are compounds of formula (I) and the pharmaceutically acceptable salts thereof wherein the variables R_N , R_1 , R_2 , R_3 , R_p and R_c are defined herein. These compounds are useful in treating Alzheimer's disease and other similar diseases. These compounds include inhibitors of the beta-secretase enzyme that are useful in the treatment of Alzheimer's disease and other diseases characterized by deposition of A beta peptide in a mammal. The compounds of the invention are useful in pharmaceutical compositions and methods of treatment to reduce A beta peptide formation.

(12) INTERNATIONAL APPLICATION PUBLISHED UNDER THE PATENT COOPERATION TREATY (PCT)

(19) World Intellectual Property Organization
International Bureau(43) International Publication Date
10 April 2003 (10.04.2003)

PCT

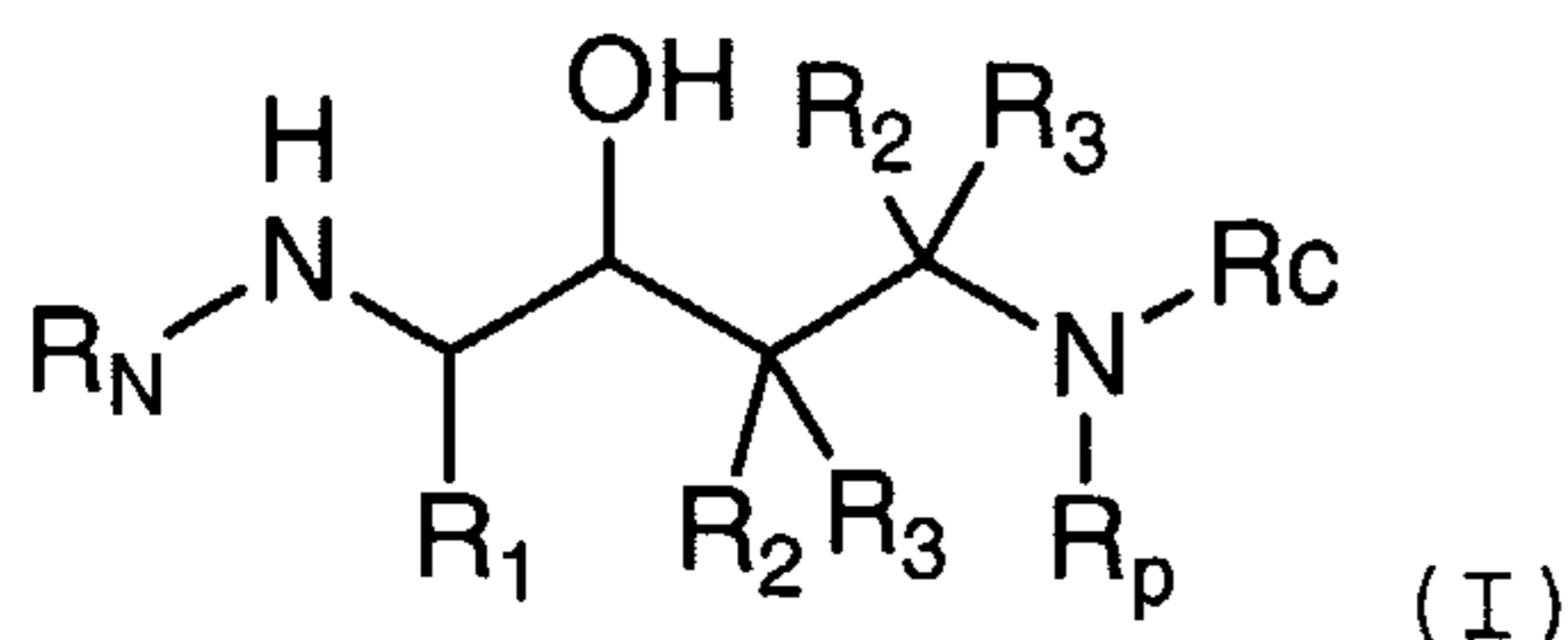
(10) International Publication Number
WO 03/029169 A3

- (51) International Patent Classification⁷: C07C 215/28, C07D 263/04, A61P 25/28, 25/16, A61K 31/135
- (74) Agent: SARUSSI, Steven, J.; McDonnell Boehnen Hulbert & Berghoff, 300 South Wacker Drive, Suite 3200, Chicago, IL 60606 (US).
- (21) International Application Number: PCT/US02/31846
- (81) Designated States (*national*): AE, AG, AL, AM, AT, AU, AZ, BA, BB, BG, BR, BY, BZ, CA, CH, CN, CO, CR, CU, CZ, DE, DK, DM, DZ, EC, EE, ES, FI, GB, GD, GE, GH, GM, HR, HU, ID, IL, IN, IS, JP, KE, KG, KP, KR, KZ, LC, LK, LR, LS, LT, LU, LV, MA, MD, MG, MK, MN, MW, MX, MZ, NO, NZ, OM, PH, PL, PT, RO, RU, SD, SE, SG, SI, SK, SL, TJ, TM, TN, TR, TT, TZ, UA, UG, US, UZ, VN, YU, ZA, ZM, ZW.
- (22) International Filing Date: 4 October 2002 (04.10.2002)
- (25) Filing Language: English
- (26) Publication Language: English
- (30) Priority Data:
60/327,149 4 October 2001 (04.10.2001) US
60/334,058 28 November 2001 (28.11.2001) US
- (84) Designated States (*regional*): ARIPO patent (GH, GM, KE, LS, MW, MZ, SD, SL, SZ, TZ, UG, ZM, ZW), Eurasian patent (AM, AZ, BY, KG, KZ, MD, RU, TJ, TM), European patent (AT, BE, BG, CH, CY, CZ, DE, DK, EE, ES, FI, FR, GB, GR, IE, IT, LU, MC, NL, PT, SE, SK, TR), OAPI patent (BF, BJ, CF, CG, CI, CM, GA, GN, GQ, GW, ML, MR, NE, SN, TD, TG).
- (71) Applicants (*for all designated States except US*): ELAN PHARMACEUTICALS, INC. [US/US]; 800 Gateway Blvd., South San Francisco, CA 94080 (US). PHARMACIA & UPJOHN COMPANY [US/US]; 301 Henrietta Street, Kalamazoo, MI 49007 (US).
- (72) Inventors; and
- (75) Inventors/Applicants (*for US only*): FISHER, Jed, F. [US/US]; 3517 Old Colony Road, Kalamazoo, MI 49008 (US). JACOBS, Jon, S. [US/US]; 103 Merriweather Lane, Kalamazoo, MI 49006 (US). SHERER, Brian, [US/US]; 25 Wood Thrush Court, Ballston Spa, NY 12020 (US).
- Published:
— with international search report
- (88) Date of publication of the international search report:
28 August 2003
- For two-letter codes and other abbreviations, refer to the "Guidance Notes on Codes and Abbreviations" appearing at the beginning of each regular issue of the PCT Gazette.*



WO 03/029169 A3

(54) Title: HYDROXYPROPYLAMINES



(57) Abstract: Disclosed are compounds of formula (I) and the pharmaceutically acceptable salts thereof wherein the variables R_N , R_1 , R_2 , R_3 , R_p and R_c are defined herein. These compounds are useful in treating Alzheimer's disease and other similar diseases. These compounds include inhibitors of the beta-secretase enzyme that are useful in the treatment of Alzheimer's disease and other diseases characterized by deposition of A beta peptide in a mammal. The compounds of the invention are useful in pharmaceutical compositions and methods of treatment to reduce A beta peptide formation.

HYDROXYPROPYLAMINES

CROSS REFERENCE TO RELATED APPLICATIONS

This application claims priority from U.S. Provisional Application Serial Number 60/327,149, filed October 4, 2001, and U.S. Provisional Application Serial Number 60/334,058, filed November 28, 2001, the disclosure of both which are incorporated herein by reference in their entirety.

Field of the Invention

The invention relates to compounds useful in the treatment of Alzheimer's disease and more specifically to compounds that are capable of inhibiting beta-secretase, an enzyme that cleaves amyloid precursor protein to produce amyloid beta peptide (A beta), a major component of the amyloid plaques found in the brains of Alzheimer's sufferers.

Background of the Invention

Alzheimer's disease (AD) is a progressive degenerative disease of the brain primarily associated with aging. Clinical presentation of AD is characterized by loss of memory, cognition, reasoning, judgment, and orientation. As the disease progresses, motor, sensory, and linguistic abilities are also affected until there is global impairment of multiple cognitive functions. These cognitive losses occur gradually, but typically lead to severe impairment and eventual death in the range of four to twelve years.

Alzheimer's disease is characterized by two major pathologic observations in the brain: neurofibrillary tangles and beta amyloid (or neuritic) plaques, comprised predominantly of an aggregate of a peptide fragment known as A beta. Individuals with AD exhibit characteristic beta-amyloid deposits in the brain (beta amyloid plaques) and in cerebral blood vessels (beta amyloid angiopathy) as well as neurofibrillary tangles. Neurofibrillary tangles occur not

only in Alzheimer's disease but also in other dementia-inducing disorders. On autopsy, large numbers of these lesions are generally found in areas of the human brain important for memory and cognition.

5 Smaller numbers of these lesions in a more restricted anatomical distribution are found in the brains of most aged humans who do not have clinical AD. Amyloidogenic plaques and vascular amyloid angiopathy also characterize the brains of individuals with Trisomy 21 (Down's Syndrome), Hereditary
10 Cerebral Hemorrhage with Amyloidosis of the Dutch-Type (HCHWA-D), and other neurodegenerative disorders. Beta-amyloid is a defining feature of AD, now believed to be a causative precursor or factor in the development of disease. Deposition of A beta in areas of the brain responsible for cognitive
15 activities is a major factor in the development of AD. Beta-amyloid plaques are predominantly composed of amyloid beta peptide (A beta, also sometimes designated betaA4). A beta peptide is derived by proteolysis of the amyloid precursor protein (APP) and is comprised of 39-42 amino acids. Several
20 proteases called secretases are involved in the processing of APP.

Cleavage of APP at the N-terminus of the A beta peptide by beta-secretase and at the C-terminus by one or more gamma-secretases constitutes the beta-amyloidogenic pathway, i.e. the
25 pathway by which A beta is formed. Cleavage of APP by alpha-secretase produces alpha-sAPP, a secreted form of APP that does not result in beta-amyloid plaque formation. This alternate pathway precludes the formation of A beta peptide. A description of the proteolytic processing fragments of APP is
30 found, for example, in U.S. Patent Nos. 5,441,870; 5,721,130; and 5,942,400.

An aspartyl protease has been identified as the enzyme responsible for processing of APP at the beta-secretase cleavage site. The beta-secretase enzyme has been disclosed

using varied nomenclature, including BACE, Asp, and Memapsin. See, for example, Sindha et al., 1999, *Nature* 402:537-554 (p501) and published PCT application WO00/17369.

Several lines of evidence indicate that progressive cerebral deposition of beta-amyloid peptide (A beta) plays a seminal role in the pathogenesis of AD and can precede cognitive symptoms by years or decades. See, for example, Selkoe, 1991, *Neuron* 6:487. Release of A beta from neuronal cells grown in culture and the presence of A beta in cerebrospinal fluid (CSF) of both normal individuals and AD patients has been demonstrated. See, for example, Seubert et al., 1992, *Nature* 359:325-327.

It has been proposed that A beta peptide accumulates as a result of APP processing by beta-secretase, thus inhibition of this enzyme's activity is desirable for the treatment of AD. *In vivo* processing of APP at the beta-secretase cleavage site is thought to be a rate-limiting step in A beta production, and is thus a therapeutic target for the treatment of AD. See for example, Sabbagh, M., et al., 1997, *Alz. Dis. Rev.* 3, 1-19.

BACE1 knockout mice fail to produce A beta, and present a normal phenotype. When crossed with transgenic mice that over express APP, the progeny show reduced amounts of A beta in brain extracts as compared with control animals (Luo et al., 2001 *Nature Neuroscience* 4:231-232). This evidence further supports the proposal that inhibition of beta-secretase activity and reduction of A beta in the brain provides a therapeutic method for the treatment of AD and other beta amyloid disorders.

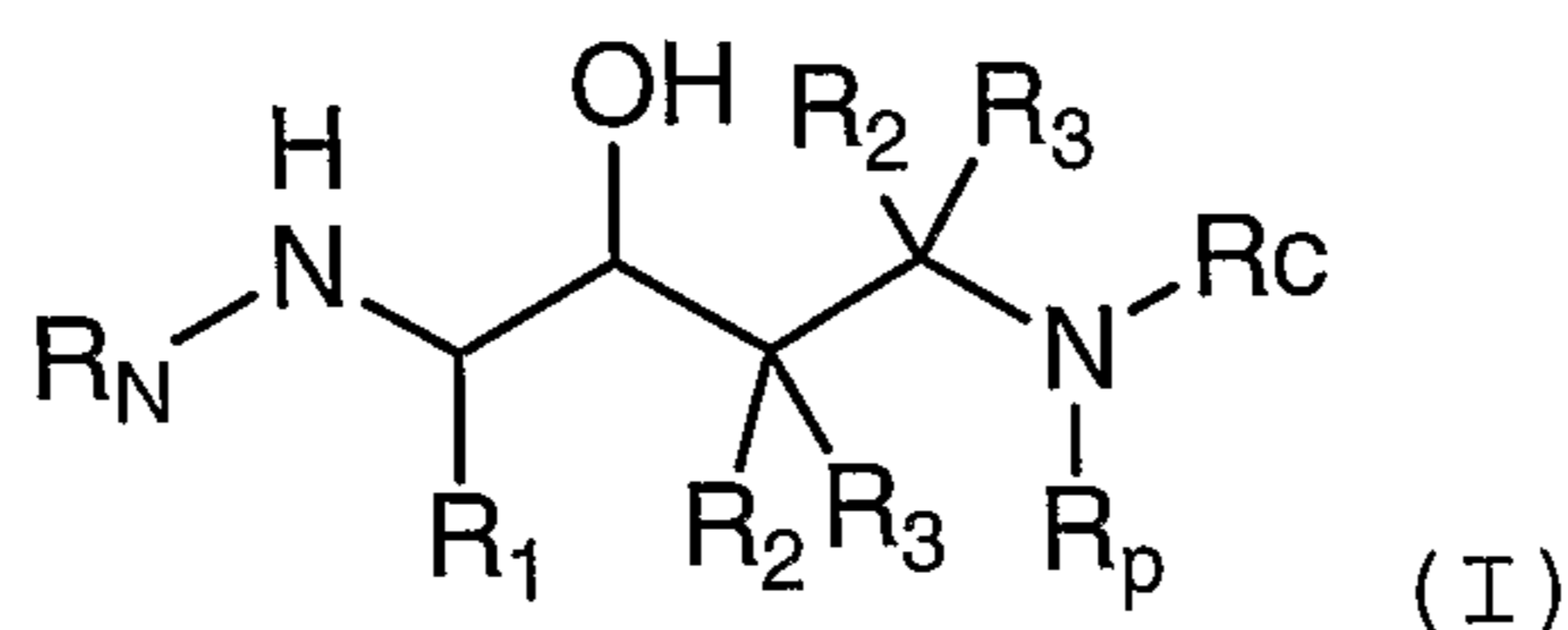
At present there are no effective treatments for halting, preventing, or reversing the progression of Alzheimer's disease. Therefore, there is an urgent need for pharmaceutical agents capable of slowing the progression of Alzheimer's disease and/or preventing it in the first place.

Compounds that are effective inhibitors of beta-secretase, that inhibit beta-secretase-mediated cleavage of APP, that are effective inhibitors of A beta production, and/or are effective to reduce amyloid beta deposits or plaques, are needed for the
5 treatment and prevention of disease characterized by amyloid beta deposits or plaques, such as AD.

Summary of the Invention

The invention is the compounds of the formulas below, compositions, and methods useful in the treatment of Alzheimer's disease and more specifically compounds that are capable of inhibiting beta-secretase, an enzyme that cleaves amyloid precursor protein to produce A beta peptide, a major component of the amyloid plaques found in the brains of Alzheimer's sufferers.

In one aspect, the invention provides compounds of formula I:



and the pharmaceutically acceptable salts thereof wherein R_1 is $-(CH_2)_{1-2}-S(O)_{0-2}-(C_1-C_6 \text{ alkyl})$, or

C_1-C_{10} alkyl optionally substituted with 1, 2, or 3 groups independently selected from halogen, $-OH$, $=O$, $-SH$, $-C\equiv N$, $-CF_3$, $-C_1-C_3$ alkoxy, amino, mono- or dialkylamino, $-N(R)C(O)R'$, $-OC(=O)$ -amino and $-OC(=O)$ -mono- or dialkylamino, or C_2-C_6 alkenyl or C_2-C_6 alkynyl, each of which is optionally substituted with 1, 2, or 3 groups independently selected from halogen, $-OH$, $-SH$, $-C\equiv N$, $-CF_3$, C_1-C_3 alkoxy, amino, and mono- or dialkylamino, or aryl, heteroaryl, heterocyclyl, aryl- (C_1-C_6) alkyl-, heteroaryl- (C_1-C_6) alkyl-, or heterocyclyl- (C_1-C_6) alkyl-, where the ring portions of each are optionally substituted with 1, 2, 3, or 4 groups independently selected from halogen, $-OH$, $-SH$, $-C\equiv N$, $-NO_2$, $-NR_{105}R'_{105}$, $-CO_2R$, $-N(R)COR'$, $-N(R)SO_2R'$, $-C(=O)$ - (C_1-C_4) alkyl, $-SO_2$ -amino, $-SO_2$ -monoalkylamino, $-SO_2$ -dialkylamino, $-C(=O)$ -amino, $-C(=O)$ -

monoalkylamino, -C(=O)-dialkylamino, -SO₂-(C₁-C₄)
alkyl,

5 C₁-C₆ alkoxy optionally substituted with 1, 2, or 3
groups which are independently selected from
halogen,

C₃-C₇ cycloalkyl optionally substituted with 1, 2, or
3 groups independently selected from halogen, -
OH, -SH, -C≡N, -CF₃, C₁-C₃ alkoxy, amino, -C₁-C₆
alkyl and mono- or dialkylamino,

10 C₁-C₁₀ alkyl optionally substituted with 1, 2, or 3
groups independently selected from halogen, -OH,
-SH, -C≡N, -CF₃, -C₁-C₃ alkoxy, amino, mono- or
dialkylamino and -C₁-C₃ alkyl, and

15 C₂-C₁₀ alkenyl or C₂-C₁₀ alkynyl each of which is
optionally substituted with 1, 2, or 3 groups
independently selected from halogen, -OH, -SH,
-C≡N, -CF₃, C₁-C₃ alkoxy, amino, C₁-C₆ alkyl and
mono- or dialkylamino; and the heterocyclyl
group is optionally further substituted with
20 oxo;

R and R' independently are hydrogen, C₁-C₁₀ alkyl, C₁-C₁₀
alkylaryl or C₁-C₁₀ alkylheteroaryl;

25 R₂ is -H, or is C₁-C₆ alkyl, optionally substituted with one,
two or three substituents independently selected from the
group consisting of C₁-C₃ alkyl, -F, -Cl, -Br, -I, -OH, -
SH, -CON, -CF₃, C₁-C₃ alkoxy, -NRR';

30 R₃ is -H or is C₁-C₆ alkyl, optionally substituted with one, two
or three substituents independently selected from the
group consisting of C₁-C₃ alkyl, -F, -Cl, -Br, -I, -OH,
SH, -CON, -CF₃, C₁-C₃ alkoxy, -NRR'; or

R₂ and R₃ together with the carbon atom to which they are
attached form a carbocycle of three, four, five, six, or
seven carbon atoms, optionally where one carbon atom is

replaced by a heteroatom selected from the group
consisting of -O-, -S-, -SO₂-, -NR₁₀₅-;

R_p is a hydrogen or a protecting group;

R_N is R'₁₀₀, -SO₂R'₁₀₀, -(CRR')₁₋₆R'₁₀₀, -C(=O)-(CRR')₀₋₆R₁₀₀, -C(=O)-
5 (CRR')₁₋₆-O-R'₁₀₀, -C(=O)-(CRR')₁₋₆-S-R'₁₀₀, -C(=O)-(CRR')₁₋₆-
C(=O)-R₁₀₀, -C(=O)-(CRR')₁₋₆-SO₂-R₁₀₀ or -C(=O)-(CRR')₁₋₆-
NR₁₀₀-R'₁₀₀;

R₁₀₀ and R'₁₀₀ independently represent aryl, heteroaryl,
heterocyclyl, -aryl-W-aryl, -aryl-W-heteroaryl, -aryl-W-
10 heterocyclyl, -heteroaryl-W-aryl, -heteroaryl-W-
heteroaryl, -heteroaryl-W-heterocyclyl, -heterocyclyl-W-
aryl, -heterocyclyl-W-heteroaryl, -heterocyclyl-W-
heterocyclyl, -CH[(CH₂)₀₋₂-O-R₁₅₀]- (CH₂)₀₋₂-aryl, -CH[(CH₂)₀₋₂-
O-R₁₅₀]- (CH₂)₀₋₂-heterocyclyl or -CH[(CH₂)₀₋₂-O-R₁₅₀]- (CH₂)₀₋₂-
15 heteroaryl, where the ring portions of each are optionally
substituted with 1, 2, or 3 groups independently selected
from

-OR, -NO₂, C₁-C₆ alkyl, halogen, -C≡N, -OCF₃, -CF₃, -(CH₂)<sub>0-
4</sub>-O-P(=O)(OR)(OR'), -(CH₂)₀₋₄-CO-NR₁₀₅R'₁₀₅, -(CH₂)₀₋₄-O-
20 (CH₂)₀₋₄-CONR₁₀₂R'₁₀₂', -(CH₂)₀₋₄-CO-(C₁-C₁₂ alkyl), -(CH₂)<sub>0-
4</sub>-CO-(C₂-C₁₂ alkenyl), -(CH₂)₀₋₄-CO-(C₂-C₁₂ alkynyl),
-(CH₂)₀₋₄-CO-(CH₂)₀₋₄(C₃-C₇ cycloalkyl), -(CH₂)₀₋₄-R₁₁₀,
-(CH₂)₀₋₄-R₁₂₀, -(CH₂)₀₋₄-R₁₃₀, -(CH₂)₀₋₄-CO-R₁₁₀, -(CH₂)₀₋₄-
CO-R₁₂₀, -(CH₂)₀₋₄-CO-R₁₃₀, -(CH₂)₀₋₄-CO-R₁₄₀, -(CH₂)₀₋₄-CO-
25 O-R₁₅₀, -(CH₂)₀₋₄-SO₂-NR₁₀₅R'₁₀₅, -(CH₂)₀₋₄-SO-(C₁-C₈
alkyl), -(CH₂)₀₋₄-SO₂-(C₁-C₁₂ alkyl), -(CH₂)₀₋₄-SO₂-
(CH₂)₀₋₄-(C₃-C₇ cycloalkyl), -(CH₂)₀₋₄-N(R₁₅₀)-CO-O-R₁₅₀,
-(CH₂)₀₋₄-N(R₁₅₀)-CO-N(R₁₅₀)₂, -(CH₂)₀₋₄-N(R₁₅₀)-CS-
N(R₁₅₀)₂, -(CH₂)₀₋₄-N(R₁₅₀)-CO-R₁₀₅, -(CH₂)₀₋₄-NR₁₀₅R'₁₀₅,
30 -(CH₂)₀₋₄-R₁₄₀, -(CH₂)₀₋₄-O-CO-(C₁-C₆ alkyl), -(CH₂)₀₋₄-O-
P(O)-(O-R₁₁₀)₂, -(CH₂)₀₋₄-O-CO-N(R₁₅₀)₂, -(CH₂)₀₋₄-O-CS-
N(R₁₅₀)₂, -(CH₂)₀₋₄-O-(R₁₅₀), -(CH₂)₀₋₄-O-R₁₅₀'-COOH, -
(CH₂)₀₋₄-S-(R₁₅₀), -(CH₂)₀₋₄-N(R₁₅₀)-SO₂-R₁₀₅, -(CH₂)₀₋₄-

C₃-C₇ cycloalkyl, (C₂-C₁₀)alkenyl, and (C₂-C₁₀)alkynyl, or

R₁₀₀ is C₁-C₁₀ alkyl optionally substituted with 1, 2, or 3 R₁₁₅ groups, or

5 R₁₀₀ is -(C₁-C₆ alkyl)-O-(C₁-C₆ alkyl) or -(C₁-C₆ alkyl)-S-(C₁-C₆ alkyl), each of which is optionally substituted with 1, 2, or 3 R₁₁₅ groups, or

R₁₀₀ is C₃-C₈ cycloalkyl optionally substituted with 1, 2, or 3 R₁₁₅ groups;

10 W is -(CH₂)₀₋₄-, -O-, -S(O)₀₋₂-, -N(R₁₃₅)-, -CR(OH)- or -C(O)-;

R₁₀₂ and R_{102'} independently are hydrogen, or

C₁-C₁₀ alkyl optionally substituted with 1, 2, or 3 groups that are independently halogen, aryl or -R₁₁₀;

R₁₀₅ and R'₁₀₅ independently represent -H, -R₁₁₀, -R₁₂₀, C₃-C₇

15 cycloalkyl, -(C₁-C₂ alkyl)-(C₃-C₇ cycloalkyl), -(C₁-C₆ alkyl)-O-(C₁-C₃ alkyl), C₂-C₆ alkenyl, C₂-C₆ alkynyl, or C₁-C₆ alkyl chain with one double bond and one triple bond, or

C₁-C₆ alkyl optionally substituted with -OH or -NH₂; or,

20 C₁-C₆ alkyl optionally substituted with 1, 2, or 3 groups independently selected from halogen, or

R₁₀₅ and R'₁₀₅ together with the atom to which they are attached form a 3 to 7 membered carbocyclic ring, where one member is optionally a heteratom selected from -O-, -S(O)₀₋₂-, -N(R₁₃₅)-, the ring being optionally substituted with 1, 2 or 3 independently selected R₁₄₀ groups;

30 R₁₁₅ at each occurrence is independently halogen, -OH, -CO₂R₁₀₂, -C₁-C₆ thioalkoxy, -CO₂-phenyl, -NR₁₀₅R'₁₃₅, -SO₂-(C₁-C₈ alkyl), -C(=O)R₁₈₀, R₁₈₀, -CONR₁₀₅R'₁₀₅, -SO₂NR₁₀₅R'₁₀₅, -NH-CO-(C₁-C₆ alkyl), -NH-C(=O)-OH, -NH-C(=O)-OR, -NH-C(=O)-O-phenyl, -O-C(=O)-(C₁-C₆ alkyl), -O-C(=O)-amino, -O-C(=O)-mono- or dialkylamino, -O-C(=O)-phenyl, -O-(C₁-C₆ alkyl)-CO₂H, -NH-SO₂-(C₁-C₆ alkyl), C₁-C₆ alkoxy or C₁-C₆ haloalkoxy;

- R₁₃₅ is C₁-C₆ alkyl, C₂-C₆ alkenyl, C₂-C₆ alkynyl, C₃-C₇ cycloalkyl, -(CH₂)₀₋₂-(aryl), -(CH₂)₀₋₂-(heteroaryl), or -(CH₂)₀₋₂-(heterocyclyl);
- R₁₄₀ is heterocyclyl optionally substituted with 1, 2, 3, or 4 groups independently selected from C₁-C₆ alkyl, C₁-C₆ alkoxy, halogen, hydroxy, cyano, nitro, amino, mono(C₁-C₆)alkylamino, di(C₁-C₆)alkylamino, C₂-C₆ alkenyl, C₂-C₆ alkynyl, C₁-C₆ haloalkyl, C₁-C₆ haloalkoxy, amino(C₁-C₆)alkyl, mono(C₁-C₆)alkylamino(C₁-C₆)alkyl, di(C₁-C₆)alkylamino(C₁-C₆)alkyl, and =O;
- R₁₅₀ is hydrogen, C₃-C₇ cycloalkyl, -(C₁-C₂ alkyl)-(C₃-C₇ cycloalkyl), C₂-C₆ alkenyl, C₂-C₆ alkynyl, C₁-C₆ alkyl with one double bond and one triple bond, -R₁₁₀, -R₁₂₀, or C₁-C₆ alkyl optionally substituted with 1, 2, 3, or 4 groups independently selected from -OH, -NH₂, C₁-C₃ alkoxy, R₁₁₀, and halogen;
- R_{150'} is C₃-C₇ cycloalkyl, -(C₁-C₃ alkyl)-(C₃-C₇ cycloalkyl), C₂-C₆ alkenyl, C₂-C₆ alkynyl, C₁-C₆ alkyl with one double bond and one triple bond, -R₁₁₀, -R₁₂₀, or C₁-C₆ alkyl optionally substituted with 1, 2, 3, or 4 groups independently selected from -OH, -NH₂, C₁-C₃ alkoxy, R₁₁₀, and halogen;
- R₁₈₀ is selected from morpholinyl, thiomorpholinyl, piperazinyl, piperidinyl, homomorpholinyl, homothiomorpholinyl, homothiomorpholinyl S-oxide, homothiomorpholinyl S,S-dioxide, pyrrolinyl and pyrrolidinyl, each of which is optionally substituted with 1, 2, 3, or 4 groups independently selected from C₁-C₆ alkyl, C₁-C₆ alkoxy, halogen, hydroxy, cyano, nitro, amino, mono(C₁-C₆)alkylamino, di(C₁-C₆)alkylamino, C₂-C₆ alkenyl, C₂-C₆ alkynyl, C₁-C₆ haloalkyl, C₁-C₆ haloalkoxy, amino(C₁-C₆)alkyl, mono(C₁-C₆)alkylamino(C₁-C₆)alkyl, di(C₁-C₆)alkylamino(C₁-C₆)alkyl, and =O;
- R₁₁₀ is aryl optionally substituted with 1 or 2 R₁₂₅ groups;

R_{125} at each occurrence is independently halogen, amino, mono-
 or dialkylamino, -OH, -C≡N, -SO₂-NH₂, -SO₂-NH-C₁-C₆ alkyl,
 -SO₂-N(C₁-C₆ alkyl)₂, -SO₂-(C₁-C₄ alkyl), -CO-NH₂, -CO-NH-C₁-
 C₆ alkyl, or -CO-N(C₁-C₆ alkyl)₂, or
 5 C₁-C₆ alkyl, C₂-C₆ alkenyl or C₂-C₆ alkynyl, each of which
 is optionally substituted with 1, 2, or 3 groups that
 are independently selected from C₁-C₃ alkyl, halogen,
 -OH, -SH, -C≡N, -CF₃, C₁-C₃ alkoxy, amino, and mono-
 and dialkylamino, or
 10 C₁-C₆ alkoxy optionally substituted with one, two or three
 of halogen;
 R_{120} is heteroaryl, which is optionally substituted with 1 or 2
 R_{125} groups; and
 R_{130} is heterocyclyl optionally substituted with 1 or 2 R_{125}
 15 groups;
 R_C is hydrogen, -(CR₂₄₅R₂₅₀)₀₋₄-aryl, -(CR₂₄₅R₂₅₀)₀₋₄-heteroaryl, -
 (CR₂₄₅R₂₅₀)₀₋₄-heterocyclyl, -(CR₂₄₅R₂₅₀)₀₋₄-aryl-heteroaryl, -
 (CR₂₄₅R₂₅₀)₀₋₄-aryl-heterocyclyl, -(CR₂₄₅R₂₅₀)₀₋₄-aryl-aryl,
 -(CR₂₄₅R₂₅₀)₀₋₄-heteroaryl-aryl, -(CR₂₄₅R₂₅₀)₀₋₄-heteroaryl-
 20 heterocyclyl, -(CR₂₄₅R₂₅₀)₀₋₄-heteroaryl-heteroaryl, -
 (CR₂₄₅R₂₅₀)₀₋₄-heterocyclyl-heteroaryl, -(CR₂₄₅R₂₅₀)₀₋₄-
 heterocyclyl-heterocyclyl, -(CR₂₄₅R₂₅₀)₀₋₄-heterocyclyl-aryl,
 -[C(R₂₅₅)(R₂₆₀)]₁₋₃-CO-N-(R₂₅₅)₂, -CH(aryl)₂, -CH(heteroaryl)₂,
 -CH(heterocyclyl)₂, -CH(aryl)(heteroaryl), -(CH₂)₀₋₁-
 25 CH((CH₂)₀₋₆-OH)-(CH₂)₀₋₁-aryl, -(CH₂)₀₋₁-CH((CH₂)₀₋₆-OH)-(CH₂)₀₋₁-
 heteroaryl, -CH(-aryl or -heteroaryl)-CO-O(C₁-C₄ alkyl),
 -CH(-CH₂-OH)-CH(OH)-phenyl-NO₂, (C₁-C₆ alkyl)-O-(C₁-C₆
 alkyl)-OH; -CH₂-NH-CH₂-CH(-O-CH₂-CH₃)₂, -(CH₂)₀₋₆-
 C(=NR₂₃₅)(NR₂₃₅R₂₄₀), or
 30 C₁-C₁₀ alkyl optionally substituted with 1, 2, or 3 groups
 independently selected from the group consisting of
 R_{205} , -OC=ONR₂₃₅R₂₄₀, -S(=O)₀₋₂(C₁-C₆ alkyl), -SH,
 -NR₂₃₅C=ONR₂₃₅R₂₄₀, -C=ONR₂₃₅R₂₄₀, and -S(=O)₂NR₂₃₅R₂₄₀, or

-(CH₂)₀₋₃-(C₃-C₈) cycloalkyl wherein the cycloalkyl is optionally substituted with 1, 2, or 3 groups independently selected from the group consisting of R₂₀₅, -CO₂H, and -CO₂-(C₁-C₄ alkyl), or
 5 cyclopentyl, cyclohexyl, or cycloheptyl ring fused to aryl, heteroaryl, or heterocyclyl wherein one, two or three carbons of the cyclopentyl, cyclohexyl, or cycloheptyl is optionally replaced with a heteroatom independently selected from NH, NR₂₁₅, O, or S(=O)₀₋₂,
 10 and wherein the cyclopentyl, cyclohexyl, or cycloheptyl group can be optionally substituted with one or two groups that are independently R₂₀₅, =O, -CO-NR₂₃₅R₂₄₀, or -SO₂-(C₁-C₄ alkyl), or
 C₂-C₁₀ alkenyl or C₂-C₁₀ alkynyl, each of which is
 15 optionally substituted with 1, 2, or 3 R₂₀₅ groups, wherein
 each aryl and heteroaryl is optionally substituted with 1, 2, or 3 R₂₀₀, and wherein each heterocyclyl is optionally substituted with 1, 2, 3, or 4 R₂₁₀;
 20 R₂₀₀ at each occurrence is independently selected from -OH, -NO₂, halogen, -CO₂H, C≡N, -(CH₂)₀₋₄-CO-NR₂₂₀R₂₂₅, -(CH₂)₀₋₄-CO-(C₁-C₁₂ alkyl), -(CH₂)₀₋₄-CO-(C₂-C₁₂ alkenyl), -(CH₂)₀₋₄-CO-(C₂-C₁₂ alkynyl), -(CH₂)₀₋₄-CO-(C₃-C₇ cycloalkyl), -(CH₂)₀₋₄-CO-aryl,
 25 -(CH₂)₀₋₄-CO-heteroaryl, -(CH₂)₀₋₄-CO-heterocyclyl, -(CH₂)₀₋₄-CO-O-R₂₁₅, -(CH₂)₀₋₄-SO₂-NR₂₂₀R₂₂₅, -(CH₂)₀₋₄-SO-(C₁-C₈ alkyl), -(CH₂)₀₋₄-SO₂-(C₁-C₁₂ alkyl), -(CH₂)₀₋₄-SO₂-(C₃-C₇ cycloalkyl), -(CH₂)₀₋₄-N(H or R₂₁₅)-CO-O-R₂₁₅,
 30 -(CH₂)₀₋₄-N(H or R₂₁₅)-CO-N(R₂₁₅)₂, -(CH₂)₀₋₄-N-CS-N(R₂₁₅)₂, -(CH₂)₀₋₄-N(-H or R₂₁₅)-CO-R₂₂₀, -(CH₂)₀₋₄-NR₂₂₀R₂₂₅, -(CH₂)₀₋₄-O-CO-(C₁-C₆ alkyl), -(CH₂)₀₋₄-O-P(O)-(OR₂₄₀)₂, -(CH₂)₀₋₄-O-CO-N(R₂₁₅)₂, -(CH₂)₀₋₄-O-CS-N(R₂₁₅)₂, -(CH₂)₀₋₄-O-(R₂₁₅), -(CH₂)₀₋₄-O-(R₂₁₅)-COOH, -(CH₂)₀₋₄-S-(R₂₁₅), -(CH₂)₀₋₄-O-(C₁-C₆ alkyl optionally substituted with 1, 2, 3, or 5 -

F), C₃-C₇ cycloalkyl, -(CH₂)₀₋₄-N(H or R₂₁₅)-SO₂-R₂₂₀, -(CH₂)₀₋₄-C₃-C₇ cycloalkyl, or

C₁-C₁₀ alkyl optionally substituted with 1, 2, or 3 R₂₀₅ groups, or

5 C₂-C₁₀ alkenyl or C₂-C₁₀ alkynyl, each of which is optionally substituted with 1 or 2 R₂₀₅ groups, wherein

the aryl and heteroaryl groups at each occurrence are optionally substituted with 1, 2, or 3 groups that are independently R₂₀₅, R₂₁₀, or

10 C₁-C₆ alkyl substituted with 1, 2, or 3 groups that are independently R₂₀₅ or R₂₁₀, and wherein

the heterocyclyl group at each occurrence is optionally substituted with 1, 2, or 3 groups that are independently R₂₁₀;

R₂₀₅ at each occurrence is independently selected from C₁-C₆ alkyl, halogen, -OH, -O-phenyl, -SH, -C≡N, -CF₃, C₁-C₆ alkoxy, NH₂, NH(C₁-C₆ alkyl) or N-(C₁-C₆ alkyl)(C₁-C₆ alkyl);

20 R₂₁₀ at each occurrence is independently selected from halogen, C₁-C₆ alkoxy, C₁-C₆ haloalkoxy, -NR₂₂₀R₂₂₅, OH, C≡N, -CO-(C₁-C₄ alkyl), -SO₂-NR₂₃₅R₂₄₀, -CO-NR₂₃₅R₂₄₀, -SO₂-(C₁-C₄ alkyl), =O, or

25 C₁-C₆ alkyl, C₂-C₆ alkenyl, C₂-C₆ alkynyl or C₃-C₇ cycloalkyl, each of which is optionally substituted with 1, 2, or 3 R₂₀₅ groups;

R₂₁₅ at each occurrence is independently selected from C₁-C₆ alkyl, -(CH₂)₀₋₂-(aryl), C₂-C₆ alkenyl, C₂-C₆ alkynyl, C₃-C₇ cycloalkyl, and -(CH₂)₀₋₂-(heteroaryl), -(CH₂)₀₋₂-(heterocyclyl), wherein

30 the aryl group at each occurrence is optionally substituted with 1, 2, or 3 groups that are independently R₂₀₅ or R₂₁₀, and wherein

- the heterocyclyl and heteroaryl groups at each occurrence are optionally substituted with 1, 2, or 3 R₂₁₀;
- R₂₂₀ and R₂₂₅ at each occurrence are independently selected from -H, -C₃-C₇ cycloalkyl, -(C₁-C₂ alkyl)-(C₃-C₇ cycloalkyl), - (C₁-C₆ alkyl)-O-(C₁-C₃ alkyl), -C₂-C₆ alkenyl, -C₂-C₆ alkynyl, -C₁-C₆ alkyl chain with one double bond and one triple bond, -aryl, -heteroaryl, and -heterocyclyl, or -C₁-C₁₀ alkyl optionally substituted with -OH, -NH₂ or halogen, wherein
- the aryl, heterocyclyl and heteroaryl groups at each occurrence are optionally substituted with 1, 2, or 3 R₂₇₀ groups
- R₂₃₅ and R₂₄₀ at each occurrence are independently H, or C₁-C₆ alkyl;
- R₂₄₅ and R₂₅₀ at each occurrence are independently selected from -H, C₁-C₄ alkyl, C₁-C₄ alkylaryl, C₁-C₄ alkylheteroaryl, C₁-C₄ hydroxyalkyl, C₁-C₄ alkoxy, C₁-C₄ haloalkoxy, -(CH₂)₀₋₄-C₃-C₇ cycloalkyl, C₂-C₆ alkenyl, C₂-C₆ alkynyl, and phenyl; or
- R₂₄₅ and R₂₅₀ are taken together with the carbon to which they are attached to form a carbocycle of 3, 4, 5, 6, or 7 carbon atoms, where one carbon atom is optionally replaced by a heteroatom selected from -O-, -S-, -SO₂-, and -NR₂₂₀-;
- R₂₅₅ and R₂₆₀ at each occurrence are independently selected from -H, -(CH₂)₁₋₂-S(O)₀₋₂-(C₁-C₆ alkyl), -(C₁-C₄ alkyl)-aryl, -(C₁-C₄ alkyl)-heteroaryl, -(C₁-C₄ alkyl)-heterocyclyl, -aryl, -heteroaryl, -heterocyclyl, -(CH₂)₁₋₄-R₂₆₅-(CH₂)₀₋₄-aryl, -(CH₂)₁₋₄-R₂₆₅-(CH₂)₀₋₄-heteroaryl, -(CH₂)₁₋₄-R₂₆₅-(CH₂)₀₋₄-heterocyclyl, or
- C₁-C₆ alkyl, C₂-C₆ alkenyl, C₂-C₆ alkynyl or -(CH₂)₀₋₄-C₃-C₇ cycloalkyl, each of which is optionally substituted with 1, 2, or 3 R₂₀₅ groups, wherein each aryl or phenyl is optionally substituted with 1, 2, or 3 groups that are independently R₂₀₅, R₂₁₀, or

C₁-C₆ alkyl substituted with 1, 2, or 3 groups that are independently R₂₀₅ or R₂₁₀, and wherein each heterocyclyl is optionally substituted with 1, 2, 3, or 4 R₂₁₀;

5 R₂₆₅ at each occurrence is independently -O-, -S- or -N(C₁-C₆ alkyl)-; and

R₂₇₀ at each occurrence is independently R₂₀₅, halogen C₁-C₆ alkoxy, C₁-C₆ haloalkoxy, NR₂₃₅R₂₄₀, -OH, -C≡N, -CO-(C₁-C₄ alkyl), -SO₂-NR₂₃₅R₂₄₀, -CO-NR₂₃₅R₂₄₀, -SO₂-(C₁-C₄ alkyl), =O,
10 or

C₁-C₆ alkyl, C₂-C₆ alkenyl, C₂-C₆ alkynyl or -(CH₂)₀₋₄-C₃-C₇ cycloalkyl, each of which is optionally substituted with 1, 2, or 3 R₂₀₅ groups.

The invention also provides methods for the treatment or
15 prevention of Alzheimer's disease, mild cognitive impairment
Down's syndrome, Hereditary Cerebral Hemorrhage with
Amyloidosis of the Dutch-Type, cerebral amyloid angiopathy,
other degenerative dementias, dementias of mixed vascular and
degenerative origin, dementia associated with Parkinson's
20 disease, dementia associated with progressive supranuclear
palsy, dementia associated with cortical basal degeneration,
diffuse Lewy body type of Alzheimer's disease comprising
administration of a therapeutically effective amount of a
compound or salt of formula I, to a patient in need thereof.

25 Preferably, the patient is a human.

More preferably, the disease is Alzheimer's disease.

More preferably, the disease is dementia.

The invention also provides pharmaceutical compositions comprising a compound or salt of formula I and at least one
30 pharmaceutically acceptable carrier, solvent, adjuvant or
diluent.

The invention also provides the use of a compound or salt according to formula I for the manufacture of a medicament.

The invention also provides the use of a compound or salt of formula I for the treatment or prevention of Alzheimer's disease, mild cognitive impairment Down's syndrome, Hereditary Cerebral Hemorrhage with Amyloidosis of the Dutch-Type, cerebral amyloid angiopathy, other degenerative dementias, dementias of mixed vascular and degenerative origin, dementia associated with Parkinson's disease, dementia associated with progressive supranuclear palsy, dementia associated with cortical basal degeneration, or diffuse Lewy body type of Alzheimer's disease.

The invention also provides compounds, pharmaceutical compositions, kits, and methods for inhibiting beta-secretase-mediated cleavage of amyloid precursor protein (APP). More particularly, the compounds, compositions, and methods of the invention are effective to inhibit the production of A-beta peptide and to treat or prevent any human or veterinary disease or condition associated with a pathological form of A-beta peptide.

The compounds, compositions, and methods of the invention are useful for treating humans who have Alzheimer's Disease (AD), for helping prevent or delay the onset of AD, for treating patients with mild cognitive impairment (MCI), and preventing or delaying the onset of AD in those patients who would otherwise be expected to progress from MCI to AD, for treating Down's syndrome, for treating Hereditary Cerebral Hemorrhage with Amyloidosis of the Dutch Type, for treating cerebral beta-amyloid angiopathy and preventing its potential consequences such as single and recurrent lobar hemorrhages, for treating other degenerative dementias, including dementias of mixed vascular and degenerative origin, for treating dementia associated with Parkinson's disease, dementia associated with progressive supranuclear palsy, dementia associated with cortical basal degeneration, and diffuse Lewy

body type AD, and for treating frontotemporal dementias with parkinsonism (FTDP).

The compounds of the invention possess beta-secretase inhibitory activity. The inhibitory activities of the
5 compounds of the invention is readily demonstrated, for example, using one or more of the assays described herein or known in the art.

Unless the substituents for a particular formula are expressly defined for that formula, they are understood to
10 carry the definitions set forth in connection with the preceding formula to which the particular formula makes reference.

The invention also provides methods of preparing the compounds of the invention and the intermediates used in those
15 methods.

Detailed Description of the Invention

The invention relates to compounds of formula I or a pharmaceutically acceptable salt thereof.

Preferred compounds of formula I include those of formula I-1, i.e., compounds of formula I wherein R₂, R₃ and R_p are each hydrogen.

Preferred compounds of formula I include those of formula I-2, i.e., compounds of formula I and formula I-1 wherein R₁ is aryl, heteroaryl, heterocyclyl, aryl-(C₁-C₆)alkyl-, heteroaryl-(C₁-C₆)alkyl-, or heterocyclyl-(C₁-C₆)alkyl-, where the ring portions of each are optionally substituted with 1, 2, 3, or 4 groups independently selected from halogen, -OH, -SH, -C≡N, -NO₂, -NR₁₀₅R'₁₀₅, -CO₂R, -N(R)COR', or -N(R)SO₂R', -C(=O)-(C₁-C₄) alkyl, -SO₂-amino, -SO₂-mono or dialkylamino, -C(=O)-amino, -C(=O)-mono or dialkylamino, -SO₂-(C₁-C₄) alkyl, or C₁-C₆ alkoxy optionally substituted with 1, 2, or 3 groups which are independently selected from halogen, or C₃-C₇ cycloalkyl optionally substituted with 1, 2, or 3 groups independently selected from halogen, -OH, -SH, -C≡N, -CF₃, C₁-C₃ alkoxy, amino, -C₁-C₆ alkyl and mono- or dialkylamino, or C₁-C₁₀ alkyl optionally substituted with 1, 2, or 3 groups independently selected from halogen, -OH, -SH, -C≡N, -CF₃, -C₁-C₃ alkoxy, amino, mono- or dialkylamino and -C₁-C₃ alkyl, or C₂-C₁₀ alkenyl or C₂-C₁₀ alkynyl each of which is optionally substituted with 1, 2, or 3 groups independently selected from halogen, -OH, -SH, -C≡N, -CF₃, C₁-C₃ alkoxy, amino, C₁-C₆ alkyl and mono- or dialkylamino; and the heterocyclyl

group is optionally further substituted with
 OXO.

Preferred compounds of formula I-2 also include those wherein
 R₁ is aryl-(C₁-C₆)alkyl-, heteroaryl-(C₁-C₆)alkyl-, or

5 heterocyclyl-(C₁-C₆)alkyl-, where the ring portions
 of each are optionally substituted with 1, 2, 3, or 4
 groups independently selected from halogen, -OH, -SH,
 -C≡N, -NO₂, -NR₁₀₅R'₁₀₅, -CO₂R, -N(R)COR', or -
 N(R)SO₂R', -C(=O)-(C₁-C₄) alkyl, -SO₂-amino, -SO₂-mono
 10 or dialkylamino, -C(=O)-amino, -C(=O)-mono or
 dialkylamino, -SO₂-(C₁-C₄) alkyl, or
 C₁-C₆ alkoxy optionally substituted with 1, 2, or 3
 groups which are independently selected from
 halogen, or
 15 C₃-C₇ cycloalkyl optionally substituted with 1, 2, or
 3 groups independently selected from halogen, -
 OH, -SH, -C≡N, -CF₃, C₁-C₃ alkoxy, amino, -C₁-C₆
 alkyl and mono- or dialkylamino, or
 C₁-C₁₀ alkyl optionally substituted with 1, 2, or 3
 20 groups independently selected from halogen, -OH,
 -SH, -C≡N, -CF₃, -C₁-C₃ alkoxy, amino, mono- or
 dialkylamino and -C₁-C₃ alkyl, or
 C₂-C₁₀ alkenyl or C₂-C₁₀ alkynyl each of which is
 optionally substituted with 1, 2, or 3 groups
 25 independently selected from halogen, -OH, -SH,
 -C≡N, -CF₃, C₁-C₃ alkoxy, amino, C₁-C₆ alkyl and
 mono- or dialkylamino; and the heterocyclyl
 group is optionally further substituted with
 OXO.

30 Preferred compounds of formula I-2 also include those
 wherein

R₁ is -(CH₂)-aryl, -(CH₂)-heteroaryl, or -(CH₂)-heterocyclyl,
 where the ring portions of each are optionally
 substituted with 1, 2, 3, or 4 groups independently

selected from halogen, -OH, -SH, -C≡N, -NO₂, -
 NR₁₀₅R'₁₀₅, -CO₂R, -N(R)COR', or -N(R)SO₂R',
 -C(=O)-(C₁-C₄) alkyl, -SO₂-amino, -SO₂-mono or
 dialkylamino, -C(=O)-amino, -C(=O)-mono or
 5 dialkylamino, -SO₂-(C₁-C₄) alkyl, or
 C₁-C₆ alkoxy optionally substituted with 1, 2, or 3
 groups which are independently selected from
 halogen, or
 C₃-C₇ cycloalkyl optionally substituted with 1, 2, or
 10 3 groups independently selected from halogen, -
 OH, -SH, -C≡N, -CF₃, C₁-C₃ alkoxy, amino, -C₁-C₆
 alkyl and mono- or dialkylamino, or
 C₁-C₁₀ alkyl optionally substituted with 1, 2, or 3
 groups independently selected from halogen, -OH,
 15 -SH, -C≡N, -CF₃, -C₁-C₃ alkoxy, amino, mono- or
 dialkylamino and -C₁-C₃ alkyl, or
 C₂-C₁₀ alkenyl or C₂-C₁₀ alkynyl each of which is
 optionally substituted with 1, 2, or 3 groups
 independently selected from halogen, -OH, -SH,
 20 -C≡N, -CF₃, C₁-C₃ alkoxy, amino, C₁-C₆ alkyl and
 mono- or dialkylamino; and the heterocyclyl
 group is optionally further substituted with
 oxo.

Preferred compounds of formula I-2 also include those
 25 wherein

R₁ is -CH₂-phenyl or -CH₂-pyridinyl where the ring portions of
 each are optionally substituted with 1, 2, 3, or 4 groups
 independently selected from halogen, C₁-C₄ alkoxy,
 hydroxy, -NO₂, and

30 C₁-C₄ alkyl optionally substituted with 1, 2, or 3
 substituents independently selected from halogen, OH,
 SH, NH₂, NH(C₁-C₆ alkyl), N-(C₁-C₆ alkyl)(C₁-C₆ alkyl),
 C≡N, CF₃.

Preferred compounds of formula I-2 also include those wherein

R_1 is $-\text{CH}_2$ -phenyl or $-\text{CH}_2$ -pyridinyl where the phenyl or pyridinyl rings are each optionally substituted with 1 or 2 groups independently selected from halogen, C_1 - C_2 alkyl, C_1 - C_2 alkoxy, hydroxy, $-\text{CF}_3$, and $-\text{NO}_2$.

Preferred compounds of formula I-2 include those wherein R_1 is $-\text{CH}_2$ -phenyl or $-\text{CH}_2$ -pyridinyl where the phenyl or pyridinyl rings are each optionally substituted with 2 groups independently selected from halogen, C_1 - C_2 alkyl, C_1 - C_2 alkoxy, hydroxy, and $-\text{NO}_2$.

Preferred compounds of formula I-2 also include those wherein R_1 is $-\text{CH}_2$ -pyridinyl, benzyl, 3,5-difluorobenzyl, or 5-hydroxybenzyl.

Preferred compounds of formula I, I-1, and I-2 include compounds of formula I-3, i.e., those of formula I or formula I-1 or formula I-2, wherein

R_N is $-\text{C}(=\text{O})-(\text{CRR}')_{0-6}\text{R}_{100}$;

R_{100} represents aryl, heteroaryl, heterocyclyl, $-\text{aryl-W-aryl}$, $-\text{aryl-W-heteroaryl}$, $-\text{aryl-W-heterocyclyl}$, $-\text{heteroaryl-W-aryl}$, $-\text{heteroaryl-W-heteroaryl}$, $-\text{heteroaryl-W-heterocyclyl}$, $-\text{heterocyclyl-W-aryl}$, $-\text{heterocyclyl-W-heteroaryl}$, $-\text{heterocyclyl-W-heterocyclyl}$, $-\text{CH}[(\text{CH}_2)_{0-2}-\text{O}-\text{R}_{150}]-(\text{CH}_2)_{0-2}\text{-aryl}$, $-\text{CH}[(\text{CH}_2)_{0-2}-\text{O}-\text{R}_{150}]-(\text{CH}_2)_{0-2}\text{-heterocyclyl}$ or $-\text{CH}[(\text{CH}_2)_{0-2}-\text{O}-\text{R}_{150}]-(\text{CH}_2)_{0-2}\text{-heteroaryl}$, where the ring portions of each are optionally substituted with 1, 2, or 3 groups independently selected from

$-\text{OR}$, $-\text{NO}_2$, C_1 - C_6 alkyl, halogen, $-\text{C}\equiv\text{N}$, $-\text{OCF}_3$, $-\text{CF}_3$, $-(\text{CH}_2)_{0-4}-\text{O}-\text{P}(=\text{O})(\text{OR})(\text{OR}')$, $-(\text{CH}_2)_{0-4}-\text{CO}-\text{NR}_{105}\text{R}'_{105}$, $-(\text{CH}_2)_{0-4}-\text{O}-\text{CH}_2-\text{CONR}_{102}\text{R}'_{102}$, $-(\text{CH}_2)_{0-4}-\text{CO}-\text{C}_1-\text{C}_{12}$ alkyl, $-(\text{CH}_2)_{0-4}-\text{CO}-\text{C}_2-\text{C}_{12}$ alkenyl, $-(\text{CH}_2)_{0-4}-\text{CO}-\text{C}_2-\text{C}_{12}$ alkynyl, $-(\text{CH}_2)_{0-4}-\text{CO}-\text{C}_3-\text{C}_7$ cycloalkyl, $-(\text{CH}_2)_{0-4}-\text{R}_{110}$, $-(\text{CH}_2)_{0-4}-\text{R}_{120}$, $-(\text{CH}_2)_{0-4}-\text{R}_{130}$, $-(\text{CH}_2)_{0-4}-\text{CO}-\text{R}_{110}$, $-(\text{CH}_2)_{0-4}-\text{CO}-\text{R}_{120}$, $-(\text{CH}_2)_{0-4}-\text{CO}-\text{R}_{130}$, $-(\text{CH}_2)_{0-4}-\text{CO}-\text{R}_{140}$, $-(\text{CH}_2)_{0-4}-\text{CO}-$

O-R₁₅₀, -(CH₂)₀₋₄-SO₂-NR₁₀₅R'₁₀₅, -(CH₂)₀₋₄-SO-(C₁-C₈
 alkyl), -(CH₂)₀₋₄-SO₂-(C₁-C₁₂ alkyl), -(CH₂)₀₋₄-SO₂-
 (CH₂)₀₋₄-(C₃-C₇ cycloalkyl), -(CH₂)₀₋₄-N(R₁₅₀)-CO-O-R₁₅₀,
 -(CH₂)₀₋₄-N(R₁₅₀)-CO-N(R₁₅₀)₂, -(CH₂)₀₋₄-N(R₁₅₀)-CS-
 5 N(R₁₅₀)₂, -(CH₂)₀₋₄-N(R₁₅₀)-CO-R₁₀₅, -(CH₂)₀₋₄-NR₁₀₅R'₁₀₅,
 -(CH₂)₀₋₄-R₁₄₀, -(CH₂)₀₋₄-O-CO-(C₁-C₆ alkyl), -(CH₂)₀₋₄-O-
 P(O)-(O-R₁₁₀)₂, -(CH₂)₀₋₄-O-CO-N(R₁₅₀)₂, -(CH₂)₀₋₄-O-CS-
 N(R₁₅₀)₂, -(CH₂)₀₋₄-O-(R₁₅₀), -(CH₂)₀₋₄-O-R₁₅₀'-COOH, -
 (CH₂)₀₋₄-S-(R₁₅₀), -(CH₂)₀₋₄-N(R₁₅₀)-SO₂-R₁₀₅, -(CH₂)₀₋₄-
 10 C₃-C₇ cycloalkyl, (C₂-C₁₀)alkenyl, or (C₂-C₁₀)alkynyl,
 or

R₁₀₀ is C₁-C₁₀ alkyl optionally substituted with 1, 2, or 3 R₁₁₅ groups, or

15 R₁₀₀ is -(C₁-C₆ alkyl)-O-C₁-C₆ alkyl) or -(C₁-C₆ alkyl)-S-(C₁-C₆
 alkyl), each of which is optionally substituted with 1, 2,
 or 3 R₁₁₅ groups, or

R₁₀₀ is C₃-C₈ cycloalkyl optionally substituted with 1, 2, or 3 R₁₁₅ groups.

20 Preferred compounds of formula I-3 include compounds
 wherein

R_N is -C(=O)-(CRR')₀₋₆R₁₀₀; and

R₁₀₀ represents aryl, heteroaryl, or heterocyclyl, where the ring portions of each are optionally substituted with 1, 2, or 3 groups independently selected from

25 -OR, -NO₂, C₁-C₆ alkyl, halogen, -C≡N, -OCF₃, -CF₃, -(CH₂)₀₋₄-
 4-O-P(=O)(OR)(OR'), -(CH₂)₀₋₄-CO-NR₁₀₅R'₁₀₅, -(CH₂)₀₋₄-O-
 (CH₂)₀₋₄-CONR₁₀₂R'₁₀₂', -(CH₂)₀₋₄-CO-(C₁-C₁₂ alkyl), -(CH₂)₀₋₄-
 4-CO-(C₂-C₁₂ alkenyl), -(CH₂)₀₋₄-CO-(C₂-C₁₂ alkynyl),
 -(CH₂)₀₋₄-CO-(CH₂)₀₋₄(C₃-C₇ cycloalkyl), -(CH₂)₀₋₄-R₁₁₀,
 30 -(CH₂)₀₋₄-R₁₂₀, -(CH₂)₀₋₄-R₁₃₀, -(CH₂)₀₋₄-CO-R₁₁₀, -(CH₂)₀₋₄-
 CO-R₁₂₀, -(CH₂)₀₋₄-CO-R₁₃₀, -(CH₂)₀₋₄-CO-R₁₄₀, -(CH₂)₀₋₄-CO-
 O-R₁₅₀, -(CH₂)₀₋₄-SO₂-NR₁₀₅R'₁₀₅, -(CH₂)₀₋₄-SO-(C₁-C₈
 alkyl), -(CH₂)₀₋₄-SO₂-(C₁-C₁₂ alkyl), -(CH₂)₀₋₄-SO₂-
 (CH₂)₀₋₄-(C₃-C₇ cycloalkyl), -(CH₂)₀₋₄-N(R₁₅₀)-CO-O-R₁₅₀,

$-(\text{CH}_2)_{0-4}-\text{N}(\text{R}_{150})-\text{CO}-\text{N}(\text{R}_{150})_2$, $-(\text{CH}_2)_{0-4}-\text{N}(\text{R}_{150})-\text{CS}-$
 $\text{N}(\text{R}_{150})_2$, $-(\text{CH}_2)_{0-4}-\text{N}(\text{R}_{150})-\text{CO}-\text{R}_{105}$, $-(\text{CH}_2)_{0-4}-\text{NR}_{105}\text{R}'_{105}$,
 $-(\text{CH}_2)_{0-4}-\text{R}_{140}$, $-(\text{CH}_2)_{0-4}-\text{O}-\text{CO}-(\text{C}_1-\text{C}_6 \text{ alkyl})$, $-(\text{CH}_2)_{0-4}-\text{O}-$
 $\text{P}(\text{O})-(\text{O}-\text{R}_{110})_2$, $-(\text{CH}_2)_{0-4}-\text{O}-\text{CO}-\text{N}(\text{R}_{150})_2$, $-(\text{CH}_2)_{0-4}-\text{O}-\text{CS}-$
 $\text{N}(\text{R}_{150})_2$, $-(\text{CH}_2)_{0-4}-\text{O}-(\text{R}_{150})$, $-(\text{CH}_2)_{0-4}-\text{O}-\text{R}_{150}'-\text{COOH}$, $-$
 $(\text{CH}_2)_{0-4}-\text{S}-(\text{R}_{150})$, $-(\text{CH}_2)_{0-4}-\text{N}(\text{R}_{150})-\text{SO}_2-\text{R}_{105}$, $-(\text{CH}_2)_{0-4}-$
 $\text{C}_3-\text{C}_7 \text{ cycloalkyl}$, $(\text{C}_2-\text{C}_{10})\text{alkenyl}$, or $(\text{C}_2-\text{C}_{10})\text{alkynyl}$.

Preferred compounds of formula I-3 include compounds

wherein

10 R_N is $-\text{C}(=\text{O})-\text{R}_{100}$; and

R_{100} represents aryl, or heteroaryl, where the ring portions of each are optionally substituted with 1, 2, or 3 groups independently selected from

$-\text{OR}$, $-\text{NO}_2$, $\text{C}_1-\text{C}_6 \text{ alkyl}$, halogen, $-\text{C}\equiv\text{N}$, $-\text{OCF}_3$, $-\text{CF}_3$, $-(\text{CH}_2)_{0-4}-$
 $\text{O}-\text{P}(=\text{O})(\text{OR})(\text{OR}')$, $-(\text{CH}_2)_{0-4}-\text{CO}-\text{NR}_{105}\text{R}'_{105}$, $-(\text{CH}_2)_{0-4}-\text{O}-$
 $(\text{CH}_2)_{0-4}-\text{CONR}_{102}\text{R}'_{102}$, $-(\text{CH}_2)_{0-4}-\text{CO}-(\text{C}_1-\text{C}_{12} \text{ alkyl})$, $-(\text{CH}_2)_{0-4}-$
 $\text{CO}-(\text{C}_2-\text{C}_{12} \text{ alkenyl})$, $-(\text{CH}_2)_{0-4}-\text{CO}-(\text{C}_2-\text{C}_{12} \text{ alkynyl})$,
 $-(\text{CH}_2)_{0-4}-\text{CO}-(\text{CH}_2)_{0-4}(\text{C}_3-\text{C}_7 \text{ cycloalkyl})$, $-(\text{CH}_2)_{0-4}-\text{R}_{110}$,
 $-(\text{CH}_2)_{0-4}-\text{R}_{120}$, $-(\text{CH}_2)_{0-4}-\text{R}_{130}$, $-(\text{CH}_2)_{0-4}-\text{CO}-\text{R}_{110}$, $-(\text{CH}_2)_{0-4}-$
 $\text{CO}-\text{R}_{120}$, $-(\text{CH}_2)_{0-4}-\text{CO}-\text{R}_{130}$, $-(\text{CH}_2)_{0-4}-\text{CO}-\text{R}_{140}$, $-(\text{CH}_2)_{0-4}-\text{CO}-$
 $\text{O}-\text{R}_{150}$, $-(\text{CH}_2)_{0-4}-\text{SO}_2-\text{NR}_{105}\text{R}'_{105}$, $-(\text{CH}_2)_{0-4}-\text{SO}-(\text{C}_1-\text{C}_8$
 $\text{alkyl})$, $-(\text{CH}_2)_{0-4}-\text{SO}_2-(\text{C}_1-\text{C}_{12} \text{ alkyl})$, $-(\text{CH}_2)_{0-4}-\text{SO}_2-$
 $(\text{CH}_2)_{0-4}-(\text{C}_3-\text{C}_7 \text{ cycloalkyl})$, $-(\text{CH}_2)_{0-4}-\text{N}(\text{R}_{150})-\text{CO}-\text{O}-\text{R}_{150}$,
 $-(\text{CH}_2)_{0-4}-\text{N}(\text{R}_{150})-\text{CO}-\text{N}(\text{R}_{150})_2$, $-(\text{CH}_2)_{0-4}-\text{N}(\text{R}_{150})-\text{CS}-$
 $\text{N}(\text{R}_{150})_2$, $-(\text{CH}_2)_{0-4}-\text{N}(\text{R}_{150})-\text{CO}-\text{R}_{105}$, $-(\text{CH}_2)_{0-4}-\text{NR}_{105}\text{R}'_{105}$,
 $-(\text{CH}_2)_{0-4}-\text{R}_{140}$, $-(\text{CH}_2)_{0-4}-\text{O}-\text{CO}-(\text{C}_1-\text{C}_6 \text{ alkyl})$, $-(\text{CH}_2)_{0-4}-\text{O}-$
 $\text{P}(\text{O})-(\text{O}-\text{R}_{110})_2$, $-(\text{CH}_2)_{0-4}-\text{O}-\text{CO}-\text{N}(\text{R}_{150})_2$, $-(\text{CH}_2)_{0-4}-\text{O}-\text{CS}-$
 $\text{N}(\text{R}_{150})_2$, $-(\text{CH}_2)_{0-4}-\text{O}-(\text{R}_{150})$, $-(\text{CH}_2)_{0-4}-\text{O}-\text{R}_{150}'-\text{COOH}$, $-$
 $(\text{CH}_2)_{0-4}-\text{S}-(\text{R}_{150})$, $-(\text{CH}_2)_{0-4}-\text{N}(\text{R}_{150})-\text{SO}_2-\text{R}_{105}$, $-(\text{CH}_2)_{0-4}-$
 $\text{C}_3-\text{C}_7 \text{ cycloalkyl}$, $(\text{C}_2-\text{C}_{10})\text{alkenyl}$, or $(\text{C}_2-\text{C}_{10})\text{alkynyl}$.

Preferred compounds of formula I-3 also include compounds

wherein

R_N is $-\text{C}(=\text{O})-\text{R}_{100}$; and

R_{100} is selected from phenyl, 1-naphthyl, 2-naphthyl, tetralinyl, indanyl, dihydronaphthyl, 6,7,8,9-tetrahydro-5H-benzo[a]cycloheptenyl, where the ring portions of each are optionally substituted with 1, 2, or 3 groups independently selected from

5
 -OR, -NO₂, C₁-C₆ alkyl, halogen, -C≡N, -OCF₃, -CF₃, -(CH₂)₀₋₄-O-P(=O)(OR)(OR'), -(CH₂)₀₋₄-CO-NR₁₀₅R'₁₀₅, -(CH₂)₀₋₄-O-(CH₂)₀₋₄-CONR₁₀₂R'₁₀₂', -(CH₂)₀₋₄-CO-(C₁-C₁₂ alkyl), -(CH₂)₀₋₄-CO-(C₂-C₁₂ alkenyl), -(CH₂)₀₋₄-CO-(C₂-C₁₂ alkynyl),
 10
 -(CH₂)₀₋₄-CO-(CH₂)₀₋₄(C₃-C₇ cycloalkyl), -(CH₂)₀₋₄-R₁₁₀, -(CH₂)₀₋₄-R₁₂₀, -(CH₂)₀₋₄-R₁₃₀, -(CH₂)₀₋₄-CO-R₁₁₀, -(CH₂)₀₋₄-CO-R₁₂₀, -(CH₂)₀₋₄-CO-R₁₃₀, -(CH₂)₀₋₄-CO-R₁₄₀, -(CH₂)₀₋₄-CO-O-R₁₅₀, -(CH₂)₀₋₄-SO₂-NR₁₀₅R'₁₀₅, -(CH₂)₀₋₄-SO-(C₁-C₈ alkyl), -(CH₂)₀₋₄-SO₂-(C₁-C₁₂ alkyl), -(CH₂)₀₋₄-SO₂-(CH₂)₀₋₄-(C₃-C₇ cycloalkyl), -(CH₂)₀₋₄-N(R₁₅₀)-CO-O-R₁₅₀,
 15
 -(CH₂)₀₋₄-N(R₁₅₀)-CO-N(R₁₅₀)₂, -(CH₂)₀₋₄-N(R₁₅₀)-CS-N(R₁₅₀)₂, -(CH₂)₀₋₄-N(R₁₅₀)-CO-R₁₀₅, -(CH₂)₀₋₄-NR₁₀₅R'₁₀₅, -(CH₂)₀₋₄-R₁₄₀, -(CH₂)₀₋₄-O-CO-(C₁-C₆ alkyl), -(CH₂)₀₋₄-O-P(O)-(O-R₁₁₀)₂, -(CH₂)₀₋₄-O-CO-N(R₁₅₀)₂, -(CH₂)₀₋₄-O-CS-N(R₁₅₀)₂, -(CH₂)₀₋₄-O-(R₁₅₀), -(CH₂)₀₋₄-O-R₁₅₀'-COOH, -
 20
 (CH₂)₀₋₄-S-(R₁₅₀), -(CH₂)₀₋₄-N(R₁₅₀)-SO₂-R₁₀₅, -(CH₂)₀₋₄-C₃-C₇ cycloalkyl, (C₂-C₁₀)alkenyl, or (C₂-C₁₀)alkynyl.

Preferred compounds of formula I-3 also include compounds wherein

25 R_N is -C(=O)-phenyl optionally substituted with 1, 2, or 3 groups independently selected from

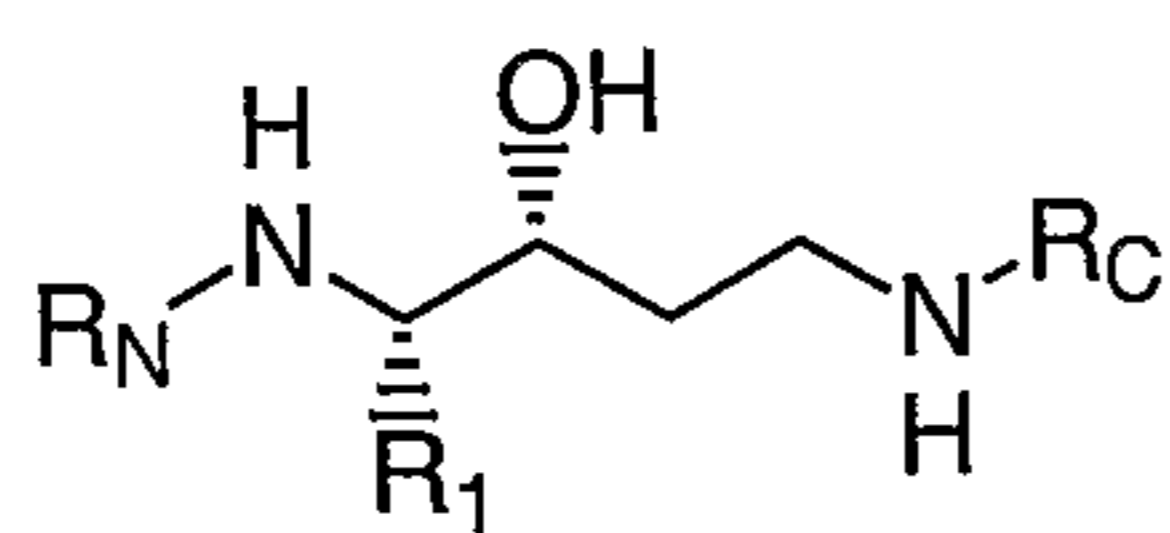
30
 -OR, -NO₂, C₁-C₆ alkyl, halogen, -C≡N, -OCF₃, -CF₃, -(CH₂)₀₋₄-O-P(=O)(OR)(OR'), -(CH₂)₀₋₄-CO-NR₁₀₅R'₁₀₅, -(CH₂)₀₋₄-O-(CH₂)₀₋₄-CONR₁₀₂R'₁₀₂', -(CH₂)₀₋₄-CO-(C₁-C₁₂ alkyl), -(CH₂)₀₋₄-CO-(C₂-C₁₂ alkenyl), -(CH₂)₀₋₄-CO-(C₂-C₁₂ alkynyl),
 -(CH₂)₀₋₄-CO-(CH₂)₀₋₄(C₃-C₇ cycloalkyl), -(CH₂)₀₋₄-R₁₁₀, -(CH₂)₀₋₄-R₁₂₀, -(CH₂)₀₋₄-R₁₃₀, -(CH₂)₀₋₄-CO-R₁₁₀, -(CH₂)₀₋₄-CO-R₁₂₀, -(CH₂)₀₋₄-CO-R₁₃₀, -(CH₂)₀₋₄-CO-R₁₄₀, -(CH₂)₀₋₄-CO-O-R₁₅₀, -(CH₂)₀₋₄-SO₂-NR₁₀₅R'₁₀₅, -(CH₂)₀₋₄-SO-(C₁-C₈

alkyl), $-(\text{CH}_2)_{0-4}-\text{SO}_2-(\text{C}_1-\text{C}_{12} \text{ alkyl})$, $-(\text{CH}_2)_{0-4}-\text{SO}_2-$
 $(\text{CH}_2)_{0-4}-(\text{C}_3-\text{C}_7 \text{ cycloalkyl})$, $-(\text{CH}_2)_{0-4}-\text{N}(\text{R}_{150})-\text{CO}-\text{O}-\text{R}_{150}$,
 $-(\text{CH}_2)_{0-4}-\text{N}(\text{R}_{150})-\text{CO}-\text{N}(\text{R}_{150})_2$, $-(\text{CH}_2)_{0-4}-\text{N}(\text{R}_{150})-\text{CS}-$
 $\text{N}(\text{R}_{150})_2$, $-(\text{CH}_2)_{0-4}-\text{N}(\text{R}_{150})-\text{CO}-\text{R}_{105}$, $-(\text{CH}_2)_{0-4}-\text{NR}_{105}\text{R}'_{105}$,
5 $-(\text{CH}_2)_{0-4}-\text{R}_{140}$, $-(\text{CH}_2)_{0-4}-\text{O}-\text{CO}-(\text{C}_1-\text{C}_6 \text{ alkyl})$, $-(\text{CH}_2)_{0-4}-\text{O}-$
 $\text{P}(\text{O})-(\text{O}-\text{R}_{110})_2$, $-(\text{CH}_2)_{0-4}-\text{O}-\text{CO}-\text{N}(\text{R}_{150})_2$, $-(\text{CH}_2)_{0-4}-\text{O}-\text{CS}-$
 $\text{N}(\text{R}_{150})_2$, $-(\text{CH}_2)_{0-4}-\text{O}-(\text{R}_{150})$, $-(\text{CH}_2)_{0-4}-\text{O}-\text{R}_{150}'-\text{COOH}$, $-$
 $(\text{CH}_2)_{0-4}-\text{S}-(\text{R}_{150})$, $-(\text{CH}_2)_{0-4}-\text{N}(\text{R}_{150})-\text{SO}_2-\text{R}_{105}$, $-(\text{CH}_2)_{0-4}-$
 $\text{C}_3-\text{C}_7 \text{ cycloalkyl}$, $(\text{C}_2-\text{C}_{10})\text{alkenyl}$, or $(\text{C}_2-\text{C}_{10})\text{alkynyl}$.

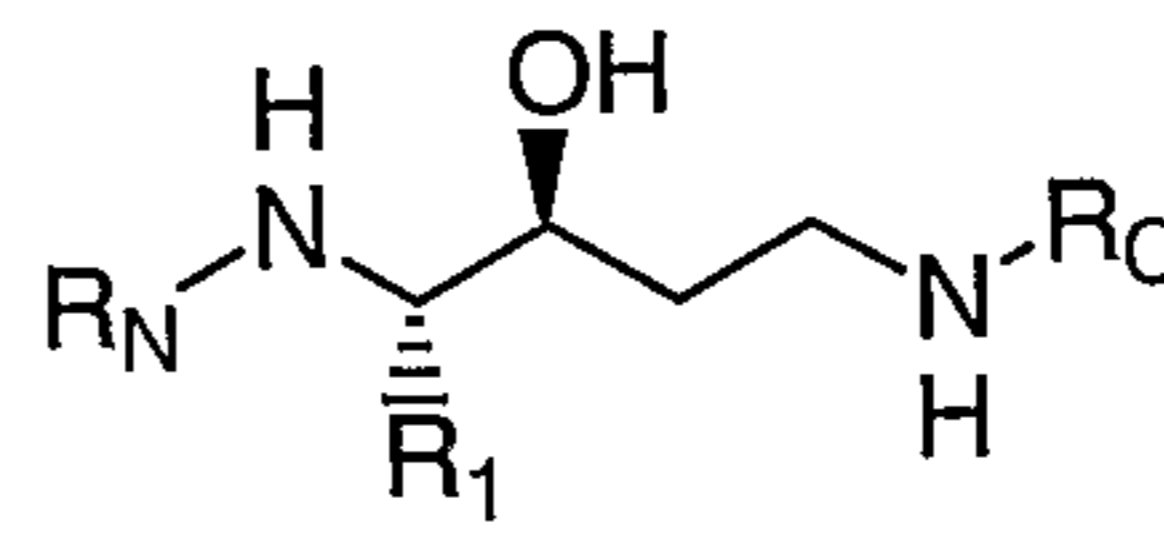
10 Preferred compounds of formula I-3 also include compounds
 wherein

R_N is $-\text{C}(=\text{O})$ -phenyl optionally substituted with 1 or 2 groups
 independently selected from C_1-C_3 alkyl, halogen, $-\text{SO}_2-$
 $\text{NR}_{105}\text{R}'_{105}$, $-\text{CO}-\text{NR}_{105}\text{R}'_{105}$, and $-\text{N}(\text{R}_{150})-\text{SO}_2-\text{R}_{105}$, wherein
 15 R_{105} , R'_{105} and R_{150} are independently H or C_1-C_6 alkyl, or
 R_{105} and R_{105}' together with the atom to which they are
 attached form a 3 to 7 membered carbocyclic ring.

Other preferred compounds of formula I-3 also include
 compounds of formula I-3A and I-3B:



I-3A



I-3B

In formulae I-3A and I-3b, the substituents are as defined
 above for I-3 unless indicated otherwise below.

In preferred compounds of formulae I-3A and I-3B,

25 R_N is $-\text{C}(=\text{O})$ -phenyl substituted with 2 groups independently
 selected from C_1-C_3 alkyl, $-\text{SO}_2-\text{NR}_{105}\text{R}'_{105}$, $-\text{CO}-\text{NR}_{105}\text{R}'_{105}$,
 and $-\text{N}(\text{R}_{150})-\text{SO}_2-\text{R}_{105}$, wherein R_{105} , R'_{105} and R_{150} are
 independently H, C_1-C_6 alkyl, or hydroxy (C_1-C_6) alkyl or
 R_{105} and R_{105}' together with the atom to which they are
 30 attached form a 3 to 7 membered carbocyclic ring.

More preferably, R_N in I-3A and I-3B is $-\text{C}(=\text{O})$ -phenyl
 substituted with 2 groups which are different and are C_1-C_3
 alkyl, $-\text{SO}_2-\text{NR}_{105}\text{R}'_{105}$, $-\text{CO}-\text{NR}_{105}\text{R}'_{105}$, or $-\text{N}(\text{R}_{150})-\text{SO}_2-\text{R}_{105}$, wherein

R_{105} , R'_{105} and R_{150} are independently C_1 - C_6 alkyl, or hydroxy (C_1 - C_6) alkyl.

Even more preferably, R_N in I-3A and I-3B is $-C(=O)$ -phenyl substituted with 2 groups which are different and are C_1 - C_3 alkyl, $-SO_2-NR_{105}R'_{105}$, $-CO-NR_{105}R'_{105}$, or $-N(R_{150})-SO_2-R_{105}$, wherein R_{105} , R'_{105} and R_{150} are independently C_1 - C_3 alkyl, or hydroxy (C_2 - C_3) alkyl.

In these more preferred compounds of I-3A and I-3B, R_1 is $-CH_2$ -phenyl or $-CH_2$ -pyridinyl where the phenyl or pyridinyl rings are each optionally substituted with 2 groups independently selected from halogen, C_1 - C_2 alkyl, C_1 - C_2 alkoxy, hydroxy, and $-NO_2$.

Particularly preferred R_1 groups in compounds of formula I-3A and I-3B are those wherein R_1 is $-CH_2$ -pyridinyl, benzyl, 3,5-difluorobenzyl, or 5-hydroxybenzyl.

Preferred compounds of I-3A and I-3B include those where R_c is hydrogen, $-(CH_2)$ -phenyl, or $-(CH_2)_2$ -phenyl, wherein each phenyl is optionally substituted with 1, 2, or 3 of C_1 - C_3 , more preferably C_1 - C_2 , alkyl, OH, $-NO_2$, halogen, $-CO_2H$, or $C\equiv N$.

Preferred compounds of formula I-1, I-2, and I-3 also include compounds of formula I-4, i.e., those of formula I-1, I-2, or I-3 wherein:

R_c is hydrogen, $-(CR_{245}R_{250})_{0-4}$ -aryl, $-(CR_{245}R_{250})_{0-4}$ -heteroaryl, $-(CR_{245}R_{250})_{0-4}$ -heterocyclyl,

C_2 - C_{10} alkyl optionally substituted with 1, 2, or 3 groups independently selected from the group consisting of R_{205} , R_{110} , R_{120} , R_{130} , $-OC=ONR_{235}R_{240}$, $-S(=O)_{0-2}(C_1$ - C_6 alkyl), $-SH$, and $-S(=O)_2NR_{235}R_{240}$, $-(CH_2)_{0-3}$ -(C_3 - C_8) cycloalkyl wherein the cycloalkyl is optionally substituted with 1, 2, or 3 groups independently selected from the group consisting of R_{205} , $-CO_2H$, and $-CO_2$ -(C_1 - C_4 alkyl), or cyclopentyl, cyclohexyl, or cycloheptyl ring fused to aryl, heteroaryl, or heterocyclyl wherein one, two

or three carbons of the cyclopentyl, cyclohexyl, or
 cycloheptyl is optionally replaced with a heteroatom
 independently selected from NH, NR₂₁₅, O, and S(=O)₀₋₂,
 and wherein the cyclopentyl, cyclohexyl, or
 5 cycloheptyl group is optionally substituted with one
 or two groups that are independently R₂₀₅, =O, -CO-
 NR₂₃₅R₂₄₀, or -SO₂-(C₁-C₄ alkyl), or
 C₂-C₁₀ alkenyl or C₂-C₁₀ alkynyl, each of which is
 optionally substituted with 1, 2, or 3 independently
 10 selected R₂₀₅ groups, wherein
 each aryl and heteroaryl is optionally substituted with 1,
 2, or 3 R₂₀₀, and wherein each heterocyclyl is
 optionally substituted with 1, 2, 3, or 4
 independently selected R₂₁₀ groups.

15 Preferred compounds of formula I-4 also include compounds
 wherein
 R_C is hydrogen, -(CR₂₄₅R₂₅₀)₀₋₄-aryl, -(CR₂₄₅R₂₅₀)₀₋₄-heteroaryl, -
 (CR₂₄₅R₂₅₀)₀₋₄-heterocyclyl,
 C₂-C₁₀ alkyl optionally substituted with 1, 2, or 3 groups
 20 independently selected from the group consisting of
 R₂₀₅, R₁₁₀, R₁₂₀, R₁₃₀, -OC=ONR₂₃₅R₂₄₀, -S(=O)₀₋₂(C₁-C₆
 alkyl), -SH, and -S(=O)₂NR₂₃₅R₂₄₀,
 -(CH₂)₀₋₃-(C₃-C₈) cycloalkyl wherein the cycloalkyl is
 optionally substituted with 1, 2, or 3 groups
 25 independently selected from the group consisting of
 R₂₀₅, -CO₂H, and -CO₂-(C₁-C₄ alkyl), or
 C₂-C₁₀ alkenyl or C₂-C₁₀ alkynyl, each of which is
 optionally substituted with 1, 2, or 3 independently
 selected R₂₀₅ groups, wherein
 30 each aryl and heteroaryl is optionally substituted with 1,
 2, or 3 R₂₀₀, and wherein each heterocyclyl is
 optionally substituted with 1, 2, 3, or 4
 independently selected R₂₁₀ groups.

Preferred compounds of formula I-4 also include compounds wherein

R_C is hydrogen, $-(CR_{245}R_{250})_{0-2}$ -aryl, $-(CR_{245}R_{250})_{0-2}$ -heteroaryl, $-(CR_{245}R_{250})_{0-2}$ -heterocyclyl, or

5 C_2 - C_{10} alkyl optionally substituted with 1, 2, or 3 groups independently selected from the group consisting of R_{205} , R_{110} , R_{120} , R_{130} , $-OC=ONR_{235}R_{240}$, $-S(=O)_{0-2}(C_1-C_6$ alkyl), $-SH$, and $-S(=O)_2NR_{235}R_{240}$, wherein each aryl and heteroaryl is optionally substituted with 1, 10 2, or 3 R_{200} , and wherein each heterocyclyl is optionally substituted with 1, 2, 3, or 4 independently selected R_{210} groups.

Preferred compounds of formula I-4 also include compounds wherein

15 R_C is hydrogen, $-(CH_2)$ -aryl, $-(CH_2)$ -heteroaryl, $-(CH_2)_2$ -aryl, $-(CH_2)_2$ -heteroaryl, or

C_2 - C_{10} alkyl optionally substituted with 1, 2, or 3 groups independently selected from C_1 - C_6 alkyl, halogen, $-OH$, $-O$ -phenyl, $-SH$, $-S-C_1-C_6$ alkyl, $-S(=O)_{0-2}(C_1-C_6$ 20 alkyl), $-C\equiv N$, $-CF_3$, C_1 - C_6 alkoxy, and NH_2 , wherein each aryl and heteroaryl is optionally substituted with 1, 2, or 3 groups selected from OH , $-NO_2$, halogen, $-CO_2H$, $C\equiv N$, $-(CH_2)_{0-4}-CO-NR_{220}R_{225}$, $-(CH_2)_{0-4}-CO-(C_1-C_{12}$ alkyl), and $-(CH_2)_{0-4}-SO_2-NR_{220}R_{225}$.

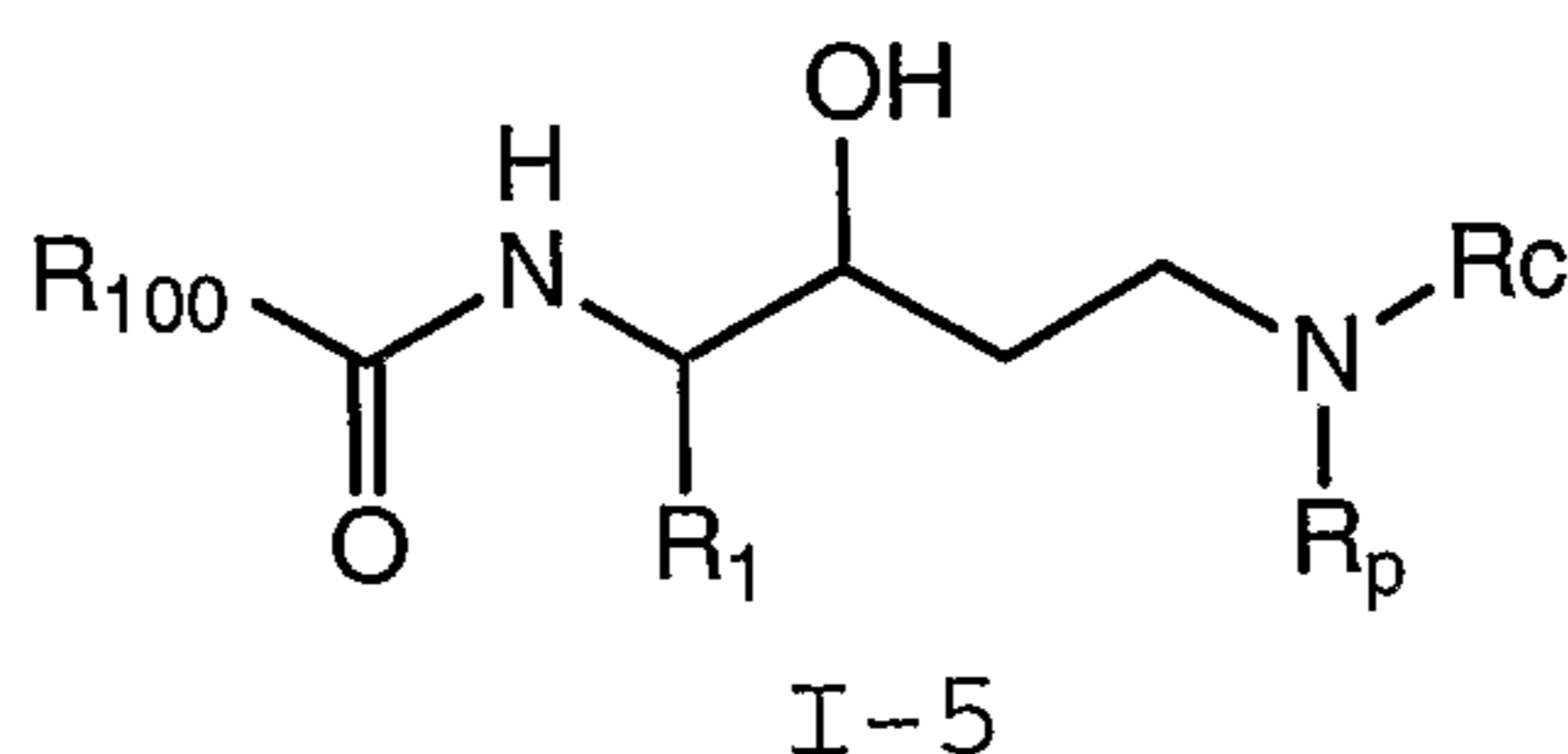
25 Preferred compounds of formula I-4 also include compounds wherein

R_C is hydrogen, $-(CH_2)$ -phenyl, or $-(CH_2)_2$ -phenyl, wherein phenyl is optionally substituted with 1, 2, or 3 groups selected from OH , $-NO_2$, halogen, $-CO_2H$, and $C\equiv N$, or

30 R_C is C_2 - C_{10} alkyl optionally substituted with 1, 2, or 3 groups independently selected from C_1 - C_6 alkyl, halogen, $-OH$, $-S(=O)_{0-2}(C_1-C_6$ alkyl), $-C\equiv N$, $-CF_3$, C_1 - C_6 alkoxy, and NH_2 .

Preferred compounds of formula I-4 also include compounds wherein R_c is hydrogen, benzyl, phenylethyl, ethyl, n-propyl, iso-propyl, n-butyl, t-butyl, or iso-butyl.

Preferred compounds of formula I-1, I-2, I-3, and I-4 also include compounds of formula I-5, i.e., those of formula I-1, I-2, I-3 or I-4 wherein:



wherein

R_1 is $-\text{CH}_2$ -phenyl where the phenyl ring is optionally substituted with 1, 2, 3, or 4 groups independently selected from halogen, C_1 - C_4 alkoxy, hydroxy, $-\text{NO}_2$, and C_1 - C_4 alkyl optionally substituted with 1, 2, or 3 substituents independently selected from halogen, OH, SH, NH_2 , $\text{NH}(\text{C}_1$ - C_6 alkyl), $\text{N}(\text{C}_1$ - C_6 alkyl) $_2$, $\text{C}\equiv\text{N}$, CF_3 , or

C_1 - C_{10} alkyl optionally substituted with 1, 2, or 3 groups independently selected from $-\text{SH}$, $-\text{C}\equiv\text{N}$, C_1 - C_3 alkoxy, $-\text{S}(\text{C}_1$ - C_3)alkyl, amino, and mono- or dialkylamino; and

R_p is hydrogen or a protecting group;

R_{100} represents aryl, or heteroaryl, where the ring portions of each are optionally substituted with 1, 2, or 3 groups independently selected from

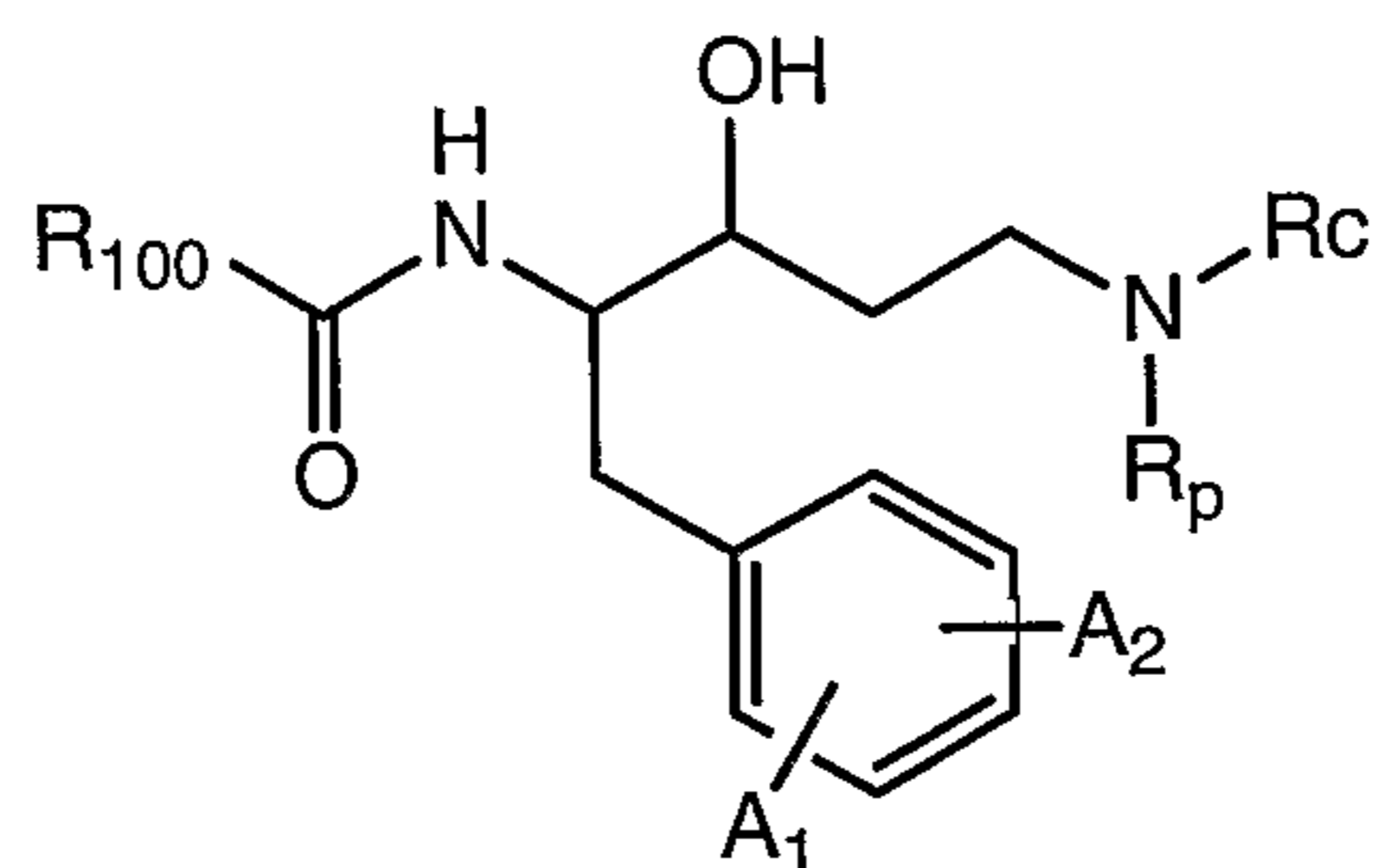
$-\text{OR}$, $-\text{NO}_2$, C_1 - C_6 alkyl, halogen, $-\text{C}\equiv\text{N}$, $-\text{OCF}_3$, $-\text{CF}_3$, $-(\text{CH}_2)_{0-4}-\text{O}-\text{P}(=\text{O})(\text{OR})(\text{OR}')$, $-(\text{CH}_2)_{0-4}-\text{CO}-\text{NR}_{105}\text{R}'_{105}$, $-(\text{CH}_2)_{0-4}-\text{O}-\text{CONR}_{102}\text{R}'_{102}$, $-(\text{CH}_2)_{0-4}-\text{CO}-\text{C}_1$ - C_{12} alkyl), $-(\text{CH}_2)_{0-4}-\text{CO}-\text{C}_2$ - C_{12} alkenyl), $-(\text{CH}_2)_{0-4}-\text{CO}-\text{C}_2$ - C_{12} alkynyl), $-(\text{CH}_2)_{0-4}-\text{CO}-\text{C}_3$ - C_7 cycloalkyl), $-(\text{CH}_2)_{0-4}-\text{R}_{110}$, $-(\text{CH}_2)_{0-4}-\text{R}_{120}$, $-(\text{CH}_2)_{0-4}-\text{R}_{130}$, $-(\text{CH}_2)_{0-4}-\text{CO}-\text{R}_{110}$, $-(\text{CH}_2)_{0-4}-\text{CO}-\text{R}_{120}$, $-(\text{CH}_2)_{0-4}-\text{CO}-\text{R}_{130}$, $-(\text{CH}_2)_{0-4}-\text{CO}-$

R_{140} , $-(CH_2)_{0-4}-CO-O-R_{150}$, $-(CH_2)_{0-4}-SO_2-NR_{105}R'_{105}$, $-(CH_2)_{0-4}-SO-(C_1-C_8 \text{ alkyl})$, $-(CH_2)_{0-4}-SO_2-(C_1-C_{12} \text{ alkyl})$, $-(CH_2)_{0-4}-SO_2-(CH_2)_{0-4}-(C_3-C_7 \text{ cycloalkyl})$, $-(CH_2)_{0-4}-N(R_{150})-CO-O-R_{150}$, $-(CH_2)_{0-4}-N(R_{150})-CO-N(R_{150})_2$, $-(CH_2)_{0-4}-N(R_{150})-CS-N(R_{150})_2$, $-(CH_2)_{0-4}-N(R_{150})-CO-R_{105}$, $-(CH_2)_{0-4}-NR_{105}R'_{105}$, $-(CH_2)_{0-4}-R_{140}$, $-(CH_2)_{0-4}-O-CO-(C_1-C_6 \text{ alkyl})$, $-(CH_2)_{0-4}-O-P(O)-(O-R_{110})_2$, $-(CH_2)_{0-4}-O-CO-N(R_{150})_2$, $-(CH_2)_{0-4}-O-CS-N(R_{150})_2$, $-(CH_2)_{0-4}-O-(R_{150})$, $-(CH_2)_{0-4}-O-R_{150}'-COOH$, $-(CH_2)_{0-4}-S-(R_{150})$, $-(CH_2)_{0-4}-N(R_{150})-SO_2-R_{105}$, $-(CH_2)_{0-4}-C_3-C_7 \text{ cycloalkyl}$, $(C_2-C_{10})\text{alkenyl}$, or $(C_2-C_{10})\text{alkynyl}$; and

R_c is hydrogen, $-(CH_2)\text{-aryl}$, $-(CH_2)\text{-heteroaryl}$, $-(CH_2)_2\text{-aryl}$, $-(CH_2)_2\text{-heteroaryl}$, or

C_2-C_{10} alkyl optionally substituted with 1, 2, or 3 groups independently selected from C_1-C_6 alkyl, halogen, $-OH$, $-O\text{-phenyl}$, $-SH$, $-S-C_1-C_6$ alkyl, $-S(=O)_{0-2}(C_1-C_6 \text{ alkyl})$, $-C\equiv N$, $-CF_3$, C_1-C_6 alkoxy, and NH_2 , wherein each aryl and heteroaryl is optionally substituted with 1, 2, or 3 groups selected from OH , $-NO_2$, halogen, $-CO_2H$, $C\equiv N$, $-(CH_2)_{0-4}-CO-NR_{220}R_{225}$, $-(CH_2)_{0-4}-CO-(C_1-C_{12} \text{ alkyl})$, and $-(CH_2)_{0-4}-SO_2-NR_{220}R_{225}$.

Preferred compounds of formula I-5 include compounds of formula I-5-a:



I-5-a

25 wherein

A_1 and A_2 are independently selected from halogen, C_1-C_4 alkoxy, hydroxy, $-NO_2$, and C_1-C_4 alkyl optionally substituted with 1, 2, or 3 substituents independently selected from

halogen, OH, SH, NH₂, NH(C₁-C₆ alkyl), N-(C₁-C₆ alkyl)(C₁-C₆ alkyl), C≡N, CF₃;

R_p is hydrogen or a protecting group; and

R₁₀₀ represents aryl, or heteroaryl, where the ring portions of
 5 each are optionally substituted with 1, 2, or 3 groups independently selected from

-OR, -NO₂, C₁-C₆ alkyl, halogen, -C≡N, -OCF₃, -CF₃, -
 (CH₂)₀₋₄-O-P(=O)(OR)(OR'), -(CH₂)₀₋₄-CO-NR₁₀₅R'₁₀₅,
 -(CH₂)₀₋₄-O-(CH₂)₀₋₄-CONR₁₀₂R'₁₀₂', -(CH₂)₀₋₄-CO-(C₁-C₁₂
 10 alkyl), -(CH₂)₀₋₄-CO-(C₂-C₁₂ alkenyl), -(CH₂)₀₋₄-CO-(C₂-
 C₁₂ alkynyl), -(CH₂)₀₋₄-CO-(CH₂)₀₋₄(C₃-C₇ cycloalkyl),
 -(CH₂)₀₋₄-R₁₁₀, -(CH₂)₀₋₄-R₁₂₀, -(CH₂)₀₋₄-R₁₃₀, -(CH₂)₀₋₄-CO-
 R₁₁₀, -(CH₂)₀₋₄-CO-R₁₂₀, -(CH₂)₀₋₄-CO-R₁₃₀, -(CH₂)₀₋₄-CO-
 R₁₄₀, -(CH₂)₀₋₄-CO-O-R₁₅₀, -(CH₂)₀₋₄-SO₂-NR₁₀₅R'₁₀₅, -(CH₂)₀₋₄-
 15 SO-(C₁-C₈ alkyl), -(CH₂)₀₋₄-SO₂-(C₁-C₁₂ alkyl), -(CH₂)₀₋₄-
 SO₂-(CH₂)₀₋₄-(C₃-C₇ cycloalkyl), -(CH₂)₀₋₄-N(R₁₅₀)-CO-O-
 R₁₅₀, -(CH₂)₀₋₄-N(R₁₅₀)-CO-N(R₁₅₀)₂, -(CH₂)₀₋₄-N(R₁₅₀)-CS-
 N(R₁₅₀)₂, -(CH₂)₀₋₄-N(R₁₅₀)-CO-R₁₀₅, -(CH₂)₀₋₄-NR₁₀₅R'₁₀₅,
 -(CH₂)₀₋₄-R₁₄₀, -(CH₂)₀₋₄-O-CO-(C₁-C₆ alkyl), -(CH₂)₀₋₄-O-
 20 P(O)-(O-R₁₁₀)₂, -(CH₂)₀₋₄-O-CO-N(R₁₅₀)₂, -(CH₂)₀₋₄-O-CS-
 N(R₁₅₀)₂, -(CH₂)₀₋₄-O-(R₁₅₀), -(CH₂)₀₋₄-O-R₁₅₀'-COOH, -
 (CH₂)₀₋₄-S-(R₁₅₀), -(CH₂)₀₋₄-N(R₁₅₀)-SO₂-R₁₀₅, -(CH₂)₀₋₄-
 C₃-C₇ cycloalkyl, (C₂-C₁₀)alkenyl, or (C₂-C₁₀)alkynyl;
 and

25 R_c is hydrogen, -(CH₂)-aryl, -(CH₂)-heteroaryl, -(CH₂)₂-aryl,
 -(CH₂)₂-heteroaryl, or

C₂-C₁₀ alkyl optionally substituted with 1, 2, or 3 groups
 independently selected from C₁-C₆ alkyl, halogen,
 -OH, -O-phenyl, -SH, -S-C₁-C₆ alkyl, -S(=O)₀₋₂(C₁-C₆
 30 alkyl), -C≡N, -CF₃, C₁-C₆ alkoxy, and NH₂, wherein
 each aryl and heteroaryl is optionally substituted
 with 1, 2, or 3 groups selected from OH, -NO₂,
 halogen, -CO₂H, C≡N, -(CH₂)₀₋₄-CO-NR₂₂₀R₂₂₅, -(CH₂)₀₋₄-CO-
 (C₁-C₁₂ alkyl), and -(CH₂)₀₋₄-SO₂-NR₂₂₀R₂₂₅.

Preferred compounds of formula I-5-a include compounds of formula I-5-b, i.e., compounds of formula I-5-a wherein R_p is hydrogen.

Preferred compounds of formula I-5-b include compounds wherein R_{100} is selected from phenyl, 1-naphthyl, 2-naphthyl, tetralinyl, indanyl, dihydronaphthyl, 6,7,8,9-tetrahydro-5H-benzo[a]cycloheptenyl each are optionally substituted with 1, 2, or 3 groups independently selected from

-OR, -NO₂, C₁-C₆ alkyl, halogen, -C≡N, -OCF₃, -CF₃, -(CH₂)₀₋₄-O-P(=O)(OR)(OR'), -(CH₂)₀₋₄-CO-NR₁₀₅R'₁₀₅, -(CH₂)₀₋₄-O-(CH₂)₀₋₄-CONR₁₀₂R'₁₀₂', -(CH₂)₀₋₄-CO-(C₁-C₁₂ alkyl), -(CH₂)₀₋₄-CO-(C₂-C₁₂ alkenyl), -(CH₂)₀₋₄-CO-(C₂-C₁₂ alkynyl), -(CH₂)₀₋₄-CO-(CH₂)₀₋₄(C₃-C₇ cycloalkyl), -(CH₂)₀₋₄-R₁₁₀, -(CH₂)₀₋₄-R₁₂₀, -(CH₂)₀₋₄-R₁₃₀, -(CH₂)₀₋₄-CO-R₁₁₀, -(CH₂)₀₋₄-CO-R₁₂₀, -(CH₂)₀₋₄-CO-R₁₃₀, -(CH₂)₀₋₄-CO-R₁₄₀, -(CH₂)₀₋₄-CO-O-R₁₅₀, -(CH₂)₀₋₄-SO₂-NR₁₀₅R'₁₀₅, -(CH₂)₀₋₄-SO-(C₁-C₈ alkyl), -(CH₂)₀₋₄-SO₂-(C₁-C₁₂ alkyl), -(CH₂)₀₋₄-SO₂-(CH₂)₀₋₄-(C₃-C₇ cycloalkyl), -(CH₂)₀₋₄-N(R₁₅₀)-CO-O-R₁₅₀, -(CH₂)₀₋₄-N(R₁₅₀)-CO-N(R₁₅₀)₂, -(CH₂)₀₋₄-N(R₁₅₀)-CS-N(R₁₅₀)₂, -(CH₂)₀₋₄-N(R₁₅₀)-CO-R₁₀₅, -(CH₂)₀₋₄-NR₁₀₅R'₁₀₅, -(CH₂)₀₋₄-R₁₄₀, -(CH₂)₀₋₄-O-CO-(C₁-C₆ alkyl), -(CH₂)₀₋₄-O-P(O)-(O-R₁₁₀)₂, -(CH₂)₀₋₄-O-CO-N(R₁₅₀)₂, -(CH₂)₀₋₄-O-CS-N(R₁₅₀)₂, -(CH₂)₀₋₄-O-(R₁₅₀), -(CH₂)₀₋₄-O-R₁₅₀'-COOH, -(CH₂)₀₋₄-S-(R₁₅₀), -(CH₂)₀₋₄-N(R₁₅₀)-SO₂-R₁₀₅, -(CH₂)₀₋₄-C₃-C₇ cycloalkyl, (C₂-C₁₀)alkenyl, or (C₂-C₁₀)alkynyl.

Preferred compounds of formula I-5-b also include compounds wherein

R_{100} is phenyl where the phenyl is optionally substituted with 1, 2, or 3 groups independently selected from

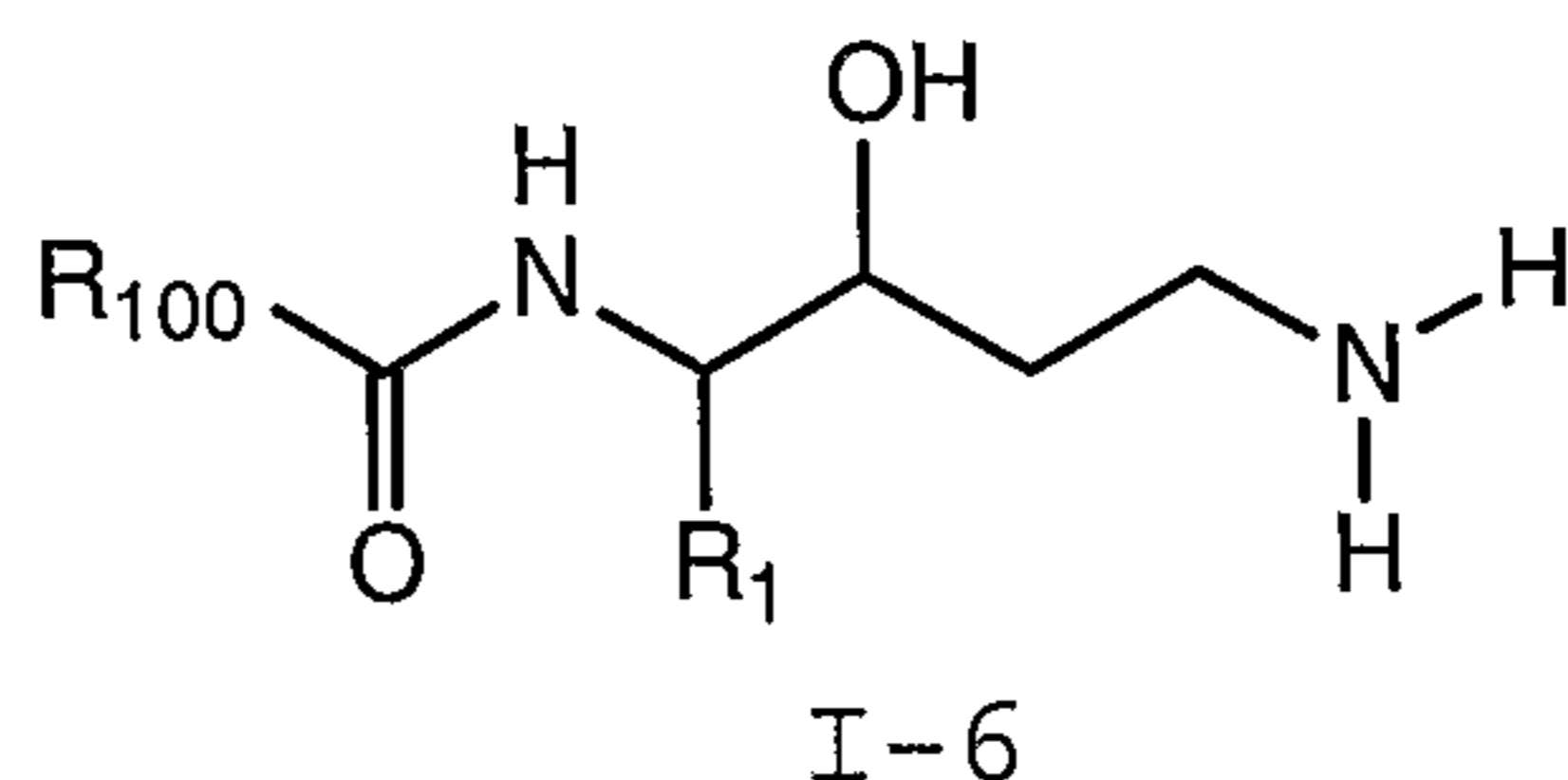
-OR, -NO₂, halogen, -C≡N, -OCF₃, -CF₃, -(CH₂)₀₋₄-O-P(=O)(OR)(OR'), -(CH₂)₀₋₄-CO-NR₁₀₅R'₁₀₅, -(CH₂)₀₋₄-O-(CH₂)₀₋₄-CONR₁₀₂R'₁₀₂', -(CH₂)₀₋₄-CO-(C₁-C₁₂ alkyl), -(CH₂)₀₋₄-CO-(C₂-C₁₂ alkenyl), -(CH₂)₀₋₄-CO-(C₂-C₁₂ alkynyl), -(CH₂)₀₋₄-CO-(CH₂)₀₋₄(C₃-C₇ cycloalkyl), -(CH₂)₀₋₄-R₁₁₀,

5 $-(\text{CH}_2)_{0-4}-\text{R}_{120}$, $-(\text{CH}_2)_{0-4}-\text{R}_{130}$, $-(\text{CH}_2)_{0-4}-\text{CO}-\text{R}_{110}$, $-(\text{CH}_2)_{0-4}-$
 $\text{CO}-\text{R}_{120}$, $-(\text{CH}_2)_{0-4}-\text{CO}-\text{R}_{130}$, $-(\text{CH}_2)_{0-4}-\text{CO}-\text{R}_{140}$, $-(\text{CH}_2)_{0-4}-\text{CO}-$
 $\text{O}-\text{R}_{150}$, $-(\text{CH}_2)_{0-4}-\text{SO}_2-\text{NR}_{105}\text{R}'_{105}$, $-(\text{CH}_2)_{0-4}-\text{SO}-(\text{C}_1-\text{C}_8$
 $\text{alkyl})$, $-(\text{CH}_2)_{0-4}-\text{SO}_2-(\text{C}_1-\text{C}_{12} \text{ alkyl})$, $-(\text{CH}_2)_{0-4}-\text{SO}_2-$
 $(\text{CH}_2)_{0-4}-(\text{C}_3-\text{C}_7 \text{ cycloalkyl})$, $-(\text{CH}_2)_{0-4}-\text{N}(\text{R}_{150})-\text{CO}-\text{O}-\text{R}_{150}$,
 $-(\text{CH}_2)_{0-4}-\text{N}(\text{R}_{150})-\text{CO}-\text{N}(\text{R}_{150})_2$, $-(\text{CH}_2)_{0-4}-\text{N}(\text{R}_{150})-\text{CS}-$
 $\text{N}(\text{R}_{150})_2$, $-(\text{CH}_2)_{0-4}-\text{N}(\text{R}_{150})-\text{CO}-\text{R}_{105}$, $-(\text{CH}_2)_{0-4}-\text{NR}_{105}\text{R}'_{105}$,
 $-(\text{CH}_2)_{0-4}-\text{R}_{140}$, $-(\text{CH}_2)_{0-4}-\text{O}-\text{CO}-(\text{C}_1-\text{C}_6 \text{ alkyl})$, $-(\text{CH}_2)_{0-4}-\text{O}-$
 $\text{P}(\text{O})-(\text{O}-\text{R}_{110})_2$, $-(\text{CH}_2)_{0-4}-\text{O}-\text{CO}-\text{N}(\text{R}_{150})_2$, $-(\text{CH}_2)_{0-4}-\text{O}-\text{CS}-$
 $\text{N}(\text{R}_{150})_2$, $-(\text{CH}_2)_{0-4}-\text{O}-(\text{R}_{150})$, $-(\text{CH}_2)_{0-4}-\text{O}-\text{R}_{150}'-\text{COOH}$, $-$
 $(\text{CH}_2)_{0-4}-\text{S}-(\text{R}_{150})$, $-(\text{CH}_2)_{0-4}-\text{N}(\text{R}_{150})-\text{SO}_2-\text{R}_{105}$, $-(\text{CH}_2)_{0-4}-$
 $\text{C}_3-\text{C}_7 \text{ cycloalkyl}$, $(\text{C}_2-\text{C}_{10})\text{alkenyl}$, or $(\text{C}_2-\text{C}_{10})\text{alkynyl}$.

Preferred compounds of formula I-5-b also include compounds wherein

15 R_{100} is phenyl optionally substituted with 1 or 2 groups
 independently selected from halogen, $-\text{SO}_2-\text{NR}_{105}\text{R}'_{105}$,
 $-\text{CO}-\text{NR}_{105}\text{R}'_{105}$, and $-\text{N}(\text{R}_{150})-\text{SO}_2-\text{R}_{105}$, wherein R_{105} , R'_{105} and
 R_{150} are independently H or C_1-C_6 alkyl, or R_{105} and R'_{105}
 together with the atom to which they are attached form a 3
 20 to 7 membered carbocyclic ring.

Preferred compounds of formula I-1, I-2, I-3, and I-4 also include compounds of formula I-6, i.e., those of formula I-1, I-2, I-3 or I-4 wherein:



25 wherein

R_1 is $-\text{CH}_2$ -phenyl where the phenyl ring is optionally
 substituted with 1, 2, 3, or 4 groups independently
 selected from halogen, C_1-C_4 alkoxy, hydroxy, $-\text{NO}_2$,
 and
 30 C_1-C_4 alkyl optionally substituted with 1, 2, or 3
 substituents independently selected from halogen, OH,

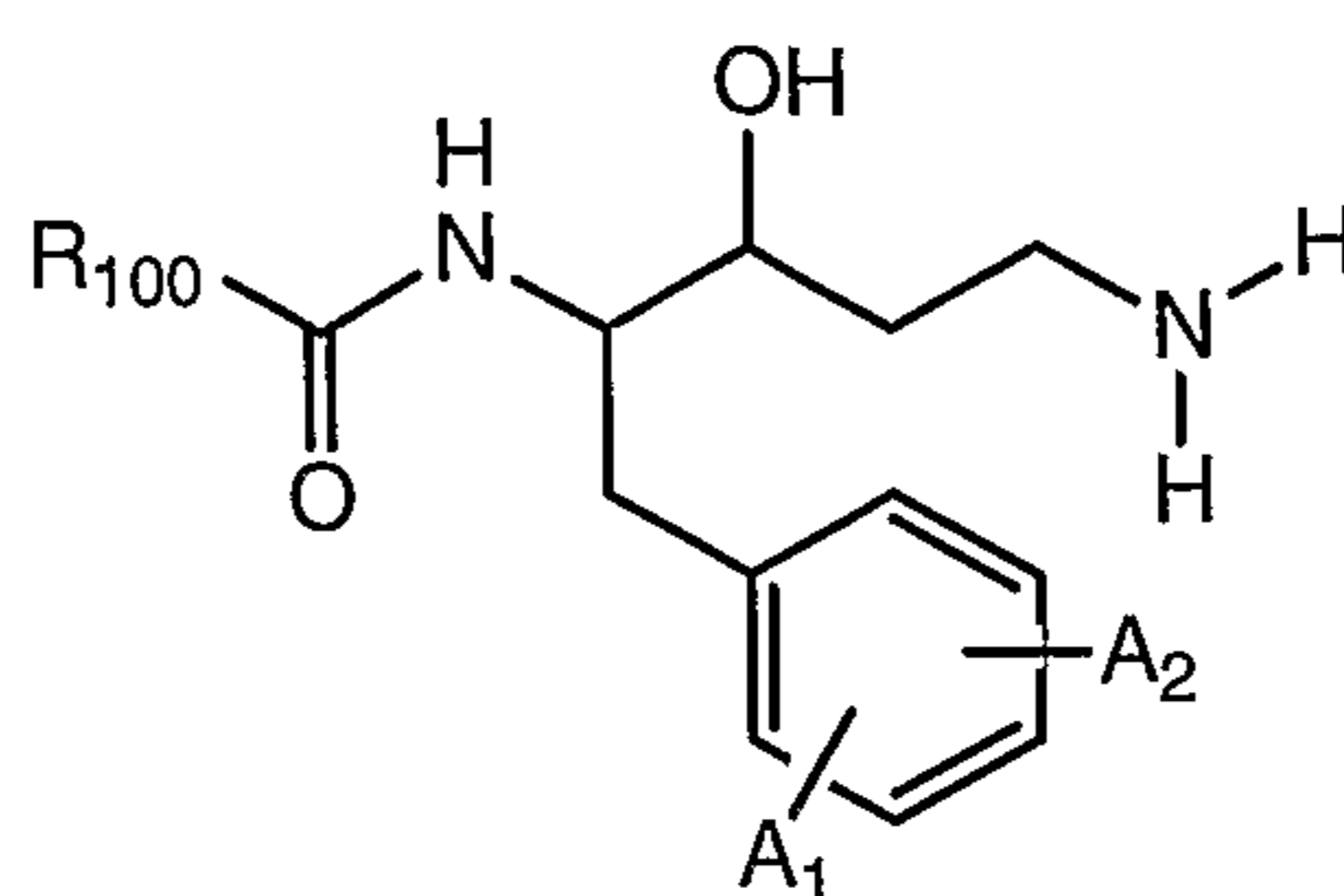
SH, NH₂, NH(C₁-C₆ alkyl), N-(C₁-C₆ alkyl)(C₁-C₆ alkyl),
C≡N, CF₃, or

C₁-C₁₀ alkyl optionally substituted with 1, 2, or 3 groups
independently selected from -SH, -C≡N, C₁-C₃ alkoxy,
5 -S-(C₁-C₃)alkyl, amino, and mono- or dialkylamino;
and

R₁₀₀ represents aryl, or heteroaryl, where the ring portions of
each are optionally substituted with 1, 2, or 3 groups
independently selected from

10 -OR, -NO₂, C₁-C₆ alkyl, halogen, -C≡N, -OCF₃, -CF₃, -
(CH₂)₀₋₄-O-P(=O)(OR)(OR'), - (CH₂)₀₋₄-CO-NR₁₀₅R'₁₀₅,
- (CH₂)₀₋₄-O-(CH₂)₀₋₄-CONR₁₀₂R₁₀₂', - (CH₂)₀₋₄-CO-(C₁-C₁₂
alkyl), - (CH₂)₀₋₄-CO-(C₂-C₁₂ alkenyl), - (CH₂)₀₋₄-CO-(C₂-
C₁₂ alkynyl), - (CH₂)₀₋₄-CO-(CH₂)₀₋₄(C₃-C₇ cycloalkyl),
15 - (CH₂)₀₋₄-R₁₁₀, - (CH₂)₀₋₄-R₁₂₀, - (CH₂)₀₋₄-R₁₃₀, - (CH₂)₀₋₄-CO-
R₁₁₀, - (CH₂)₀₋₄-CO-R₁₂₀, - (CH₂)₀₋₄-CO-R₁₃₀, - (CH₂)₀₋₄-CO-
R₁₄₀, - (CH₂)₀₋₄-CO-O-R₁₅₀, - (CH₂)₀₋₄-SO₂-NR₁₀₅R'₁₀₅, - (CH₂)₀₋₄-
SO-(C₁-C₈ alkyl), - (CH₂)₀₋₄-SO₂-(C₁-C₁₂ alkyl), - (CH₂)₀₋₄-
SO₂-(CH₂)₀₋₄-(C₃-C₇ cycloalkyl), - (CH₂)₀₋₄-N(R₁₅₀)-CO-O-
20 R₁₅₀, - (CH₂)₀₋₄-N(R₁₅₀)-CO-N(R₁₅₀)₂, - (CH₂)₀₋₄-N(R₁₅₀)-CS-
N(R₁₅₀)₂, - (CH₂)₀₋₄-N(R₁₅₀)-CO-R₁₀₅, - (CH₂)₀₋₄-NR₁₀₅R'₁₀₅,
- (CH₂)₀₋₄-R₁₄₀, - (CH₂)₀₋₄-O-CO-(C₁-C₆ alkyl), - (CH₂)₀₋₄-O-
P(O)-(O-R₁₁₀)₂, - (CH₂)₀₋₄-O-CO-N(R₁₅₀)₂, - (CH₂)₀₋₄-O-CS-
N(R₁₅₀)₂, - (CH₂)₀₋₄-O-(R₁₅₀), - (CH₂)₀₋₄-O-R₁₅₀'-COOH, -
25 (CH₂)₀₋₄-S-(R₁₅₀), - (CH₂)₀₋₄-N(R₁₅₀)-SO₂-R₁₀₅, - (CH₂)₀₋₄-
C₃-C₇ cycloalkyl, (C₂-C₁₀)alkenyl, or (C₂-C₁₀)alkynyl.

Preferred compounds of formula I-6 include compounds of
formula I-6-a:



I-6-a

wherein

A₁ and A₂ are independently selected from halogen, C₁-C₄ alkoxy, hydroxy, -NO₂, and C₁-C₄ alkyl optionally substituted with
 5 1, 2, or 3 substituents independently selected from halogen, OH, SH, NH₂, NH(C₁-C₆ alkyl), N-(C₁-C₆ alkyl)(C₁-C₆ alkyl), C≡N, CF₃; and

R₁₀₀ represents aryl, or heteroaryl, where the ring portions of each are optionally substituted with 1, 2, or 3 groups
 10 independently selected from

-OR, -NO₂, C₁-C₆ alkyl, halogen, -C≡N, -OCF₃, -CF₃, -
 (CH₂)₀₋₄-O-P(=O)(OR)(OR'), -(CH₂)₀₋₄-CO-NR₁₀₅R'₁₀₅,
 -(CH₂)₀₋₄-O-(CH₂)₀₋₄-CONR₁₀₂R'₁₀₂', -(CH₂)₀₋₄-CO-(C₁-C₁₂
 15 alkyl), -(CH₂)₀₋₄-CO-(C₂-C₁₂ alkenyl), -(CH₂)₀₋₄-CO-(C₂-
 C₁₂ alkynyl), -(CH₂)₀₋₄-CO-(CH₂)₀₋₄(C₃-C₇ cycloalkyl),
 -(CH₂)₀₋₄-R₁₁₀, -(CH₂)₀₋₄-R₁₂₀, -(CH₂)₀₋₄-R₁₃₀, -(CH₂)₀₋₄-CO-
 R₁₁₀, -(CH₂)₀₋₄-CO-R₁₂₀, -(CH₂)₀₋₄-CO-R₁₃₀, -(CH₂)₀₋₄-CO-
 R₁₄₀, -(CH₂)₀₋₄-CO-O-R₁₅₀, -(CH₂)₀₋₄-SO₂-NR₁₀₅R'₁₀₅, -(CH₂)₀₋₄-
 20 4-SO-(C₁-C₈ alkyl), -(CH₂)₀₋₄-SO₂-(C₁-C₁₂ alkyl), -(CH₂)₀₋₄-
 4-SO₂-(CH₂)₀₋₄-(C₃-C₇ cycloalkyl), -(CH₂)₀₋₄-N(R₁₅₀)-CO-O-
 R₁₅₀, -(CH₂)₀₋₄-N(R₁₅₀)-CO-N(R₁₅₀)₂, -(CH₂)₀₋₄-N(R₁₅₀)-CS-
 N(R₁₅₀)₂, -(CH₂)₀₋₄-N(R₁₅₀)-CO-R₁₀₅, -(CH₂)₀₋₄-NR₁₀₅R'₁₀₅,
 -(CH₂)₀₋₄-R₁₄₀, -(CH₂)₀₋₄-O-CO-(C₁-C₆ alkyl), -(CH₂)₀₋₄-O-
 25 P(O)-(O-R₁₁₀)₂, -(CH₂)₀₋₄-O-CO-N(R₁₅₀)₂, -(CH₂)₀₋₄-O-CS-
 N(R₁₅₀)₂, -(CH₂)₀₋₄-O-(R₁₅₀), -(CH₂)₀₋₄-O-R₁₅₀'-COOH, -
 (CH₂)₀₋₄-S-(R₁₅₀), -(CH₂)₀₋₄-N(R₁₅₀)-SO₂-R₁₀₅, -(CH₂)₀₋₄-
 C₃-C₇ cycloalkyl, (C₂-C₁₀)alkenyl, or (C₂-C₁₀)alkynyl.

Preferred compounds of formula I-6-a include compounds wherein R₁₀₀ is selected from phenyl, 1-naphthyl, 2-naphthyl,

tetralinyl, indanyl, dihydronaphthyl, 6,7,8,9-tetrahydro-5H-benzo[a]cycloheptenyl each are optionally substituted with 1, 2, or 3 groups independently selected from

5 -OR, -NO₂, C₁-C₆ alkyl, halogen, -C≡N, -OCF₃, -CF₃, -(CH₂)₀₋₄-O-P(=O)(OR)(OR'), -(CH₂)₀₋₄-CO-NR₁₀₅R'₁₀₅, -(CH₂)₀₋₄-O-(CH₂)₀₋₄-CONR₁₀₂R'₁₀₂', -(CH₂)₀₋₄-CO-(C₁-C₁₂ alkyl), -(CH₂)₀₋₄-CO-(C₂-C₁₂ alkenyl), -(CH₂)₀₋₄-CO-(C₂-C₁₂ alkynyl), -(CH₂)₀₋₄-CO-(CH₂)₀₋₄(C₃-C₇ cycloalkyl), -(CH₂)₀₋₄-R₁₁₀, -(CH₂)₀₋₄-R₁₂₀, -(CH₂)₀₋₄-R₁₃₀, -(CH₂)₀₋₄-CO-R₁₁₀, -(CH₂)₀₋₄-CO-R₁₂₀, -(CH₂)₀₋₄-CO-R₁₃₀, -(CH₂)₀₋₄-CO-R₁₄₀, -(CH₂)₀₋₄-CO-O-R₁₅₀, -(CH₂)₀₋₄-SO₂-NR₁₀₅R'₁₀₅, -(CH₂)₀₋₄-SO-(C₁-C₈ alkyl), -(CH₂)₀₋₄-SO₂-(C₁-C₁₂ alkyl), -(CH₂)₀₋₄-SO₂-(CH₂)₀₋₄-(C₃-C₇ cycloalkyl), -(CH₂)₀₋₄-N(R₁₅₀)-CO-O-R₁₅₀, -(CH₂)₀₋₄-N(R₁₅₀)-CO-N(R₁₅₀)₂, -(CH₂)₀₋₄-N(R₁₅₀)-CS-N(R₁₅₀)₂, -(CH₂)₀₋₄-N(R₁₅₀)-CO-R₁₀₅, -(CH₂)₀₋₄-NR₁₀₅R'₁₀₅, -(CH₂)₀₋₄-R₁₄₀, -(CH₂)₀₋₄-O-CO-(C₁-C₆ alkyl), -(CH₂)₀₋₄-O-P(O)-(O-R₁₁₀)₂, -(CH₂)₀₋₄-O-CO-N(R₁₅₀)₂, -(CH₂)₀₋₄-O-CS-N(R₁₅₀)₂, -(CH₂)₀₋₄-O-(R₁₅₀), -(CH₂)₀₋₄-O-R₁₅₀'-COOH, -(CH₂)₀₋₄-S-(R₁₅₀), -(CH₂)₀₋₄-N(R₁₅₀)-SO₂-R₁₀₅, -(CH₂)₀₋₄-C₃-C₇ cycloalkyl, (C₂-C₁₀)alkenyl, or (C₂-C₁₀)alkynyl.

Preferred compounds of formula I-6-a also include compounds wherein

R₁₀₀ is phenyl where the phenyl is optionally substituted with 1, 2, or 3 groups independently selected from

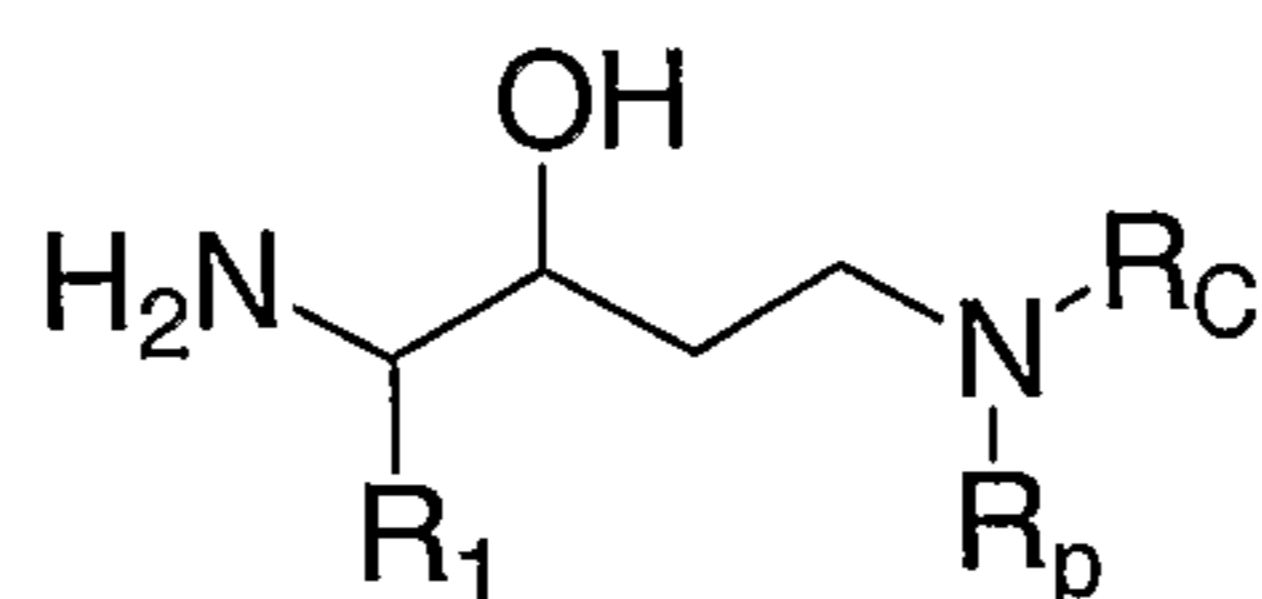
25 -OR, -NO₂, halogen, -C≡N, -OCF₃, -CF₃, -(CH₂)₀₋₄-O-P(=O)(OR)(OR'), -(CH₂)₀₋₄-CO-NR₁₀₅R'₁₀₅, -(CH₂)₀₋₄-O-(CH₂)₀₋₄-CONR₁₀₂R'₁₀₂', -(CH₂)₀₋₄-CO-(C₁-C₁₂ alkyl), -(CH₂)₀₋₄-CO-(C₂-C₁₂ alkenyl), -(CH₂)₀₋₄-CO-(C₂-C₁₂ alkynyl), -(CH₂)₀₋₄-CO-(CH₂)₀₋₄(C₃-C₇ cycloalkyl), -(CH₂)₀₋₄-R₁₁₀, -(CH₂)₀₋₄-R₁₂₀, -(CH₂)₀₋₄-R₁₃₀, -(CH₂)₀₋₄-CO-R₁₁₀, -(CH₂)₀₋₄-CO-R₁₂₀, -(CH₂)₀₋₄-CO-R₁₃₀, -(CH₂)₀₋₄-CO-R₁₄₀, -(CH₂)₀₋₄-CO-O-R₁₅₀, -(CH₂)₀₋₄-SO₂-NR₁₀₅R'₁₀₅, -(CH₂)₀₋₄-SO-(C₁-C₈ alkyl), -(CH₂)₀₋₄-SO₂-(C₁-C₁₂ alkyl), -(CH₂)₀₋₄-SO₂-(CH₂)₀₋₄-(C₃-C₇ cycloalkyl), -(CH₂)₀₋₄-N(R₁₅₀)-CO-O-R₁₅₀,

$-(\text{CH}_2)_{0-4}-\text{N}(\text{R}_{150})-\text{CO}-\text{N}(\text{R}_{150})_2$, $-(\text{CH}_2)_{0-4}-\text{N}(\text{R}_{150})-\text{CS}-$
 $\text{N}(\text{R}_{150})_2$, $-(\text{CH}_2)_{0-4}-\text{N}(\text{R}_{150})-\text{CO}-\text{R}_{105}$, $-(\text{CH}_2)_{0-4}-\text{NR}_{105}\text{R}'_{105}$,
 $-(\text{CH}_2)_{0-4}-\text{R}_{140}$, $-(\text{CH}_2)_{0-4}-\text{O}-\text{CO}-(\text{C}_1-\text{C}_6 \text{ alkyl})$, $-(\text{CH}_2)_{0-4}-\text{O}-$
 $\text{P}(\text{O})-(\text{O}-\text{R}_{110})_2$, $-(\text{CH}_2)_{0-4}-\text{O}-\text{CO}-\text{N}(\text{R}_{150})_2$, $-(\text{CH}_2)_{0-4}-\text{O}-\text{CS}-$
 $\text{N}(\text{R}_{150})_2$, $-(\text{CH}_2)_{0-4}-\text{O}-(\text{R}_{150})$, $-(\text{CH}_2)_{0-4}-\text{O}-\text{R}_{150}'-\text{COOH}$, $-$
 $(\text{CH}_2)_{0-4}-\text{S}-(\text{R}_{150})$, $-(\text{CH}_2)_{0-4}-\text{N}(\text{R}_{150})-\text{SO}_2-\text{R}_{105}$, $-(\text{CH}_2)_{0-4}-$
 $\text{C}_3-\text{C}_7 \text{ cycloalkyl}$, $(\text{C}_2-\text{C}_{10})\text{alkenyl}$, or $(\text{C}_2-\text{C}_{10})\text{alkynyl}$.

Preferred compounds of formula I-6-a also include compounds wherein

R_{100} is phenyl optionally substituted with 1 or 2 groups independently selected from halogen, $-\text{SO}_2-\text{NR}_{105}\text{R}'_{105}$, $-\text{CO}-\text{NR}_{105}\text{R}'_{105}$, and $-\text{N}(\text{R}_{150})-\text{SO}_2-\text{R}_{105}$, wherein R_{105} , R'_{105} and R_{150} are independently H or C_1-C_6 alkyl, or R_{105} and R'_{105} together with the atom to which they are attached form a 3 to 7 membered carbocyclic ring.

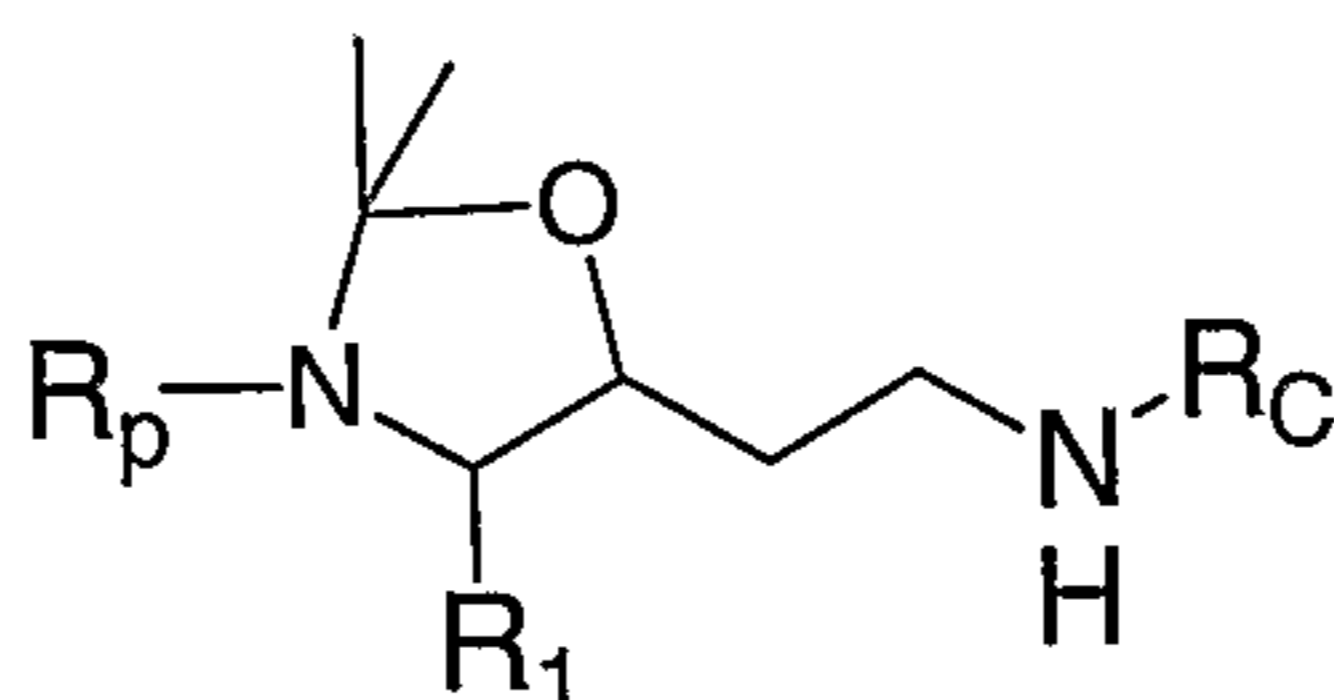
In another aspect, the invention provides intermediates of the formula 5:



5

wherein R_1 , R_p , and R_c are as defined for formula I.

The invention also provides intermediates of the formula 4:



4

wherein R_1 , R_p , and R_c are as defined for formula I.

The invention also provides methods for treating a patient who has, or in preventing a patient from getting, a disease or condition selected from the group consisting of Alzheimer's disease, for helping prevent or delay the onset of Alzheimer's

disease, for treating patients with mild cognitive impairment (MCI) and preventing or delaying the onset of Alzheimer's disease in those who would progress from MCI to AD, for treating Down's syndrome, for treating humans who have
5 Hereditary Cerebral Hemorrhage with Amyloidosis of the Dutch-Type, for treating cerebral amyloid angiopathy and preventing its potential consequences, i.e. single and recurrent lobar hemorrhages, for treating other degenerative dementias, including dementias of mixed vascular and degenerative origin,
10 dementia associated with Parkinson's disease, dementia associated with progressive supranuclear palsy, dementia associated with cortical basal degeneration, or diffuse Lewy body type of Alzheimer's disease and who is in need of such treatment which includes administration of a therapeutically
15 effective amount of a compound of formula (I) or a pharmaceutically acceptable salts thereof.

In an embodiment, this method of treatment can be used where the disease is Alzheimer's disease.

20 In an embodiment, this method of treatment can help prevent or delay the onset of Alzheimer's disease.

In an embodiment, this method of treatment can be used where the disease is mild cognitive impairment.

In an embodiment, this method of treatment can be used where the disease is Down's syndrome.

25 In an embodiment, this method of treatment can be used where the disease is Hereditary Cerebral Hemorrhage with Amyloidosis of the Dutch-Type.

In an embodiment, this method of treatment can be used where the disease is cerebral amyloid angiopathy.

30 In an embodiment, this method of treatment can be used where the disease is degenerative dementias.

In an embodiment, this method of treatment can be used where the disease is diffuse Lewy body type of Alzheimer's disease.

In an embodiment, this method of treatment can treat an existing disease.

In an embodiment, this method of treatment can prevent a disease from developing.

5 In an embodiment, this method of treatment can employ therapeutically effective amounts: for oral administration from about 0.1 mg/day to about 1,000 mg/day; for parenteral, sublingual, intranasal, intrathecal administration from about 0.5 to about 100 mg/day; for depo administration and implants
10 from about 0.5 mg/day to about 50 mg/day; for topical administration from about 0.5 mg/day to about 200 mg/day; for rectal administration from about 0.5 mg to about 500 mg.

In an embodiment, this method of treatment can employ therapeutically effective amounts: for oral administration
15 from about 1 mg/day to about 100 mg/day; and for parenteral administration from about 5 to about 50 mg daily.

In an embodiment, this method of treatment can employ therapeutically effective amounts for oral administration from about 5 mg/day to about 50 mg/day.

20 The invention also includes pharmaceutical compositions which include a compound of formula (I) or a pharmaceutically acceptable salts thereof.

The invention also includes the use of a compound of formula (I) or pharmaceutically acceptable salts thereof for
25 the manufacture of a medicament for use in treating a patient who has, or in preventing a patient from getting, a disease or condition selected from the group consisting of Alzheimer's disease, for helping prevent or delay the onset of Alzheimer's disease, for treating patients with mild cognitive impairment
30 (MCI) and preventing or delaying the onset of Alzheimer's disease in those who would progress from MCI to AD, for treating Down's syndrome, for treating humans who have Hereditary Cerebral Hemorrhage with Amyloidosis of the Dutch-Type, for treating cerebral amyloid angiopathy and preventing

its potential consequences, i.e. single and recurrent lobar hemorrhages, for treating other degenerative dementias, including dementias of mixed vascular and degenerative origin, dementia associated with Parkinson's disease, dementia associated with progressive supranuclear palsy, dementia associated with cortical basal degeneration, diffuse Lewy body type of Alzheimer's disease and who is in need of such treatment.

10 In an embodiment, this use of a compound of formula (I) can be employed where the disease is Alzheimer's disease.

In an embodiment, this use of a compound of formula (I) can help prevent or delay the onset of Alzheimer's disease.

In an embodiment, this use of a compound of formula (I) can be employed where the disease is mild cognitive impairment.

15 In an embodiment, this use of a compound of formula (I) can be employed where the disease is Down's syndrome.

In an embodiment, this use of a compound of formula (I) can be employed where the disease is Hereditary Cerebral Hemorrhage with Amyloidosis of the Dutch-Type.

20 In an embodiment, this use of a compound of formula (I) can be employed where the disease is cerebral amyloid angiopathy.

In an embodiment, this use of a compound of formula (I) can be employed where the disease is degenerative dementias.

25 In an embodiment, this use of a compound of formula (I) can be employed where the disease is diffuse Lewy body type of Alzheimer's disease.

In an embodiment, this use of a compound employs a pharmaceutically acceptable salt selected from the group consisting of salts of the following acids hydrochloric, hydrobromic, hydroiodic, nitric, sulfuric, phosphoric, citric, methanesulfonic, $\text{CH}_3-(\text{CH}_2)_n-\text{COOH}$ where n is 0 thru 4, $\text{HOOC}-(\text{CH}_2)_n-\text{COOH}$ where n is as defined above, $\text{HOOC}-\text{CH}=\text{CH}-\text{COOH}$, and phenyl-COOH.

The invention also includes methods for inhibiting beta-secretase activity, for inhibiting cleavage of amyloid precursor protein (APP), in a reaction mixture, at a site between Met596 and Asp597, numbered for the APP-695 amino acid isotype, or at a corresponding site of an isotype or mutant thereof; for inhibiting production of amyloid beta peptide (A beta) in a cell; for inhibiting the production of beta-amyloid plaque in an animal; and for treating or preventing a disease characterized by beta-amyloid deposits in the brain. These methods each include administration of a therapeutically effective amount of a compound of formula (I) or a pharmaceutically acceptable salts thereof.

The invention also includes a method for inhibiting beta-secretase activity, including exposing said beta-secretase to an effective inhibitory amount of a compound of formula (I), or a pharmaceutically acceptable salt thereof.

In an embodiment, this method employs a compound that inhibits 50% of the enzyme's activity at a concentration of less than 50 micromolar.

In an embodiment, this method employs a compound that inhibits 50% of the enzyme's activity at a concentration of 10 micromolar or less.

In an embodiment, this method employs a compound that inhibits 50% of the enzyme's activity at a concentration of 1 micromolar or less.

In an embodiment, this method employs a compound that inhibits 50% of the enzyme's activity at a concentration of 10 nanomolar or less.

In an embodiment, this method includes exposing said beta-secretase to said compound *in vitro*.

In an embodiment, this method includes exposing said beta-secretase to said compound in a cell.

In an embodiment, this method includes exposing said beta-secretase to said compound in a cell in an animal.

In an embodiment, this method includes exposing said beta-secretase to said compound in a human.

The invention also includes a method for inhibiting cleavage of amyloid precursor protein (APP), in a reaction mixture, at a site between Met596 and Asp597, numbered for the APP-695 amino acid isotype; or at a corresponding site of an isotype or mutant thereof, including exposing said reaction mixture to an effective inhibitory amount of a compound of formula (I), or a pharmaceutically acceptable salt thereof.

10 In an embodiment, this method employs a cleavage site: between Met652 and Asp653, numbered for the APP-751 isotype; between Met 671 and Asp 672, numbered for the APP-770 isotype; between Leu596 and Asp597 of the APP-695 Swedish Mutation; between Leu652 and Asp653 of the APP-751 Swedish Mutation; or
15 between Leu671 and Asp672 of the APP-770 Swedish Mutation.

In an embodiment, this method exposes said reaction mixture *in vitro*.

In an embodiment, this method exposes said reaction mixture in a cell.

20 In an embodiment, this method exposes said reaction mixture in an animal cell.

In an embodiment, this method exposes said reaction mixture in a human cell.

The invention also includes a method for inhibiting production of amyloid beta peptide (A beta) in a cell, including administering to said cell an effective inhibitory amount of a compound of formula (I), or a pharmaceutically acceptable salt thereof.

30 In an embodiment, this method includes administering to an animal.

In an embodiment, this method includes administering to a human.

The invention also includes a method for inhibiting the production of beta-amyloid plaque in an animal, including

administering to said animal an effective inhibitory amount of a compound of formula (I), or a pharmaceutically acceptable salt thereof.

5 In an embodiment, this method includes administering to a human.

The invention also includes a method for treating or preventing a disease characterized by beta-amyloid deposits in the brain including administering to a patient an effective therapeutic amount of a compound of formula (I), or a
10 pharmaceutically acceptable salt thereof.

In an embodiment, this method employs a compound that inhibits 50% of the enzyme's activity at a concentration of less than 50 micromolar.

15 In an embodiment, this method employs a compound that inhibits 50% of the enzyme's activity at a concentration of 10 micromolar or less.

In an embodiment, this method employs a compound that inhibits 50% of the enzyme's activity at a concentration of 1 micromolar or less.

20 In an embodiment, this method employs a compound that inhibits 50% of the enzyme's activity at a concentration of 10 nanomolar or less.

In an embodiment, this method employs a compound at a therapeutic amount in the range of from about 0.1 to about 1000
25 mg/day.

In an embodiment, this method employs a compound at a therapeutic amount in the range of from about 15 to about 1500 mg/day.

30 In an embodiment, this method employs a compound at a therapeutic amount in the range of from about 1 to about 100 mg/day.

In an embodiment, this method employs a compound at a therapeutic amount in the range of from about 5 to about 50 mg/day.

In an embodiment, this method can be used where said disease is Alzheimer's disease.

In an embodiment, this method can be used where said disease is Mild Cognitive Impairment, Down's Syndrome, or
5 Hereditary Cerebral Hemorrhage with Amyloidosis of the Dutch Type.

The invention also includes a composition including beta-secretase complexed with a compound of formula (I), or a pharmaceutically acceptable salt thereof.

10 The invention also includes a method for producing a beta-secretase complex including exposing beta-secretase to a compound of formula (I), or a pharmaceutically acceptable salt thereof, in a reaction mixture under conditions suitable for the production of said complex.

15 In an embodiment, this method employs exposing *in vitro*.
In an embodiment, this method employs a reaction mixture that is a cell.

The invention also includes a component kit including component parts capable of being assembled, in which at least
20 one component part includes a compound of formula I enclosed in a container.

In an embodiment, this component kit includes lyophilized compound, and at least one further component part includes a diluent.

25 The invention also includes a container kit including a plurality of containers, each container including one or more unit dose of a compound of formula (I):, or a pharmaceutically acceptable salt thereof.

30 In an embodiment, this container kit includes each container adapted for oral delivery and includes a tablet, gel, or capsule.

In an embodiment, this container kit includes each container adapted for parenteral delivery and includes a depot product, syringe, ampoule, or vial.

In an embodiment, this container kit includes each container adapted for topical delivery and includes a patch, medipad, ointment, or cream.

The invention also includes an agent kit including a
5 compound of formula (I), or a pharmaceutically acceptable salt thereof; and one or more therapeutic agent selected from the group consisting of an antioxidant, an anti-inflammatory, a gamma secretase inhibitor, a neurotrophic agent, an acetyl cholinesterase inhibitor, a statin, an A beta peptide, and an
10 anti-A beta antibody.

The invention also includes a composition including a compound of formula (I), or a pharmaceutically acceptable salt thereof; and an inert diluent or edible carrier.

In an embodiment, this composition includes a carrier that
15 is an oil.

The invention also includes a composition including: a compound of formula (I), or a pharmaceutically acceptable salt thereof; and a binder, excipient, disintegrating agent, lubricant, or gildant.

20 The invention also includes a composition including a compound of formula (I), or a pharmaceutically acceptable salt thereof; disposed in a cream, ointment, or patch.

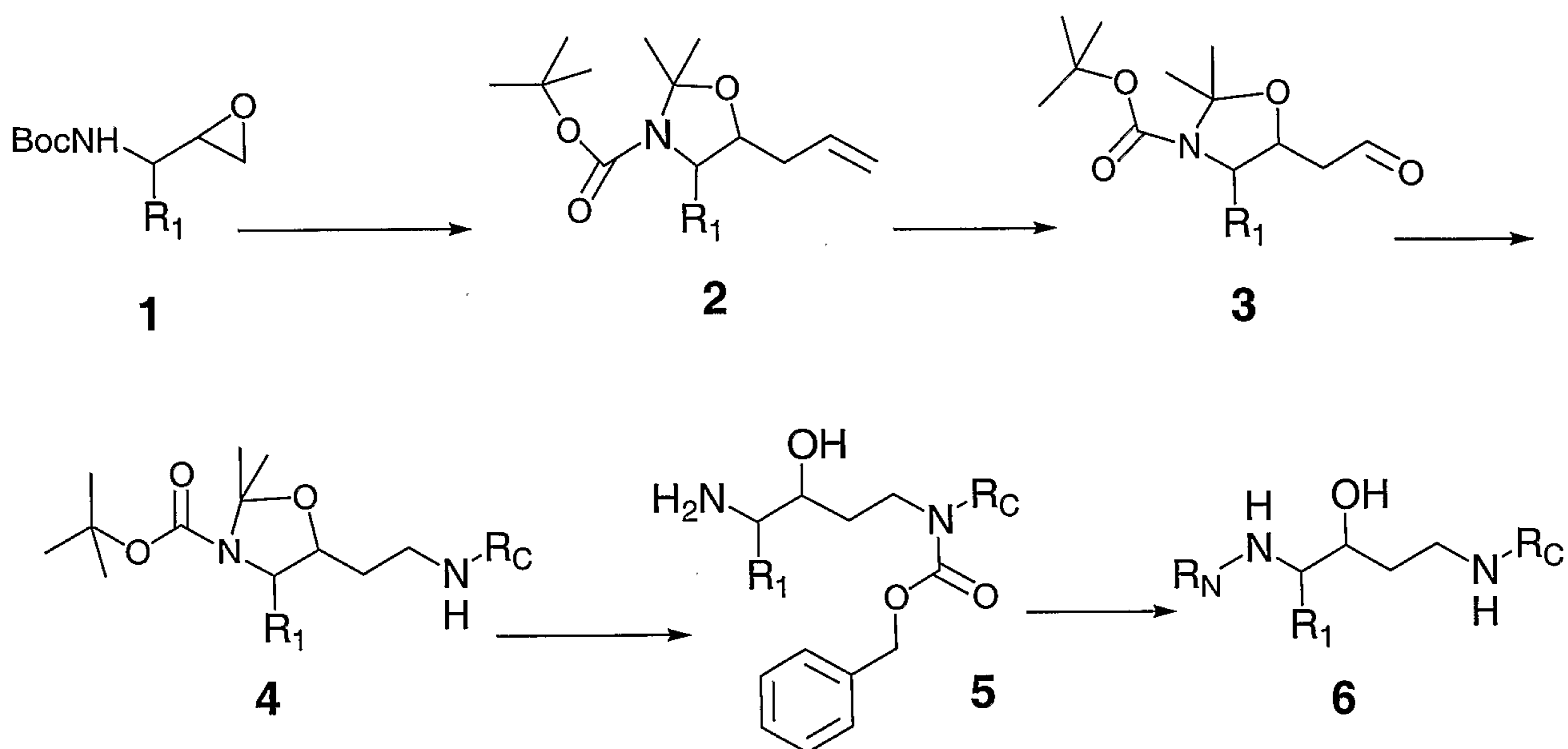
The compounds of formula (I) can be prepared by one skilled in the art without more just by knowing the chemical structure
25 of the compound. The chemistry is known to those skilled in the art. In fact, there is more than one process to prepare the compounds of the invention.

Specific examples of methods of preparation can be found in the art. For examples, see *J. Med. Chem.* 1993, 36, 941-952; *J. Med. Chem.* 1991, 34, 2344-2356; *J. Med. Chem.* 1987, 30, 976-
30 982; *Bioorg. Med. Chem. Lett.* 1999, 9, 3027-3030; *Bioorg. Med. Chem. Lett.* 1993, 3, 819-824; *J. Am. Chem. Soc.* 1996, 118, 8511-8517 and references cited therein. Such examples are also

described in U.S. Patent No. 4,864,017, which is incorporated herein by reference, and references cited therein.

Representative procedures for the preparation of compounds within Formula I are set forth below in Schemes I-II. The groups R_1 , R_N , and R_C carry the definitions set forth above for Formula I.

Scheme I



10

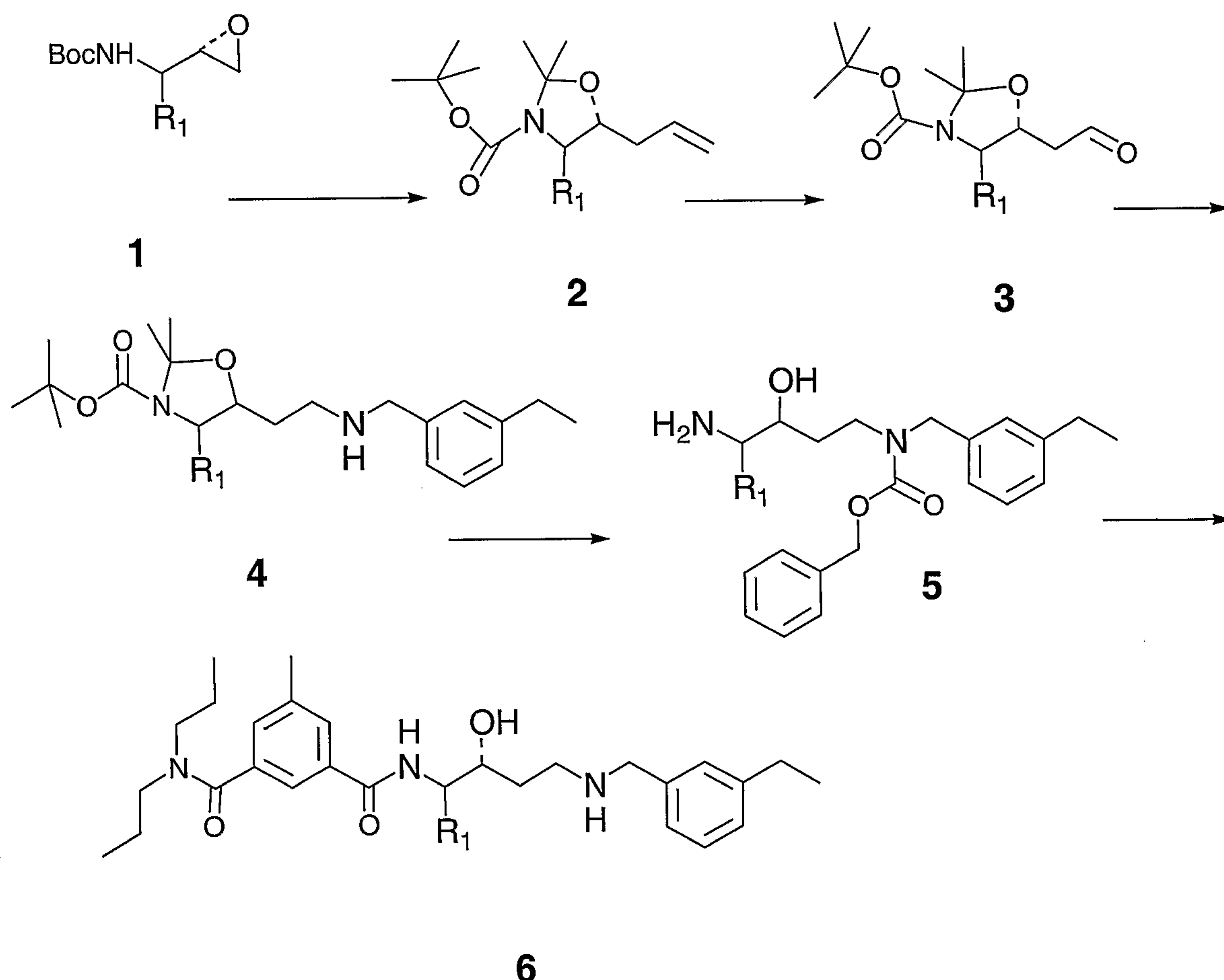
Treatment of epoxide **1** with a suitable Grignard reagent, e.g., vinyl magnesium bromide, in the presence of a catalyst such as CuBr leads to the nucleophilic ring-opening of the epoxide yielding a homoallylic alcohol. The homoallylic alcohol can be protected as, for example, a N,O-acetal, e.g., protected alcohol **2**. Ozonolysis of **2** followed by reduction of the ozonide with, for example, dimethyl sulfide, gives aldehyde **3**. Aldehyde **3** can be reductively aminated using an appropriate amine with, for example, NaCNBH_3 in a THF/AcOH solution of the aldehyde, to afford amine **4**. Protection of the secondary amine, followed by the removal of the acetal and the carbamate by treatment with acid affords hydroxypropylamine **5**. Coupling

of **5** with an appropriate carboxylic acid gives the desired compounds **6**, i.e., compounds of Formula I where R_2 and R_3 are both hydrogen. Compounds where R_2 and R_3 are other than hydrogen can be obtained using, for example, appropriately substituted Grignard reagents.

Scheme II depicts the synthesis of compounds having specific R_N and R_C groups. The synthesis of these compounds can be realized using the procedures outlined above with respect to Scheme I.

10

Scheme II



The compounds of the invention may have one or more asymmetric centers. Such compounds may be present in one or more stereoisomeric forms. These compounds can be, for example, racemates, optically active forms, or enantiomerically enriched mixtures of stereoisomers. Where desired, the single enantiomers, i.e., optically active forms, can be obtained by

known procedures, e.g., by asymmetric synthesis, by synthesis from optically active starting materials, or by resolution of the racemates. Resolution of the racemates can be accomplished by conventional methods such as, for example, crystallization in the presence of a resolving agent; derivatization with an enantiomerically pure or enriched resolving reagent followed by isolation of the desired isomer; or chromatography, using, for example a chiral HPLC column.

Thus, the invention includes all tautomers and pure geometric isomers, such as the *E* and *Z* geometric isomers, as well as mixtures thereof. Furthermore, the invention includes pure enantiomers and diastereomers as well as mixtures thereof, including racemic mixtures. The individual geometric isomers, enantiomers, or diastereomers may be prepared or isolated by methods known in the art.

Compounds of the invention of designated stereochemistry may be included in mixtures, including racemic mixtures, with other enantiomers, diastereomers, geometric isomers or tautomers. Compounds of the invention with designated stereochemistry are typically present in these mixtures in excess of 50 percent. Preferably, compounds of the invention with designated stereochemistry are present in these mixtures in excess of 80 percent. Most preferably, compounds of the invention with designated stereochemistry are present in these mixtures in excess of 90 percent.

Unless otherwise indicated to the contrary, when a group such as phenyl or amino is said to be substituted with, e.g., two or three substituents, it is understood that the substituents are the same or different. By way of example, "di(C₁-C₆)alkylamino" embraces N-ethyl-N-methylamino, N,N-diethylamino, N,N-dimethylamino, N-propyl-N-ethylamino, etc. As a further non-limiting example, "phenyl optionally substituted with up to three of halogen, hydroxy, (C₁-C₆)alkyl, (C₁-C₆)alkoxy, nitro, amino, (C₁-C₆)alkylamino, or di(C₁-

C₆)alkylamino" embraces phenyl, 2-fluoro-4-hydroxyphenyl, 2-amino-3-butyl-5-nitrophenyl, 3-bromo-4-propoxyphenyl, 2-ethylamino-4-fluoro-3-hydroxyphenyl, etc.

The compounds of formula (I) are amines, and as such form salts when reacted with acids. Pharmaceutically acceptable salts are preferred over the corresponding amines of formula (I) since they produce compounds which are more water soluble, stable and/or more crystalline. Pharmaceutically acceptable salts are any salt which retains the activity of the parent compound and does not impart any deleterious or undesirable effect on the subject to whom it is administered and in the context in which it is administered. Pharmaceutically acceptable salts include acid addition salts of both inorganic and organic acids. The preferred pharmaceutically acceptable salts include salts of the following acids acetic, aspartic, benzenesulfonic, benzoic, bicarbonic, bisulfuric, bitartaric, butyric, calcium edetate, camrylic, carbonic, chlorobenzoic, citric, edetic, edisylic, estolic, esyl, esylic, formic, fumaric, gluceptic, gluconic, glutamic, glycollylarsanilic, hexamic, hexylresorcinoic, hydrabamic, hydrobromic, hydrochloric, hydroiodic, hydroxynaphthoic, isethionic, lactic, lactobionic, maleic, malic, malonic, mandelic, methanesulfonic, methylnitric, methylsulfuric, mucic, muconic, napsylic, nitric, oxalic, p-nitromethanesulfonic, pamoic, pantothenic, phosphoric, monohydrogen phosphoric, dihydrogen phosphoric, phthalic, polygalactouronic, propionic, salicylic, stearic, succinic, succinic, sulfamic, sulfanilic, sulfonic, sulfuric, tannic, tartaric, teoclic and toluenesulfonic. For other acceptable salts, see *Int. J. Pharm.*, 33, 201-217 (1986) and *J. Pharm. Sci.*, 66(1), 1, (1977).

The invention provides compounds, compositions, kits, and methods for inhibiting beta-secretase enzyme activity and A beta peptide production. Inhibition of beta-secretase enzyme activity halts or reduces the production of A beta from APP and

reduces or eliminates the formation of beta-amyloid deposits in the brain.

Methods of the Invention

5 The compounds of the invention, and pharmaceutically acceptable salts thereof, are useful for treating humans or animals suffering from a condition characterized by a pathological form of beta-amyloid peptide, such as beta-amyloid plaques, and for helping to prevent or delay the onset of such
10 a condition. For example, the compounds are useful for treating Alzheimer's disease, for helping prevent or delay the onset of Alzheimer's disease, for treating patients with MCI (mild cognitive impairment) and preventing or delaying the onset of Alzheimer's disease in those who would progress from
15 MCI to AD, for treating Down's syndrome, for treating humans who have Hereditary Cerebral Hemorrhage with Amyloidosis of the Dutch-Type, for treating cerebral amyloid angiopathy and preventing its potential consequences, i.e. single and recurrent lobar hemorrhages, for treating other degenerative
20 dementias, including dementias of mixed vascular and degenerative origin, dementia associated with Parkinson's disease, dementia associated with progressive supranuclear palsy, dementia associated with cortical basal degeneration, and diffuse Lewy body type Alzheimer's disease. The compounds
25 and compositions of the invention are particularly useful for treating or preventing Alzheimer's disease. When treating or preventing these diseases, the compounds of the invention can either be used individually or in combination, as is best for the patient.

30 As used herein, the term "treating" means that the compounds of the invention can be used in humans with at least a tentative diagnosis of disease. The compounds of the invention will delay or slow the progression of the disease thereby giving the individual a more useful life span.

The term "preventing" means that the compounds of the invention are useful when administered to a patient who has not been diagnosed as possibly having the disease at the time of administration, but who would normally be expected to develop the disease or be at increased risk for the disease. The compounds of the invention will slow the development of disease symptoms, delay the onset of the disease, or prevent the individual from developing the disease at all. Preventing also includes administration of the compounds of the invention to those individuals thought to be predisposed to the disease due to age, familial history, genetic or chromosomal abnormalities, and/or due to the presence of one or more biological markers for the disease, such as a known genetic mutation of APP or APP cleavage products in brain tissues or fluids.

In treating or preventing the above diseases, the compounds of the invention are administered in a therapeutically effective amount. The therapeutically effective amount will vary depending on the particular compound used and the route of administration, as is known to those skilled in the art.

In treating a patient displaying any of the diagnosed above conditions a physician may administer a compound of the invention immediately and continue administration indefinitely, as needed. In treating patients who are not diagnosed as having Alzheimer's disease, but who are believed to be at substantial risk for Alzheimer's disease, the physician should preferably start treatment when the patient first experiences early pre-Alzheimer's symptoms such as, memory or cognitive problems associated with aging. In addition, there are some patients who may be determined to be at risk for developing Alzheimer's through the detection of a genetic marker such as APOE4 or other biological indicators that are predictive for Alzheimer's disease. In these situations, even though the patient does not have symptoms of the disease, administration

of the compounds of the invention may be started before symptoms appear, and treatment may be continued indefinitely to prevent or delay the onset of the disease.

5 Dosage Forms and Amounts

The compounds of the invention can be administered orally, parenterally, (IV, IM, depo-IM, SQ, and depo SQ), sublingually, intranasally (inhalation), intrathecally, topically, or rectally. Dosage forms known to those of skill in the art are
10 suitable for delivery of the compounds of the invention.

Compositions are provided that contain therapeutically effective amounts of the compounds of the invention. The compounds are preferably formulated into suitable pharmaceutical preparations such as tablets, capsules, or
15 elixirs for oral administration or in sterile solutions or suspensions for parenteral administration. Typically the compounds described above are formulated into pharmaceutical compositions using techniques and procedures well known in the art.

20 About 1 to 500 mg of a compound or mixture of compounds of the invention or a physiologically acceptable salt or ester is compounded with a physiologically acceptable vehicle, carrier, excipient, binder, preservative, stabilizer, flavor, etc., in a unit dosage form as called for by accepted pharmaceutical
25 practice. The amount of active substance in those compositions or preparations is such that a suitable dosage in the range indicated is obtained. The compositions are preferably formulated in a unit dosage form, each dosage containing from about 2 to about 100 mg, more preferably about 10 to about 30
30 mg of the active ingredient. The term "unit dosage form" refers to physically discrete units suitable as unitary dosages for human subjects and other mammals, each unit containing a predetermined quantity of active material calculated to produce

the desired therapeutic effect, in association with a suitable pharmaceutical excipient.

To prepare compositions, one or more compounds of the invention are mixed with a suitable pharmaceutically acceptable carrier. Upon mixing or addition of the compound(s), the resulting mixture may be a solution, suspension, emulsion, or the like. Liposomal suspensions may also be suitable as pharmaceutically acceptable carriers. These may be prepared according to methods known to those skilled in the art. The form of the resulting mixture depends upon a number of factors, including the intended mode of administration and the solubility of the compound in the selected carrier or vehicle. The effective concentration is sufficient for lessening or ameliorating at least one symptom of the disease, disorder, or condition treated and may be empirically determined.

Pharmaceutical carriers or vehicles suitable for administration of the compounds provided herein include any such carriers known to those skilled in the art to be suitable for the particular mode of administration. In addition, the active materials can also be mixed with other active materials that do not impair the desired action, or with materials that supplement the desired action, or have another action. The compounds may be formulated as the sole pharmaceutically active ingredient in the composition or may be combined with other active ingredients.

Where the compounds exhibit insufficient solubility, methods for solubilizing may be used. Such methods are known and include, but are not limited to, using cosolvents such as dimethylsulfoxide (DMSO), using surfactants such as Tween®, and dissolution in aqueous sodium bicarbonate. Derivatives of the compounds, such as salts or prodrugs may also be used in formulating effective pharmaceutical compositions.

The concentration of the compound is effective for delivery of an amount upon administration that lessens or

ameliorates at least one symptom of the disorder for which the compound is administered. Typically, the compositions are formulated for single dosage administration.

The compounds of the invention may be prepared with carriers that protect them against rapid elimination from the body, such as time-release formulations or coatings. Such carriers include controlled release formulations, such as, but not limited to, microencapsulated delivery systems. The active compound is included in the pharmaceutically acceptable carrier in an amount sufficient to exert a therapeutically useful effect in the absence of undesirable side effects on the patient treated. The therapeutically effective concentration may be determined empirically by testing the compounds in known *in vitro* and *in vivo* model systems for the treated disorder.

The compounds and compositions of the invention can be enclosed in multiple or single dose containers. The enclosed compounds and compositions can be provided in kits, for example, including component parts that can be assembled for use. For example, a compound inhibitor in lyophilized form and a suitable diluent may be provided as separated components for combination prior to use. A kit may include a compound inhibitor and a second therapeutic agent for co-administration. The inhibitor and second therapeutic agent may be provided as separate component parts. A kit may include a plurality of containers, each container holding one or more unit dose of the compound of the invention. The containers are preferably adapted for the desired mode of administration, including, but not limited to tablets, gel capsules, sustained-release capsules, and the like for oral administration; depot products, pre-filled syringes, ampoules, vials, and the like for parenteral administration; and patches, medipads, creams, and the like for topical administration.

The concentration of active compound in the drug composition will depend on absorption, inactivation, and

excretion rates of the active compound, the dosage schedule, and amount administered as well as other factors known to those of skill in the art.

The active ingredient may be administered at once, or may
5 be divided into a number of smaller doses to be administered at intervals of time. It is understood that the precise dosage and duration of treatment is a function of the disease being treated and may be determined empirically using known testing
10 protocols or by extrapolation from *in vivo* or *in vitro* test data. It is to be noted that concentrations and dosage values may also vary with the severity of the condition to be alleviated. It is to be further understood that for any particular subject, specific dosage regimens should be adjusted over time according to the individual need and the professional
15 judgment of the person administering or supervising the administration of the compositions, and that the concentration ranges set forth herein are exemplary only and are not intended to limit the scope or practice of the claimed compositions.

If oral administration is desired, the compound should be
20 provided in a composition that protects it from the acidic environment of the stomach. For example, the composition can be formulated in an enteric coating that maintains its integrity in the stomach and releases the active compound in the intestine. The composition may also be formulated in
25 combination with an antacid or other such ingredient.

Oral compositions will generally include an inert diluent or an edible carrier and may be compressed into tablets or enclosed in gelatin capsules. For the purpose of oral therapeutic administration, the active compound or compounds
30 can be incorporated with excipients and used in the form of tablets, capsules, or troches. Pharmaceutically compatible binding agents and adjuvant materials can be included as part of the composition.

The tablets, pills, capsules, troches, and the like can contain any of the following ingredients or compounds of a similar nature: a binder such as, but not limited to, gum tragacanth, acacia, corn starch, or gelatin; an excipient such as microcrystalline cellulose, starch, or lactose; a disintegrating agent such as, but not limited to, alginic acid and corn starch; a lubricant such as, but not limited to, magnesium stearate; a gildant, such as, but not limited to, colloidal silicon dioxide; a sweetening agent such as sucrose or saccharin; and a flavoring agent such as peppermint, methyl salicylate, or fruit flavoring.

When the dosage unit form is a capsule, it can contain, in addition to material of the above type, a liquid carrier such as a fatty oil. In addition, dosage unit forms can contain various other materials, which modify the physical form of the dosage unit, for example, coatings of sugar and other enteric agents. The compounds can also be administered as a component of an elixir, suspension, syrup, wafer, chewing gum or the like. A syrup may contain, in addition to the active compounds, sucrose as a sweetening agent and certain preservatives, dyes and colorings, and flavors.

The active materials can also be mixed with other active materials that do not impair the desired action, or with materials that supplement the desired action.

Solutions or suspensions used for parenteral, intradermal, subcutaneous, or topical application can include any of the following components: a sterile diluent such as water for injection, saline solution, fixed oil, a naturally occurring vegetable oil such as sesame oil, coconut oil, peanut oil, cottonseed oil, and the like, or a synthetic fatty vehicle such as ethyl oleate, and the like, polyethylene glycol, glycerine, propylene glycol, or other synthetic solvent; antimicrobial agents such as benzyl alcohol and methyl parabens; antioxidants such as ascorbic acid and sodium bisulfite; chelating agents

such as ethylenediaminetetraacetic acid (EDTA); buffers such as acetates, citrates, and phosphates; and agents for the adjustment of tonicity such as sodium chloride and dextrose. Parenteral preparations can be enclosed in ampoules, disposable
5 syringes, or multiple dose vials made of glass, plastic, or other suitable material. Buffers, preservatives, antioxidants, and the like can be incorporated as required.

Where administered intravenously, suitable carriers include physiological saline, phosphate buffered saline (PBS),
10 and solutions containing thickening and solubilizing agents such as glucose, polyethylene glycol, polypropyleneglycol, and mixtures thereof. Liposomal suspensions including tissue-targeted liposomes may also be suitable as pharmaceutically acceptable carriers. These may be prepared according to
15 methods known for example, as described in U.S. Patent No. 4,522,811.

The active compounds may be prepared with carriers that protect the compound against rapid elimination from the body, such as time-release formulations or coatings. Such carriers
20 include controlled release formulations, such as, but not limited to, implants and microencapsulated delivery systems, and biodegradable, biocompatible polymers such as collagen, ethylene vinyl acetate, polyanhydrides, polyglycolic acid, polyorthoesters, polylactic acid, and the like. Methods for
25 preparation of such formulations are known to those skilled in the art.

The compounds of the invention can be administered orally, parenterally (IV, IM, depo-IM, SQ, and depo-SQ), sublingually, intranasally (inhalation), intrathecally, topically, or
30 rectally. Dosage forms known to those skilled in the art are suitable for delivery of the compounds of the invention.

Compounds of the invention may be administered enterally or parenterally. When administered orally, compounds of the invention can be administered in usual dosage forms for oral

administration as is well known to those skilled in the art. These dosage forms include the usual solid unit dosage forms of tablets and capsules as well as liquid dosage forms such as solutions, suspensions, and elixirs. When the solid dosage forms are used, it is preferred that they be of the sustained release type so that the compounds of the invention need to be administered only once or twice daily.

The oral dosage forms are administered to the patient 1, 2, 3, or 4 times daily. It is preferred that the compounds of the invention be administered either three or fewer times, more preferably once or twice daily. Hence, it is preferred that the compounds of the invention be administered in oral dosage form. It is preferred that whatever oral dosage form is used, that it be designed so as to protect the compounds of the invention from the acidic environment of the stomach. Enteric coated tablets are well known to those skilled in the art. In addition, capsules filled with small spheres each coated to protect from the acidic stomach, are also well known to those skilled in the art.

When administered orally, an administered amount therapeutically effective to inhibit beta-secretase activity, to inhibit A beta production, to inhibit A beta deposition, or to treat or prevent AD is from about 0.1 mg/day to about 1,000 mg/day. It is preferred that the oral dosage is from about 1 mg/day to about 100 mg/day. It is more preferred that the oral dosage is from about 5 mg/day to about 50 mg/day. It is understood that while a patient may be started at one dose, that dose may be varied over time as the patient's condition changes.

Compounds of the invention may also be advantageously delivered in a nano crystal dispersion formulation. Preparation of such formulations is described, for example, in U.S. Patent 5,145,684. Nano crystalline dispersions of HIV protease inhibitors and their method of use are described in

U.S. Patent No. 6,045,829. The nano crystalline formulations typically afford greater bioavailability of drug compounds.

The compounds of the invention can be administered parenterally, for example, by IV, IM, depo-IM, SC, or depo-SC. 5 When administered parenterally, a therapeutically effective amount of about 0.5 to about 100 mg/day, preferably from about 5 to about 50 mg daily should be delivered. When a depot formulation is used for injection once a month or once every two weeks, the dose should be about 0.5 mg/day to about 50 10 mg/day, or a monthly dose of from about 15 mg to about 1,500 mg. In part because of the forgetfulness of the patients with Alzheimer's disease, it is preferred that the parenteral dosage form be a depo formulation.

The compounds of the invention can be administered 15 sublingually. When given sublingually, the compounds of the invention should be given one to four times daily in the amounts described above for IM administration.

The compounds of the invention can be administered intranasally. When given by this route, the appropriate dosage 20 forms are a nasal spray or dry powder, as is known to those skilled in the art. The dosage of the compounds of the invention for intranasal administration is the amount described above for IM administration.

The compounds of the invention can be administered 25 intrathecally. When given by this route the appropriate dosage form can be a parenteral dosage form as is known to those skilled in the art. The dosage of the compounds of the invention for intrathecal administration is the amount described above for IM administration.

30 The compounds of the invention can be administered topically. When given by this route, the appropriate dosage form is a cream, ointment, or patch. Because of the amount of the compounds of the invention to be administered, the patch is preferred. When administered topically, the dosage is from

about 0.5 mg/day to about 200 mg/day. Because the amount that can be delivered by a patch is limited, two or more patches may be used. The number and size of the patch is not important, what is important is that a therapeutically effective amount of the compounds of the invention be delivered as is known to those skilled in the art. The compounds of the invention can be administered rectally by suppository as is known to those skilled in the art. When administered by suppository, the therapeutically effective amount is from about 0.5 mg to about 500 mg.

The compounds of the invention can be administered by implants as is known to those skilled in the art. When administering a compound of the invention by implant, the therapeutically effective amount is the amount described above for depot administration.

The invention here is the new compounds of the invention and new methods of using the compounds of the invention. Given a particular compound of the invention and a desired dosage form, one skilled in the art would know how to prepare and administer the appropriate dosage form.

The compounds of the invention are used in the same manner, by the same routes of administration, using the same pharmaceutical dosage forms, and at the same dosing schedule as described above, for preventing disease or treating patients with MCI (mild cognitive impairment) and preventing or delaying the onset of Alzheimer's disease in those who would progress from MCI to AD, for treating or preventing Down's syndrome, for treating humans who have Hereditary Cerebral Hemorrhage with Amyloidosis of the Dutch-Type, for treating cerebral amyloid angiopathy and preventing its potential consequences, i.e. single and recurrent lobar hemorrhages, for treating other degenerative dementias, including dementias of mixed vascular and degenerative origin, dementia associated with Parkinson's disease, dementia associated with progressive supranuclear

palsy, dementia associated with cortical basal degeneration, and diffuse Lewy body type of Alzheimer's disease.

The compounds of the invention can be used in combination, with each other or with other therapeutic agents or approaches used to treat or prevent the conditions listed above. Such agents or approaches include: acetylcholine esterase inhibitors such as tacrine (tetrahydroaminoacridine, marketed as COGNEX®), donepezil hydrochloride, (marketed as Aricept® and rivastigmine (marketed as Exelon®); gamma-secretase inhibitors; anti-inflammatory agents such as cyclooxygenase II inhibitors; anti-oxidants such as Vitamin E and ginkgolides; immunological approaches, such as, for example, immunization with A beta peptide or administration of anti-A beta peptide antibodies; statins; and direct or indirect neurotropic agents such as Cerebrolysin®, AIT-082 (Emilieu, 2000, *Arch. Neurol.* 57:454), and other neurotropic agents of the future.

In addition, the compounds of the present invention can also be used with inhibitors of P-glycoprotein (P-gp). The use of P-gp inhibitors is known to those skilled in the art. See for example, *Cancer Research*, 53, 4595-4602 (1993), *Clin. Cancer Res.*, 2, 7-12 (1996), *Cancer Research*, 56, 4171-4179 (1996), International Publications WO99/64001 and WO01/10387. The important thing is that the blood level of the P-gp inhibitor be such that it exerts its effect in inhibiting P-gp from decreasing brain blood levels of the compounds of the present invention. To that end the P-gp inhibitor and the compounds of the present invention can be administered at the same time, by the same or different route of administration, or at different times. The important thing is not the time of administration but having an effective blood level of the P-gp inhibitor.

Suitable P-gp inhibitors include cyclosporin A, verapamil, tamoxifen, quinidine, Vitamin E-TGPS, ritonavir, megestrol acetate, progesterone, rapamycin, 10,11-methanodibenzosuberane,

phenothiazines, acridine derivatives such as GF120918, FK506, VX-710, LY335979, PSC-833, GF-102,918 and other steroids. It is to be understood that additional agents will be found that do the same function and are also considered to be useful.

5 The P-gp inhibitors can be administered orally, parenterally, (IV, IM, IM-depo, SQ, SQ-depo), topically, sublingually, rectally, intranasally, intrathecally and by implant.

10 The therapeutically effective amount of the P-gp inhibitors is from about 0.1 to about 300 mg/kg/day, preferably about 0.1 to about 150 mg/kg daily. It is understood that while a patient may be started on one dose, that dose may have to be varied over time as the patient's condition changes.

15 When administered orally, the P-gp inhibitors can be administered in usual dosage forms for oral administration as is known to those skilled in the art. These dosage forms include the usual solid unit dosage forms of tablets and capsules as well as liquid dosage forms such as solutions, suspensions and elixirs. When the solid dosage forms are used,
20 it is preferred that they be of the sustained release type so that the P-gp inhibitors need to be administered only once or twice daily. The oral dosage forms are administered to the patient one thru four times daily. It is preferred that the P-gp inhibitors be administered either three or fewer times a
25 day, more preferably once or twice daily. Hence, it is preferred that the P-gp inhibitors be administered in solid dosage form and further it is preferred that the solid dosage form be a sustained release form which permits once or twice daily dosing. It is preferred that what ever dosage form is
30 used, that it be designed so as to protect the P-gp inhibitors from the acidic environment of the stomach. Enteric coated tablets are well known to those skilled in the art. In addition, capsules filled with small spheres each coated to

protect from the acidic stomach, are also well known to those skilled in the art.

In addition, the P-gp inhibitors can be administered parenterally. When administered parenterally they can be administered IV, IM, depo-IM, SQ or depo-SQ.

The P-gp inhibitors can be given sublingually. When given sublingually, the P-gp inhibitors should be given one thru four times daily in the same amount as for IM administration.

The P-gp inhibitors can be given intranasally. When given by this route of administration, the appropriate dosage forms are a nasal spray or dry powder as is known to those skilled in the art. The dosage of the P-gp inhibitors for intranasal administration is the same as for IM administration.

The P-gp inhibitors can be given intrathecally. When given by this route of administration the appropriate dosage form can be a parenteral dosage form as is known to those skilled in the art.

The P-gp inhibitors can be given topically. When given by this route of administration, the appropriate dosage form is a cream, ointment or patch. Because of the amount of the P-gp inhibitors needed to be administered the patch is preferred. However, the amount that can be delivered by a patch is limited. Therefore, two or more patches may be required. The number and size of the patch is not important, what is important is that a therapeutically effective amount of the P-gp inhibitors be delivered as is known to those skilled in the art.

The P-gp inhibitors can be administered rectally by suppository as is known to those skilled in the art.

The P-gp inhibitors can be administered by implants as is known to those skilled in the art.

There is nothing novel about the route of administration nor the dosage forms for administering the P-gp inhibitors. Given a particular P-gp inhibitor, and a desired dosage form,

one skilled in the art would know how to prepare the appropriate dosage form for the P-gp inhibitor.

It should be apparent to one skilled in the art that the exact dosage and frequency of administration will depend on the particular compounds of the invention administered, the particular condition being treated, the severity of the condition being treated, the age, weight, general physical condition of the particular patient, and other medication the individual may be taking as is well known to administering physicians who are skilled in this art.

The compounds of the present invention are also useful to inhibit beta-secretase and reduce or inhibit the formation of plaque.

15 Inhibition of APP Cleavage

The compounds of the invention inhibit cleavage of APP between Met595 and Asp596 numbered for the APP695 isoform, or a mutant thereof, or at a corresponding site of a different isoform, such as APP751 or APP770, or a mutant thereof (sometimes referred to as the "beta secretase site"). While not wishing to be bound by a particular theory, inhibition of beta-secretase activity is thought to inhibit production of beta amyloid peptide (A beta). Inhibitory activity is demonstrated in one of a variety of inhibition assays, whereby cleavage of an APP substrate in the presence of a beta-secretase enzyme is analyzed in the presence of the inhibitory compound, under conditions normally sufficient to result in cleavage at the beta-secretase cleavage site. Reduction of APP cleavage at the beta-secretase cleavage site compared with an untreated or inactive control is correlated with inhibitory activity. Assay systems that can be used to demonstrate efficacy of the compound inhibitors of the invention are known. Representative assay systems are described, for example, in

U.S. Patents No. 5,942,400, 5,744,346, as well as in the Examples below.

The enzymatic activity of beta-secretase and the production of A beta can be analyzed *in vitro* or *in vivo*, using natural, mutated, and/or synthetic APP substrates, natural, mutated, and/or synthetic enzyme, and the test compound. The analysis may involve primary or secondary cells expressing native, mutant, and/or synthetic APP and enzyme, animal models expressing native APP and enzyme, or may utilize transgenic animal models expressing the substrate and enzyme. Detection of enzymatic activity can be by analysis of one or more of the cleavage products, for example, by immunoassay, fluorometric or chromogenic assay, HPLC, or other means of detection. Inhibitory compounds are determined as those having the ability to decrease the amount of beta-secretase cleavage product produced in comparison to a control, where beta-secretase mediated cleavage in the reaction system is observed and measured in the absence of inhibitory compounds.

20 Beta-Secretase

Various forms of beta-secretase enzyme are known, and are available and useful for assay of enzyme activity and inhibition of enzyme activity. These include native, recombinant, and synthetic forms of the enzyme. Human beta-secretase is known as Beta Site APP Cleaving Enzyme (BACE), Asp2, and memapsin 2, and has been characterized, for example, in U.S. Patent No. 5,744,346 and published PCT patent applications WO98/22597, WO00/03819, WO01/23533, and WO00/17369, as well as in literature publications (Hussain et al., 1999, *Mol. Cell. Neurosci.* 14:419-427; Vassar et al., 1999, *Science* 286:735-741; Yan et al., 1999, *Nature* 402:533-537; Sinha et al., 1999, *Nature* 40:537-540; and Lin et al., 2000, *PNAS USA* 97:1456-1460). Synthetic forms of the enzyme have also been described (WO98/22597 and WO00/17369). Beta-

secretase can be extracted and purified from human brain tissue and can be produced in cells, for example mammalian cells expressing recombinant enzyme.

Preferred compounds are effective to inhibit 50% of beta-secretase enzymatic activity at a concentration of less than 50 micromolar, preferably at a concentration of 10 micromolar or less, more preferably 1 micromolar or less, and most preferably 10 nanomolar or less.

10 APP Substrate

Assays that demonstrate inhibition of beta-secretase-mediated cleavage of APP can utilize any of the known forms of APP, including the 695 amino acid "normal" isotype described by Kang et al., 1987, *Nature* 325:733-6, the 770 amino acid isotype described by Kitaguchi et. al., 1981, *Nature* 331:530-532, and variants such as the Swedish Mutation (KM670-1NL) (APP-SW), the London Mutation (V7176F), and others. See, for example, U.S. Patent No. 5,766,846 and also Hardy, 1992, *Nature Genet.* 1:233-234, for a review of known variant mutations. Additional useful substrates include the dibasic amino acid modification, APP-KK disclosed, for example, in WO 00/17369, fragments of APP, and synthetic peptides containing the beta-secretase cleavage site, wild type (WT) or mutated form, e.g., SW, as described, for example, in U.S. Patent No 5,942,400 and
25 WO00/03819.

The APP substrate contains the beta-secretase cleavage site of APP (KM-DA or NL-DA) for example, a complete APP peptide or variant, an APP fragment, a recombinant or synthetic APP, or a fusion peptide. Preferably, the fusion peptide
30 includes the beta-secretase cleavage site fused to a peptide having a moiety useful for enzymatic assay, for example, having isolation and/or detection properties. A useful moiety may be an antigenic epitope for antibody binding, a label or other detection moiety, a binding substrate, and the like.

Antibodies

Products characteristic of APP cleavage can be measured by immunoassay using various antibodies, as described, for example, in Pirttila et al., 1999, *Neuro. Lett.* 249:21-4, and in U.S. Patent No. 5,612,486. Useful antibodies to detect A beta include, for example, the monoclonal antibody 6E10 (Senetek, St. Louis, MO) that specifically recognizes an epitope on amino acids 1-16 of the A beta peptide; antibodies 10 162 and 164 (New York State Institute for Basic Research, Staten Island, NY) that are specific for human A beta 1-40 and 1-42, respectively; and antibodies that recognize the junction region of beta-amyloid peptide, the site between residues 16 and 17, as described in U.S. Patent No. 5,593,846. Antibodies 15 raised against a synthetic peptide of residues 591 to 596 of APP and SW192 antibody raised against 590-596 of the Swedish mutation are also useful in immunoassay of APP and its cleavage products, as described in U.S. Patent Nos. 5,604,102 and 5,721,130.

20

Assay Systems

Assays for determining APP cleavage at the beta-secretase cleavage site are well known in the art. Exemplary assays, are described, for example, in U.S. Patent Nos. 5,744,346 and 25 5,942,400, and described in the Examples below.

Cell Free Assays

Exemplary assays that can be used to demonstrate the inhibitory activity of the compounds of the invention are 30 described, for example, in WO00/17369, WO 00/03819, and U.S. Patents No. 5,942,400 and 5,744,346. Such assays can be performed in cell-free incubations or in cellular incubations using cells expressing a beta-secretase and an APP substrate having a beta-secretase cleavage site.

An APP substrate containing the beta-secretase cleavage site of APP, for example, a complete APP or variant, an APP fragment, or a recombinant or synthetic APP substrate containing the amino acid sequence: KM-DA or NL-DA, is
5 incubated in the presence of beta-secretase enzyme, a fragment thereof, or a synthetic or recombinant polypeptide variant having beta-secretase activity and effective to cleave the beta-secretase cleavage site of APP, under incubation conditions suitable for the cleavage activity of the enzyme.
10 Suitable substrates optionally include derivatives that may be fusion proteins or peptides that contain the substrate peptide and a modification useful to facilitate the purification or detection of the peptide or its beta-secretase cleavage products. Useful modifications include the insertion of a
15 known antigenic epitope for antibody binding; the linking of a label or detectable moiety, the linking of a binding substrate, and the like.

Suitable incubation conditions for a cell-free *in vitro* assay include, for example: approximately 200 nanomolar to 10
20 micromolar substrate, approximately 10 to 200 picomolar enzyme, and approximately 0.1 nanomolar to 10 micromolar inhibitor compound, in aqueous solution, at an approximate pH of 4 -7, at approximately 37 degrees C, for a time period of approximately 10 minutes to 3 hours. These incubation conditions are
25 exemplary only, and can be varied as required for the particular assay components and/or desired measurement system. Optimization of the incubation conditions for the particular assay components should account for the specific beta-secretase enzyme used and its pH optimum, any additional enzymes and/or
30 markers that might be used in the assay, and the like. Such optimization is routine and will not require undue experimentation.

One useful assay utilizes a fusion peptide having maltose binding protein (MBP) fused to the C-terminal 125 amino acids

of APP-SW. The MBP portion is captured on an assay substrate by anti-MBP capture antibody. Incubation of the captured fusion protein in the presence of beta-secretase results in cleavage of the substrate at the beta-secretase cleavage site.

5 Analysis of the cleavage activity can be, for example, by immunoassay of cleavage products. One such immunoassay detects a unique epitope exposed at the carboxy terminus of the cleaved fusion protein, for example, using the antibody SW192. This assay is described, for example, in U.S. Patent No 5,942,400.

10

Cellular Assay

Numerous cell-based assays can be used to analyze beta-secretase activity and/or processing of APP to release A beta. Contact of an APP substrate with a beta-secretase enzyme within
15 the cell and in the presence or absence of a compound inhibitor of the invention can be used to demonstrate beta-secretase inhibitory activity of the compound. Preferably, assay in the presence of a useful inhibitory compound provides at least about 30%, most preferably at least about 50% inhibition of the
20 enzymatic activity, as compared with a non-inhibited control.

In one embodiment, cells that naturally express beta-secretase are used. Alternatively, cells are modified to express a recombinant beta-secretase or synthetic variant enzyme as discussed above. The APP substrate may be added to
25 the culture medium and is preferably expressed in the cells. Cells that naturally express APP, variant or mutant forms of APP, or cells transformed to express an isoform of APP, mutant or variant APP, recombinant or synthetic APP, APP fragment, or synthetic APP peptide or fusion protein containing the beta-
30 secretase APP cleavage site can be used, provided that the expressed APP is permitted to contact the enzyme and enzymatic cleavage activity can be analyzed.

Human cell lines that normally process A beta from APP provide a useful means to assay inhibitory activities of the

compounds of the invention. Production and release of A beta and/or other cleavage products into the culture medium can be measured, for example by immunoassay, such as Western blot or enzyme-linked immunoassay (EIA) such as by ELISA.

5 Cells expressing an APP substrate and an active beta-secretase can be incubated in the presence of a compound inhibitor to demonstrate inhibition of enzymatic activity as compared with a control. Activity of beta-secretase can be measured by analysis of one or more cleavage products of the
10 APP substrate. For example, inhibition of beta-secretase activity against the substrate APP would be expected to decrease release of specific beta-secretase induced APP cleavage products such as A beta.

Although both neural and non-neural cells process and
15 release A beta, levels of endogenous beta-secretase activity are low and often difficult to detect by EIA. The use of cell types known to have enhanced beta-secretase activity, enhanced processing of APP to A beta, and/or enhanced production of A beta are therefore preferred. For example, transfection of
20 cells with the Swedish Mutant form of APP (APP-SW); with APP-KK; or with APP-SW-KK provides cells having enhanced beta-secretase activity and producing amounts of A beta that can be readily measured.

In such assays, for example, the cells expressing APP and
25 beta-secretase are incubated in a culture medium under conditions suitable for beta-secretase enzymatic activity at its cleavage site on the APP substrate. On exposure of the cells to the compound inhibitor, the amount of A beta released into the medium and/or the amount of CTF99 fragments of APP in
30 the cell lysates is reduced as compared with the control. The cleavage products of APP can be analyzed, for example, by immune reactions with specific antibodies, as discussed above.

Preferred cells for analysis of beta-secretase activity include primary human neuronal cells, primary transgenic animal

neuronal cells where the transgene is APP, and other cells such as those of a stable 293 cell line expressing APP, for example, APP-SW.

5 *In vivo* Assays: Animal Models

Various animal models can be used to analyze beta-secretase activity and /or processing of APP to release A beta, as described above. For example, transgenic animals expressing APP substrate and beta-secretase enzyme can be used to
10 demonstrate inhibitory activity of the compounds of the invention. Certain transgenic animal models have been described, for example, in U.S. Patent Nos.: 5,877,399; 5,612,486; 5,387,742; 5,720,936; 5,850,003; 5,877,015,, and 5,811,633, and in Ganes et al., 1995, *Nature* 373:523.

15 Preferred are animals that exhibit characteristics associated with the pathophysiology of AD. Administration of the compound inhibitors of the invention to the transgenic mice described herein provides an alternative method for demonstrating the inhibitory activity of the compounds. Administration of the
20 compounds in a pharmaceutically effective carrier and via an administrative route that reaches the target tissue in an appropriate therapeutic amount is also preferred.

Inhibition of beta-secretase mediated cleavage of APP at the beta-secretase cleavage site and of A beta release can be
25 analyzed in these animals by measure of cleavage fragments in the animal's body fluids such as cerebral fluid or tissues. Analysis of brain tissues for A beta deposits or plaques is preferred.

On contacting an APP substrate with a beta-secretase
30 enzyme in the presence of an inhibitory compound of the invention and under conditions sufficient to permit enzymatic mediated cleavage of APP and/or release of A beta from the substrate, the compounds of the invention are effective to reduce beta-secretase-mediated cleavage of APP at the beta-

secretase cleavage site and/or effective to reduce released amounts of A beta. Where such contacting is the administration of the inhibitory compounds of the invention to an animal model, for example, as described above, the compounds are effective to reduce A beta deposition in brain tissues of the animal, and to reduce the number and/or size of beta amyloid plaques. Where such administration is to a human subject, the compounds are effective to inhibit or slow the progression of disease characterized by enhanced amounts of A beta, to slow the progression of AD in the, and/or to prevent onset or development of AD in a patient at risk for the disease.

Unless defined otherwise, all scientific and technical terms used herein have the same meaning as commonly understood by one of skill in the art to which this invention belongs. All patents and publications referred to herein are hereby incorporated by reference for all purposes.

Definitions And Conventions

The definitions and explanations below are for terms as used throughout this entire document including both the specification and claims.

Conventions for Formulas and Definitions of Variables

The chemical formulas representing various compounds or molecular fragments in the specification and claims may contain variable substituents in addition to expressly defined structural features. These variable substituents are identified by a letter or a letter followed by a numerical subscript, for example, "Z₁" or "R_i" where "i" is an integer. These variable substituents are either monovalent or bivalent, that is, they represent a group attached to the formula by one or two chemical bonds. For example, a group Z₁ would represent a bivalent variable if attached to the formula CH₃-C(=Z₁)H. Groups R_i and R_j would represent monovalent variable

substituents if attached to the formula $\text{CH}_3\text{-CH}_2\text{-C}(\text{R}_i)(\text{R}_j)\text{H}_2$.
When chemical formulas are drawn in a linear fashion, such as
those above, variable substituents contained in parentheses are
bonded to the atom immediately to the left of the variable
5 substituent enclosed in parentheses. When two or more
consecutive variable substituents are enclosed in parentheses,
each of the consecutive variable substituents is bonded to the
immediately preceding atom to the left which is not enclosed in
parentheses. Thus, in the formula above, both R_i and R_j are
10 bonded to the preceding carbon atom. Also, for any molecule
with an established system of carbon atom numbering, such as
steroids, these carbon atoms are designated as C_i , where "i" is
the integer corresponding to the carbon atom number. For
example, C_6 represents the 6 position or carbon atom number in
15 the steroid nucleus as traditionally designated by those
skilled in the art of steroid chemistry. Likewise the term
" R_6 " represents a variable substituent (either monovalent or
bivalent) at the C_6 position.

Chemical formulas or portions thereof drawn in a linear
20 fashion represent atoms in a linear chain. The symbol "-" in
general represents a bond between two atoms in the chain. Thus
 $\text{CH}_3\text{-O-CH}_2\text{-CH}(\text{R}_i)\text{-CH}_3$ represents a 2-substituted-1-methoxypropane
compound. In a similar fashion, the symbol "=" represents a
double bond, e.g., $\text{CH}_2=\text{C}(\text{R}_i)\text{-O-CH}_3$, and the symbol " \equiv "
25 represents a triple bond, e.g., $\text{HC}\equiv\text{C-CH}(\text{R}_i)\text{-CH}_2\text{-CH}_3$. Carbonyl
groups are represented in either one of two ways: -CO- or -C(=O)- ,
with the former being preferred for simplicity.

Chemical formulas of cyclic (ring) compounds or molecular
fragments can be represented in a linear fashion. Thus, the
30 compound 4-chloro-2-methylpyridine can be represented in linear
fashion by $\text{N}^*=\text{C}(\text{CH}_3)\text{-CH=C-Cl-CH=C}^*\text{H}$ with the convention that the
atoms marked with an asterisk (*) are bonded to each other
resulting in the formation of a ring. Likewise, the cyclic

molecular fragment, 4-(ethyl)-1-piperazinyl can be represented by $-N^*-(CH_2)_2-N(C_2H_5)-CH_2-C^*H_2$.

A rigid cyclic (ring) structure for any compounds herein defines an orientation with respect to the plane of the ring for substituents attached to each carbon atom of the rigid cyclic compound. For saturated compounds which have two substituents attached to a carbon atom which is part of a cyclic system, $-C(X_1)(X_2)-$ the two substituents may be in either an axial or equatorial position relative to the ring and may change between axial/equatorial. However, the position of the two substituents relative to the ring and each other remains fixed. While either substituent at times may lie in the plane of the ring (equatorial) rather than above or below the plane (axial), one substituent is always above the other. In chemical structural formulas depicting such compounds, a substituent (X_1) which is "below" another substituent (X_2) will be identified as being in the alpha configuration and is identified by a broken, dashed or dotted line attachment to the carbon atom, i.e., by the symbol "- - -" or "...". The corresponding substituent attached "above" (X_2) the other (X_1) is identified as being in the beta configuration and is indicated by an unbroken line attachment to the carbon atom.

When a variable substituent is bivalent, the valences may be taken together or separately or both in the definition of the variable. For example, a variable R_i attached to a carbon atom as $-C(=R_i)-$ might be bivalent and be defined as oxo or keto (thus forming a carbonyl group $(-CO-)$ or as two separately attached monovalent variable substituents $\alpha-R_{i-j}$ and $\beta-R_{i-k}$. When a bivalent variable, R_i , is defined to consist of two monovalent variable substituents, the convention used to define the bivalent variable is of the form " $\alpha-R_{i-j}:\beta-R_{i-k}$ " or some variant thereof. In such a case both $\alpha-R_{i-j}$ and $\beta-R_{i-k}$ are attached to the carbon atom to give $-C(\alpha-R_{i-j}:$

$j)(\text{beta-R}_{i-k})-$. For example, when the bivalent variable R_6 , $-\text{C}(=\text{R}_6)-$ is defined to consist of two monovalent variable substituents, the two monovalent variable substituents are $\text{alpha-R}_{6-1}:\text{beta-R}_{6-2}$, $\text{alpha-R}_{6-9}:\text{beta-R}_{6-10}$, etc, giving $-\text{C}(\text{alpha-R}_{6-1})(\text{beta-R}_{6-2})-$, $-\text{C}(\text{alpha-R}_{6-9})(\text{beta-R}_{6-10})-$, etc. Likewise, for the bivalent variable R_{11} , $-\text{C}(=\text{R}_{11})-$, two monovalent variable substituents are $\text{alpha-R}_{11-1}:\text{beta-R}_{11-2}$. For a ring substituent for which separate alpha and beta orientations do not exist (e.g. due to the presence of a carbon carbon double bond in the ring), and for a substituent bonded to a carbon atom which is not part of a ring the above convention is still used, but the alpha and beta designations are omitted.

Just as a bivalent variable may be defined as two separate monovalent variable substituents, two separate monovalent variable substituents may be defined to be taken together to form a bivalent variable. For example, in the formula $-\text{C}_1(\text{R}_i)\text{H}-\text{C}_2(\text{R}_j)\text{H}-$ (C_1 and C_2 define arbitrarily a first and second carbon atom, respectively) R_i and R_j may be defined to be taken together to form (1) a second bond between C_1 and C_2 or (2) a bivalent group such as oxa ($-\text{O}-$) and the formula thereby describes an epoxide. When R_i and R_j are taken together to form a more complex entity, such as the group $-\text{X}-\text{Y}-$, then the orientation of the entity is such that C_1 in the above formula is bonded to X and C_2 is bonded to Y . Thus, by convention the designation "... R_i and R_j are taken together to form $-\text{CH}_2-\text{CH}_2-\text{O}-\text{CO}-$..." means a lactone in which the carbonyl is bonded to C_2 . However, when designated "... R_j and R_i are taken together to form $-\text{CO}-\text{O}-\text{CH}_2-\text{CH}_2-$ the convention means a lactone in which the carbonyl is bonded to C_1 .

The carbon atom content of variable substituents is indicated in one of two ways. The first method uses a prefix to the entire name of the variable such as " C_1-C_4 ", where both "1" and "4" are integers representing the minimum and maximum

number of carbon atoms in the variable. The prefix is separated from the variable by a space. For example, "C₁-C₄ alkyl" represents alkyl of 1 through 4 carbon atoms, (including isomeric forms thereof unless an express indication to the contrary is given). Whenever this single prefix is given, the prefix indicates the entire carbon atom content of the variable being defined. Thus C₂-C₄ alkoxy carbonyl describes a group CH₃-(CH₂)_n-O-CO- where n is zero, one or two. By the second method the carbon atom content of only each portion of the definition is indicated separately by enclosing the "C_i-C_j" designation in parentheses and placing it immediately (no intervening space) before the portion of the definition being defined. By this optional convention (C₁-C₃)alkoxy carbonyl has the same meaning as C₂-C₄ alkoxy carbonyl because the "C₁-C₃" refers only to the carbon atom content of the alkoxy group. Similarly while both C₂-C₆ alkoxy alkyl and (C₁-C₃)alkoxy(C₁-C₃)alkyl define alkoxy alkyl groups containing from 2 to 6 carbon atoms, the two definitions differ since the former definition allows either the alkoxy or alkyl portion alone to contain 4 or 5 carbon atoms while the latter definition limits either of these groups to 3 carbon atoms.

When the claims contain a fairly complex (cyclic) substituent, at the end of the phrase naming/designating that particular substituent will be a notation in (parentheses) which will correspond to the same name/designation in one of the CHARTS which will also set forth the chemical structural formula of that particular substituent.

Definitions

- 30 All temperatures are in degrees Celsius.
HPLC refers to high pressure liquid chromatography.
BOC refers to 1,1-dimethylethoxy carbonyl or t-butoxycarbonyl, -CO-O-C(CH₃)₃.

Saline refers to an aqueous saturated sodium chloride solution.

Chromatography (column and flash chromatography) refers to purification/separation of compounds expressed as (support,
5 eluent). It is understood that the appropriate fractions are pooled and concentrated to give the desired compound(s).

APP, amyloid precursor protein, is defined as any APP polypeptide, including APP variants, mutations, and isoforms, for example, as disclosed in U.S. Patent No. 5,766,846.

10 A beta, amyloid beta peptide, is defined as any peptide resulting from beta-secretase mediated cleavage of APP, including peptides of 39, 40, 41, 42, and 43 amino acids, and extending from the beta-secretase cleavage site to amino acids 39, 40, 41, 42, or 43.

15 Beta-secretase (BACE1, Asp2, Memapsin 2) is an aspartyl protease that mediates cleavage of APP at the amino-terminal edge of A beta. Human beta-secretase is described, for example, in W000/17369.

20 Pharmaceutically acceptable refers to those properties and/or substances that are acceptable to the patient from a pharmacological/toxicological point of view and to the manufacturing pharmaceutical chemist from a physical/chemical point of view regarding composition, formulation, stability, patient acceptance and bioavailability.

25 A therapeutically effective amount is defined as an amount effective to reduce or lessen at least one symptom of the disease being treated or to reduce or delay onset of one or more clinical markers or symptoms of the disease.

30 "Protecting group" refers to *t*-butoxycarbonyl, benzyloxycarbonyl, formyl, trityl, phthalimido, trichloroacetyl, chloroacetyl, bromoacetyl, iodoacetyl, 4-phenylbenzyloxycarbonyl, 2-methylbenzyloxycarbonyl, 4-ethoxybenzyloxycarbonyl, 4-fluorobenzyloxycarbonyl, 4-chlorobenzyloxycarbonyl, 3-chlorobenzyloxycarbonyl, 2-

chlorobenzyloxycarbonyl, 2,4-dichlorobenzyloxycarbonyl, 4-bromobenzyloxycarbonyl, 3-bromobenzyloxycarbonyl, 4-nitrobenzyloxycarbonyl, 4-cyanobenzyloxycarbonyl, 2-(4-xenyl)isopropoxycarbonyl, 1,1-diphenyleth-1-yloxycarbonyl, 1,1-diphenylprop-1-yloxycarbonyl, 2-phenylprop-2-yloxycarbonyl, 2-(p-toluy)prop-2-yloxycarbonyl, cyclopentanyloxycarbonyl, 1-methylcyclopentanyloxycarbonyl, cyclohexanyloxycarbonyl, 1-methylcyclohexanyloxycarbonyl, 2-methylcyclohexanyloxycarbonyl, 2-(4-toluy)sulfonyl)ethoxycarbonyl, 2-(methy)sulfonyl)ethoxycarbonyl, 2-(triphenylphosphino)ethoxycarbonyl, fluorenylmethoxycarbonyl, 2-(trimethylsilyl)ethoxycarbonyl, allyloxycarbonyl, 1-(trimethylsilylmethyl)prop-1-enyloxycarbonyl, 5-benzisoxalylmethoxycarbonyl, 4-acetoxybenzyloxycarbonyl, 2,2,2-trichloroethoxycarbonyl, 2-ethynyl-2-propoxycarbonyl, cyclopropylmethoxycarbonyl, 4-(decyloxyl)benzyloxycarbonyl, isobronnyloxycarbonyl and 1-piperidyloxycarbonyl, 9-fluorenylmethyl carbonate,

-CH-CH=CH₂ and phenyl-C(=N-)-H, and other amine protecting groups known in the art.

By "alkyl" and "C₁-C₆ alkyl" in the present invention is meant straight or branched chain alkyl groups having 1-6 carbon atoms, such as, methyl, ethyl, propyl, isopropyl, n-butyl, sec-butyl, tert-butyl, pentyl, 2-pentyl, isopentyl, neopentyl, hexyl, 2-hexyl, 3-hexyl, and 3-methylpentyl. It is understood that in cases where an alkyl chain of a substituent (e.g. of an alkyl, alkoxy or alkenyl group) is shorter or longer than 6 carbons, it will be so indicated in the second "C" as, for example, "C₁-C₁₀" indicates a maximum of 10 carbons.

By "alkoxy" and "C₁-C₆ alkoxy" in the present invention is meant straight or branched chain alkyl groups having 1-6 carbon atoms, attached through at least one divalent oxygen atom, such as, for example, methoxy, ethoxy, propoxy, isopropoxy, n-

butoxy, sec-butoxy, tert-butoxy, pentoxy, isopentoxy, neopentoxy, hexoxy, and 3-methylpentoxy.

By the term "halogen" in the present invention is meant fluorine, bromine, chlorine, and iodine.

5 "Alkenyl" and "C₂-C₆ alkenyl" means straight and branched hydrocarbon radicals having from 2 to 6 carbon atoms and from one to three double bonds and includes, for example, ethenyl, propenyl, 1-but-3-enyl, 1-pent-3-enyl, 1-hex-5-enyl and the like.

10 "Alkynyl" and "C₂-C₆ alkynyl" means straight and branched hydrocarbon radicals having from 2 to 6 carbon atoms and one or two triple bonds and includes ethynyl, propynyl, butynyl, pentyn-2-yl and the like.

As used herein, the term "cycloalkyl" refers to saturated
15 carbocyclic radicals having three to twelve carbon atoms. The cycloalkyl can be monocyclic, or a polycyclic fused system. Examples of such radicals include cyclopropyl, cyclobutyl, cyclopentyl, cyclohexyl and cycloheptyl. The cycloalkyl groups herein are unsubstituted or, as specified, substituted in one
20 or more substitutable positions with various groups. For example, such cycloalkyl groups may be optionally substituted with C₁-C₆ alkyl, C₁-C₆ alkoxy, halogen, hydroxy, cyano, nitro, amino, mono(C₁-C₆)alkylamino, di(C₁-C₆)alkylamino, C₂-C₆alkenyl, C₂-C₆alkynyl, C₁-C₆ haloalkyl, C₁-C₆ haloalkoxy, amino(C₁-
25 C₆)alkyl, mono(C₁-C₆)alkylamino(C₁-C₆)alkyl or di(C₁-C₆)alkylamino(C₁-C₆)alkyl.

By "aryl" is meant an aromatic carbocyclic group having a single ring (e.g., phenyl), multiple rings (e.g., biphenyl), or multiple condensed rings in which at least one is aromatic,
30 (e.g., 1,2,3,4-tetrahydronaphthyl, naphthyl), which is optionally mono-, di-, or trisubstituted. Preferred aryl groups of the present invention are phenyl, 1-naphthyl, 2-naphthyl, indanyl, indenyl, dihydronaphthyl, tetralinyl or 6,7,8,9-tetrahydro-5H-benzo[a]cycloheptenyl. The aryl groups

herein are unsubstituted or, as specified, substituted in one or more substitutable positions with various groups. For example, such aryl groups may be optionally substituted with, for example, C₁-C₆ alkyl, C₁-C₆ alkoxy, halogen, hydroxy, cyano, nitro, amino, mono(C₁-C₆)alkylamino, di(C₁-C₆)alkylamino, C₂-C₆alkenyl, C₂-C₆alkynyl, C₁-C₆ haloalkyl, C₁-C₆ haloalkoxy, amino(C₁-C₆)alkyl, mono(C₁-C₆)alkylamino(C₁-C₆)alkyl, di(C₁-C₆)alkylamino(C₁-C₆)alkyl, -COOH, -C(=O)O(C₁-C₆ alkyl), -C(=O)NH₂, -C(=O)N(mono- or di-C₁-C₆ alkyl), -S(C₁-C₆ alkyl), -SO₂(C₁-C₆ alkyl), -O-C(=O)(C₁-C₆ alkyl), -NH-C(=O)-(C₁-C₆ alkyl), -N(C₁-C₆ alkyl)-C(=O)-(C₁-C₆ alkyl), -NH-SO₂-(C₁-C₆ alkyl), -N(C₁-C₆ alkyl)-SO₂-(C₁-C₆ alkyl), -NH-C(=O)NH₂, -NH-C(=O)N(mono- or di-C₁-C₆ alkyl), -NH(C₁-C₆ alkyl)-C(=O)-NH₂ or -NH(C₁-C₆ alkyl)-C(=O)-N-(mono- or di-C₁-C₆ alkyl).

By "heteroaryl" is meant one or more aromatic ring systems of 5-, 6-, or 7-membered rings which includes fused ring systems of 9-11 atoms containing at least one and up to four heteroatoms selected from nitrogen, oxygen, or sulfur. Preferred heteroaryl groups of the present invention include pyridinyl, pyrimidinyl, quinolinyl, benzothienyl, indolyl, indolinyl, pyridazinyl, pyrazinyl, isoindolyl, isoquinolyl, quinazolinyl, quinoxalinyl, phthalazinyl, imidazolyl, isoxazolyl, pyrazolyl, oxazolyl, thiazolyl, indolizinyl, indazolyl, benzothiazolyl, benzimidazolyl, benzofuranyl, furanyl, thienyl, pyrrolyl, oxadiazolyl, thiadiazolyl, triazolyl, tetrazolyl, oxazolopyridinyl, imidazopyridinyl, isothiazolyl, naphthyridinyl, cinnolinyl, carbazolyl, beta-carbolinyl, isochromanlyl, chromanyl, tetrahydroisoquinolinyl, isoindolinyl, isobenzotetrahydrofuranyl, isobenzotetrahydrothienyl, isobenzothienyl, benzoxazolyl, pyridopyridinyl, benzotetrahydrofuranyl, benzotetrahydrothienyl, purinyl, benzodioxolyl, triazinyl, phenoxazinyl, phenothiazinyl, pteridinyl, benzothiazolyl, imidazopyridinyl, imidazothiazolyl, dihydrobenzisoxazinyl, benzisoxazinyl,

benzoxazinyl, dihydrobenzothiazinyl, benzopyranyl,
 benzothiopyranyl, coumarinyl, isocoumarinyl, chromonyl,
 chromanonyl, pyridinyl-N-oxide, tetrahydroquinolinyl,
 dihydroquinolinyl, dihydroquinolinonyl, dihydroisoquinolinonyl,
 5 dihydrocoumarinyl, dihydroisocoumarinyl, isoindolinonyl,
 benzodioxanyl, benzoxazolinonyl, pyrrolyl N-oxide,, pyrimidinyl
 N-oxide, pyridazinyl N-oxide, pyrazinyl N-oxide, quinolinyl N-
 oxide, indolyl N-oxide, indolinyl N-oxide, isoquinolyl N-oxide,
 quinazolinyl N-oxide, quinoxalinyl N-oxide, phthalazinyl N-
 10 oxide, imidazolyl N-oxide, isoxazolyl N-oxide, oxazolyl N-
 oxide, thiazolyl N-oxide, indolizinyll N-oxide, indazolyl N-
 oxide, benzothiazolyl N-oxide, benzimidazolyl N-oxide, pyrrolyl
 N-oxide, oxadiazolyl N-oxide, thiadiazolyl N-oxide, triazolyl
 N-oxide, tetrazolyl N-oxide, benzothiopyranyl S-oxide,
 15 benzothiopyranyl S,S-dioxide. The heteroaryl groups herein are
 unsubstituted or, as specified, substituted in one or more
 substitutable positions with various groups. For example, such
 heteroaryl groups may be optionally substituted with C₁-C₆
 alkyl, C₁-C₆ alkoxy, halogen, hydroxy, cyano, nitro, amino,
 20 mono(C₁-C₆)alkylamino, di(C₁-C₆)alkylamino, C₂-C₆alkenyl, C₂-
 C₆alkynyl, C₁-C₆ haloalkyl, C₁-C₆ haloalkoxy, amino(C₁-C₆)alkyl,
 mono(C₁-C₆)alkylamino(C₁-C₆)alkyl or di(C₁-C₆)alkylamino(C₁-
 C₆)alkyl, -COOH, -C(=O)O(C₁-C₆ alkyl), -C(=O)NH₂, -C(=O)N(mono-
 or di-C₁-C₆ alkyl), -S(C₁-C₆ alkyl), -SO₂(C₁-C₆ alkyl), -O-
 25 C(=O)(C₁-C₆ alkyl), -NH-C(=O)-(C₁-C₆ alkyl), -N(C₁-C₆ alkyl)-
 C(=O)-(C₁-C₆ alkyl), -NH-SO₂-(C₁-C₆ alkyl), -N(C₁-C₆ alkyl)-SO₂-
 (C₁-C₆ alkyl), -NH-C(=O)NH₂, -NH-C(=O)N(mono- or di-C₁-C₆
 alkyl), -NH(C₁-C₆ alkyl)-C(=O)-NH₂ or -NH(C₁-C₆ alkyl)-C(=O)-N-
 (mono- or di-C₁-C₆ alkyl).

30 By "heterocycle", "heterocycloalkyl" or "heterocyclyl" is
 meant one or more carbocyclic ring systems of 3-, 4-, 5-, 6-,
 or 7-membered rings which includes fused ring systems of 9-11
 atoms containing at least one and up to four heteroatoms
 selected from nitrogen, oxygen, or sulfur. Preferred

heterocycles of the present invention include morpholinyl, thiomorpholinyl, thiomorpholinyl S-oxide, thiomorpholinyl S,S-dioxide, piperazinyl, homopiperazinyl, pyrrolidinyl, pyrrolidinonyl, pyrrolinyl, tetrahydropyranyl, piperidinyl, piperidinonyl, tetrahydrofuranyl, tetrahydrothienyl, homopiperidinyl, homomorpholinyl, homothiomorpholinyl, homothiomorpholinyl S,S-dioxide, oxazolidinonyl, dihydropyrazolyl, dihydropyrrolyl, dihydropyrazinyl, dihydropyridinyl, dihydropyrimidinyl, dihydrofuryl, dihydropyranyl, azepanyl, diazepanyl, tetrahydrothienyl S-oxide, tetrahydrothienyl S,S-dioxide and homothiomorpholinyl S-oxide. The heterocycle groups herein maybe unsubstituted or, as specified, substituted in one or more substitutable positions with various groups. For example, such heterocycle groups may be optionally substituted with C₁-C₆ alkyl, C₁-C₆ alkoxy, halogen, hydroxy, cyano, nitro, amino, mono(C₁-C₆)alkylamino, di(C₁-C₆)alkylamino, C₂-C₆alkenyl, C₂-C₆alkynyl, C₁-C₆ haloalkyl, C₁-C₆ haloalkoxy, amino(C₁-C₆)alkyl, mono(C₁-C₆)alkylamino(C₁-C₆)alkyl, di(C₁-C₆)alkylamino(C₁-C₆)alkyl or =O.

It should be noted that, as used in this specification and the appended claims, the singular forms "a," "an," and "the" include plural referents unless the content clearly dictates otherwise. Thus, for example, reference to a composition containing "a compound" includes a mixture of two or more compounds. It should also be noted that the term "or" is generally employed in its sense including "and/or" unless the content clearly dictates otherwise.

Unless defined otherwise, all scientific and technical terms used herein have the same meaning as commonly understood by one of skill in the art to which this invention belongs.

All patents and publications referred to herein are hereby incorporated by reference for all purposes.

Structures were named using Name Pro IUPAC Naming Software, version 5.09, available from Advanced Chemical

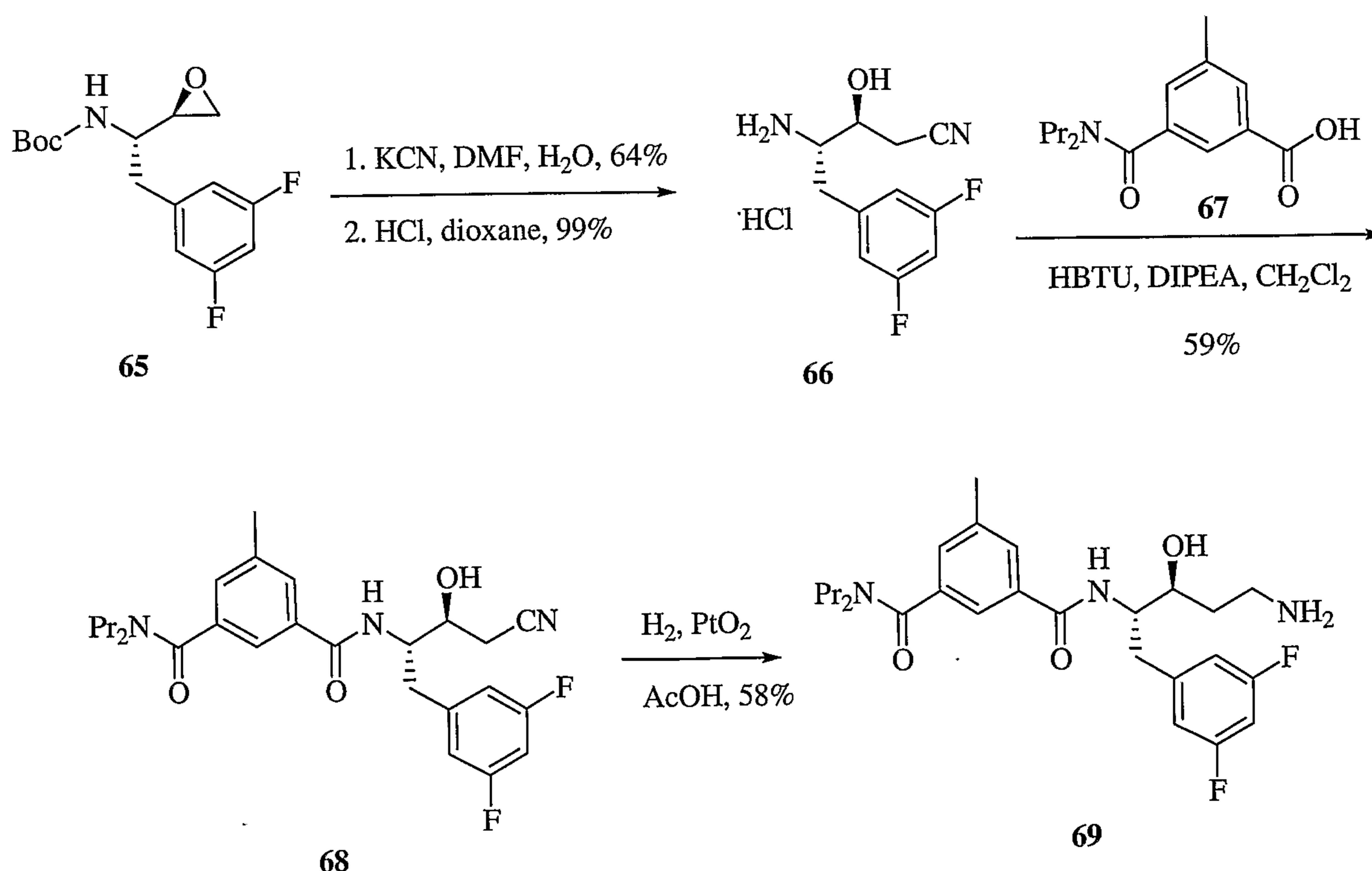
Development, Inc., 90 Adelaide Street West, Toronto, Ontario, M5H 3V9, Canada.

The invention may be better understood with reference to the following examples. These examples are intended to be representative of specific embodiments of the invention, and are not intended as limiting the scope of the invention.

CHEMISTRY EXAMPLES

EXAMPLE 1. Synthesis of 5-amino-1,2,4,5-tetrahydroxy-1-(3,5-difluorophenyl)-2-({3-[(dipropylamino)carbonyl]-5-methylbenzoyl}amino)-L-threo-pentitol (69).

Treatment of epoxide **65** with potassium cyanide followed by the removal of the Boc group afforded amine **66** (Scheme below). Coupling of acid **67** and amine **66** in the presence of HBTU provided **68**, which was hydrogenated to provide ALB 9218 (**69**). This compound was shipped to Pharmacia Corporation on January 22, 2002.



Step 1: To a stirred solution of epoxide **65** (2.01 g, 6.7 mmol) in *N,N*-dimethylformamide (20 mL) was added potassium cyanide (660 mg, 10.0 mmol) and water (2 mL). The reaction mixture was stirred at room temperature for 20 h and then
5 quenched with 1 N KH_2PO_4 (20 mL). The mixture was extracted with ethyl acetate (3 x 50 mL). The combined extracts were washed with saturated sodium chloride, dried (sodium sulfate), filtered, and concentrated under reduced pressure. Purification by flash column chromatography (silica gel, 3:1
10 hexanes/ethyl acetate) provided cyanohydroxy compound (1.4 g, 64%): ^1H NMR (300 MHz, CD_3OD) δ 6.87 (d, $J = 9$ Hz, 2H), 6.76 (t, $J = 9$ Hz, 1H), 3.94-3.89 (m, 1H), 3.79-3.74 (m, 1H), 2.91-2.72 (m, 2H), 2.64-2.48 (m, 2H), 1.34 (s, 9H).

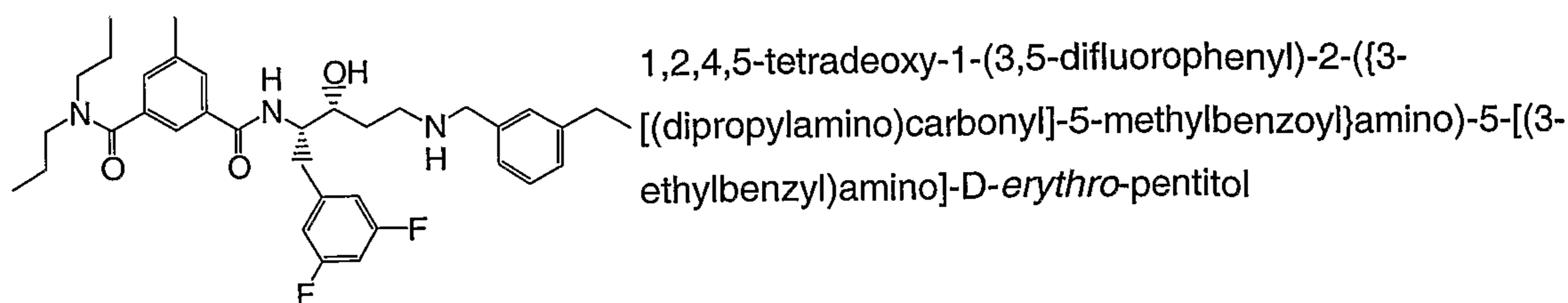
Step 2: To a stirred solution of the Boc-protected amine
15 from step 1 (400 mg, 1.23 mmol) in dioxane (2 mL) was added hydrochloric acid (3 mL of a 4.0 M solution in dioxane, 12 mmol) in dioxane. The reaction mixture was stirred at room temperature for 4 h and then diluted with ethyl ether (50 mL). The resulting precipitate was collected by filtration to
20 provide amine hydrochloride **66** (324 mg, 99%): ^1H NMR (300 MHz, CD_3OD) δ 6.98-6.89 (m, 3H), 3.97-3.93 (m, 1H), 3.54-3.49 (m, 1H), 3.13-3.06 (m, 1H), 2.97-2.89 (m, 1H), 2.79 (d, $J = 6$ Hz, 2H).

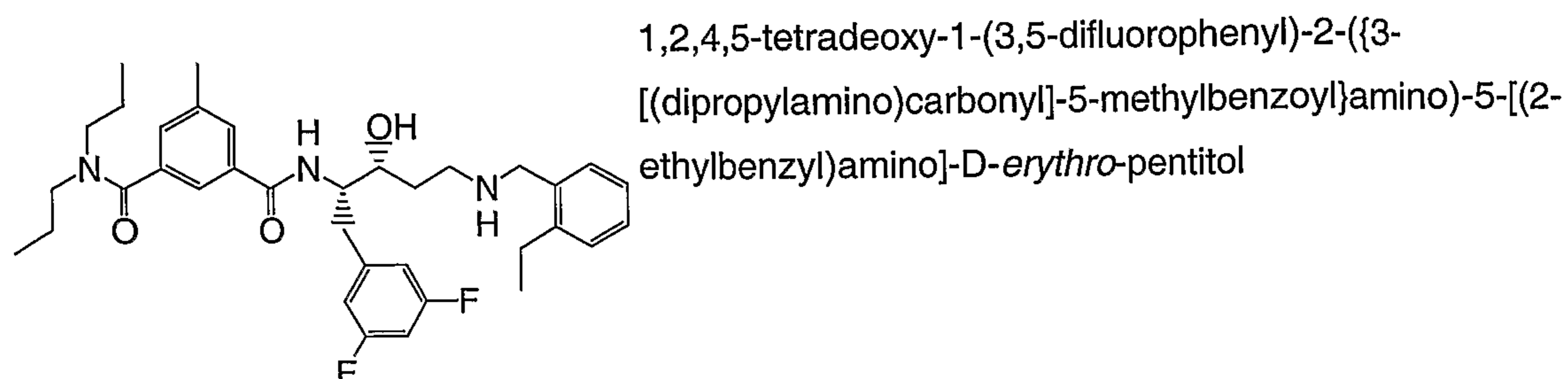
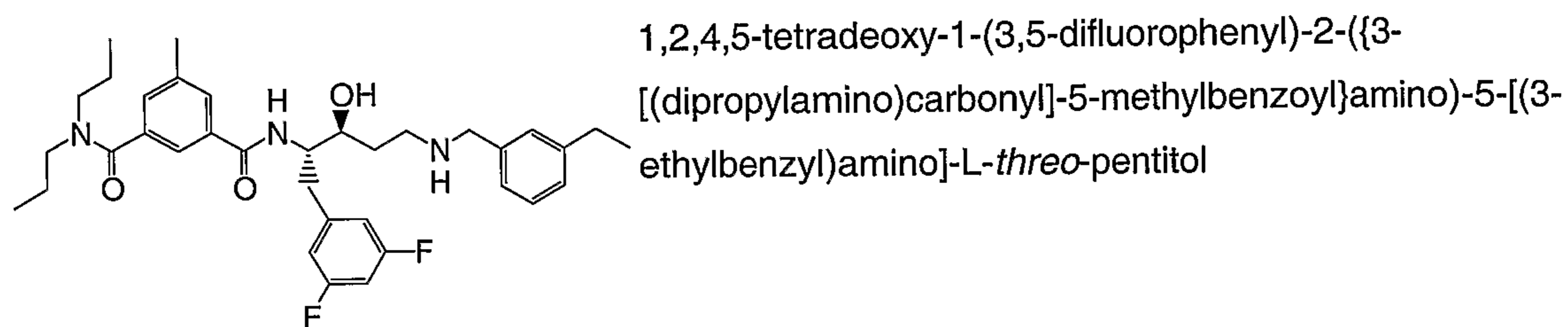
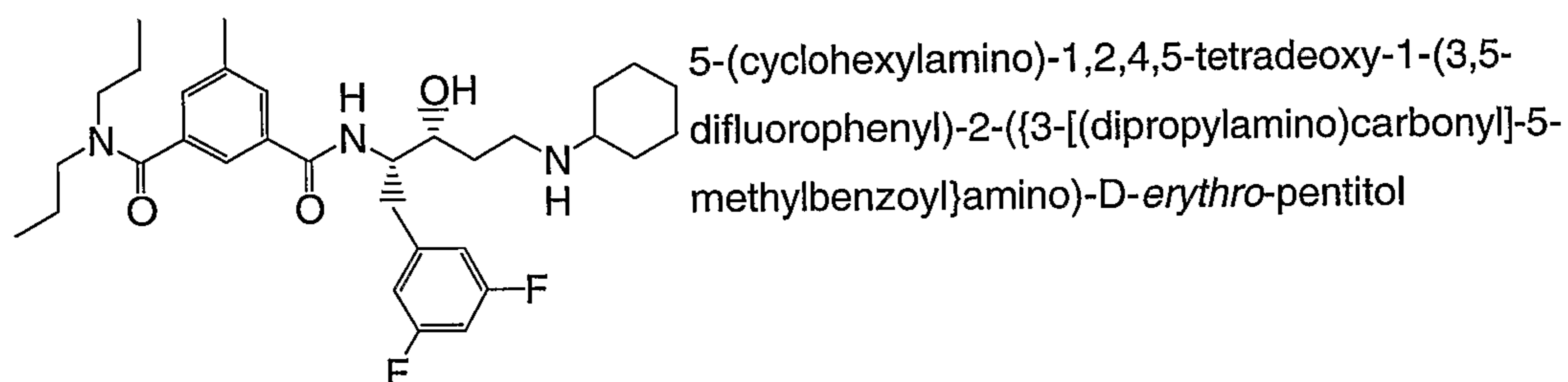
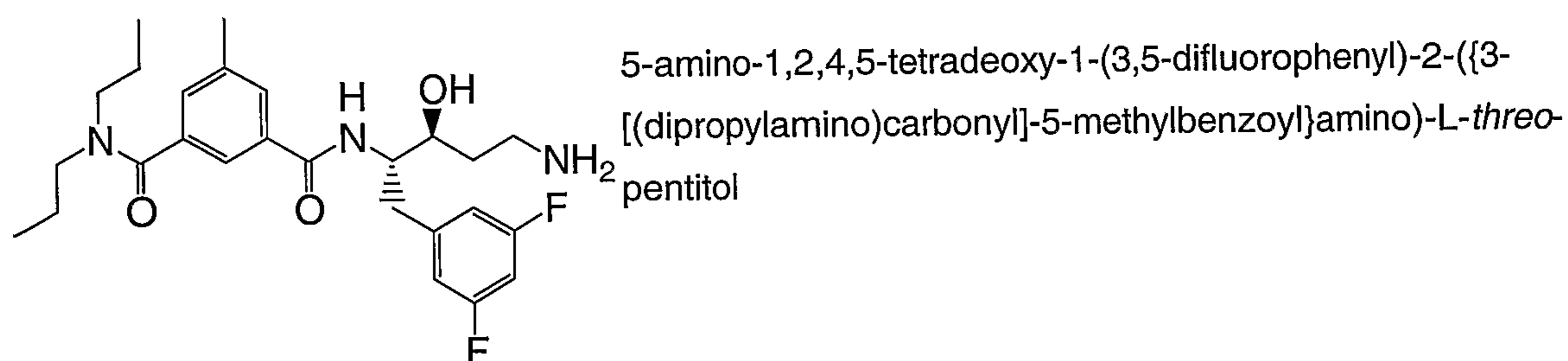
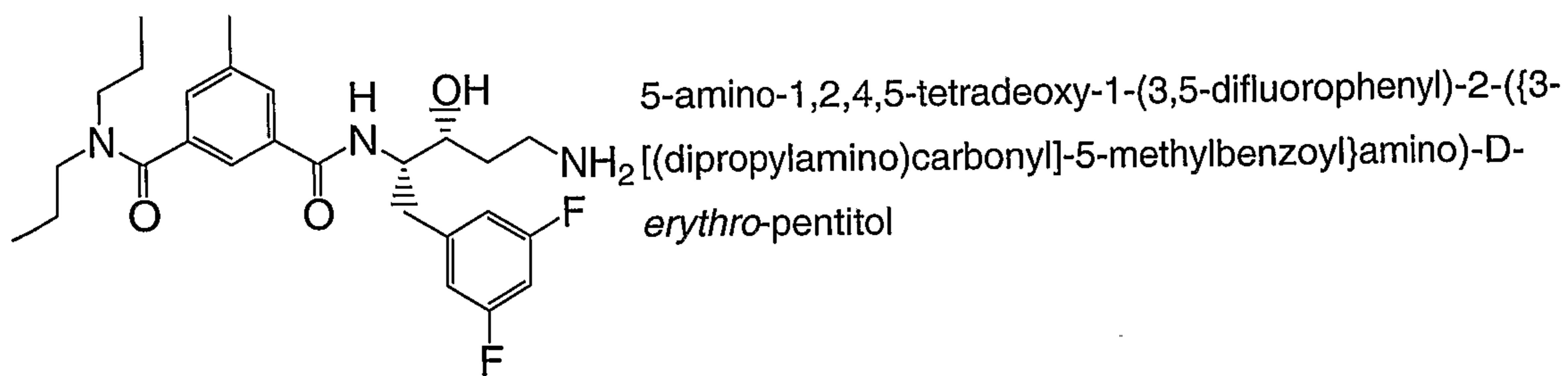
Step 3: To a stirred solution of acid **67** (324 mg, 1.23
25 mmol), diisopropylethylamine (168 mg, 1.3 mmol), and HBTU (512 mg, 1.35 mmol) in methylene chloride (8 mL) was added a mixture of **66** (324 mg, 1.3 mmol) and diisopropylethylamine (168 mg, 1.3 mmol) in methylene chloride (8 mL). The reaction mixture was stirred at room temperature for 16 h and concentrated under
30 reduced pressure. The residue was diluted with ethyl acetate (50 mL), washed with saturated sodium bicarbonate, saturated sodium chloride, dried (sodium sulfate), filtered, and concentrated under reduced pressure. Purification by flash column chromatography (silica gel, 3:97 methanol/methylene

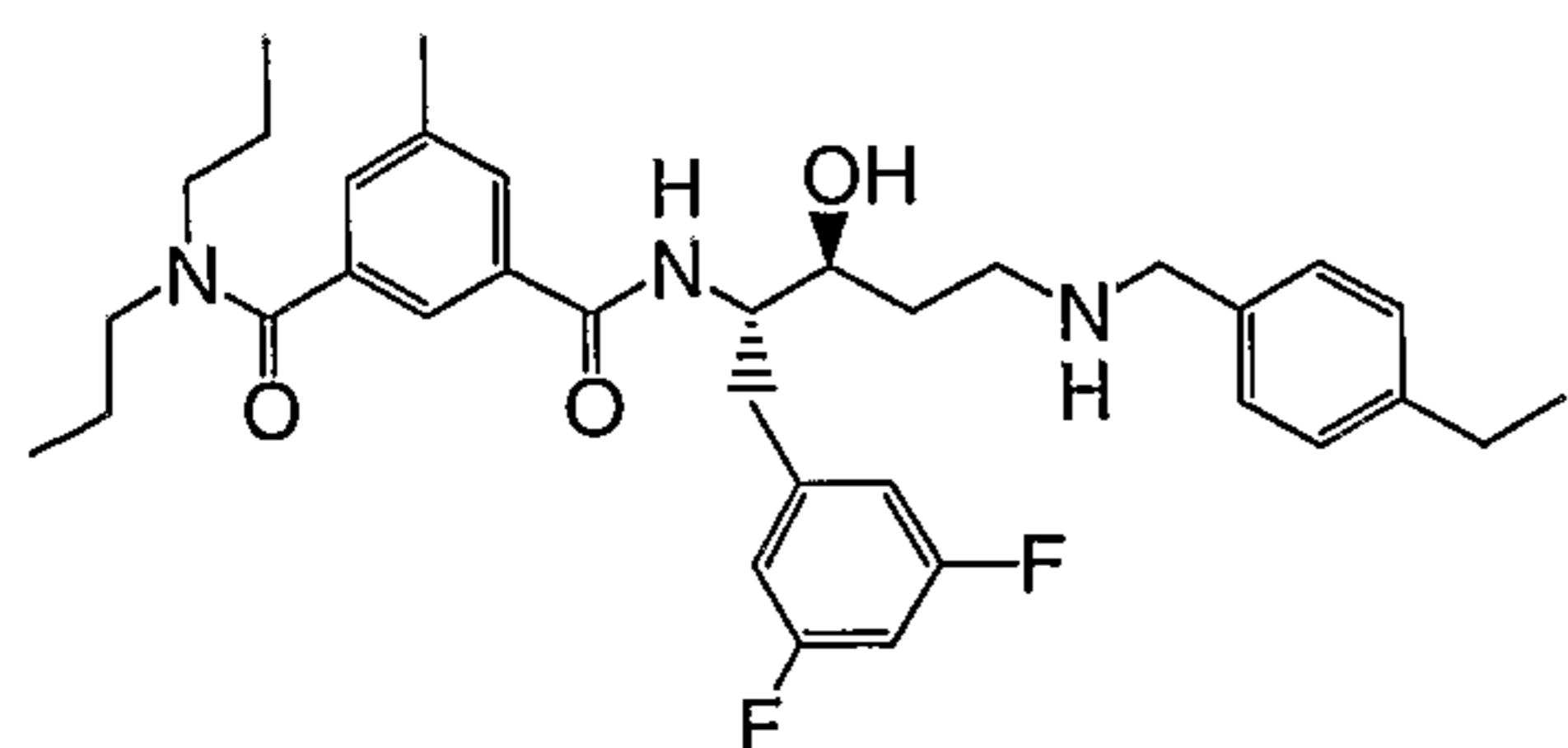
chloride) provided **68** (340 mg, 59%) as a white solid: ^1H NMR (300 MHz, CDCl_3) δ 7.59 (s, 1H), 7.45 (s, 1H), 7.37 (d, $J = 9$ Hz, 1H), 7.23 (s, 1H), 6.80–6.78 (m, 2H), 6.68–6.61 (m, 1H), 5.17 (d, $J = 7$ Hz, 1H), 4.27–4.22 (m, 1H), 3.99–3.93 (m, 1H), 3.47–3.46 (m, 2H), 3.15–3.10 (m, 2H), 3.03–2.89 (m, 2H), 2.50 (d, $J = 6$ Hz, 2H), 2.36 (s, 3H), 1.71 (m, 2H), 1.51 (m, 2H), 0.99 (t, $J = 7$ Hz, 3H), 0.74 (t, $J = 7$ Hz, 3H).

Step 4: A mixture of cyano compound **68** (340 mg, 0.72 mmol) and platinum oxide (50 mg) in acetic acid (10 mL) was subjected to an atmosphere of hydrogen at 50 psi for 20 h. The mixture was filtered through diatomaceous earth and washed with methanol, and the filtrate was concentrated under reduced pressure. Purification by flash column chromatography (silica, 10:90 methanol/methylene chloride) provided ALB 9218 (**69**) (200 mg, 58%) as a white solid: mp 61–72 °C; IR (ATR) 2935, 2874, 1622, 1593, 983 cm^{-1} ; ^1H NMR (500 MHz, CD_3OD) δ 7.64 (s, 1H), 7.47 (s, 1H), 7.32 (s, 1H), 6.92–6.90 (m, 2H), 6.75–6.71 (m, 1H), 4.32 (m, 1H), 3.82 (m, 1H), 3.45 (m, 2H), 3.42 (s, 1H), 3.16 (m, 2H), 3.05–2.90 (m, 2H), 2.80–2.77 (m, 2H), 2.42 (s, 3H), 1.72–1.70 (m, 2H), 1.66–1.64 (m, 2H), 1.54–1.52 (m, 2H), 0.99 (t, $J = 7$ Hz, 3H), 0.71 (t, $J = 7$ Hz, 3H); APCI MS m/z 476 $[\text{M} + \text{H}]^+$; HPLC: Method B, 6.06 min (98.0%, AUC). Anal. Calcd for $\text{C}_{26}\text{H}_{35}\text{F}_2\text{N}_3\text{O}_3$: C, 65.65; H, 7.42; N, 8.84. Found: C, 65.69; H, 7.42; N, 8.68.

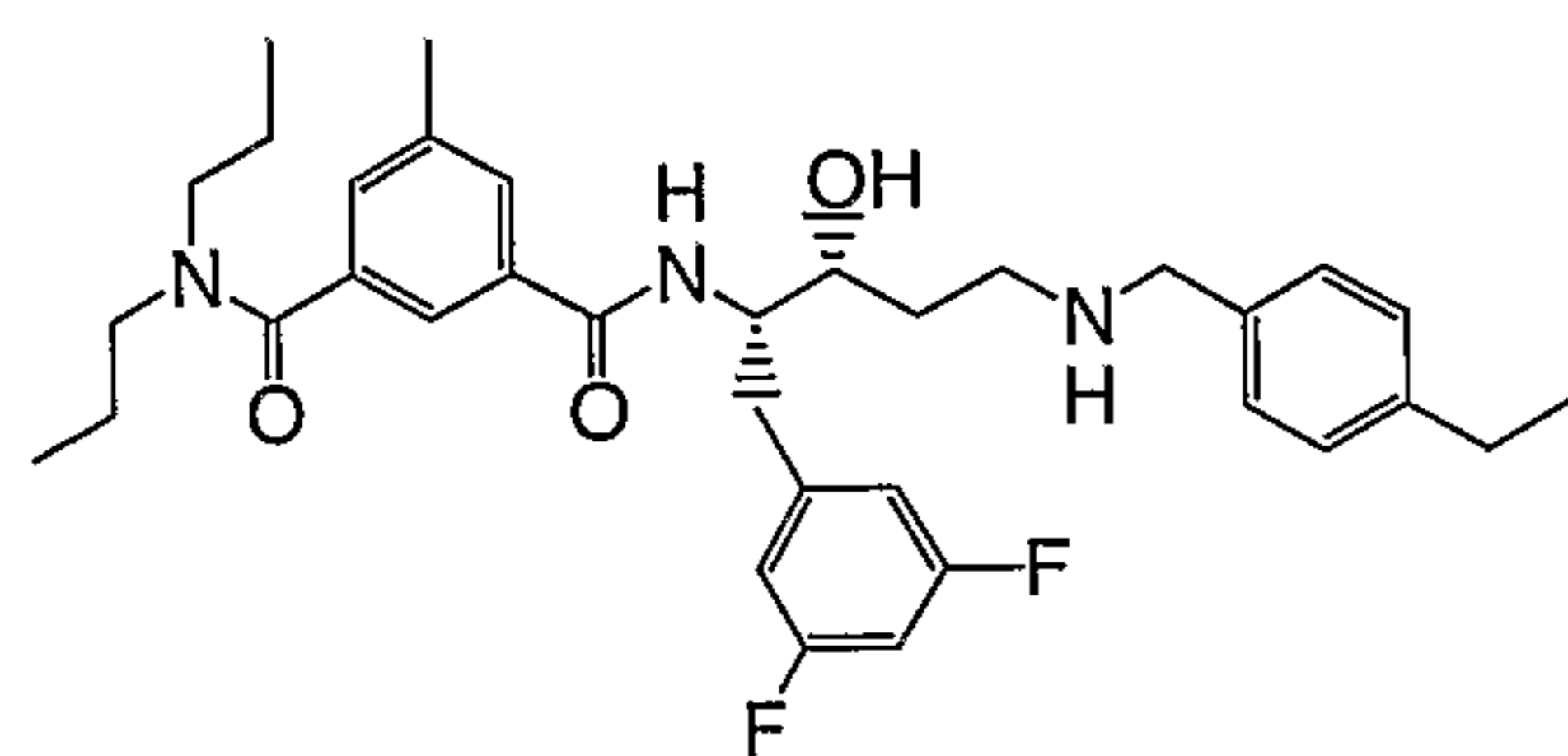
The following compounds are prepared essentially according to the procedures described in the schemes, charts, examples and preparations set forth herein.



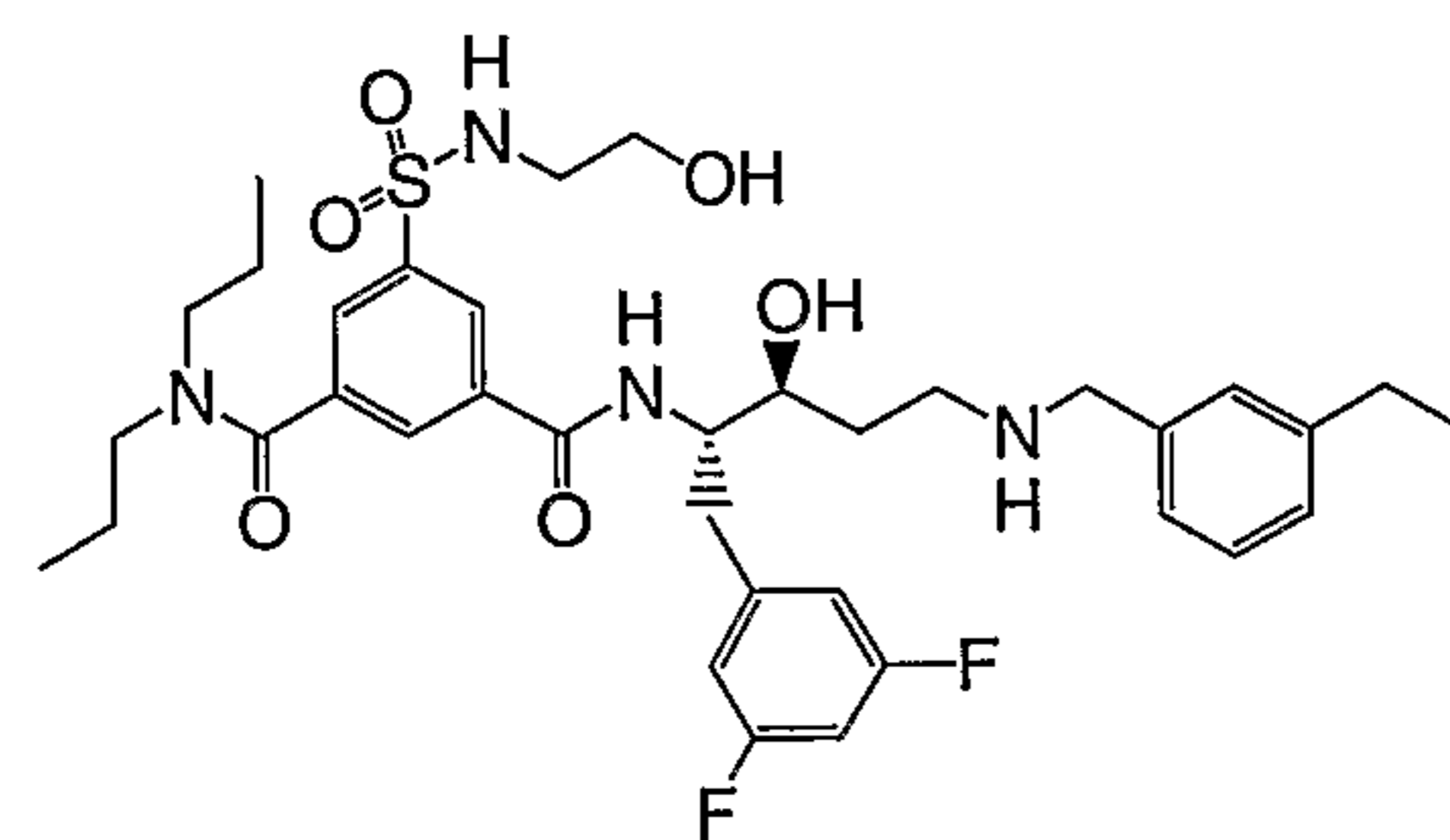




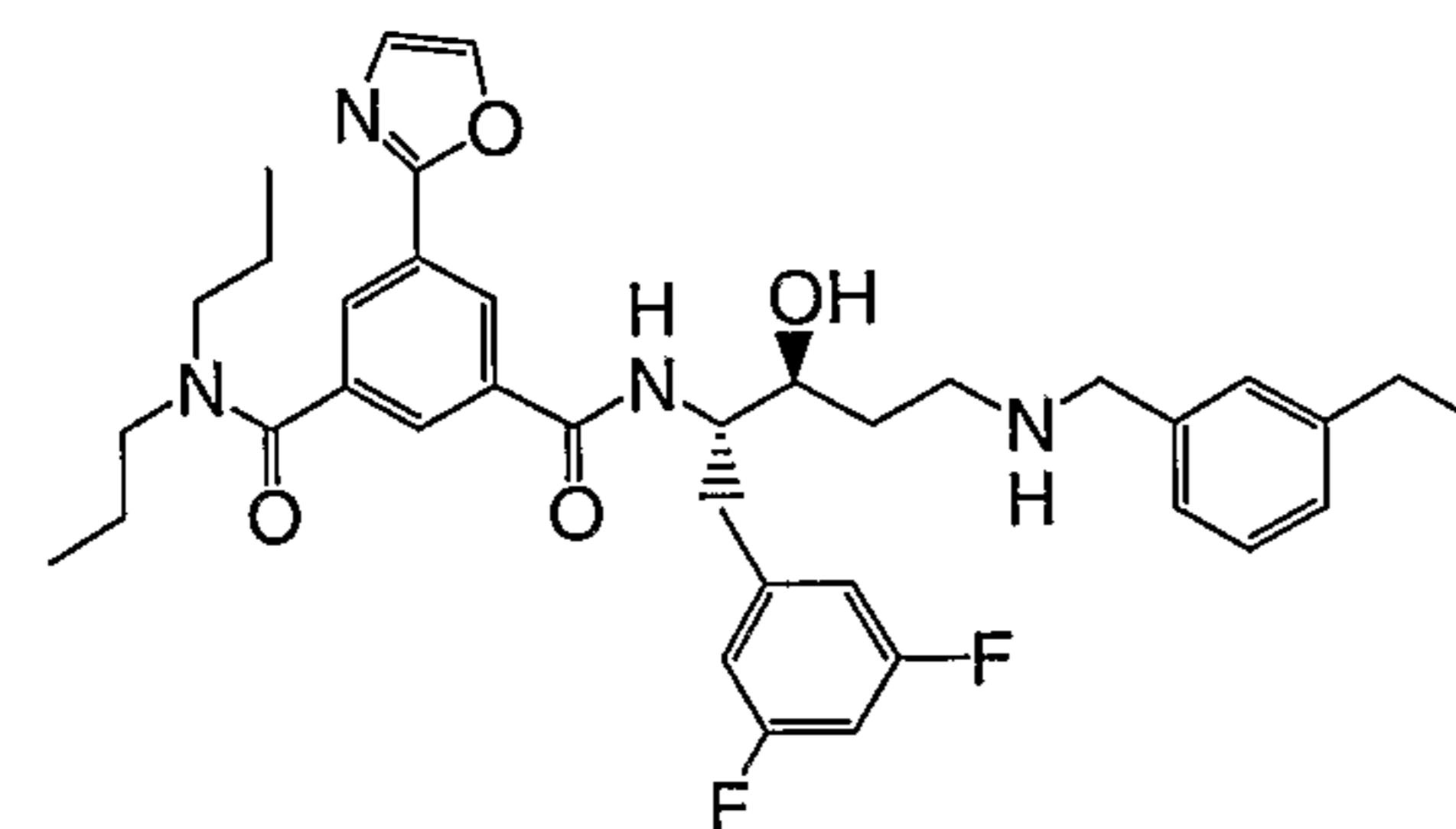
1,2,4,5-tetradeoxy-1-(3,5-difluorophenyl)-2-({3-[(dipropylamino)carbonyl]-5-methylbenzoyl}amino)-5-[(4-ethylbenzyl)amino]-L-*threo*-pentitol



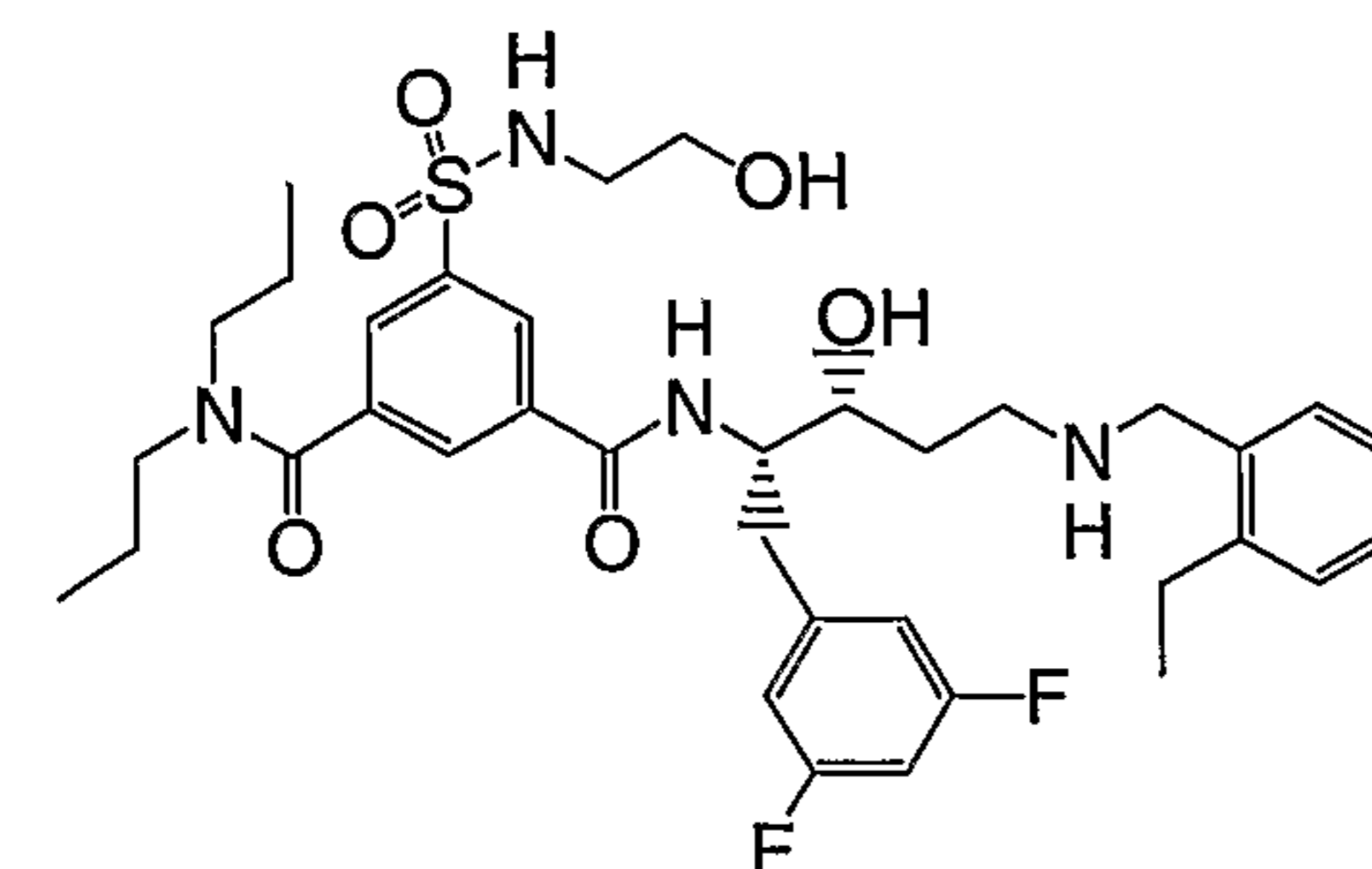
1,2,4,5-tetradeoxy-1-(3,5-difluorophenyl)-2-({3-[(dipropylamino)carbonyl]-5-methylbenzoyl}amino)-5-[(4-ethylbenzyl)amino]-D-*erythro*-pentitol



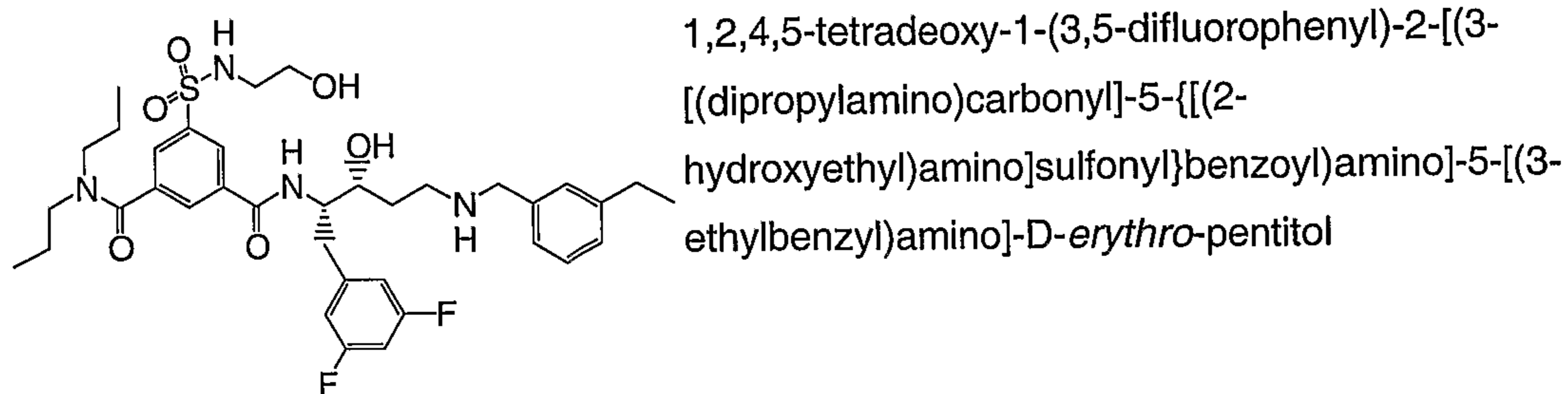
1,2,4,5-tetradeoxy-1-(3,5-difluorophenyl)-2-[(3-[(dipropylamino)carbonyl]-5-[(2-hydroxyethyl)amino]sulfonyl}benzoyl)amino]-5-[(3-ethylbenzyl)amino]-L-*threo*-pentitol



1,2,4,5-tetradeoxy-1-(3,5-difluorophenyl)-2-[(3-[(dipropylamino)carbonyl]-5-(1,3-oxazol-2-yl)benzoyl]amino)-5-[(3-ethylbenzyl)amino]-L-*threo*-pentitol



1,2,4,5-tetradeoxy-1-(3,5-difluorophenyl)-2-[(3-[(dipropylamino)carbonyl]-5-[(2-hydroxyethyl)amino]sulfonyl}benzoyl)amino]-5-[(2-ethylbenzyl)amino]-D-*erythro*-pentitol



BIOLOGY EXAMPLES

Example A

5 Enzyme Inhibition Assay

The compounds of the invention are analyzed for inhibitory activity by use of the MBP-C125 assay. This assay determines the relative inhibition of beta-secretase cleavage of a model APP substrate, MBP-C125SW, by the compounds assayed as compared
10 with an untreated control. A detailed description of the assay parameters can be found, for example, in U.S. Patent No. 5,942,400. Briefly, the substrate is a fusion peptide formed of maltose binding protein (MBP) and the carboxy terminal 125 amino acids of APP-SW, the Swedish mutation. The beta-
15 secretase enzyme is derived from human brain tissue as described in Sinha et al, 1999, *Nature* 40:537-540) or recombinantly produced as the full-length enzyme (amino acids 1-501), and can be prepared, for example, from 293 cells expressing the recombinant cDNA, as described in W000/47618.

20 Inhibition of the enzyme is analyzed, for example, by immunoassay of the enzyme's cleavage products. One exemplary ELISA uses an anti-MBP capture antibody that is deposited on precoated and blocked 96-well high binding plates, followed by incubation with diluted enzyme reaction supernatant, incubation
25 with a specific reporter antibody, for example, biotinylated anti-SW192 reporter antibody, and further incubation with streptavidin/alkaline phosphatase. In the assay, cleavage of the intact MBP-C125SW fusion protein results in the generation

of a truncated amino-terminal fragment, exposing a new SW-192 antibody-positive epitope at the carboxy terminus. Detection is effected by a fluorescent substrate signal on cleavage by the phosphatase. ELISA only detects cleavage following Leu 596
5 at the substrate's APP-SW 751 mutation site.

Specific Assay Procedure:

Compounds are diluted in a 1:1 dilution series to a six-point concentration curve (two wells per concentration) in one
10 96-plate row per compound tested. Each of the test compounds is prepared in DMSO to make up a 10 millimolar stock solution. The stock solution is serially diluted in DMSO to obtain a final compound concentration of 200 micromolar at the high point of a 6-point dilution curve. Ten (10) microliters of
15 each dilution is added to each of two wells on row C of a corresponding V-bottom plate to which 190 microliters of 52 millimolar NaOAc, 7.9% DMSO, pH 4.5 are pre-added. The NaOAc diluted compound plate is spun down to pellet precipitant and 20 microliters/well is transferred to a corresponding flat-
20 bottom plate to which 30 microliters of ice-cold enzyme-substrate mixture (2.5 microliters MBP-C125SW substrate, 0.03 microliters enzyme and 24.5 microliters ice cold 0.09% TX100 per 30 microliters) is added. The final reaction mixture of 200 micromolar compound at the highest curve point is in 5%
25 DMSO, 20 millimolar NaOAc, 0.06% TX100, at pH 4.5.

Warming the plates to 37 degrees C starts the enzyme reaction. After 90 minutes at 37 degrees C, 200 microliters/well cold specimen diluent is added to stop the reaction and 20 microliters/well was transferred to a
30 corresponding anti-MBP antibody coated ELISA plate for capture, containing 80 microliters/well specimen diluent. This reaction is incubated overnight at 4 degrees C and the ELISA is developed the next day after a 2 hour incubation with anti-192SW antibody, followed by Streptavidin-AP conjugate and

fluorescent substrate. The signal is read on a fluorescent plate reader.

Relative compound inhibition potency is determined by calculating the concentration of compound that showed a fifty percent reduction in detected signal (IC₅₀) compared to the enzyme reaction signal in the control wells with no added compound. In this assay, preferred compounds of the invention exhibit an IC₅₀ of less than 50 micromolar.

10 **Example B**

Cell Free Inhibition Assay Utilizing a Synthetic APP

Substrate

A synthetic APP substrate that can be cleaved by beta-secretase and having N-terminal biotin and made fluorescent by the covalent attachment of Oregon green at the Cys residue is used to assay beta-secretase activity in the presence or absence of the inhibitory compounds of the invention. Useful substrates include the following:

20 Biotin-SEVNL-DAEFRC[oregon green]KK [SEQ ID NO: 1]
 Biotin-SEVKM-DAEFRC[oregon green]KK [SEQ ID NO: 2]
 Biotin-GLNIKTEEISEISY-EVEFRC[oregon green]KK [SEQ ID NO:
 3]
 Biotin-ADRGLTTRPGSGLTNIKTEEISEVNL-DAEFRC[oregon green]KK
 25 [SEQ ID NO:4]
 Biotin-FVNQHLCoxGSHLVEALY-LVCoxGERGFFYTPKAC[oregon
 green]KK [SEQ ID NO: 5]

The enzyme (0.1 nanomolar) and test compounds (0.001 - 100 micromolar) are incubated in pre-blocked, low affinity, black plates (384 well) at 37 degrees for 30 minutes. The reaction is initiated by addition of 150 millimolar substrate to a final volume of 30 microliter per well. The final assay conditions are: 0.001 - 100 micromolar compound inhibitor; 0.1 molar sodium acetate (pH 4.5); 150 nanomolar substrate; 0.1 nanomolar

soluble beta-secretase; 0.001% Tween 20, and 2% DMSO. The assay mixture is incubated for 3 hours at 37 degrees C, and the reaction is terminated by the addition of a saturating concentration of immunopure streptavidin. After incubation with streptavidin at room temperature for 15 minutes, fluorescence polarization is measured, for example, using a LJL Acquest (Ex485 nm/ Em530 nm). The activity of the beta-secretase enzyme is detected by changes in the fluorescence polarization that occur when the substrate is cleaved by the enzyme. Incubation in the presence or absence of compound inhibitor demonstrates specific inhibition of beta-secretase enzymatic cleavage of its synthetic APP substrate. In this assay, preferred compounds of the invention exhibit an IC₅₀ of less than 50 micromolar.

Example C

Beta-Secretase Inhibition: P26-P4'SW Assay

Synthetic substrates containing the beta-secretase cleavage site of APP are used to assay beta-secretase activity, using the methods described, for example, in published PCT application WO00/47618. The P26-P4'SW substrate is a peptide of the sequence:

(biotin)CGGADRGLTTRPGSGLTNIKTEEISEVNLDAEF [SEQ ID NO: 6]

The P26-P1 standard has the sequence:

(biotin)CGGADRGLTTRPGSGLTNIKTEEISEVNL [SEQ ID NO: 7].

Briefly, the biotin-coupled synthetic substrates are incubated at a concentration of from about 0 to about 200 micromolar in this assay. When testing inhibitory compounds, a substrate concentration of about 1.0 micromolar is preferred. Test compounds diluted in DMSO are added to the reaction mixture, with a final DMSO concentration of 5%. Controls also contain a final DMSO concentration of 5%. The concentration of beta secretase enzyme in the reaction is varied, to give

product concentrations with the linear range of the ELISA assay, about 125 to 2000 picomolar, after dilution.

The reaction mixture also includes 20 millimolar sodium acetate, pH 4.5, 0.06% Triton X100, and is incubated at 37 degrees C for about 1 to 3 hours. Samples are then diluted in assay buffer (for example, 145.4 nanomolar sodium chloride, 9.51 millimolar sodium phosphate, 7.7 millimolar sodium azide, 0.05% Triton X405, 6g/liter bovine serum albumin, pH 7.4) to quench the reaction, then diluted further for immunoassay of the cleavage products.

Cleavage products can be assayed by ELISA. Diluted samples and standards are incubated in assay plates coated with capture antibody, for example, SW192, for about 24 hours at 4 degrees C. After washing in TTBS buffer (150 millimolar sodium chloride, 25 millimolar Tris, 0.05% Tween 20, pH 7.5), the samples are incubated with streptavidin-AP according to the manufacturer's instructions. After a one hour incubation at room temperature, the samples are washed in TTBS and incubated with fluorescent substrate solution A (31.2 g/liter 2-amino-2-methyl-1-propanol, 30 mg/liter, pH 9.5). Reaction with streptavidin-alkaline phosphate permits detection by fluorescence. Compounds that are effective inhibitors of beta-secretase activity demonstrate reduced cleavage of the substrate as compared to a control.

25

Example D

Assays using Synthetic Oligopeptide-Substrates

Synthetic oligopeptides are prepared that incorporate the known cleavage site of beta-secretase, and optionally detectable tags, such as fluorescent or chromogenic moieties. Examples of such peptides, as well as their production and detection methods are described in U.S. Patent No: 5,942,400, herein incorporated by reference. Cleavage products can be detected using high performance liquid chromatography, or

30

fluorescent or chromogenic detection methods appropriate to the peptide to be detected, according to methods well known in the art.

By way of example, one such peptide has the sequence
5 SEVNL-DAEF [SEQ ID NO: 8], and the cleavage site is between residues 5 and 6. Another preferred substrate has the sequence
ADRGLTTRPGSGLTNIKTEEISEVNL-DAEF [SEQ ID NO: 9], and the cleavage site is between residues 26 and 27.

10 These synthetic APP substrates are incubated in the presence of beta-secretase under conditions sufficient to result in beta-secretase mediated cleavage of the substrate. Comparison of the cleavage results in the presence of the compound inhibitor to control results provides a measure of the compound's inhibitory activity.

15

Example E

Inhibition of Beta-Secretase Activity - Cellular Assay

An exemplary assay for the analysis of inhibition of beta-secretase activity utilizes the human embryonic kidney cell
20 line HEKp293 (ATCC Accession No. CRL-1573) transfected with APP751 containing the naturally occurring double mutation Lys651Met52 to Asn651Leu652 (numbered for APP751), commonly called the Swedish mutation and shown to overproduce A beta (Citron et al., 1992, *Nature* 360:672-674), as described in U.S.
25 Patent No. 5,604,102.

The cells are incubated in the presence/absence of the inhibitory compound (diluted in DMSO) at the desired concentration, generally up to 10 micrograms/ml. At the end of the treatment period, conditioned media is analyzed for beta-
30 secretase activity, for example, by analysis of cleavage fragments. A beta can be analyzed by immunoassay, using specific detection antibodies. The enzymatic activity is measured in the presence and absence of the compound inhibitors

to demonstrate specific inhibition of beta-secretase mediated cleavage of APP substrate.

Example F

Inhibition of Beta-Secretase in Animal Models of AD

5 Various animal models can be used to screen for inhibition of beta-secretase activity. Examples of animal models useful in the invention include, but are not limited to, mouse, guinea pig, dog, and the like. The animals used can be wild type,
10 transgenic, or knockout models. In addition, mammalian models can express mutations in APP, such as APP695-SW and the like described herein. Examples of transgenic non-human mammalian models are described in U.S. Patent Nos. 5,604,102, 5,912,410 and 5,811,633.

15 PDAPP mice, prepared as described in Games et al., 1995, *Nature* 373:523-527 are useful to analyze *in vivo* suppression of A beta release in the presence of putative inhibitory compounds. As described in U.S. Patent No. 6,191,166, 4 month old PDAPP mice are administered compound formulated in vehicle,
20 such as corn oil. The mice are dosed with compound (1-30 mg/ml; preferably 1-10 mg/ml). After time, e.g., 3-10 hours, the animals are sacrificed, and brains removed for analysis.

Transgenic animals are administered an amount of the compound inhibitor formulated in a carrier suitable for the
25 chosen mode of administration. Control animals are untreated, treated with vehicle, or treated with an inactive compound. Administration can be acute, i.e., single dose or multiple doses in one day, or can be chronic, i.e., dosing is repeated daily for a period of days. Beginning at time 0, brain tissue
30 or cerebral fluid is obtained from selected animals and analyzed for the presence of APP cleavage peptides, including A beta, for example, by immunoassay using specific antibodies for A beta detection. At the end of the test period, animals are sacrificed and brain tissue or cerebral fluid is analyzed for

the presence of A beta and/or beta-amyloid plaques. The tissue is also analyzed for necrosis.

Animals administered the compound inhibitors of the invention are expected to demonstrate reduced A beta in brain tissues or cerebral fluids and reduced beta amyloid plaques in brain tissue, as compared with non-treated controls.

Example G

Inhibition of A Beta Production in Human Patients

10 Patients suffering from Alzheimer's Disease (AD) demonstrate an increased amount of A beta in the brain. AD patients are administered an amount of the compound inhibitor formulated in a carrier suitable for the chosen mode of administration. Administration is repeated daily for the
15 duration of the test period. Beginning on day 0, cognitive and memory tests are performed, for example, once per month.

Patients administered the compound inhibitors are expected to demonstrate slowing or stabilization of disease progression as analyzed by changes in one or more of the following disease
20 parameters: A beta present in CSF or plasma; brain or hippocampal volume; A beta deposits in the brain; amyloid plaque in the brain; and scores for cognitive and memory function, as compared with control, non-treated patients.

Example H

Prevention of A Beta Production in Patients at Risk for AD

25 Patients predisposed or at risk for developing AD are identified either by recognition of a familial inheritance pattern, for example, presence of the Swedish Mutation, and/or
30 by monitoring diagnostic parameters. Patients identified as predisposed or at risk for developing AD are administered an amount of the compound inhibitor formulated in a carrier suitable for the chosen mode of administration. Administration is repeated daily for the duration of the test period.

Beginning on day 0, cognitive and memory tests are performed, for example, once per month.

Patients administered the compound inhibitors are expected to demonstrate slowing or stabilization of disease progression as analyzed by changes in one or more of the following disease parameters: A beta present in CSF or plasma; brain or hippocampal volume; amyloid plaque in the brain; and scores for cognitive and memory function, as compared with control, non-treated patients.

10 The invention has been described with reference to various specific and preferred embodiments and techniques. However, it should be understood that many variations and modifications may be made while remaining within the spirit and scope of the invention.

15

WO 03/029169

PCT/US02/31846

SEQUENCE LISTING

<110> Fisher, Jed F.
 Jacobs, Jon S.
 Scherer, Brian S.

<120> Hydroxypropylamines

<130> 01-1555-C

<150> 60/327,149

<151> 2001-10-04

<150> 60/334,058

<151> 2001-11-28

<160> 9

<170> PatentIn version 3.1

<210> 1

<211> 13

<212> PRT

<213> Artificial Sequence

<220>

<223> synthetic peptide

<220>

<221> MISC_FEATURE

<222> (1)..(1)

<223> N-terminal biotin

<220>

<221> MISC_FEATURE

<222> (11)..(11)

<223> covalent attachment of oregon green

<400> 1

Ser Glu Val Asn Leu Asp Ala Glu Phe Arg Cys Lys Lys
 1 5 10

<210> 2

<211> 13

<212> PRT

<213> Artificial Sequence

<220>

<223> synthetic peptide

<220>

<221> MISC_FEATURE

<222> (1)..(1)

<223> N-terminal biotin

<220>

<221> MISC_FEATURE

<222> (11)..(11)

<223> covalent attachment of oregon green

<400> 2

Ser Glu Val Lys Met Asp Ala Glu Phe Arg Cys Lys Lys
 Page 1

WO 03/029169

PCT/US02/31846

1 5 10

<210> 3
 <211> 22
 <212> PRT
 <213> Artificial Sequence

<220>
 <223> synthetic peptide

<220>
 <221> MISC_FEATURE
 <222> (1)..(1)
 <223> N-terminal biotin

<220>
 <221> MISC_FEATURE
 <222> (20)..(20)
 <223> covalent attachment of oregon green

<400> 3

Gly Leu Asn Ile Lys Thr Glu Glu Ile Ser Glu Ile Ser Tyr Glu Val
 1 5 10 15

Glu Phe Arg Cys Lys Lys
 20

<210> 4
 <211> 34
 <212> PRT
 <213> Artificial Sequence

<220>
 <223> synthetic peptide

<220>
 <221> MISC_FEATURE
 <222> (1)..(1)
 <223> N-terminal biotin

<220>
 <221> MISC_FEATURE
 <222> (32)..(32)
 <223> covalent attachment of oregon green

<400> 4

Ala Asp Arg Gly Leu Thr Thr Arg Pro Gly Ser Gly Leu Thr Asn Ile
 1 5 10 15

Lys Thr Glu Glu Ile Ser Glu Val Asn Leu Asp Ala Glu Phe Arg Cys
 20 25 30

Lys Lys

<210> 5
 <211> 33

WO 03/029169

PCT/US02/31846

<212> PRT
 <213> Artificial Sequence

<220>
 <223> synthetic peptide

<220>
 <221> MISC_FEATURE
 <222> (1)..(1)
 <223> N-terminal biotin

<220>
 <221> MISC_FEATURE
 <222> (7)..(7)
 <223> oxidized cysteine

<220>
 <221> MISC_FEATURE
 <222> (19)..(19)
 <223> oxidized cysteine

<220>
 <221> MISC_FEATURE
 <222> (31)..(31)
 <223> covalent attachment of oregon green

<400> 5

Phe Val Asn Gln His Leu Cys Gly Ser His Leu Val Glu Ala Leu Tyr
 1 5 10 15

Leu Val Cys Gly Glu Arg Gly Phe Phe Tyr Thr Pro Lys Ala Cys Lys
 20 25 30 .

Lys

<210> 6
 <211> 33
 <212> PRT
 <213> Artificial Sequence

<220>
 <223> synthetic peptide

<220>
 <221> MISC_FEATURE
 <222> (1)..(1)
 <223> N-terminal biotin

<400> 6

Cys Gly Gly Ala Asp Arg Gly Leu Thr Thr Arg Pro Gly Ser Gly Leu
 1 5 10 15

Thr Asn Ile Lys Thr Glu Glu Ile Ser Glu Val Asn Leu Asp Ala Glu
 20 25 30

Phe

WO 03/029169

PCT/US02/31846

<210> 7
 <211> 29
 <212> PRT
 <213> Artificial Sequence

<220>
 <223> synthetic peptide

<220>
 <221> MISC_FEATURE
 <222> (1)..(1)
 <223> N-terminal biotin

<400> 7

Cys Gly Gly Ala Asp Arg Gly Leu Thr Thr Arg Pro Gly Ser Gly Leu
 1 5 10 15

Thr Asn Ile Lys Thr Glu Glu Ile Ser Glu Val Asn Leu
 20 25

<210> 8
 <211> 9
 <212> PRT
 <213> Artificial Sequence

<220>
 <223> synthetic peptide

<220>
 <221> MISC_FEATURE
 <222> (1)..(1)
 <223> N-terminal biotin

<400> 8

Ser Glu Val Asn Leu Asp Ala Glu Phe
 1 5

<210> 9
 <211> 30
 <212> PRT
 <213> Artificial Sequence

<220>
 <223> synthetic peptide

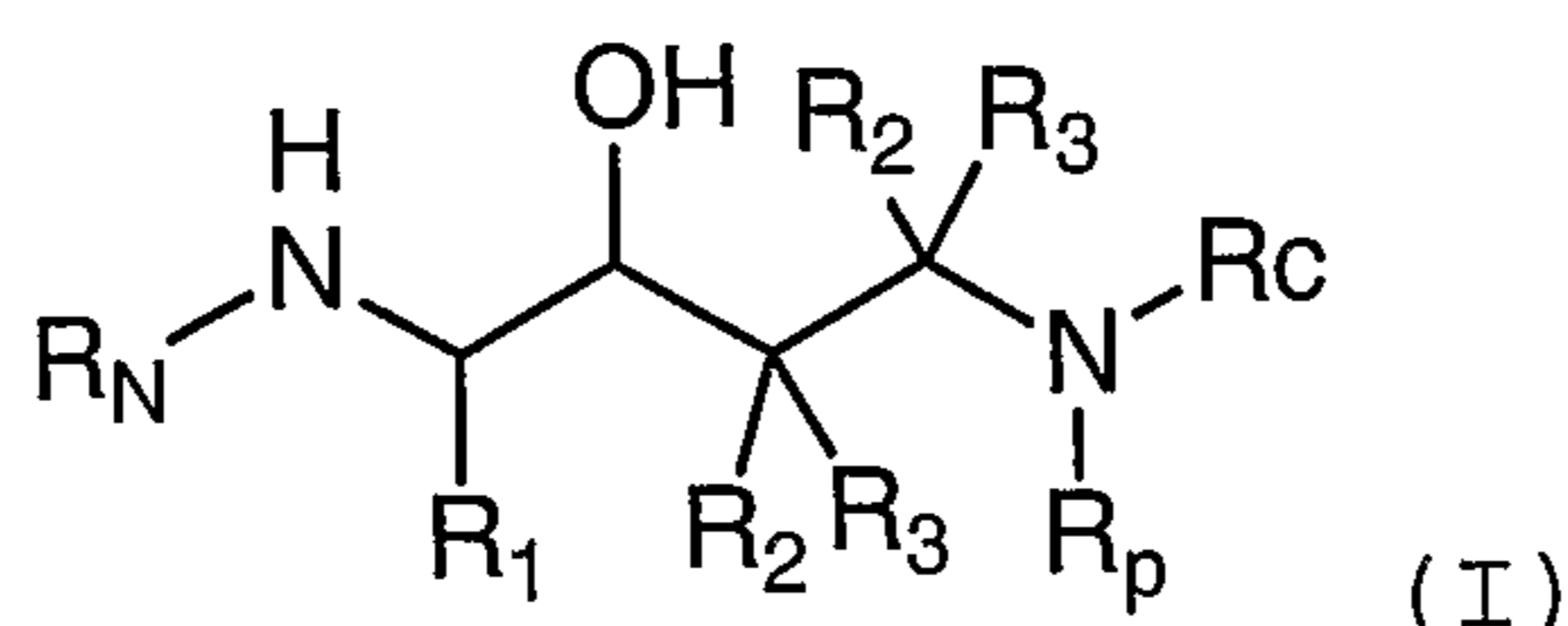
<400> 9

Ala Asp Arg Gly Leu Thr Thr Arg Pro Gly Ser Gly Leu Thr Asn Ile
 1 5 10 15

Lys Thr Glu Glu Ile Ser Glu Val Asn Leu Asp Ala Glu Phe
 20 25 30

What is claimed is:

1. A compound of the formula:



or a pharmaceutically acceptable salts thereof wherein

5 R_1 is $-(CH_2)_{1-2}-S(O)_{0-2}-(C_1-C_6 \text{ alkyl})$, or

C_1-C_{10} alkyl optionally substituted with 1, 2, or 3 groups
independently selected from halogen, $-OH$, $=O$, $-SH$,
 $-C\equiv N$, $-CF_3$, $-C_1-C_3$ alkoxy, amino, mono- or
dialkylamino, $-N(R)C(O)R'$, $-OC(=O)$ -amino and -
10 $OC(=O)$ -mono- or dialkylamino, or

C_2-C_6 alkenyl or C_2-C_6 alkynyl, each of which is optionally
substituted with 1, 2, or 3 groups independently
selected from halogen, $-OH$, $-SH$, $-C\equiv N$, $-CF_3$, C_1-C_3
alkoxy, amino, and mono- or dialkylamino, or
15 aryl, heteroaryl, heterocyclyl, aryl- (C_1-C_6) alkyl-,
heteroaryl- (C_1-C_6) alkyl-, or heterocyclyl- $(C_1-$
 $C_6)$ alkyl-, where the ring portions of each are
optionally substituted with 1, 2, 3, or 4 groups
independently selected from halogen, $-OH$, $-SH$, $-C\equiv N$,
20 $-NO_2$, $-NR_{105}R'_{105}$, $-CO_2R$, $-N(R)COR'$, $-N(R)SO_2R'$,
 $-C(=O)-(C_1-C_4)$ alkyl, $-SO_2$ -amino, $-SO_2$ -monoalkylamino,
 $-SO_2$ -dialkylamino, $-C(=O)$ -amino, $-C(=O)-$
monoalkylamino, $-C(=O)$ -dialkylamino, $-SO_2-(C_1-C_4)$
alkyl,

25 C_1-C_6 alkoxy optionally substituted with 1, 2, or 3
groups which are independently selected from
halogen,

C_3-C_7 cycloalkyl optionally substituted with 1, 2, or
3 groups independently selected from halogen, -
30 OH , $-SH$, $-C\equiv N$, $-CF_3$, C_1-C_3 alkoxy, amino, $-C_1-C_6$
alkyl and mono- or dialkylamino,

C₁-C₁₀ alkyl optionally substituted with 1, 2, or 3 groups independently selected from halogen, -OH, -SH, -C≡N, -CF₃, -C₁-C₃ alkoxy, amino, mono- or dialkylamino and -C₁-C₃ alkyl, and

5 C₂-C₁₀ alkenyl or C₂-C₁₀ alkynyl each of which is optionally substituted with 1, 2, or 3 groups independently selected from halogen, -OH, -SH, -C≡N, -CF₃, C₁-C₃ alkoxy, amino, C₁-C₆ alkyl and mono- or dialkylamino; and the heterocyclyl group is optionally further substituted with
10 oxo;

R and R' independently are hydrogen, C₁-C₁₀ alkyl, C₁-C₁₀ alkylaryl or C₁-C₁₀ alkylheteroaryl;

R₂ is -H, or is C₁-C₆ alkyl, optionally substituted with one,
15 two or three substituents independently selected from the group consisting of C₁-C₃ alkyl, -F, -Cl, -Br, -I, -OH, -SH, -CON, -CF₃, C₁-C₃ alkoxy, -NRR';

R₃ is -H or is C₁-C₆ alkyl, optionally substituted with one, two
20 or three substituents independently selected from the group consisting of C₁-C₃ alkyl, -F, -Cl, -Br, -I, -OH, SH, -CON, -CF₃, C₁-C₃ alkoxy, -NRR'; or

R₂ and R₃ together with the carbon atom to which they are attached form a carbocycle of three, four, five, six, or
25 seven carbon atoms, optionally where one carbon atom is replaced by a heteroatom selected from the group consisting of -O-, -S-, -SO₂-, -NR₁₀₅-;

R_p is a hydrogen or a protecting group;

R_N is R'₁₀₀, -SO₂R'₁₀₀, -(CRR')₁₋₆R'₁₀₀, -C(=O)-(CRR')₀₋₆R₁₀₀, -C(=O)-(CRR')₁₋₆-O-R'₁₀₀, -C(=O)-(CRR')₁₋₆-S-R'₁₀₀, -C(=O)-(CRR')₁₋₆-
30 C(=O)-R₁₀₀, -C(=O)-(CRR')₁₋₆-SO₂-R₁₀₀ or -C(=O)-(CRR')₁₋₆-NR₁₀₀-R'₁₀₀;

R₁₀₀ and R'₁₀₀ independently represent aryl, heteroaryl, heterocyclyl, -aryl-W-aryl, -aryl-W-heteroaryl, -aryl-W-heterocyclyl, -heteroaryl-W-aryl, -heteroaryl-W-

heteroaryl, -heteroaryl-W- heterocyclyl, -heterocyclyl-W-
 aryl, -heterocyclyl-W-heteroaryl, -heterocyclyl-W-
 heterocyclyl, -CH[(CH₂)₀₋₂-O-R₁₅₀]- (CH₂)₀₋₂-aryl, -CH[(CH₂)₀₋₂-
 O-R₁₅₀]- (CH₂)₀₋₂-heterocyclyl or -CH[(CH₂)₀₋₂-O-R₁₅₀]- (CH₂)₀₋₂-
 5 heteroaryl, where the ring portions of each are optionally
 substituted with 1, 2, or 3 groups independently selected
 from

-OR, -NO₂, C₁-C₆ alkyl, halogen, -C≡N, -OCF₃, -CF₃, -(CH₂)₀₋₄-
 O-P(=O)(OR)(OR'), -(CH₂)₀₋₄-CO-NR₁₀₅R'₁₀₅, -(CH₂)₀₋₄-O-
 10 (CH₂)₀₋₄-CONR₁₀₂R'₁₀₂', -(CH₂)₀₋₄-CO-(C₁-C₁₂ alkyl), -(CH₂)₀₋₄-
 CO-(C₂-C₁₂ alkenyl), -(CH₂)₀₋₄-CO-(C₂-C₁₂ alkynyl),
 -(CH₂)₀₋₄-CO-(CH₂)₀₋₄(C₃-C₇ cycloalkyl), -(CH₂)₀₋₄-R₁₁₀,
 -(CH₂)₀₋₄-R₁₂₀, -(CH₂)₀₋₄-R₁₃₀, -(CH₂)₀₋₄-CO-R₁₁₀, -(CH₂)₀₋₄-
 CO-R₁₂₀, -(CH₂)₀₋₄-CO-R₁₃₀, -(CH₂)₀₋₄-CO-R₁₄₀, -(CH₂)₀₋₄-CO-
 15 O-R₁₅₀, -(CH₂)₀₋₄-SO₂-NR₁₀₅R'₁₀₅, -(CH₂)₀₋₄-SO-(C₁-C₈
 alkyl), -(CH₂)₀₋₄-SO₂-(C₁-C₁₂ alkyl), -(CH₂)₀₋₄-SO₂-
 (CH₂)₀₋₄-(C₃-C₇ cycloalkyl), -(CH₂)₀₋₄-N(R₁₅₀)-CO-O-R₁₅₀,
 -(CH₂)₀₋₄-N(R₁₅₀)-CO-N(R₁₅₀)₂, -(CH₂)₀₋₄-N(R₁₅₀)-CS-
 N(R₁₅₀)₂, -(CH₂)₀₋₄-N(R₁₅₀)-CO-R₁₀₅, -(CH₂)₀₋₄-NR₁₀₅R'₁₀₅,
 20 -(CH₂)₀₋₄-R₁₄₀, -(CH₂)₀₋₄-O-CO-(C₁-C₆ alkyl), -(CH₂)₀₋₄-O-
 P(O)-(O-R₁₁₀)₂, -(CH₂)₀₋₄-O-CO-N(R₁₅₀)₂, -(CH₂)₀₋₄-O-CS-
 N(R₁₅₀)₂, -(CH₂)₀₋₄-O-(R₁₅₀), -(CH₂)₀₋₄-O-R₁₅₀'-COOH, -
 (CH₂)₀₋₄-S-(R₁₅₀), -(CH₂)₀₋₄-N(R₁₅₀)-SO₂-R₁₀₅, -(CH₂)₀₋₄-
 C₃-C₇ cycloalkyl, (C₂-C₁₀)alkenyl, and (C₂-
 25 C₁₀)alkynyl, or

R₁₀₀ is C₁-C₁₀ alkyl optionally substituted with 1, 2, or 3 R₁₁₅
 groups, or

R₁₀₀ is -(C₁-C₆ alkyl)-O-(C₁-C₆ alkyl) or -(C₁-C₆ alkyl)-S-(C₁-C₆
 alkyl), each of which is optionally substituted with 1, 2,
 30 or 3 R₁₁₅ groups, or

R₁₀₀ is C₃-C₈ cycloalkyl optionally substituted with 1, 2, or 3
 R₁₁₅ groups;

W is -(CH₂)₀₋₄-, -O-, -S(O)₀₋₂-, -N(R₁₃₅)-, -CR(OH)- or -C(O)-;

R₁₀₂ and R₁₀₂' independently are hydrogen, or

C₁-C₁₀ alkyl optionally substituted with 1, 2, or 3 groups that are independently halogen, aryl or -R₁₁₀;

R₁₀₅ and R'₁₀₅ independently represent -H, -R₁₁₀, -R₁₂₀, C₃-C₇ cycloalkyl, -(C₁-C₂ alkyl)-(C₃-C₇ cycloalkyl), -(C₁-C₆ alkyl)-O-(C₁-C₃ alkyl), C₂-C₆ alkenyl, C₂-C₆ alkynyl, or C₁-C₆ alkyl chain with one double bond and one triple bond, or

C₁-C₆ alkyl optionally substituted with -OH or -NH₂; or, C₁-C₆ alkyl optionally substituted with 1, 2, or 3 groups independently selected from halogen, or

R₁₀₅ and R'₁₀₅ together with the atom to which they are attached form a 3 to 7 membered carbocyclic ring, where one member is optionally a heteroatom selected from -O-, -S(O)₀₋₂-, -N(R₁₃₅)-, the ring being optionally substituted with 1, 2 or 3 independently selected R₁₄₀ groups;

R₁₁₅ at each occurrence is independently halogen, -OH, -CO₂R₁₀₂, -C₁-C₆ thioalkoxy, -CO₂-phenyl, -NR₁₀₅R'₁₃₅, -SO₂-(C₁-C₈ alkyl), -C(=O)R₁₈₀, R₁₈₀, -CONR₁₀₅R'₁₀₅, -SO₂NR₁₀₅R'₁₀₅, -NH-CO-(C₁-C₆ alkyl), -NH-C(=O)-OH, -NH-C(=O)-OR, -NH-C(=O)-O-phenyl, -O-C(=O)-(C₁-C₆ alkyl), -O-C(=O)-amino, -O-C(=O)-mono- or dialkylamino, -O-C(=O)-phenyl, -O-(C₁-C₆ alkyl)-CO₂H, -NH-SO₂-(C₁-C₆ alkyl), C₁-C₆ alkoxy or C₁-C₆ haloalkoxy;

R₁₃₅ is C₁-C₆ alkyl, C₂-C₆ alkenyl, C₂-C₆ alkynyl, C₃-C₇ cycloalkyl, -(CH₂)₀₋₂-(aryl), -(CH₂)₀₋₂-(heteroaryl), or -(CH₂)₀₋₂-(heterocyclyl);

R₁₄₀ is heterocyclyl optionally substituted with 1, 2, 3, or 4 groups independently selected from C₁-C₆ alkyl, C₁-C₆ alkoxy, halogen, hydroxy, cyano, nitro, amino, mono(C₁-C₆)alkylamino, di(C₁-C₆)alkylamino, C₂-C₆ alkenyl, C₂-C₆ alkynyl, C₁-C₆ haloalkyl, C₁-C₆ haloalkoxy, amino(C₁-C₆)alkyl, mono(C₁-C₆)alkylamino(C₁-C₆)alkyl, di(C₁-C₆)alkylamino(C₁-C₆)alkyl, and =O;

- R₁₅₀ is hydrogen, C₃-C₇ cycloalkyl, -(C₁-C₂ alkyl)-(C₃-C₇
 cycloalkyl), C₂-C₆ alkenyl, C₂-C₆ alkynyl, C₁-C₆ alkyl with
 one double bond and one triple bond, -R₁₁₀, -R₁₂₀, or
 C₁-C₆ alkyl optionally substituted with 1, 2, 3, or 4
 5 groups independently selected from -OH, -NH₂, C₁-C₃
 alkoxy, R₁₁₀, and halogen;
- R_{150'} is C₃-C₇ cycloalkyl, -(C₁-C₃ alkyl)-(C₃-C₇ cycloalkyl), C₂-
 C₆ alkenyl, C₂-C₆ alkynyl, C₁-C₆ alkyl with one double bond
 and one triple bond, -R₁₁₀, -R₁₂₀, or
 10 C₁-C₆ alkyl optionally substituted with 1, 2, 3, or 4
 groups independently selected from -OH, -NH₂, C₁-C₃
 alkoxy, R₁₁₀, and halogen;
- R₁₈₀ is selected from morpholinyl, thiomorpholinyl, piperazinyl,
 piperidinyl, homomorpholinyl, homothiomorpholinyl,
 15 homothiomorpholinyl S-oxide, homothiomorpholinyl S,S-
 dioxide, pyrrolinyl and pyrrolidinyl, each of which is
 optionally substituted with 1, 2, 3, or 4 groups
 independently selected from C₁-C₆ alkyl, C₁-C₆ alkoxy,
 halogen, hydroxy, cyano, nitro, amino, mono(C₁-
 20 C₆)alkylamino, di(C₁-C₆)alkylamino, C₂-C₆ alkenyl, C₂-C₆
 alkynyl, C₁-C₆ haloalkyl, C₁-C₆ haloalkoxy, amino(C₁-
 C₆)alkyl, mono(C₁-C₆)alkylamino(C₁-C₆)alkyl, di(C₁-
 C₆)alkylamino(C₁-C₆)alkyl, and =O;
- R₁₁₀ is aryl optionally substituted with 1 or 2 R₁₂₅ groups;
- 25 R₁₂₅ at each occurrence is independently halogen, amino, mono-
 or dialkylamino, -OH, -C≡N, -SO₂-NH₂, -SO₂-NH-C₁-C₆ alkyl,
 -SO₂-N(C₁-C₆ alkyl)₂, -SO₂-(C₁-C₄ alkyl), -CO-NH₂, -CO-NH-C₁-
 C₆ alkyl, or -CO-N(C₁-C₆ alkyl)₂, or
 C₁-C₆ alkyl, C₂-C₆ alkenyl or C₂-C₆ alkynyl, each of which
 30 is optionally substituted with 1, 2, or 3 groups that
 are independently selected from C₁-C₃ alkyl, halogen,
 -OH, -SH, -C≡N, -CF₃, C₁-C₃ alkoxy, amino, and mono-
 and dialkylamino, or

C₁-C₆ alkoxy optionally substituted with one, two or three of halogen;

R₁₂₀ is heteroaryl, which is optionally substituted with 1 or 2 R₁₂₅ groups; and

5 R₁₃₀ is heterocyclyl optionally substituted with 1 or 2 R₁₂₅ groups;

R_C is hydrogen, -(CR₂₄₅R₂₅₀)₀₋₄-aryl, -(CR₂₄₅R₂₅₀)₀₋₄-heteroaryl, -(CR₂₄₅R₂₅₀)₀₋₄-heterocyclyl, -(CR₂₄₅R₂₅₀)₀₋₄-aryl-heteroaryl, -(CR₂₄₅R₂₅₀)₀₋₄-aryl-heterocyclyl, -(CR₂₄₅R₂₅₀)₀₋₄-aryl-aryl, 10 -(CR₂₄₅R₂₅₀)₀₋₄-heteroaryl-aryl, -(CR₂₄₅R₂₅₀)₀₋₄-heteroaryl-heterocyclyl, -(CR₂₄₅R₂₅₀)₀₋₄-heteroaryl-heteroaryl, -(CR₂₄₅R₂₅₀)₀₋₄-heterocyclyl-heteroaryl, -(CR₂₄₅R₂₅₀)₀₋₄-heterocyclyl-heterocyclyl, -(CR₂₄₅R₂₅₀)₀₋₄-heterocyclyl-aryl, -[C(R₂₅₅)(R₂₆₀)]₁₋₃-CO-N-(R₂₅₅)₂, -CH(aryl)₂, -CH(heteroaryl)₂, 15 -CH(heterocyclyl)₂, -CH(aryl)(heteroaryl), -(CH₂)₀₋₁-CH((CH₂)₀₋₆-OH)-(CH₂)₀₋₁-aryl, -(CH₂)₀₋₁-CH((CH₂)₀₋₆-OH)-(CH₂)₀₋₁-heteroaryl, -CH(-aryl or -heteroaryl)-CO-O(C₁-C₄ alkyl), -CH(-CH₂-OH)-CH(OH)-phenyl-NO₂, (C₁-C₆ alkyl)-O-(C₁-C₆ alkyl)-OH; -CH₂-NH-CH₂-CH(-O-CH₂-CH₃)₂, -(CH₂)₀₋₆-

20 C(=NR₂₃₅)(NR₂₃₅R₂₄₀), or

C₁-C₁₀ alkyl optionally substituted with 1, 2, or 3 groups independently selected from the group consisting of R₂₀₅, -OC=ONR₂₃₅R₂₄₀, -S(=O)₀₋₂(C₁-C₆ alkyl), -SH, -NR₂₃₅C=ONR₂₃₅R₂₄₀, -C=ONR₂₃₅R₂₄₀, and -S(=O)₂NR₂₃₅R₂₄₀, or 25 -(CH₂)₀₋₃-(C₃-C₈) cycloalkyl wherein the cycloalkyl is optionally substituted with 1, 2, or 3 groups independently selected from the group consisting of R₂₀₅, -CO₂H, and -CO₂-(C₁-C₄ alkyl), or

cyclopentyl, cyclohexyl, or cycloheptyl ring fused to 30 aryl, heteroaryl, or heterocyclyl wherein one, two or three carbons of the cyclopentyl, cyclohexyl, or cycloheptyl is optionally replaced with a heteroatom independently selected from NH, NR₂₁₅, O, or S(=O)₀₋₂, and wherein the cyclopentyl, cyclohexyl, or

cycloheptyl group can be optionally substituted with one or two groups that are independently R_{205} , =O, -CO-NR₂₃₅R₂₄₀, or -SO₂-(C₁-C₄ alkyl), or C₂-C₁₀ alkenyl or C₂-C₁₀ alkynyl, each of which is optionally substituted with 1, 2, or 3 R_{205} groups, wherein

each aryl and heteroaryl is optionally substituted with 1, 2, or 3 R_{200} , and wherein each heterocyclyl is optionally substituted with 1, 2, 3, or 4 R_{210} ;

R_{200} at each occurrence is independently selected from -OH, -NO₂, halogen, -CO₂H, C≡N, -(CH₂)₀₋₄-CO-NR₂₂₀R₂₂₅, -(CH₂)₀₋₄-CO-(C₁-C₁₂ alkyl), -(CH₂)₀₋₄-CO-(C₂-C₁₂ alkenyl), -(CH₂)₀₋₄-CO-(C₂-C₁₂ alkynyl), -(CH₂)₀₋₄-CO-(C₃-C₇ cycloalkyl), -(CH₂)₀₋₄-CO-aryl, -(CH₂)₀₋₄-CO-heteroaryl, -(CH₂)₀₋₄-CO-heterocyclyl, -(CH₂)₀₋₄-CO-O-R₂₁₅, -(CH₂)₀₋₄-SO₂-NR₂₂₀R₂₂₅, -(CH₂)₀₋₄-SO-(C₁-C₈ alkyl), -(CH₂)₀₋₄-SO₂-(C₁-C₁₂ alkyl), -(CH₂)₀₋₄-SO₂-(C₃-C₇ cycloalkyl), -(CH₂)₀₋₄-N(H or R₂₁₅)-CO-O-R₂₁₅, -(CH₂)₀₋₄-N(H or R₂₁₅)-CO-N(R₂₁₅)₂, -(CH₂)₀₋₄-N-CS-N(R₂₁₅)₂, -(CH₂)₀₋₄-N(-H or R₂₁₅)-CO-R₂₂₀, -(CH₂)₀₋₄-NR₂₂₀R₂₂₅, -(CH₂)₀₋₄-O-CO-(C₁-C₆ alkyl), -(CH₂)₀₋₄-O-P(O)-(OR₂₄₀)₂, -(CH₂)₀₋₄-O-CO-N(R₂₁₅)₂, -(CH₂)₀₋₄-O-CS-N(R₂₁₅)₂, -(CH₂)₀₋₄-O-(R₂₁₅), -(CH₂)₀₋₄-O-(R₂₁₅)-COOH, -(CH₂)₀₋₄-S-(R₂₁₅), -(CH₂)₀₋₄-O-(C₁-C₆ alkyl optionally substituted with 1, 2, 3, or 5 -F), C₃-C₇ cycloalkyl, -(CH₂)₀₋₄-N(H or R₂₁₅)-SO₂-R₂₂₀, -(CH₂)₀₋₄-C₃-C₇ cycloalkyl, or C₁-C₁₀ alkyl optionally substituted with 1, 2, or 3 R_{205} groups, or C₂-C₁₀ alkenyl or C₂-C₁₀ alkynyl, each of which is optionally substituted with 1 or 2 R_{205} groups, wherein

the aryl and heteroaryl groups at each occurrence are optionally substituted with 1, 2, or 3 groups that are independently R_{205} , R_{210} , or

C₁-C₆ alkyl substituted with 1, 2, or 3 groups that
 are independently R₂₀₅ or R₂₁₀, and wherein
 the heterocyclyl group at each occurrence is optionally
 substituted with 1, 2, or 3 groups that are
 5 independently R₂₁₀;
 R₂₀₅ at each occurrence is independently selected from C₁-C₆
 alkyl, halogen, -OH, -O-phenyl, -SH, -C≡N, -CF₃, C₁-C₆
 alkoxy, NH₂, NH(C₁-C₆ alkyl) or N-(C₁-C₆ alkyl)(C₁-C₆
 alkyl);
 10 R₂₁₀ at each occurrence is independently selected from halogen,
 C₁-C₆ alkoxy, C₁-C₆ haloalkoxy, -NR₂₂₀R₂₂₅, OH, C≡N, -CO-(C₁-
 C₄ alkyl), -SO₂-NR₂₃₅R₂₄₀, -CO-NR₂₃₅R₂₄₀, -SO₂-(C₁-C₄ alkyl),
 =O, or
 C₁-C₆ alkyl, C₂-C₆ alkenyl, C₂-C₆ alkynyl or C₃-C₇
 15 cycloalkyl, each of which is optionally substituted
 with 1, 2, or 3 R₂₀₅ groups;
 R₂₁₅ at each occurrence is independently selected from C₁-C₆
 alkyl, -(CH₂)₀₋₂-(aryl), C₂-C₆ alkenyl, C₂-C₆ alkynyl, C₃-C₇
 cycloalkyl, and -(CH₂)₀₋₂-(heteroaryl), -(CH₂)₀₋₂-
 20 (heterocyclyl), wherein
 the aryl group at each occurrence is optionally
 substituted with 1, 2, or 3 groups that are
 independently R₂₀₅ or R₂₁₀, and wherein
 the heterocyclyl and heteroaryl groups at each occurrence
 25 are optionally substituted with 1, 2, or 3 R₂₁₀;
 R₂₂₀ and R₂₂₅ at each occurrence are independently selected from
 -H, -C₃-C₇ cycloalkyl, -(C₁-C₂ alkyl)-(C₃-C₇ cycloalkyl), -
 (C₁-C₆ alkyl)-O-(C₁-C₃ alkyl), -C₂-C₆ alkenyl, -C₂-C₆
 alkynyl, -C₁-C₆ alkyl chain with one double bond and one
 30 triple bond, -aryl, -heteroaryl, and -heterocyclyl, or
 -C₁-C₁₀ alkyl optionally substituted with -OH, -NH₂ or
 halogen, wherein

the aryl, heterocyclyl and heteroaryl groups at each occurrence are optionally substituted with 1, 2, or 3 R₂₇₀ groups

R₂₃₅ and R₂₄₀ at each occurrence are independently H, or C₁-C₆ alkyl;

R₂₄₅ and R₂₅₀ at each occurrence are independently selected from -H, C₁-C₄ alkyl, C₁-C₄ alkylaryl, C₁-C₄ alkylheteroaryl, C₁-C₄ hydroxyalkyl, C₁-C₄ alkoxy, C₁-C₄ haloalkoxy, -(CH₂)₀₋₄-C₃-C₇ cycloalkyl, C₂-C₆ alkenyl, C₂-C₆ alkynyl, and phenyl; or

R₂₄₅ and R₂₅₀ are taken together with the carbon to which they are attached to form a carbocycle of 3, 4, 5, 6, or 7 carbon atoms, where one carbon atom is optionally replaced by a heteroatom selected from -O-, -S-, -SO₂-, and -NR₂₂₀-;

R₂₅₅ and R₂₆₀ at each occurrence are independently selected from -H, -(CH₂)₁₋₂-S(O)₀₋₂-(C₁-C₆ alkyl), -(C₁-C₄ alkyl)-aryl, -(C₁-C₄ alkyl)-heteroaryl, -(C₁-C₄ alkyl)-heterocyclyl, -aryl, -heteroaryl, -heterocyclyl, -(CH₂)₁₋₄-R₂₆₅-(CH₂)₀₋₄-aryl, -(CH₂)₁₋₄-R₂₆₅-(CH₂)₀₋₄-heteroaryl, -(CH₂)₁₋₄-R₂₆₅-(CH₂)₀₋₄-heterocyclyl, or

C₁-C₆ alkyl, C₂-C₆ alkenyl, C₂-C₆ alkynyl or -(CH₂)₀₋₄-C₃-C₇ cycloalkyl, each of which is optionally substituted with 1, 2, or 3 R₂₀₅ groups, wherein

each aryl or phenyl is optionally substituted with 1, 2, or 3 groups that are independently R₂₀₅, R₂₁₀, or C₁-C₆ alkyl substituted with 1, 2, or 3 groups that are independently R₂₀₅ or R₂₁₀, and wherein each heterocyclyl is optionally substituted with 1, 2, 3, or 4 R₂₁₀;

R₂₆₅ at each occurrence is independently -O-, -S- or -N(C₁-C₆ alkyl)-; and

R₂₇₀ at each occurrence is independently R₂₀₅, halogen C₁-C₆ alkoxy, C₁-C₆ haloalkoxy, NR₂₃₅R₂₄₀, -OH, -C≡N, -CO-(C₁-C₄

alkyl), $-\text{SO}_2\text{-NR}_{235}\text{R}_{240}$, $-\text{CO-NR}_{235}\text{R}_{240}$, $-\text{SO}_2\text{-(C}_1\text{-C}_4\text{ alkyl)}$, =O,
or

$\text{C}_1\text{-C}_6$ alkyl, $\text{C}_2\text{-C}_6$ alkenyl, $\text{C}_2\text{-C}_6$ alkynyl or $-(\text{CH}_2)_{0-4}\text{-C}_3\text{-C}_7$
cycloalkyl, each of which is optionally substituted with
5 1, 2, or 3 R_{205} groups.

2. A compound according to claim 1 wherein

R_1 is aryl, heteroaryl, heterocyclyl, aryl- $(\text{C}_1\text{-C}_6)$ alkyl-,
heteroaryl- $(\text{C}_1\text{-C}_6)$ alkyl-, or heterocyclyl- $(\text{C}_1\text{-C}_6)$ alkyl-, where the ring portions of each are
10 optionally substituted with 1, 2, 3, or 4 groups
independently selected from halogen, -OH, -SH, $-\text{C}\equiv\text{N}$,
-NO₂, $-\text{NR}_{105}\text{R}'_{105}$, $-\text{CO}_2\text{R}$, $-\text{N}(\text{R})\text{COR}'$, or $-\text{N}(\text{R})\text{SO}_2\text{R}'$,
-C(=O)- $(\text{C}_1\text{-C}_4)$ alkyl, $-\text{SO}_2\text{-amino}$, $-\text{SO}_2\text{-mono}$ or
15 dialkylamino, $-\text{C}(=\text{O})\text{-amino}$, $-\text{C}(=\text{O})\text{-mono}$ or
dialkylamino, $-\text{SO}_2\text{-(C}_1\text{-C}_4)$ alkyl, or

$\text{C}_1\text{-C}_6$ alkoxy optionally substituted with 1, 2, or 3
groups which are independently selected from
halogen, or

20 $\text{C}_3\text{-C}_7$ cycloalkyl optionally substituted with 1, 2, or
3 groups independently selected from halogen, -
OH, -SH, $-\text{C}\equiv\text{N}$, $-\text{CF}_3$, $\text{C}_1\text{-C}_3$ alkoxy, amino, $-\text{C}_1\text{-C}_6$
alkyl and mono- or dialkylamino, or

$\text{C}_1\text{-C}_{10}$ alkyl optionally substituted with 1, 2, or 3
25 groups independently selected from halogen, -OH,
-SH, $-\text{C}\equiv\text{N}$, $-\text{CF}_3$, $-\text{C}_1\text{-C}_3$ alkoxy, amino, mono- or
dialkylamino and $-\text{C}_1\text{-C}_3$ alkyl, or

$\text{C}_2\text{-C}_{10}$ alkenyl or $\text{C}_2\text{-C}_{10}$ alkynyl each of which is
optionally substituted with 1, 2, or 3 groups
30 independently selected from halogen, -OH, -SH,
 $-\text{C}\equiv\text{N}$, $-\text{CF}_3$, $\text{C}_1\text{-C}_3$ alkoxy, amino, $\text{C}_1\text{-C}_6$ alkyl and
mono- or dialkylamino; and the heterocyclyl
group is optionally further substituted with
oxo.

3. A compound according to claim 2 wherein

R_N is $-C(=O)-(CRR')_{0-6}R_{100}$;

R_{100} represents aryl, heteroaryl, heterocyclyl, -aryl-W-aryl, -
 aryl-W-heteroaryl, -aryl-W-heterocyclyl, -heteroaryl-W-
 5 aryl, -heteroaryl-W-heteroaryl, -heteroaryl-W-
 heterocyclyl, -heterocyclyl-W-aryl, -heterocyclyl-W-
 heteroaryl, -heterocyclyl-W-heterocyclyl, $-CH[(CH_2)_{0-2}-O-$
 $R_{150}]-(CH_2)_{0-2}$ -aryl, $-CH[(CH_2)_{0-2}-O-R_{150}]-(CH_2)_{0-2}$ -heterocyclyl
 or $-CH[(CH_2)_{0-2}-O-R_{150}]-(CH_2)_{0-2}$ -heteroaryl, where the ring
 10 portions of each are optionally substituted with 1, 2, or
 3 groups independently selected from

-OR, -NO₂, C₁-C₆ alkyl, halogen, -C≡N, -OCF₃, -CF₃, $-(CH_2)_{0-4}$ -
 $O-P(=O)(OR)(OR')$, $-(CH_2)_{0-4}-CO-NR_{105}R'_{105}$, $-(CH_2)_{0-4}-O-$
 $(CH_2)_{0-4}-CONR_{102}R'_{102}$, $-(CH_2)_{0-4}-CO-(C_1-C_{12}$ alkyl), $-(CH_2)_{0-4}$ -
 15 $CO-(C_2-C_{12}$ alkenyl), $-(CH_2)_{0-4}-CO-(C_2-C_{12}$ alkynyl),
 $-(CH_2)_{0-4}-CO-(CH_2)_{0-4}(C_3-C_7$ cycloalkyl), $-(CH_2)_{0-4}-R_{110}$,
 $-(CH_2)_{0-4}-R_{120}$, $-(CH_2)_{0-4}-R_{130}$, $-(CH_2)_{0-4}-CO-R_{110}$, $-(CH_2)_{0-4}-$
 $CO-R_{120}$, $-(CH_2)_{0-4}-CO-R_{130}$, $-(CH_2)_{0-4}-CO-R_{140}$, $-(CH_2)_{0-4}-CO-$
 $O-R_{150}$, $-(CH_2)_{0-4}-SO_2-NR_{105}R'_{105}$, $-(CH_2)_{0-4}-SO-(C_1-C_8$
 20 alkyl), $-(CH_2)_{0-4}-SO_2-(C_1-C_{12}$ alkyl), $-(CH_2)_{0-4}-SO_2-$
 $(CH_2)_{0-4}-(C_3-C_7$ cycloalkyl), $-(CH_2)_{0-4}-N(R_{150})-CO-O-R_{150}$,
 $-(CH_2)_{0-4}-N(R_{150})-CO-N(R_{150})_2$, $-(CH_2)_{0-4}-N(R_{150})-CS-$
 $N(R_{150})_2$, $-(CH_2)_{0-4}-N(R_{150})-CO-R_{105}$, $-(CH_2)_{0-4}-NR_{105}R'_{105}$,
 $-(CH_2)_{0-4}-R_{140}$, $-(CH_2)_{0-4}-O-CO-(C_1-C_6$ alkyl), $-(CH_2)_{0-4}-O-$
 25 $P(O)-(O-R_{110})_2$, $-(CH_2)_{0-4}-O-CO-N(R_{150})_2$, $-(CH_2)_{0-4}-O-CS-$
 $N(R_{150})_2$, $-(CH_2)_{0-4}-O-(R_{150})$, $-(CH_2)_{0-4}-O-R_{150}'-COOH$,
 $-(CH_2)_{0-4}-S-(R_{150})$, $-(CH_2)_{0-4}-N(R_{150})-SO_2-R_{105}$, $-(CH_2)_{0-4}-$
 C_3-C_7 cycloalkyl, (C_2-C_{10}) alkenyl, or (C_2-C_{10}) alkynyl,
 or

30 R_{100} is C₁-C₁₀ alkyl optionally substituted with 1, 2, or 3 R_{115}
 groups, or

R_{100} is $-(C_1-C_6$ alkyl)-O-C₁-C₆ alkyl) or $-(C_1-C_6$ alkyl)-S-(C₁-C₆
 alkyl), each of which is optionally substituted with 1, 2,
 or 3 R_{115} groups, or

R_{100} is C_3 - C_8 cycloalkyl optionally substituted with 1, 2, or 3 R_{115} groups.

4. A compound according to claim 3 wherein

5 R_N is $-C(=O)-R_{100}$; and

R_{100} represents aryl, or heteroaryl, where the ring portions of each are optionally substituted with 1, 2, or 3 groups independently selected from

10 $-OR$, $-NO_2$, C_1 - C_6 alkyl, halogen, $-C\equiv N$, $-OCF_3$, $-CF_3$, $-(CH_2)_{0-4}-O-P(=O)(OR)(OR')$, $-(CH_2)_{0-4}-CO-NR_{105}R'_{105}$,
 $-(CH_2)_{0-4}-O-(CH_2)_{0-4}-CONR_{102}R_{102}'$, $-(CH_2)_{0-4}-CO-(C_1-C_{12}$ alkyl), $-(CH_2)_{0-4}-CO-(C_2-C_{12}$ alkenyl), $-(CH_2)_{0-4}-CO-(C_2-C_{12}$ alkynyl), $-(CH_2)_{0-4}-CO-(CH_2)_{0-4}(C_3-C_7$ cycloalkyl),
15 $-(CH_2)_{0-4}-R_{110}$, $-(CH_2)_{0-4}-R_{120}$, $-(CH_2)_{0-4}-R_{130}$, $-(CH_2)_{0-4}-CO-R_{110}$, $-(CH_2)_{0-4}-CO-R_{120}$, $-(CH_2)_{0-4}-CO-R_{130}$, $-(CH_2)_{0-4}-CO-R_{140}$, $-(CH_2)_{0-4}-CO-O-R_{150}$, $-(CH_2)_{0-4}-SO_2-NR_{105}R'_{105}$, $-(CH_2)_{0-4}-SO_2-(C_1-C_8$ alkyl), $-(CH_2)_{0-4}-SO_2-(C_1-C_{12}$ alkyl), $-(CH_2)_{0-4}-SO_2-(CH_2)_{0-4}-(C_3-C_7$ cycloalkyl), $-(CH_2)_{0-4}-N(R_{150})-CO-O-R_{150}$,
20 $-(CH_2)_{0-4}-N(R_{150})-CO-N(R_{150})_2$, $-(CH_2)_{0-4}-N(R_{150})-CS-N(R_{150})_2$, $-(CH_2)_{0-4}-N(R_{150})-CO-R_{105}$, $-(CH_2)_{0-4}-NR_{105}R'_{105}$, $-(CH_2)_{0-4}-R_{140}$, $-(CH_2)_{0-4}-O-CO-(C_1-C_6$ alkyl), $-(CH_2)_{0-4}-O-P(O)-(O-R_{110})_2$, $-(CH_2)_{0-4}-O-CO-N(R_{150})_2$, $-(CH_2)_{0-4}-O-CS-N(R_{150})_2$, $-(CH_2)_{0-4}-O-(R_{150})$, $-(CH_2)_{0-4}-O-R_{150}'-COOH$, $-(CH_2)_{0-4}-S-(R_{150})$, $-(CH_2)_{0-4}-N(R_{150})-SO_2-R_{105}$, $-(CH_2)_{0-4}-C_3-C_7$ cycloalkyl, (C_2-C_{10}) alkenyl, or (C_2-C_{10}) alkynyl.

5. A compound according to claim 4 wherein R_2 and R_3 are each hydrogen.

30 6. A compound according to claim 5 wherein R_p is hydrogen.

7. A compound according to claim 1 wherein

R_C is hydrogen, $-(CR_{245}R_{250})_{0-4}$ -aryl, $-(CR_{245}R_{250})_{0-4}$ -heteroaryl, $-(CR_{245}R_{250})_{0-4}$ -heterocyclyl,
 C_2-C_{10} alkyl optionally substituted with 1, 2, or 3 groups independently selected from the group consisting of
 R_{205} , R_{110} , R_{120} , R_{130} , $-OC=ONR_{235}R_{240}$, $-S(=O)_{0-2}(C_1-C_6$
 5 alkyl), $-SH$, and $-S(=O)_2NR_{235}R_{240}$,
 $-(CH_2)_{0-3}$ - (C_3-C_8) cycloalkyl wherein the cycloalkyl is optionally substituted with 1, 2, or 3 groups independently selected from the group consisting of
 10 R_{205} , $-CO_2H$, and $-CO_2-(C_1-C_4$ alkyl), or
 C_2-C_{10} alkenyl or C_2-C_{10} alkynyl, each of which is optionally substituted with 1, 2, or 3 independently selected R_{205} groups, wherein each aryl and heteroaryl is optionally substituted
 15 with 1, 2, or 3 R_{200} , and wherein each heterocyclyl is optionally substituted with 1, 2, 3, or 4 independently selected R_{210} groups.

8. A compound according to claim 7 wherein R_C is hydrogen.

9. A compound according to claim 1 selected from the group consisting of:

1,2,4,5-tetradeoxy-1-(3,5-difluorophenyl)-2-({3-[(dipropylamino)carbonyl]-5-methylbenzoyl}amino)-5-[(3-ethylbenzyl)amino]-D-erythro-pentitol,

5-amino-1,2,4,5-tetradeoxy-1-(3,5-difluorophenyl)-2-({3-[(dipropylamino)carbonyl]-5-methylbenzoyl}amino)-D-erythro-pentitol,

5-amino-1,2,4,5-tetradeoxy-1-(3,5-difluorophenyl)-2-({3-[(dipropylamino)carbonyl]-5-methylbenzoyl}amino)-L-threo-pentitol,

5-(cyclohexylamino)-1,2,4,5-tetradeoxy-1-(3,5-difluorophenyl)-2-({3-[(dipropylamino)carbonyl]-5-methylbenzoyl}amino)-D-erythro-pentitol,

1,2,4,5-tetradeoxy-1-(3,5-difluorophenyl)-2-({3-[(dipropylamino) carbonyl]-5-methylbenzoyl}amino)-5-[(3-ethylbenzyl) amino]-L-threo-pentitol,

1,2,4,5-tetradeoxy-1-(3,5-difluorophenyl)-2-({3-[(dipropylamino) carbonyl]-5-methylbenzoyl}amino)-5-[(2-ethylbenzyl) amino]-D-erythro-pentitol,

1,2,4,5-tetradeoxy-1-(3,5-difluorophenyl)-2-({3-[(dipropylamino) carbonyl]-5-methylbenzoyl}amino)-5-[(4-ethylbenzyl) amino]-L-threo-pentitol,

1,2,4,5-tetradeoxy-1-(3,5-difluorophenyl)-2-({3-[(dipropylamino) carbonyl]-5-methylbenzoyl}amino)-5-[(4-ethylbenzyl) amino]-D-erythro-pentitol,

1,2,4,5-tetradeoxy-1-(3,5-difluorophenyl)-2-[(3-[(dipropylamino) carbonyl]-5-[(2-hydroxyethyl) amino] sulfonyl}benzoyl) amino]-5-[(3-ethylbenzyl) amino]-L-threo-pentitol,

1,2,4,5-tetradeoxy-1-(3,5-difluorophenyl)-2-[[3-[(dipropylamino) carbonyl]-5-(1,3-oxazol-2-yl)benzoyl] amino]-5-[(3-ethylbenzyl) amino]-L-threo-pentitol,

1,2,4,5-tetradeoxy-1-(3,5-difluorophenyl)-2-[(3-[(dipropylamino) carbonyl]-5-[(2-hydroxyethyl) amino] sulfonyl}benzoyl) amino]-5-[(2-ethylbenzyl) amino]-D-erythro-pentitol, and

1,2,4,5-tetradeoxy-1-(3,5-difluorophenyl)-2-[(3-[(dipropylamino) carbonyl]-5-[(2-hydroxyethyl) amino] sulfonyl}benzoyl) amino]-5-[(3-ethylbenzyl) amino]-D-erythro-pentitol.

10. A method for the treatment or prevention of Alzheimer's disease, mild cognitive impairment Down's syndrome, Hereditary Cerebral Hemorrhage with Amyloidosis of the Dutch-Type, cerebral amyloid angiopathy, other degenerative dementias, 5 dementias of mixed vascular and degenerative origin, dementia associated with Parkinson's disease, dementia associated with

progressive supranuclear palsy, dementia associated with cortical basal degeneration, diffuse Lewy body type of Alzheimer's disease comprising administration of a therapeutically effective amount of a compound or salt according to Claim 1, to a patient in need thereof.

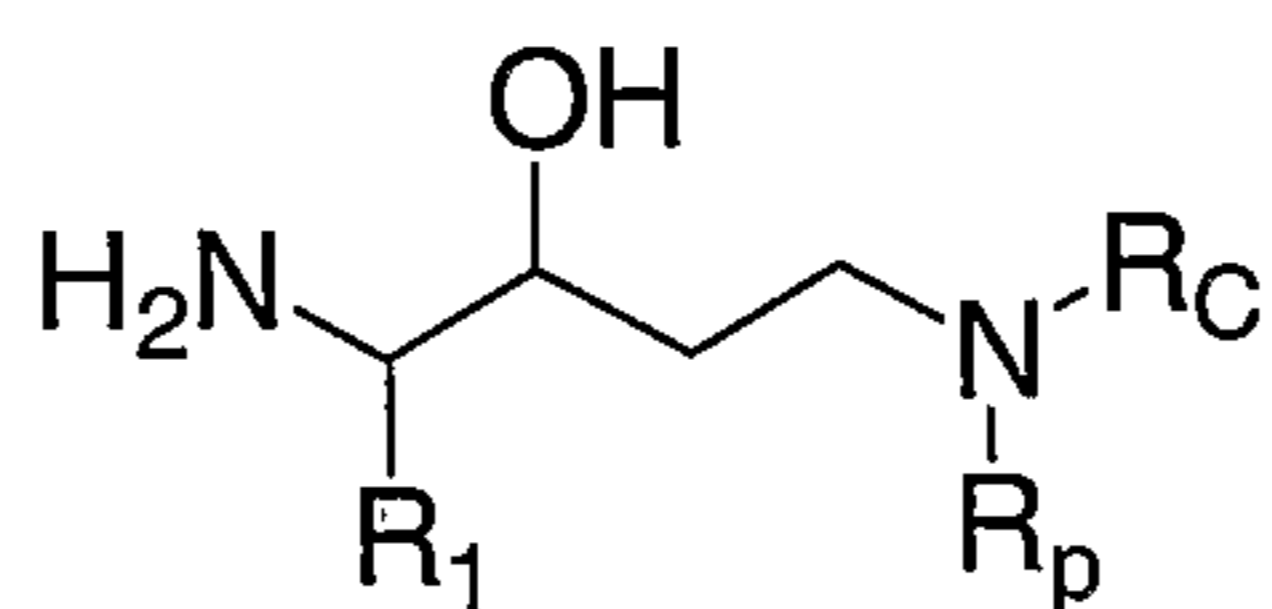
11. A method of treatment as in claim 10, wherein the patient is a human.

10 12. A method of treatment according to claim 10, wherein the disease is dementia.

13. The use of a compound or salt according to claim 1 for the manufacture of a medicament.

15 14. The use of a compound or salt according to claim 1 for the manufacture of a medicament for use in the treatment or prevention of Alzheimer's disease, mild cognitive impairment Down's syndrome, Hereditary Cerebral Hemorrhage with Amyloidosis of the Dutch-Type, cerebral amyloid angiopathy, other degenerative dementias, dementias of mixed vascular and degenerative origin, dementia associated with Parkinson's disease, dementia associated with progressive supranuclear palsy, dementia associated with cortical basal degeneration, or
20 diffuse Lewy body type of Alzheimer's disease.

15. A compound of the formula 5:



5

R₁ is -(CH₂)₁₋₂-S(O)₀₋₂-(C₁-C₆ alkyl), or

30 C₁-C₁₀ alkyl optionally substituted with 1, 2, or 3 groups independently selected from halogen, -OH, =O, -SH,

-C≡N, -CF₃, -C₁-C₃ alkoxy, amino, mono- or
 dialkylamino, -N(R)C(O)R'-, -OC(=O)-amino and -
 OC(=O)-mono- or dialkylamino, or
 C₂-C₆ alkenyl or C₂-C₆ alkynyl, each of which is optionally
 5 substituted with 1, 2, or 3 groups independently
 selected from halogen, -OH, -SH, -C≡N, -CF₃, C₁-C₃
 alkoxy, amino, and mono- or dialkylamino, or
 aryl, heteroaryl, heterocyclyl, aryl-(C₁-C₆)alkyl-,
 heteroaryl-(C₁-C₆)alkyl-, or heterocyclyl-(C₁-
 10 C₆)alkyl-, where the ring portions of each are
 optionally substituted with 1, 2, 3, or 4 groups
 independently selected from halogen, -OH, -SH, -C≡N,
 -NO₂, -NR₁₀₅R'₁₀₅, -CO₂R, -N(R)COR', -N(R)SO₂R',
 -C(=O)-(C₁-C₄) alkyl, -SO₂-amino, -SO₂-monoalkylamino,
 15 -SO₂-dialkylamino, -C(=O)-amino, -C(=O)-
 monoalkylamino, -C(=O)-dialkylamino, -SO₂-(C₁-C₄)
 alkyl,
 C₁-C₆ alkoxy optionally substituted with 1, 2, or 3
 groups which are independently selected from
 20 halogen,
 C₃-C₇ cycloalkyl optionally substituted with 1, 2, or
 3 groups independently selected from halogen, -
 OH, -SH, -C≡N, -CF₃, C₁-C₃ alkoxy, amino, -C₁-C₆
 alkyl and mono- or dialkylamino,
 25 C₁-C₁₀ alkyl optionally substituted with 1, 2, or 3
 groups independently selected from halogen, -OH,
 -SH, -C≡N, -CF₃, -C₁-C₃ alkoxy, amino, mono- or
 dialkylamino and -C₁-C₃ alkyl, and
 C₂-C₁₀ alkenyl or C₂-C₁₀ alkynyl each of which is
 30 optionally substituted with 1, 2, or 3 groups
 independently selected from halogen, -OH, -SH,
 -C≡N, -CF₃, C₁-C₃ alkoxy, amino, C₁-C₆ alkyl and
 mono- or dialkylamino; and the heterocyclyl

group is optionally further substituted with
oxo;

R and R' independently are hydrogen, C₁-C₁₀ alkyl, C₁-C₁₀ alkylaryl or C₁-C₁₀ alkylheteroaryl;

5 R_p is a hydrogen or a protecting group;

R₁₀₅ and R'₁₀₅ independently represent -H, -R₁₁₀, -R₁₂₀, C₃-C₇ cycloalkyl, -(C₁-C₂ alkyl)-(C₃-C₇ cycloalkyl), -(C₁-C₆ alkyl)-O-(C₁-C₃ alkyl), C₂-C₆ alkenyl, C₂-C₆ alkynyl, or C₁-C₆ alkyl chain with one double bond and one triple bond,
10 or

C₁-C₆ alkyl optionally substituted with -OH or -NH₂; or, C₁-C₆ alkyl optionally substituted with 1, 2, or 3 groups independently selected from halogen, or

R₁₀₅ and R'₁₀₅ together with the atom to which they are attached
15 form a 3 to 7 membered carbocyclic ring, where one member is optionally a heteroatom selected from -O-, -S(O)₀₋₂-, -N(R₁₃₅)-, the ring being optionally substituted with 1, 2 or 3 independently selected R₁₄₀ groups;

R₁₄₀ is heterocyclyl optionally substituted with 1, 2, 3, or 4
20 groups independently selected from C₁-C₆ alkyl, C₁-C₆ alkoxy, halogen, hydroxy, cyano, nitro, amino, mono(C₁-C₆)alkylamino, di(C₁-C₆)alkylamino, C₂-C₆ alkenyl, C₂-C₆ alkynyl, C₁-C₆ haloalkyl, C₁-C₆ haloalkoxy, amino(C₁-C₆)alkyl, mono(C₁-C₆)alkylamino(C₁-C₆)alkyl, di(C₁-C₆)alkylamino(C₁-C₆)alkyl, and =O;
25

R₁₁₀ is aryl optionally substituted with 1 or 2 R₁₂₅ groups;

R₁₂₅ at each occurrence is independently halogen, amino, mono- or dialkylamino, -OH, -C≡N, -SO₂-NH₂, -SO₂-NH-C₁-C₆ alkyl, -SO₂-N(C₁-C₆ alkyl)₂, -SO₂-(C₁-C₄ alkyl), -CO-NH₂, -CO-NH-C₁-C₆ alkyl, or -CO-N(C₁-C₆ alkyl)₂, or
30 C₁-C₆ alkyl, C₂-C₆ alkenyl or C₂-C₆ alkynyl, each of which is optionally substituted with 1, 2, or 3 groups that are independently selected from C₁-C₃ alkyl, halogen,

-OH, -SH, -C≡N, -CF₃, C₁-C₃ alkoxy, amino, and mono- and dialkylamino, or

C₁-C₆ alkoxy optionally substituted with one, two or three of halogen;

5 R₁₂₀ is heteroaryl, which is optionally substituted with 1 or 2 R₁₂₅ groups; and

R_C is hydrogen, -(CR₂₄₅R₂₅₀)₀₋₄-aryl, -(CR₂₄₅R₂₅₀)₀₋₄-heteroaryl, -(CR₂₄₅R₂₅₀)₀₋₄-heterocyclyl, -(CR₂₄₅R₂₅₀)₀₋₄-aryl-heteroaryl, -(CR₂₄₅R₂₅₀)₀₋₄-aryl-heterocyclyl, -(CR₂₄₅R₂₅₀)₀₋₄-aryl-aryl, 10 -(CR₂₄₅R₂₅₀)₀₋₄-heteroaryl-aryl, -(CR₂₄₅R₂₅₀)₀₋₄-heteroaryl-heterocyclyl, -(CR₂₄₅R₂₅₀)₀₋₄-heteroaryl-heteroaryl, -(CR₂₄₅R₂₅₀)₀₋₄-heterocyclyl-heteroaryl, -(CR₂₄₅R₂₅₀)₀₋₄-heterocyclyl-heterocyclyl, -(CR₂₄₅R₂₅₀)₀₋₄-heterocyclyl-aryl, -[C(R₂₅₅)(R₂₆₀)]₁₋₃-CO-N-(R₂₅₅)₂, -CH(aryl)₂, -CH(heteroaryl)₂, 15 -CH(heterocyclyl)₂, -CH(aryl)(heteroaryl), -(CH₂)₀₋₁-CH((CH₂)₀₋₆-OH)-(CH₂)₀₋₁-aryl, -(CH₂)₀₋₁-CH((CH₂)₀₋₆-OH)-(CH₂)₀₋₁-heteroaryl, -CH(-aryl or -heteroaryl)-CO-O(C₁-C₄ alkyl), -CH(-CH₂-OH)-CH(OH)-phenyl-NO₂, (C₁-C₆ alkyl)-O-(C₁-C₆ alkyl)-OH; -CH₂-NH-CH₂-CH(-O-CH₂-CH₃)₂, -(CH₂)₀₋₆-

20 C(=NR₂₃₅)(NR₂₃₅R₂₄₀), or

C₁-C₁₀ alkyl optionally substituted with 1, 2, or 3 groups independently selected from the group consisting of R₂₀₅, -OC=ONR₂₃₅R₂₄₀, -S(=O)₀₋₂(C₁-C₆ alkyl), -SH, -NR₂₃₅C=ONR₂₃₅R₂₄₀, -C=ONR₂₃₅R₂₄₀, and -S(=O)₂NR₂₃₅R₂₄₀, or 25 -(CH₂)₀₋₃-(C₃-C₈) cycloalkyl wherein the cycloalkyl is optionally substituted with 1, 2, or 3 groups independently selected from the group consisting of R₂₀₅, -CO₂H, and -CO₂-(C₁-C₄ alkyl), or

30 cyclopentyl, cyclohexyl, or cycloheptyl ring fused to aryl, heteroaryl, or heterocyclyl wherein one, two or three carbons of the cyclopentyl, cyclohexyl, or cycloheptyl is optionally replaced with a heteroatom independently selected from NH, NR₂₁₅, O, or S(=O)₀₋₂, and wherein the cyclopentyl, cyclohexyl, or

cycloheptyl group can be optionally substituted with one or two groups that are independently R_{205} , =O, -CO-NR₂₃₅R₂₄₀, or -SO₂-(C₁-C₄ alkyl), or C₂-C₁₀ alkenyl or C₂-C₁₀ alkynyl, each of which is optionally substituted with 1, 2, or 3 R_{205} groups, wherein

each aryl and heteroaryl is optionally substituted with 1, 2, or 3 R_{200} , and wherein each heterocyclyl is optionally substituted with 1, 2, 3, or 4 R_{210} ;

R_{200} at each occurrence is independently selected from -OH, -NO₂, halogen, -CO₂H, C≡N, -(CH₂)₀₋₄-CO-NR₂₂₀R₂₂₅, -(CH₂)₀₋₄-CO-(C₁-C₁₂ alkyl), -(CH₂)₀₋₄-CO-(C₂-C₁₂ alkenyl), -(CH₂)₀₋₄-CO-(C₂-C₁₂ alkynyl), -(CH₂)₀₋₄-CO-(C₃-C₇ cycloalkyl), -(CH₂)₀₋₄-CO-aryl, -(CH₂)₀₋₄-CO-heteroaryl, -(CH₂)₀₋₄-CO-heterocyclyl, -(CH₂)₀₋₄-CO-O-R₂₁₅, -(CH₂)₀₋₄-SO₂-NR₂₂₀R₂₂₅, -(CH₂)₀₋₄-SO-(C₁-C₈ alkyl), -(CH₂)₀₋₄-SO₂-(C₁-C₁₂ alkyl), -(CH₂)₀₋₄-SO₂-(C₃-C₇ cycloalkyl), -(CH₂)₀₋₄-N(H or R_{215})-CO-O-R₂₁₅, -(CH₂)₀₋₄-N(H or R_{215})-CO-N(R_{215})₂, -(CH₂)₀₋₄-N-CS-N(R_{215})₂, -(CH₂)₀₋₄-N(-H or R_{215})-CO-R₂₂₀, -(CH₂)₀₋₄-NR₂₂₀R₂₂₅, -(CH₂)₀₋₄-O-CO-(C₁-C₆ alkyl), -(CH₂)₀₋₄-O-P(O)-(OR₂₄₀)₂, -(CH₂)₀₋₄-O-CO-N(R_{215})₂, -(CH₂)₀₋₄-O-CS-N(R_{215})₂, -(CH₂)₀₋₄-O-(R_{215}), -(CH₂)₀₋₄-O-(R_{215})-COOH, -(CH₂)₀₋₄-S-(R_{215}), -(CH₂)₀₋₄-O-(C₁-C₆ alkyl optionally substituted with 1, 2, 3, or 5 -F), C₃-C₇ cycloalkyl, -(CH₂)₀₋₄-N(H or R_{215})-SO₂-R₂₂₀, -(CH₂)₀₋₄-C₃-C₇ cycloalkyl, or C₁-C₁₀ alkyl optionally substituted with 1, 2, or 3 R_{205} groups, or C₂-C₁₀ alkenyl or C₂-C₁₀ alkynyl, each of which is optionally substituted with 1 or 2 R_{205} groups, wherein

the aryl and heteroaryl groups at each occurrence are optionally substituted with 1, 2, or 3 groups that are independently R_{205} , R_{210} , or

C₁-C₆ alkyl substituted with 1, 2, or 3 groups that
 are independently R₂₀₅ or R₂₁₀, and wherein
 the heterocyclyl group at each occurrence is optionally
 substituted with 1, 2, or 3 groups that are
 5 independently R₂₁₀;
 R₂₀₅ at each occurrence is independently selected from C₁-C₆
 alkyl, halogen, -OH, -O-phenyl, -SH, -C≡N, -CF₃, C₁-C₆
 alkoxy, NH₂, NH(C₁-C₆ alkyl) or N-(C₁-C₆ alkyl)(C₁-C₆
 alkyl);
 10 R₂₁₀ at each occurrence is independently selected from halogen,
 C₁-C₆ alkoxy, C₁-C₆ haloalkoxy, -NR₂₂₀R₂₂₅, OH, C≡N, -CO-(C₁-
 C₄ alkyl), -SO₂-NR₂₃₅R₂₄₀, -CO-NR₂₃₅R₂₄₀, -SO₂-(C₁-C₄ alkyl),
 =O, or
 C₁-C₆ alkyl, C₂-C₆ alkenyl, C₂-C₆ alkynyl or C₃-C₇
 15 cycloalkyl, each of which is optionally substituted
 with 1, 2, or 3 R₂₀₅ groups;
 R₂₁₅ at each occurrence is independently selected from C₁-C₆
 alkyl, -(CH₂)₀₋₂-(aryl), C₂-C₆ alkenyl, C₂-C₆ alkynyl, C₃-C₇
 cycloalkyl, and -(CH₂)₀₋₂-(heteroaryl), -(CH₂)₀₋₂-
 20 (heterocyclyl), wherein
 the aryl group at each occurrence is optionally
 substituted with 1, 2, or 3 groups that are
 independently R₂₀₅ or R₂₁₀, and wherein
 the heterocyclyl and heteroaryl groups at each occurrence
 25 are optionally substituted with 1, 2, or 3 R₂₁₀;
 R₂₂₀ and R₂₂₅ at each occurrence are independently selected from
 -H, -C₃-C₇ cycloalkyl, -(C₁-C₂ alkyl)-(C₃-C₇ cycloalkyl), -
 (C₁-C₆ alkyl)-O-(C₁-C₃ alkyl), -C₂-C₆ alkenyl, -C₂-C₆
 alkynyl, -C₁-C₆ alkyl chain with one double bond and one
 30 triple bond, -aryl, -heteroaryl, and -heterocyclyl, or
 -C₁-C₁₀ alkyl optionally substituted with -OH, -NH₂ or
 halogen, wherein

the aryl, heterocyclyl and heteroaryl groups at each occurrence are optionally substituted with 1, 2, or 3 R₂₇₀ groups

R₂₃₅ and R₂₄₀ at each occurrence are independently H, or C₁-C₆ alkyl;

R₂₄₅ and R₂₅₀ at each occurrence are independently selected from -H, C₁-C₄ alkyl, C₁-C₄ alkylaryl, C₁-C₄ alkylheteroaryl, C₁-C₄ hydroxyalkyl, C₁-C₄ alkoxy, C₁-C₄ haloalkoxy, -(CH₂)₀₋₄-C₃-C₇ cycloalkyl, C₂-C₆ alkenyl, C₂-C₆ alkynyl, and phenyl; or

R₂₄₅ and R₂₅₀ are taken together with the carbon to which they are attached to form a carbocycle of 3, 4, 5, 6, or 7 carbon atoms, where one carbon atom is optionally replaced by a heteroatom selected from -O-, -S-, -SO₂-, and -NR₂₂₀-;

R₂₅₅ and R₂₆₀ at each occurrence are independently selected from -H, -(CH₂)₁₋₂-S(O)₀₋₂-(C₁-C₆ alkyl), -(C₁-C₄ alkyl)-aryl, -(C₁-C₄ alkyl)-heteroaryl, -(C₁-C₄ alkyl)-heterocyclyl, -aryl, -heteroaryl, -heterocyclyl, -(CH₂)₁₋₄-R₂₆₅-(CH₂)₀₋₄-aryl, -(CH₂)₁₋₄-R₂₆₅-(CH₂)₀₋₄-heteroaryl, -(CH₂)₁₋₄-R₂₆₅-(CH₂)₀₋₄-heterocyclyl, or

C₁-C₆ alkyl, C₂-C₆ alkenyl, C₂-C₆ alkynyl or -(CH₂)₀₋₄-C₃-C₇ cycloalkyl, each of which is optionally substituted with 1, 2, or 3 R₂₀₅ groups, wherein

each aryl or phenyl is optionally substituted with 1, 2, or 3 groups that are independently R₂₀₅, R₂₁₀, or C₁-C₆ alkyl substituted with 1, 2, or 3 groups that are independently R₂₀₅ or R₂₁₀, and wherein each heterocyclyl is optionally substituted with 1, 2, 3, or 4 R₂₁₀;

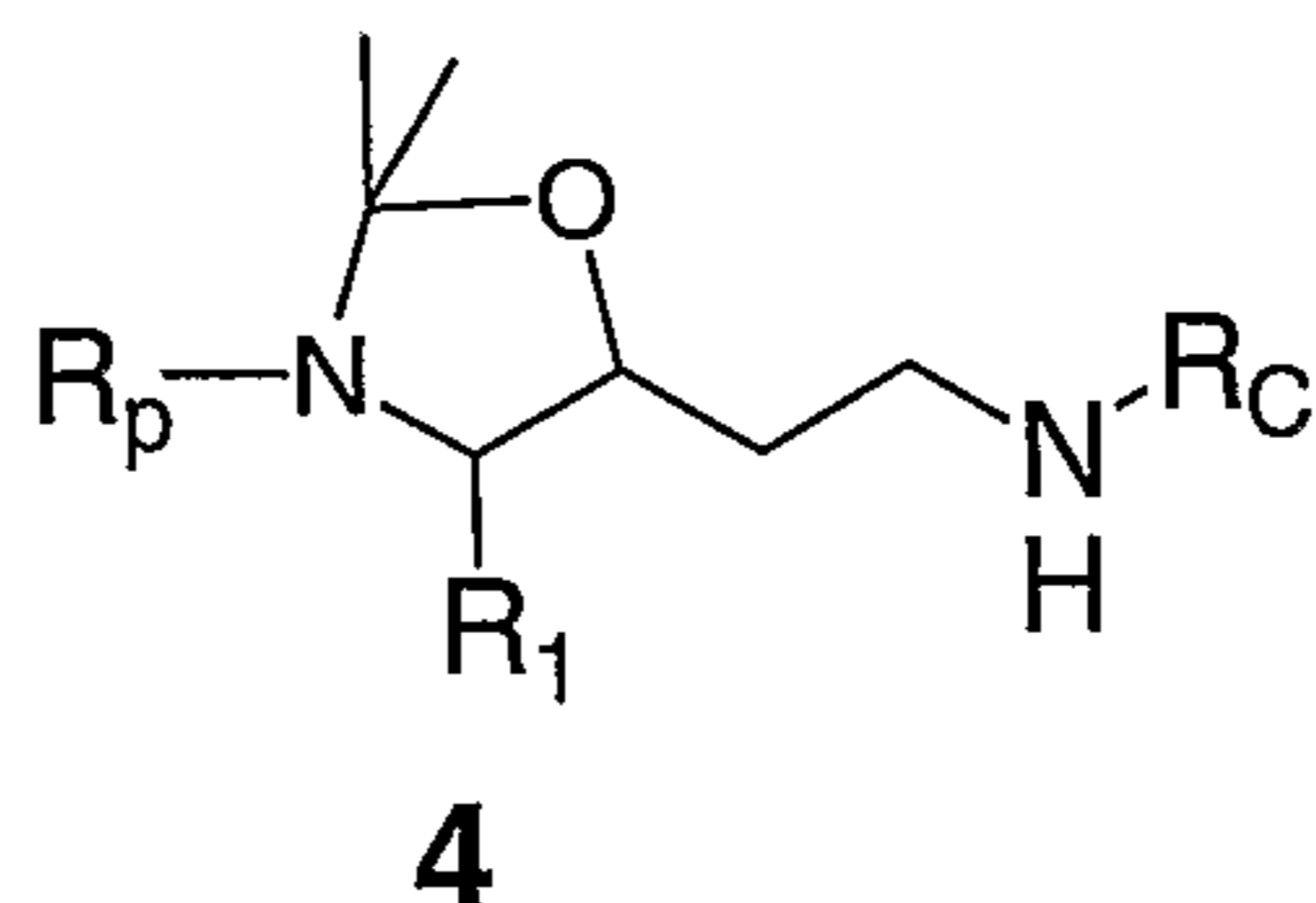
R₂₆₅ at each occurrence is independently -O-, -S- or -N(C₁-C₆ alkyl)-; and

R₂₇₀ at each occurrence is independently R₂₀₅, halogen C₁-C₆ alkoxy, C₁-C₆ haloalkoxy, NR₂₃₅R₂₄₀, -OH, -C≡N, -CO-(C₁-C₄

alkyl), $-\text{SO}_2\text{-NR}_{235}\text{R}_{240}$, $-\text{CO-NR}_{235}\text{R}_{240}$, $-\text{SO}_2\text{-(C}_1\text{-C}_4\text{ alkyl)}$, $=\text{O}$,
or

$\text{C}_1\text{-C}_6$ alkyl, $\text{C}_2\text{-C}_6$ alkenyl, $\text{C}_2\text{-C}_6$ alkynyl or $-(\text{CH}_2)_{0-4}\text{-C}_3\text{-C}_7$
cycloalkyl, each of which is optionally substituted
5 with 1, 2, or 3 R_{205} groups.

16. A compound of the formula 4:



R_1 is $-(\text{CH}_2)_{1-2}\text{-S(O)}_{0-2}\text{-(C}_1\text{-C}_6\text{ alkyl)}$, or

10 $\text{C}_1\text{-C}_{10}$ alkyl optionally substituted with 1, 2, or 3 groups
independently selected from halogen, $-\text{OH}$, $=\text{O}$, $-\text{SH}$,
 $-\text{C}\equiv\text{N}$, $-\text{CF}_3$, $\text{C}_1\text{-C}_3$ alkoxy, amino, mono- or
dialkylamino, $-\text{N(R)C(O)R}'$, $-\text{OC(=O)-amino}$ and
 OC(=O)-mono- or dialkylamino, or
15 $\text{C}_2\text{-C}_6$ alkenyl or $\text{C}_2\text{-C}_6$ alkynyl, each of which is optionally
substituted with 1, 2, or 3 groups independently
selected from halogen, $-\text{OH}$, $-\text{SH}$, $-\text{C}\equiv\text{N}$, $-\text{CF}_3$, $\text{C}_1\text{-C}_3$
alkoxy, amino, and mono- or dialkylamino, or
aryl, heteroaryl, heterocyclyl, aryl- $(\text{C}_1\text{-C}_6)\text{alkyl-}$,
20 heteroaryl- $(\text{C}_1\text{-C}_6)\text{alkyl-}$, or heterocyclyl- $(\text{C}_1\text{-C}_6)\text{alkyl-}$, where the ring portions of each are
optionally substituted with 1, 2, 3, or 4 groups
independently selected from halogen, $-\text{OH}$, $-\text{SH}$, $-\text{C}\equiv\text{N}$,
 $-\text{NO}_2$, $-\text{NR}_{105}\text{R}'_{105}$, $-\text{CO}_2\text{R}$, $-\text{N(R)COR}'$, $-\text{N(R)SO}_2\text{R}'$,
25 $-\text{C(=O)-(C}_1\text{-C}_4\text{) alkyl}$, $-\text{SO}_2\text{-amino}$, $-\text{SO}_2\text{-monoalkylamino}$,
 $-\text{SO}_2\text{-dialkylamino}$, $-\text{C(=O)-amino}$, $-\text{C(=O)-}$
monoalkylamino, $-\text{C(=O)-dialkylamino}$, $-\text{SO}_2\text{-(C}_1\text{-C}_4\text{)}$
alkyl,

C₁-C₆ alkoxy optionally substituted with 1, 2, or 3 groups which are independently selected from halogen,

5 C₃-C₇ cycloalkyl optionally substituted with 1, 2, or 3 groups independently selected from halogen, -OH, -SH, -C≡N, -CF₃, C₁-C₃ alkoxy, amino, -C₁-C₆ alkyl and mono- or dialkylamino,

10 C₁-C₁₀ alkyl optionally substituted with 1, 2, or 3 groups independently selected from halogen, -OH, -SH, -C≡N, -CF₃, -C₁-C₃ alkoxy, amino, mono- or dialkylamino and -C₁-C₃ alkyl, and

15 C₂-C₁₀ alkenyl or C₂-C₁₀ alkynyl each of which is optionally substituted with 1, 2, or 3 groups independently selected from halogen, -OH, -SH, -C≡N, -CF₃, C₁-C₃ alkoxy, amino, C₁-C₆ alkyl and mono- or dialkylamino; and the heterocyclyl group is optionally further substituted with oxo;

20 R and R' independently are hydrogen, C₁-C₁₀ alkyl, C₁-C₁₀ alkylaryl or C₁-C₁₀ alkylheteroaryl;

R_p is a hydrogen or a protecting group;

25 R₁₀₅ and R'₁₀₅ independently represent -H, -R₁₁₀, -R₁₂₀, C₃-C₇ cycloalkyl, -(C₁-C₂ alkyl)-(C₃-C₇ cycloalkyl), -(C₁-C₆ alkyl)-O-(C₁-C₃ alkyl), C₂-C₆ alkenyl, C₂-C₆ alkynyl, or C₁-C₆ alkyl chain with one double bond and one triple bond, or

C₁-C₆ alkyl optionally substituted with -OH or -NH₂; or, C₁-C₆ alkyl optionally substituted with 1, 2, or 3 groups independently selected from halogen, or

30 R₁₀₅ and R'₁₀₅ together with the atom to which they are attached form a 3 to 7 membered carbocyclic ring, where one member is optionally a heteroatom selected from -O-, -S(O)₀₋₂-, -N(R₁₃₅)-, the ring being optionally substituted with 1, 2 or 3 independently selected R₁₄₀ groups;

- R_{140} is heterocyclyl optionally substituted with 1, 2, 3, or 4 groups independently selected from C_1 - C_6 alkyl, C_1 - C_6 alkoxy, halogen, hydroxy, cyano, nitro, amino, mono(C_1 - C_6)alkylamino, di(C_1 - C_6)alkylamino, C_2 - C_6 alkenyl, C_2 - C_6 alkynyl, C_1 - C_6 haloalkyl, C_1 - C_6 haloalkoxy, amino(C_1 - C_6)alkyl, mono(C_1 - C_6)alkylamino(C_1 - C_6)alkyl, di(C_1 - C_6)alkylamino(C_1 - C_6)alkyl, and =O;
- R_{110} is aryl optionally substituted with 1 or 2 R_{125} groups;
- R_{125} at each occurrence is independently halogen, amino, mono- or dialkylamino, -OH, -C≡N, -SO₂-NH₂, -SO₂-NH- C_1 - C_6 alkyl, -SO₂-N(C_1 - C_6 alkyl)₂, -SO₂-(C_1 - C_4 alkyl), -CO-NH₂, -CO-NH- C_1 - C_6 alkyl, or -CO-N(C_1 - C_6 alkyl)₂, or C_1 - C_6 alkyl, C_2 - C_6 alkenyl or C_2 - C_6 alkynyl, each of which is optionally substituted with 1, 2, or 3 groups that are independently selected from C_1 - C_3 alkyl, halogen, -OH, -SH, -C≡N, -CF₃, C_1 - C_3 alkoxy, amino, and mono- and dialkylamino, or C_1 - C_6 alkoxy optionally substituted with one, two or three of halogen;
- R_{120} is heteroaryl, which is optionally substituted with 1 or 2 R_{125} groups; and
- R_C is hydrogen, -(CR₂₄₅R₂₅₀)₀₋₄-aryl, -(CR₂₄₅R₂₅₀)₀₋₄-heteroaryl, -(CR₂₄₅R₂₅₀)₀₋₄-heterocyclyl, -(CR₂₄₅R₂₅₀)₀₋₄-aryl-heteroaryl, -(CR₂₄₅R₂₅₀)₀₋₄-aryl-heterocyclyl, -(CR₂₄₅R₂₅₀)₀₋₄-aryl-aryl, -(CR₂₄₅R₂₅₀)₀₋₄-heteroaryl-aryl, -(CR₂₄₅R₂₅₀)₀₋₄-heteroaryl-heterocyclyl, -(CR₂₄₅R₂₅₀)₀₋₄-heteroaryl-heteroaryl, -(CR₂₄₅R₂₅₀)₀₋₄-heterocyclyl-heteroaryl, -(CR₂₄₅R₂₅₀)₀₋₄-heterocyclyl-heterocyclyl, -(CR₂₄₅R₂₅₀)₀₋₄-heterocyclyl-aryl, -[C(R₂₅₅)(R₂₆₀)]₁₋₃-CO-N-(R₂₅₅)₂, -CH(aryl)₂, -CH(heteroaryl)₂, -CH(heterocyclyl)₂, -CH(aryl)(heteroaryl), -(CH₂)₀₋₁-CH((CH₂)₀₋₆-OH)-(CH₂)₀₋₁-aryl, -(CH₂)₀₋₁-CH((CH₂)₀₋₆-OH)-(CH₂)₀₋₁-heteroaryl, -CH(-aryl or -heteroaryl)-CO-O(C_1 - C_4 alkyl), -CH(-CH₂-OH)-CH(OH)-phenyl-NO₂, (C_1 - C_6 alkyl)-O-(C_1 - C_6

alkyl)-OH; $-\text{CH}_2-\text{NH}-\text{CH}_2-\text{CH}(-\text{O}-\text{CH}_2-\text{CH}_3)_2$, $-(\text{CH}_2)_{0-6}-$
 $\text{C}(=\text{NR}_{235})(\text{NR}_{235}\text{R}_{240})$, or
 C_1-C_{10} alkyl optionally substituted with 1, 2, or 3 groups
 independently selected from the group consisting of
 5 R_{205} , $-\text{OC}=\text{ONR}_{235}\text{R}_{240}$, $-\text{S}(=\text{O})_{0-2}(\text{C}_1-\text{C}_6 \text{ alkyl})$, $-\text{SH}$,
 $-\text{NR}_{235}\text{C}=\text{ONR}_{235}\text{R}_{240}$, $-\text{C}=\text{ONR}_{235}\text{R}_{240}$, and $-\text{S}(=\text{O})_2\text{NR}_{235}\text{R}_{240}$, or
 $-(\text{CH}_2)_{0-3}-(\text{C}_3-\text{C}_8)$ cycloalkyl wherein the cycloalkyl is
 optionally substituted with 1, 2, or 3 groups
 independently selected from the group consisting of
 10 R_{205} , $-\text{CO}_2\text{H}$, and $-\text{CO}_2-(\text{C}_1-\text{C}_4 \text{ alkyl})$, or
 cyclopentyl, cyclohexyl, or cycloheptyl ring fused to
 aryl, heteroaryl, or heterocyclyl wherein one, two
 or three carbons of the cyclopentyl, cyclohexyl, or
 cycloheptyl is optionally replaced with a heteroatom
 15 independently selected from NH, NR_{215} , O, or $\text{S}(=\text{O})_{0-2}$,
 and wherein the cyclopentyl, cyclohexyl, or
 cycloheptyl group can be optionally substituted with
 one or two groups that are independently R_{205} , =O,
 $-\text{CO}-\text{NR}_{235}\text{R}_{240}$, or $-\text{SO}_2-(\text{C}_1-\text{C}_4 \text{ alkyl})$, or
 20 C_2-C_{10} alkenyl or C_2-C_{10} alkynyl, each of which is
 optionally substituted with 1, 2, or 3 R_{205} groups,
 wherein
 each aryl and heteroaryl is optionally substituted with 1,
 2, or 3 R_{200} , and wherein each heterocyclyl is
 25 optionally substituted with 1, 2, 3, or 4 R_{210} ;
 R_{200} at each occurrence is independently selected from -OH,
 $-\text{NO}_2$, halogen, $-\text{CO}_2\text{H}$, $\text{C}\equiv\text{N}$, $-(\text{CH}_2)_{0-4}-\text{CO}-\text{NR}_{220}\text{R}_{225}$, $-(\text{CH}_2)_{0-4}-$
 $\text{CO}-(\text{C}_1-\text{C}_{12} \text{ alkyl})$, $-(\text{CH}_2)_{0-4}-\text{CO}-(\text{C}_2-\text{C}_{12} \text{ alkenyl})$, $-(\text{CH}_2)_{0-4}-$
 $\text{CO}-(\text{C}_2-\text{C}_{12} \text{ alkynyl})$, $-(\text{CH}_2)_{0-4}-\text{CO}-(\text{C}_3-\text{C}_7 \text{ cycloalkyl})$, $-(\text{CH}_2)_{0-4}-$
 30 $\text{CO}-\text{aryl}$, $-(\text{CH}_2)_{0-4}-\text{CO}-\text{heteroaryl}$, $-(\text{CH}_2)_{0-4}-\text{CO}-$
 heterocyclyl , $-(\text{CH}_2)_{0-4}-\text{CO}-\text{O}-\text{R}_{215}$, $-(\text{CH}_2)_{0-4}-\text{SO}_2-\text{NR}_{220}\text{R}_{225}$, $-$
 $(\text{CH}_2)_{0-4}-\text{SO}-(\text{C}_1-\text{C}_8 \text{ alkyl})$, $-(\text{CH}_2)_{0-4}-\text{SO}_2-(\text{C}_1-\text{C}_{12} \text{ alkyl})$, $-$
 $(\text{CH}_2)_{0-4}-\text{SO}_2-(\text{C}_3-\text{C}_7 \text{ cycloalkyl})$, $-(\text{CH}_2)_{0-4}-\text{N}(\text{H} \text{ or } \text{R}_{215})-\text{CO}-\text{O}-$
 R_{215} , $-(\text{CH}_2)_{0-4}-\text{N}(\text{H} \text{ or } \text{R}_{215})-\text{CO}-\text{N}(\text{R}_{215})_2$, $-(\text{CH}_2)_{0-4}-\text{N}-\text{CS}-$

- $N(R_{215})_2$, $-(CH_2)_{0-4}-N(-H \text{ or } R_{215})-CO-R_{220}$, $-(CH_2)_{0-4}-NR_{220}R_{225}$,
 $-(CH_2)_{0-4}-O-CO-(C_1-C_6 \text{ alkyl})$, $-(CH_2)_{0-4}-O-P(O)-(OR_{240})_2$,
 $-(CH_2)_{0-4}-O-CO-N(R_{215})_2$, $-(CH_2)_{0-4}-O-CS-N(R_{215})_2$, $-(CH_2)_{0-4}-O-$
 (R_{215}) , $-(CH_2)_{0-4}-O-(R_{215})-COOH$, $-(CH_2)_{0-4}-S-(R_{215})$, $-(CH_2)_{0-4}-O-$
5 $(C_1-C_6 \text{ alkyl optionally substituted with 1, 2, 3, or 5 - F})$, $C_3-C_7 \text{ cycloalkyl}$, $-(CH_2)_{0-4}-N(H \text{ or } R_{215})-SO_2-R_{220}$, $-(CH_2)_{0-4}-$
 $C_3-C_7 \text{ cycloalkyl}$, or
 $C_1-C_{10} \text{ alkyl optionally substituted with 1, 2, or 3 } R_{205}$
groups, or
10 $C_2-C_{10} \text{ alkenyl or } C_2-C_{10} \text{ alkynyl}$, each of which is
optionally substituted with 1 or 2 R_{205} groups,
wherein
the aryl and heteroaryl groups at each occurrence are
optionally substituted with 1, 2, or 3 groups that
15 are independently R_{205} , R_{210} , or
 $C_1-C_6 \text{ alkyl substituted with 1, 2, or 3 groups that}$
are independently R_{205} or R_{210} , and wherein
the heterocyclyl group at each occurrence is optionally
substituted with 1, 2, or 3 groups that are
20 independently R_{210} ;
 R_{205} at each occurrence is independently selected from C_1-C_6
alkyl, halogen, $-OH$, $-O\text{-phenyl}$, $-SH$, $-C\equiv N$, $-CF_3$, C_1-C_6
alkoxy, NH_2 , $NH(C_1-C_6 \text{ alkyl})$ or $N-(C_1-C_6 \text{ alkyl})(C_1-C_6$
alkyl);
25 R_{210} at each occurrence is independently selected from halogen,
 $C_1-C_6 \text{ alkoxy}$, $C_1-C_6 \text{ haloalkoxy}$, $-NR_{220}R_{225}$, OH , $C\equiv N$, $-CO-(C_1-$
 $C_4 \text{ alkyl})$, $-SO_2-NR_{235}R_{240}$, $-CO-NR_{235}R_{240}$, $-SO_2-(C_1-C_4 \text{ alkyl})$,
 $=O$, or
 $C_1-C_6 \text{ alkyl}$, $C_2-C_6 \text{ alkenyl}$, $C_2-C_6 \text{ alkynyl}$ or C_3-C_7
30 cycloalkyl , each of which is optionally substituted
with 1, 2, or 3 R_{205} groups;
 R_{215} at each occurrence is independently selected from C_1-C_6
alkyl, $-(CH_2)_{0-2}-(\text{aryl})$, $C_2-C_6 \text{ alkenyl}$, $C_2-C_6 \text{ alkynyl}$, C_3-C_7

cycloalkyl, and $-(\text{CH}_2)_{0-2}-(\text{heteroaryl})$, $-(\text{CH}_2)_{0-2}-$
(heterocyclyl), wherein

the aryl group at each occurrence is optionally
substituted with 1, 2, or 3 groups that are
5 independently R_{205} or R_{210} , and wherein
the heterocyclyl and heteroaryl groups at each occurrence
are optionally substituted with 1, 2, or 3 R_{210} ;

R_{220} and R_{225} at each occurrence are independently selected from
-H, $-\text{C}_3-\text{C}_7$ cycloalkyl, $-(\text{C}_1-\text{C}_2 \text{ alkyl})-(\text{C}_3-\text{C}_7 \text{ cycloalkyl})$, -
10 $(\text{C}_1-\text{C}_6 \text{ alkyl})-\text{O}-(\text{C}_1-\text{C}_3 \text{ alkyl})$, $-\text{C}_2-\text{C}_6$ alkenyl, $-\text{C}_2-\text{C}_6$
alkynyl, $-\text{C}_1-\text{C}_6$ alkyl chain with one double bond and one
triple bond, -aryl, -heteroaryl, and -heterocyclyl, or
 $-\text{C}_1-\text{C}_{10}$ alkyl optionally substituted with -OH, $-\text{NH}_2$ or
halogen, wherein

15 the aryl, heterocyclyl and heteroaryl groups at each
occurrence are optionally substituted with 1, 2, or 3
 R_{270} groups

R_{235} and R_{240} at each occurrence are independently H, or C_1-C_6
alkyl;

20 R_{245} and R_{250} at each occurrence are independently selected from
-H, C_1-C_4 alkyl, C_1-C_4 alkylaryl, C_1-C_4 alkylheteroaryl, C_1-
 C_4 hydroxyalkyl, C_1-C_4 alkoxy, C_1-C_4 haloalkoxy, $-(\text{CH}_2)_{0-4}-$
 C_3-C_7 cycloalkyl, C_2-C_6 alkenyl, C_2-C_6 alkynyl, and phenyl;
or

25 R_{245} and R_{250} are taken together with the carbon to which they
are attached to form a carbocycle of 3, 4, 5, 6, or 7
carbon atoms, where one carbon atom is optionally replaced
by a heteroatom selected from -O-, -S-, $-\text{SO}_2-$, and $-\text{NR}_{220}-$;

R_{255} and R_{260} at each occurrence are independently selected from
30 -H, $-(\text{CH}_2)_{1-2}-\text{S}(\text{O})_{0-2}-(\text{C}_1-\text{C}_6 \text{ alkyl})$, $-(\text{C}_1-\text{C}_4 \text{ alkyl})-\text{aryl}$,
 $-(\text{C}_1-\text{C}_4 \text{ alkyl})-\text{heteroaryl}$, $-(\text{C}_1-\text{C}_4 \text{ alkyl})-\text{heterocyclyl}$, -
aryl, -heteroaryl, -heterocyclyl, $-(\text{CH}_2)_{1-4}-\text{R}_{265}-(\text{CH}_2)_{0-4}-$
aryl, $-(\text{CH}_2)_{1-4}-\text{R}_{265}-(\text{CH}_2)_{0-4}-\text{heteroaryl}$, $-(\text{CH}_2)_{1-4}-\text{R}_{265}-(\text{CH}_2)_{0-4}-$
4-heterocyclyl, or

C_1-C_6 alkyl, C_2-C_6 alkenyl, C_2-C_6 alkynyl or $-(CH_2)_{0-4}-C_3-C_7$ cycloalkyl, each of which is optionally substituted with 1, 2, or 3 R_{205} groups, wherein each aryl or phenyl is optionally substituted with 1, 2, or 3 groups that are independently R_{205} , R_{210} , or C_1-C_6 alkyl substituted with 1, 2, or 3 groups that are independently R_{205} or R_{210} , and wherein each heterocyclyl is optionally substituted with 1, 2, 3, or 4 R_{210} ;

R_{265} at each occurrence is independently $-O-$, $-S-$ or $-N(C_1-C_6 \text{ alkyl})-$; and

R_{270} at each occurrence is independently R_{205} , halogen C_1-C_6 alkoxy, C_1-C_6 haloalkoxy, $NR_{235}R_{240}$, $-OH$, $-C\equiv N$, $-CO-(C_1-C_4 \text{ alkyl})$, $-SO_2-NR_{235}R_{240}$, $-CO-NR_{235}R_{240}$, $-SO_2-(C_1-C_4 \text{ alkyl})$, $=O$, or

C_1-C_6 alkyl, C_2-C_6 alkenyl, C_2-C_6 alkynyl or $-(CH_2)_{0-4}-C_3-C_7$ cycloalkyl, each of which is optionally substituted with 1, 2, or 3 R_{205} groups.

17. A method for the treatment or prevention of Alzheimer's disease, mild cognitive impairment Down's syndrome, Hereditary Cerebral Hemorrhage with Amyloidosis of the Dutch-Type, cerebral amyloid angiopathy, other degenerative dementias, dementias of mixed vascular and degenerative origin, dementia associated with Parkinson's disease, dementia associated with progressive supranuclear palsy, dementia associated with cortical basal degeneration, diffuse Lewy body type of Alzheimer's disease comprising administration of a therapeutically effective amount of a compound or salt according to any one of Claims 1-15, to a patient in need thereof.

18. A method of treatment as in claim 17, wherein the patient is a human.

19. A method of treatment according to claim 17, wherein the disease is dementia.

5 20. The use of a compound or salt according to claim 1 for the manufacture of a medicament.

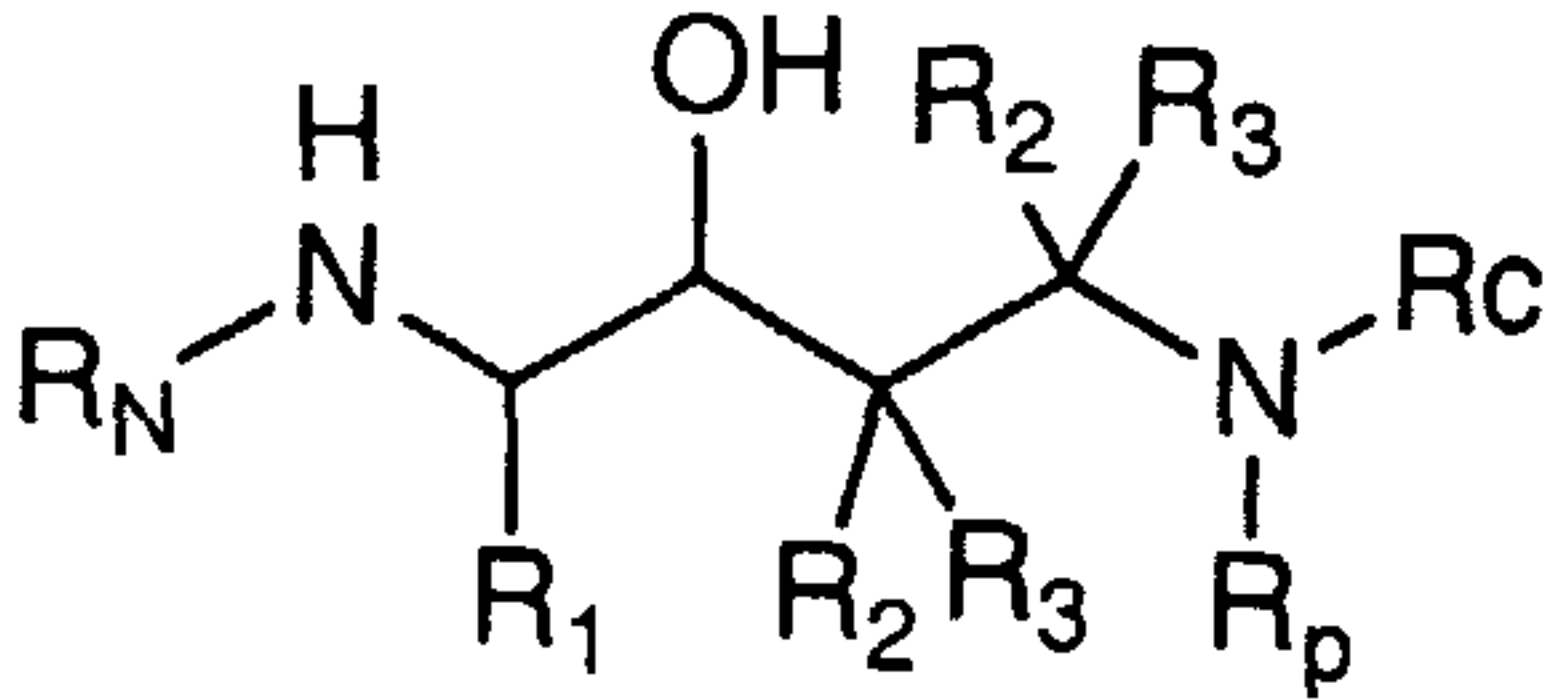
21. The use of a compound or salt according to claim 1 for the manufacture of a medicament for use in the treatment or
10 prevention of Alzheimer's disease, mild cognitive impairment, Down's syndrome, Hereditary Cerebral Hemorrhage with Amyloidosis of the Dutch-Type, cerebral amyloid angiopathy, other degenerative dementias, dementias of mixed vascular and degenerative origin, dementia associated with Parkinson's
15 disease, dementia associated with progressive supranuclear palsy, dementia associated with cortical basal degeneration, or diffuse Lewy body type of Alzheimer's disease.

22. A method according to claim 17, where the method is for
20 treating Alzheimer's disease.

23. A method of preparing a compound of claim 1.

24. A pharmaceutical composition comprising a compound
25 according to any of claims 1-15.

25. A compound according to claim 1 wherein R_c and R_p are each hydrogen.



(I)