



US00D405104S

United States Patent [19]
Flanagan

[11] **Patent Number: Des. 405,104**
[45] **Date of Patent: **Feb. 2, 1999**

[54] **EYEWEAR**

[75] Inventor: **Mark J. Flanagan**, Rochester, N.Y.

[73] Assignee: **Bausch & Lomb Incorporated**,
Rochester, N.Y.

[**] Term: **14 Years**

[21] Appl. No.: **84,766**

[22] Filed: **Mar. 10, 1998**

Related U.S. Application Data

[62] Division of Ser. No. 46,652, Oct. 20, 1995, abandoned.

[51] **LOC (6) Cl.** **16-06**

[52] **U.S. Cl.** **D16/326**

[58] **Field of Search** D16/101, 300-330,
D16/335; 351/41, 44, 51, 52, 158, 111;
2/447, 448

[56] **References Cited**

U.S. PATENT DOCUMENTS

- D. 231,950 6/1974 Bloch D16/320
- D. 354,506 1/1995 Flancavilla D16/335
- D. 362,260 9/1995 Lin D16/329

- D. 366,891 2/1996 Arnette D16/326
- D. 384,967 10/1997 Conway D16/326
- D. 387,793 12/1997 Flanagan D16/326
- 4,360,252 11/1982 Solomon 351/95
- 5,270,743 12/1993 Hofmair 351/86

OTHER PUBLICATIONS

Optician, Dec. 13, 1974, p. 2.
Hong Kong Enterprise, Mar. 1987, p. 188, Glasses #613.

Primary Examiner—Raphael Barkai
Attorney, Agent, or Firm—Katherine McGuire

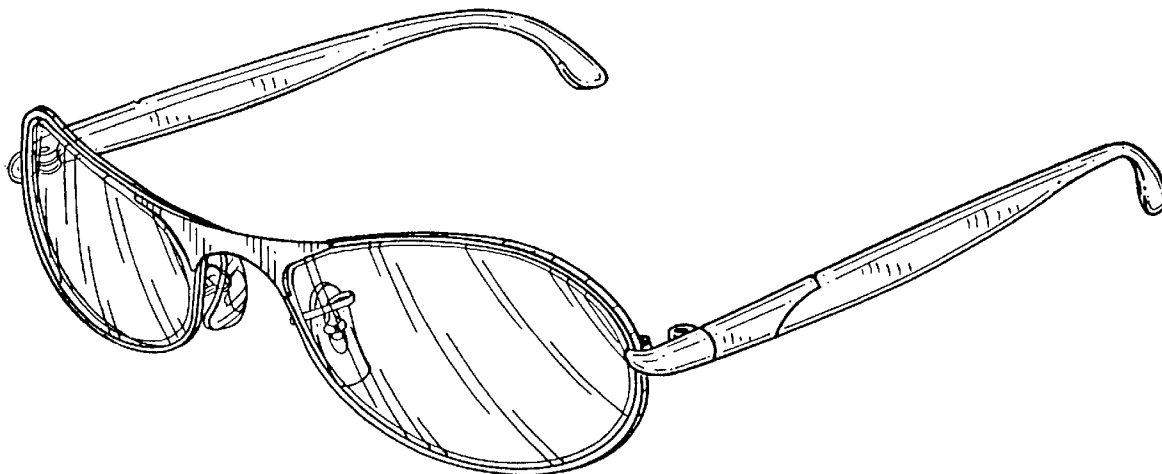
[57] **CLAIM**

The ornamental design for an eyewear, as shown and described.

DESCRIPTION

FIG. 1 is a front, perspective view of an eyewear showing my new design;
FIG. 2 is a front, elevational view thereof;
FIG. 3 is a rear, elevational view thereof;
FIG. 4 is a side, elevational view thereof, the opposite side being a mirror image;
FIG. 5 is a top, plan view thereof; and,
FIG. 6 is a bottom, plan view thereof.

1 Claim, 5 Drawing Sheets



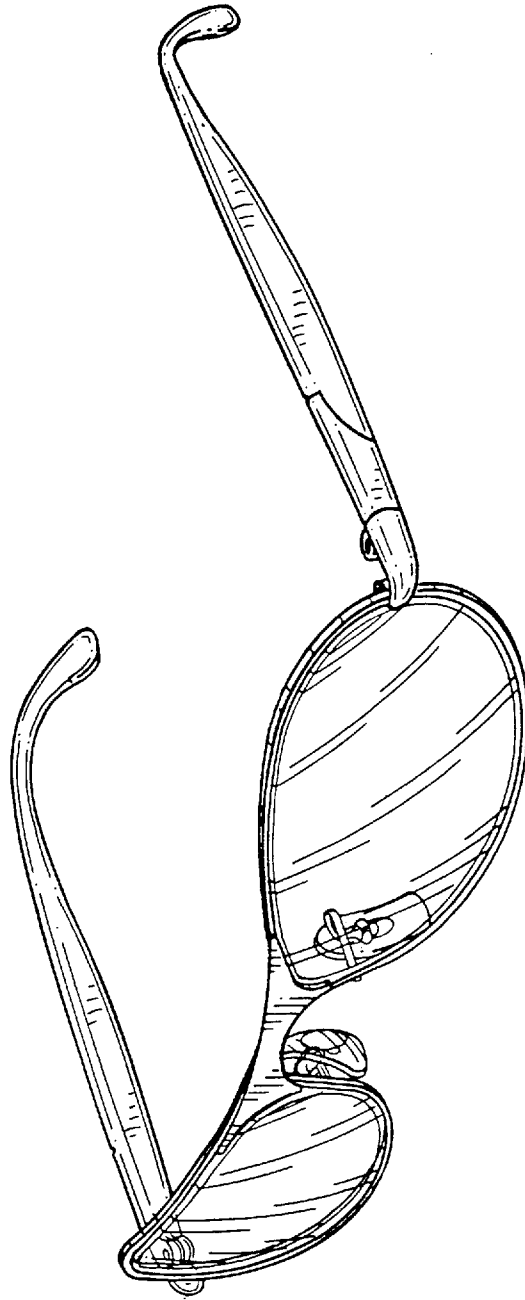


FIG. 1

FIG. 2

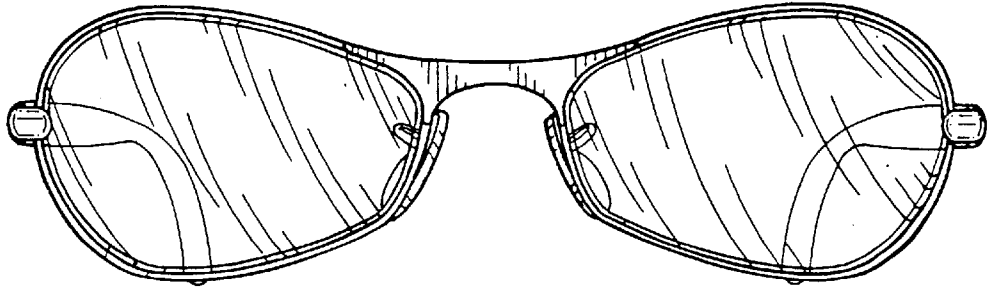
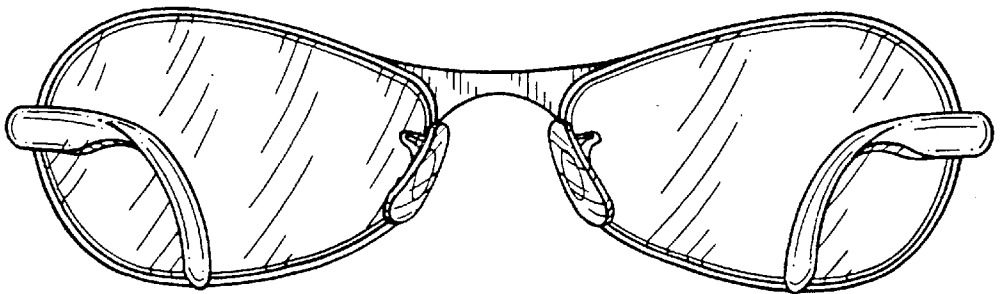


FIG. 3



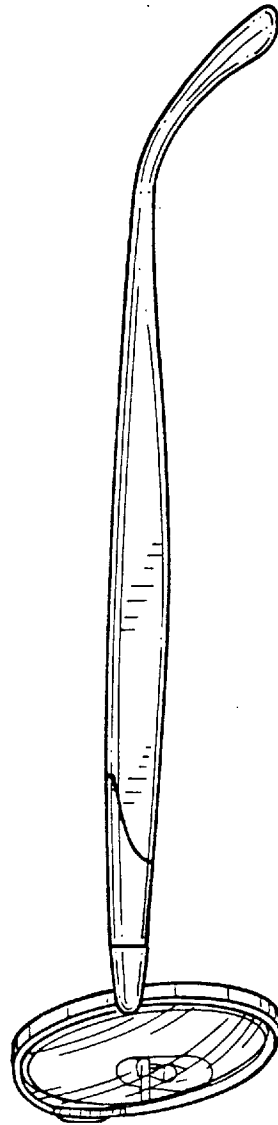


FIG. 4

FIG. 5

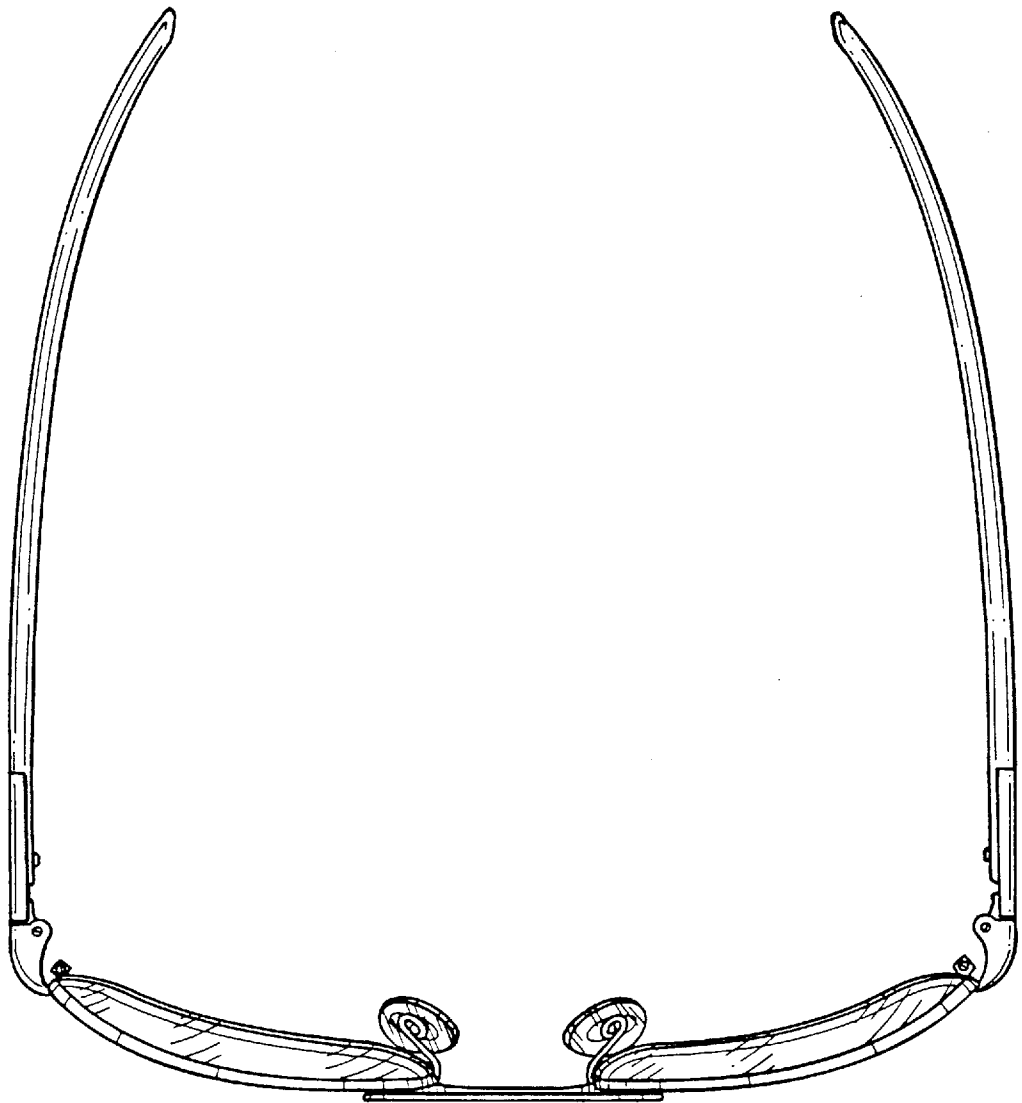


FIG. 6

