



US00D396330S

United States Patent [19] Oetting

[11] Patent Number: Des. 396,330

[45] Date of Patent: **Jul. 21, 1998

[54] **ELBOW PAD**

[75] Inventor: **Richard Highlands Oetting**,
Deephaven, Minn.

[73] Assignee: **Rollerblade, Inc.**, Minnetonka, Minn.

[**] Term: **14 Years**

[21] Appl. No.: **53,764**

[22] Filed: **Apr. 30, 1996**

[51] **LOC (6) CL** **29-02**

[52] **U.S. Cl.** **D29/121**

[58] **Field of Search** D29/120, 121,
D29/122; 2/16, 22-24, 910, 911; 36/2 R

[56] **References Cited**

U.S. PATENT DOCUMENTS

D. 255,728	7/1980	Baron	D29/121
D. 322,146	12/1991	Anderson	D29/121
D. 341,005	11/1993	Pratt	D29/121
D. 347,301	5/1994	Levine	D29/121
D. 355,052	1/1995	Paikos et al.	D29/100
5,537,689	7/1996	Dancyger	2/24

OTHER PUBLICATIONS

1992 Fall Rollerblade® Catalog pp. 1-3.
1992 Rollerblade® Accessories Worksheet pp. 1-9.
1994 Franklin Catalog pp. 1-2.

Primary Examiner—Ruth McInroy
Attorney, Agent, or Firm—Merchant, Gould, Smith, Edell,
Welter & Schmidt, P.A.

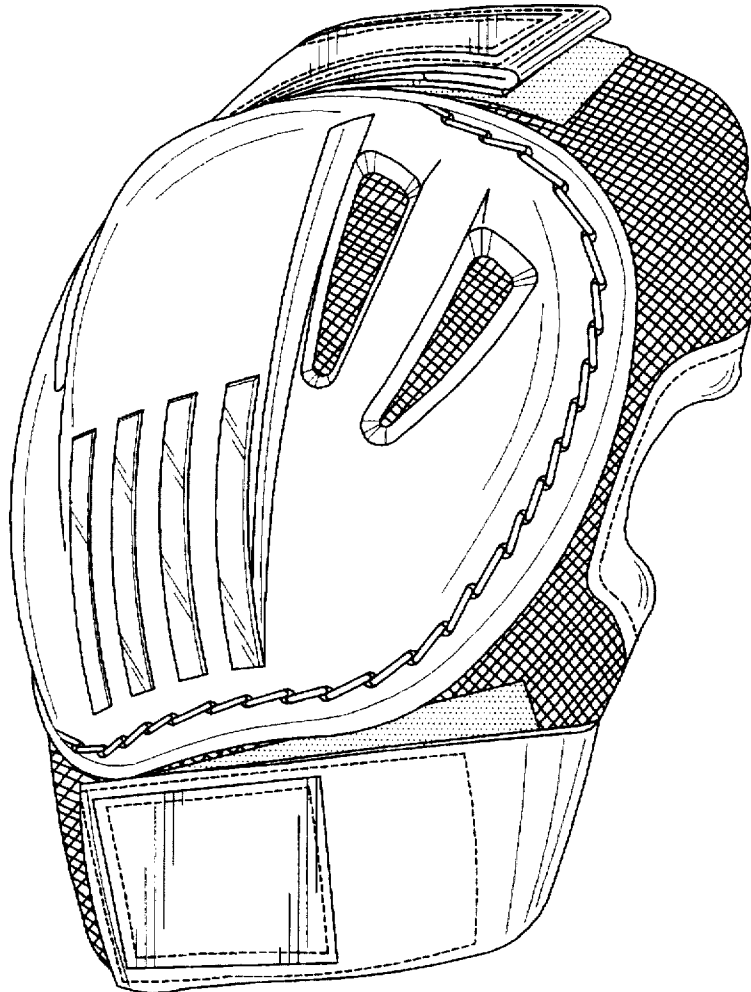
[57] **CLAIM**

The ornamental design for an elbow pad, as shown.

DESCRIPTION

FIG. 1 is a top, front and right side perspective view of an elbow pad showing my new design;
FIG. 2 is a front perspective view thereof;
FIG. 3 is a rear perspective view thereof;
FIG. 4 is a left side perspective view thereof;
FIG. 5 is a right side perspective view thereof;
FIG. 6 is a bottom perspective view thereof; and,
FIG. 7 is a top perspective view thereof.
The broken lines in all views represent conventional stitching.

1 Claim, 6 Drawing Sheets



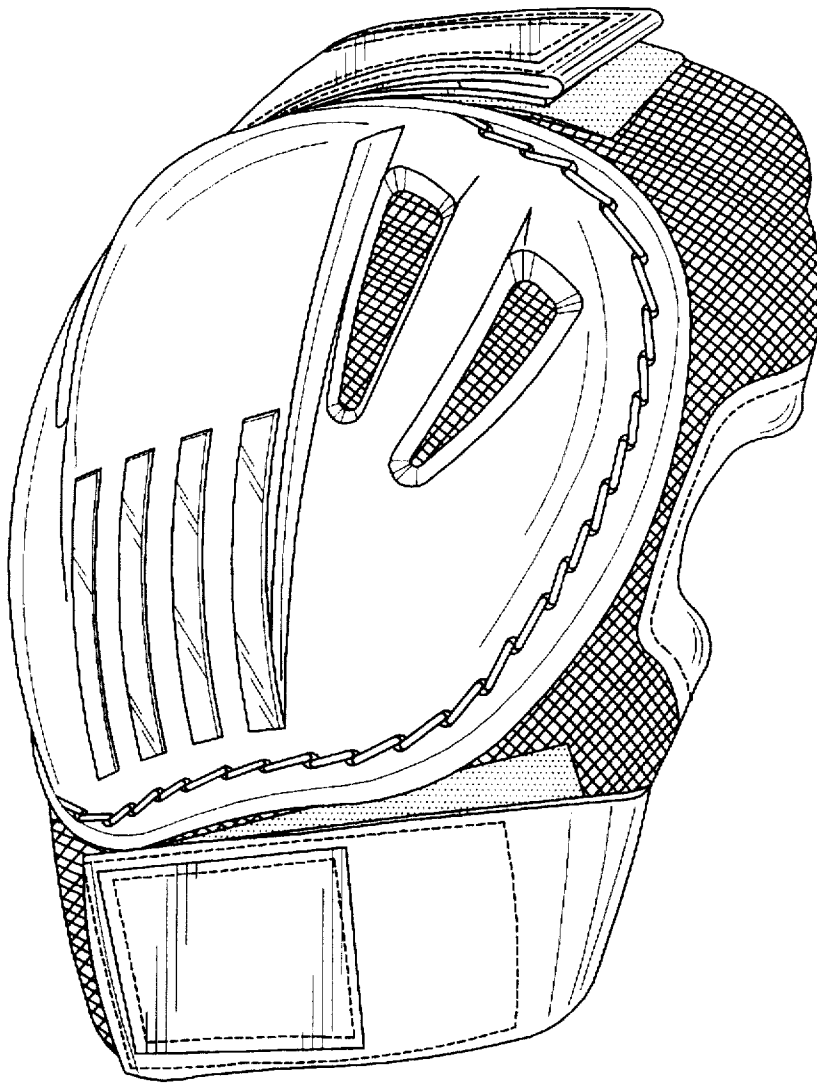


FIG. 1

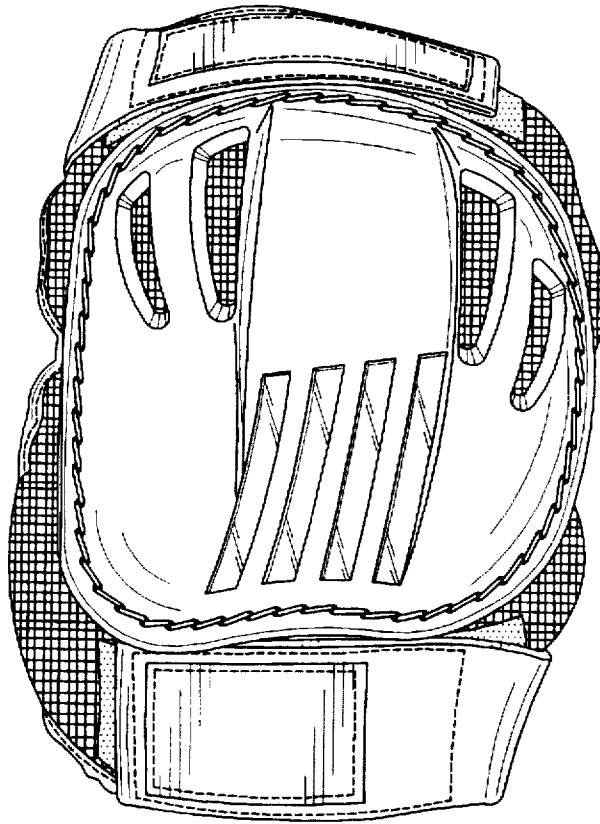


FIG. 2

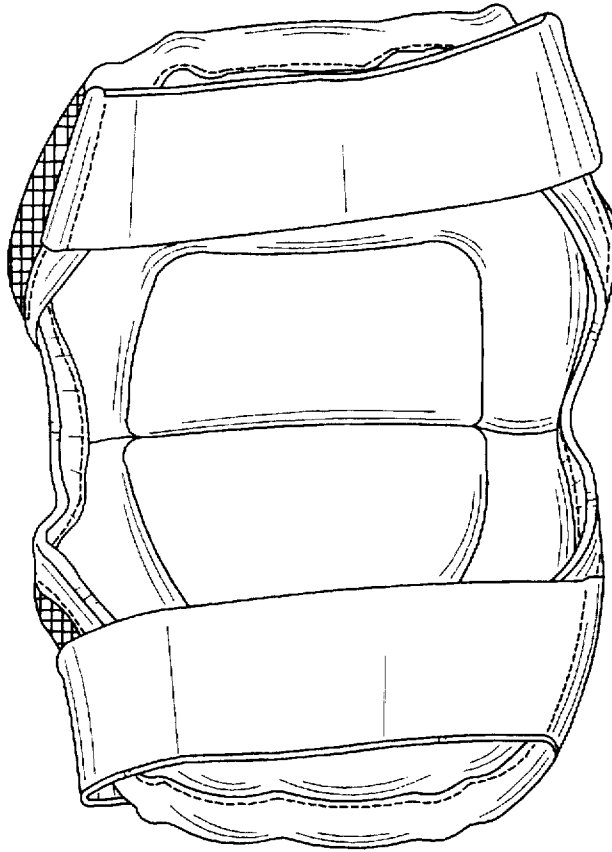


FIG. 3

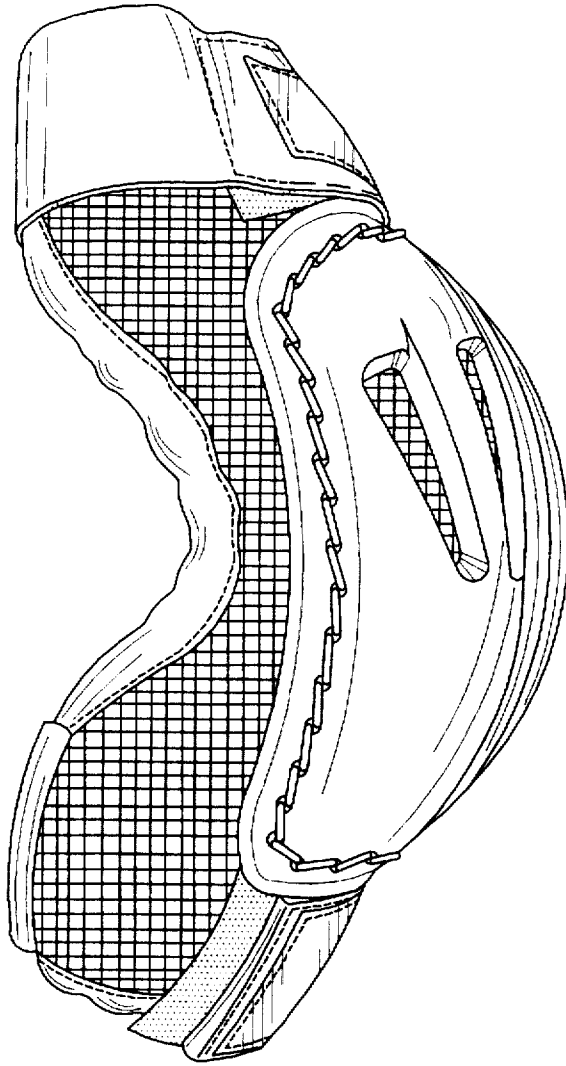


FIG. 4

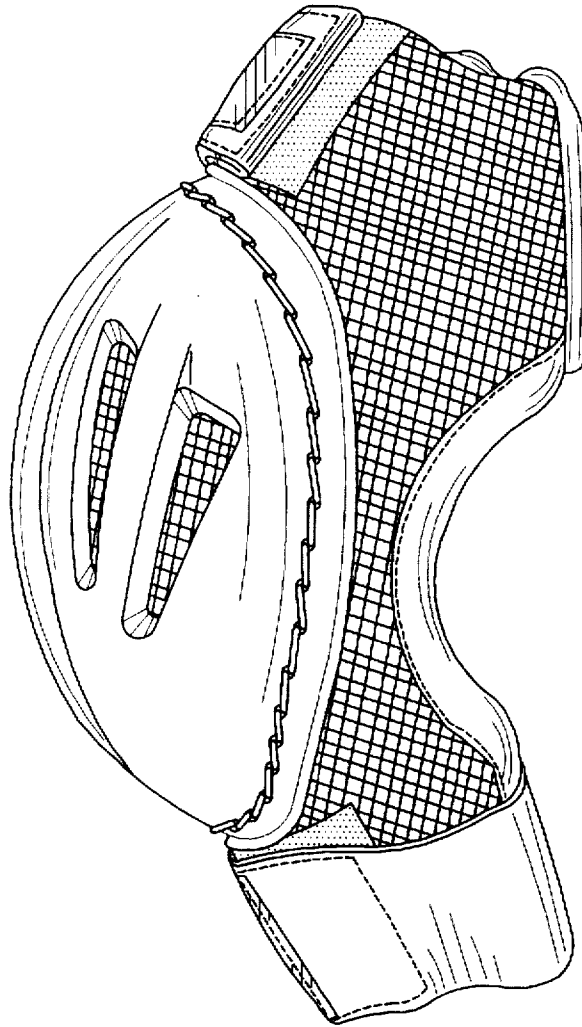


FIG. 5

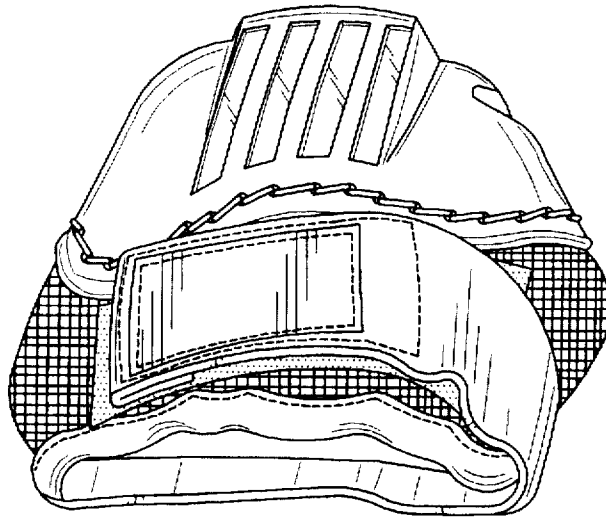


FIG. 6

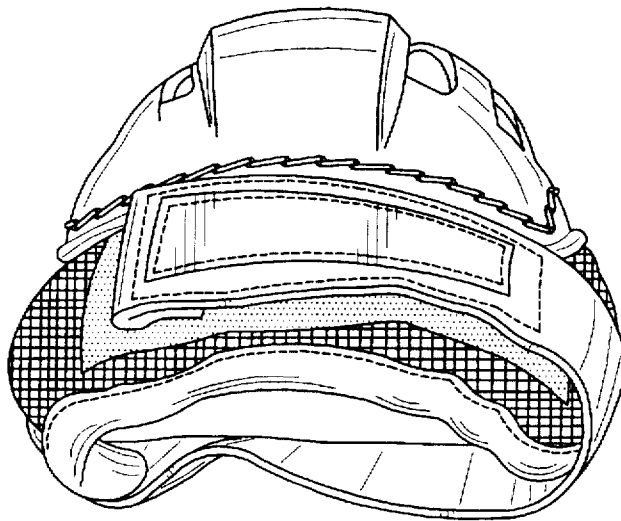


FIG. 7