



US00D436945S

(12) **United States Design Patent** (10) **Patent No.:** **US D436,945 S**  
**Tanaka** (45) **Date of Patent:** **\*\* Jan. 30, 2001**

- (54) **SPEAKER BOX** D. 405,450 2/1999 Niitsu ..... D14/214
- (75) Inventor: **Soichi Tanaka**, Tokyo (JP)
- (73) Assignee: **Sony Corporation** (JP)
- (\*\*) Term: **14 Years**
- (21) Appl. No.: **29/107,559**
- (22) Filed: **Jul. 9, 1999**
- (30) **Foreign Application Priority Data**  
Feb. 17, 1999 (JP) ..... 11-3370
- (51) **LOC (7) Cl.** ..... **14-01**
- (52) **U.S. Cl.** ..... **D14/214**
- (58) **Field of Search** ..... D14/204, 207,  
D14/210-216; 181/144-148, 153, 157,  
198-199; 381/300-302, 307, 359, 361,  
363, 386

- (56) **References Cited**
- U.S. PATENT DOCUMENTS**
- D. 336,475 \* 6/1993 Christie ..... D14/215
- D. 384,668 \* 10/1997 Yoneda ..... D14/214
- D. 387,058 \* 12/1997 Nudell et al. .... D14/214
- D. 392,977 \* 3/1998 Kim ..... D14/214

OTHER PUBLICATIONS

Catalog "88", pp. 120 & 144, Sony (Mar. 1998).  
Stereo Review, p. 59, Yamaha's Active Servo Technology  
Sepaker, Apr. 1989.\*

\* cited by examiner

*Primary Examiner*—Nanda Bondade  
(74) *Attorney, Agent, or Firm*—Rader, Fishman & Grauer

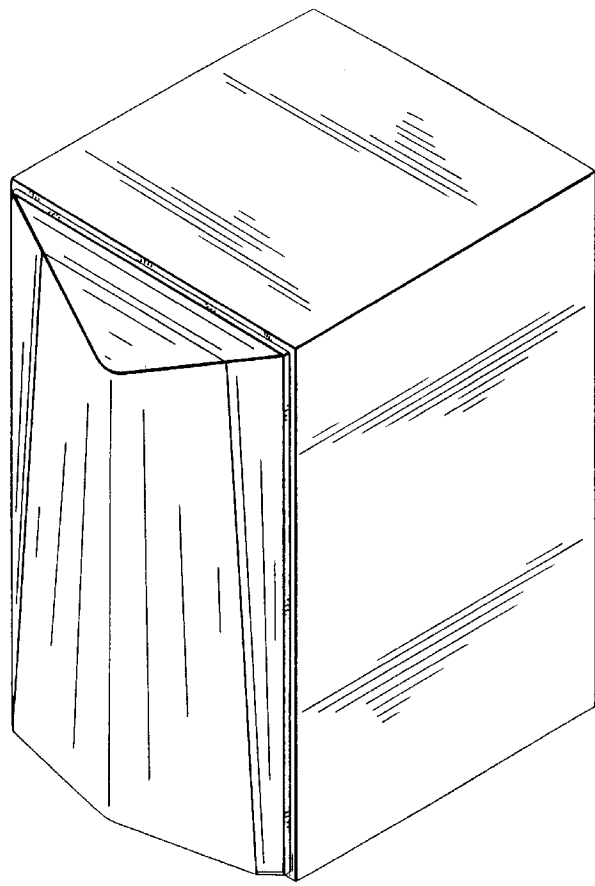
(57) **CLAIM**

The ornamental design for a speaker box, as shown and described.

**DESCRIPTION**

FIG. 1 is a perspective view of a speaker box showing my new design;  
FIG. 2 is a top plan view thereof;  
FIG. 3 is a bottom plan view thereof;  
FIG. 4 is a left side elevational view thereof;  
FIG. 5 is a right side elevational view thereof;  
FIG. 6 is a front elevational view thereof; and,  
FIG. 7 is a rear elevational view thereof.

**1 Claim, 4 Drawing Sheets**






FIG. 1

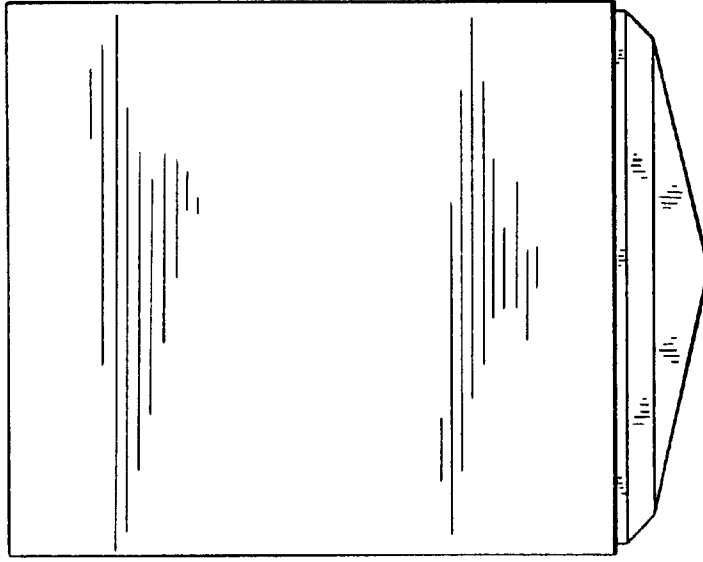


FIG. 3

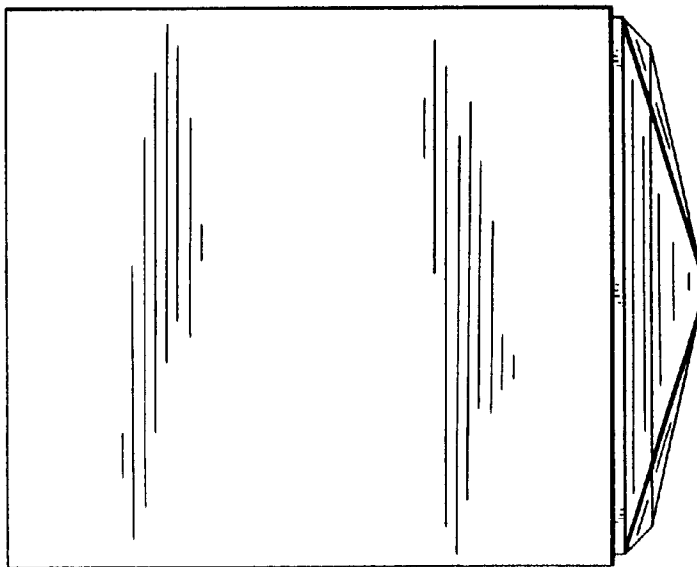


FIG. 2

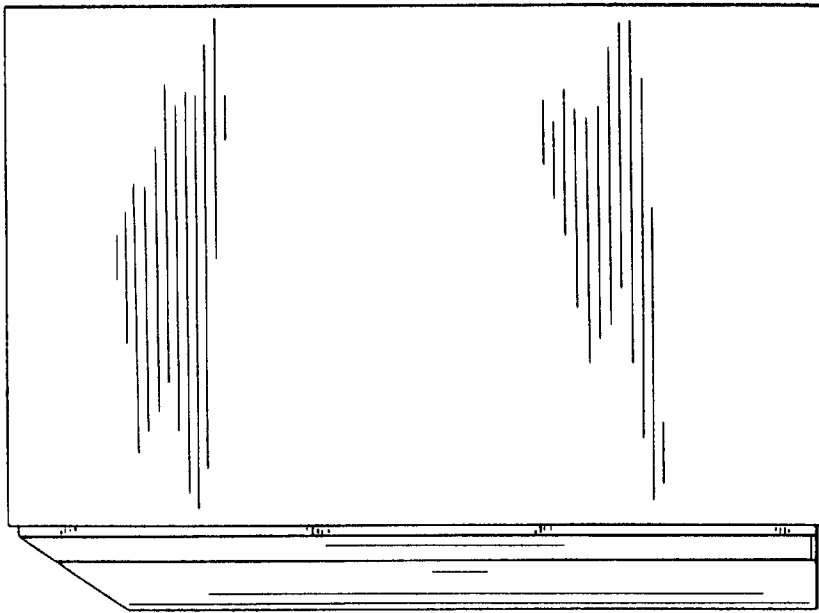


FIG. 5

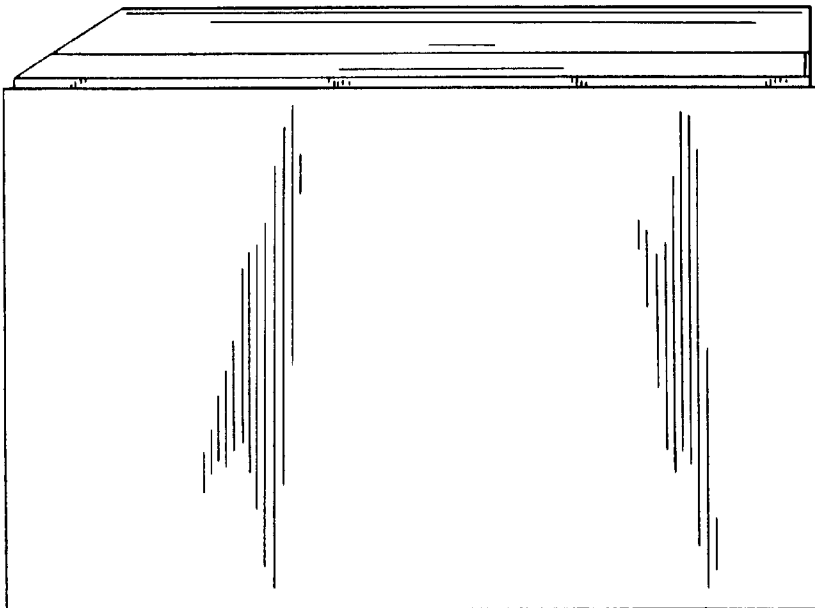


FIG. 4

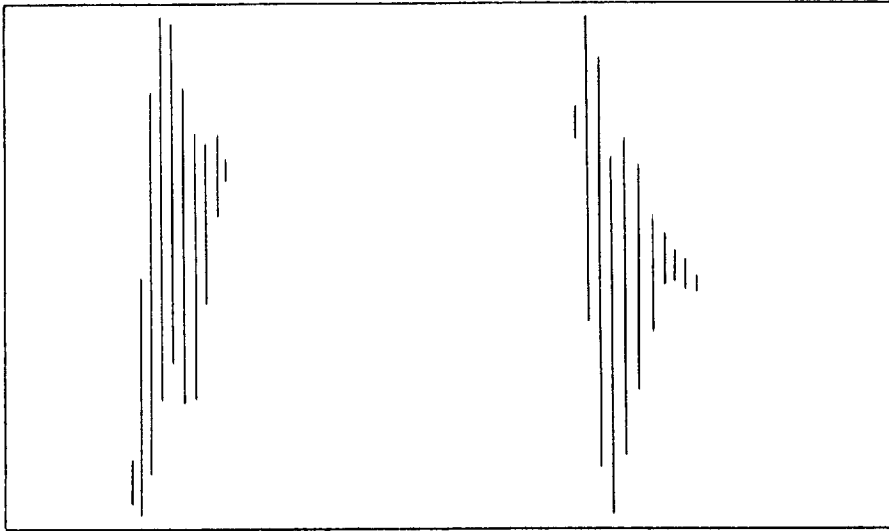


FIG. 7

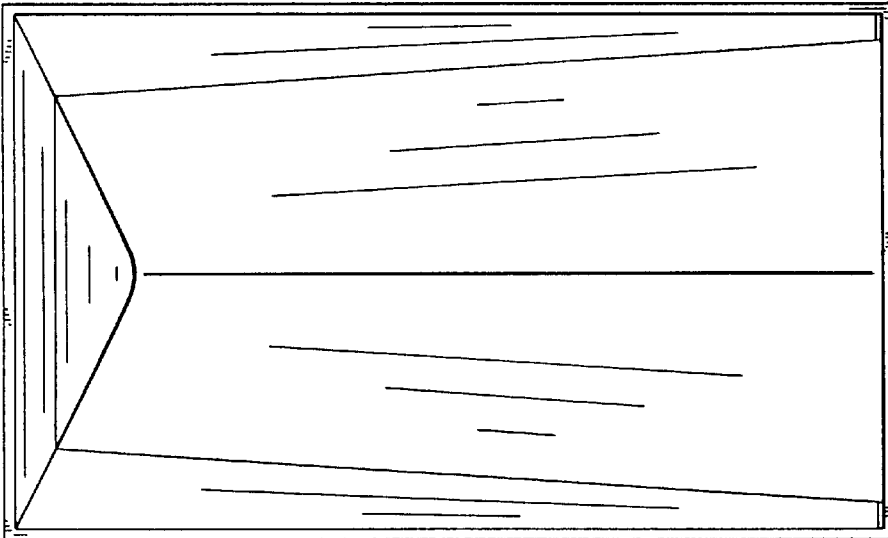


FIG. 6