

(19) AUSTRALIAN PATENT OFFICE

(54) Title
Broad spectrum substituted oxindole sulfonamide HIV protease inhibitors

(51)⁶ International Patent Classification(s)
C07D 493/04 OBMJP **A61K**
(2006.01) 31/4439
A61K 31/4045 20060101ALI2006031
(2006.01) OBMJP **A61P**
A61K 31/4439 31/14
(2006.01) 20060101ALI2006031
A61P 31/14 (2006.01) OBMJP **A61P**
A61P 31/18 (2006.01) 31/18
A61P 43/00 (2006.01) 20060101ALI2006052
C07D 209/34 1BMWO **A61P**
(2006.01) 43/00
20060101ALI2006031
C07D 493/04 OBMJP **C07D**
20060101AFI2005100 209/34
8BMEP **A61K** 20060101ALI2005100
31/4045
20060101ALI2006031 8BMEP
PCT/EP2003/050379

(21) Application No: 2003262574 (22) Application Date: 2003 .08 .14

(87) WIPO No: W004/016619

(30) Priority Data

(31) Number	(32) Date	(33) Country
02078384.1	2002 .08 .14	EP

(43) Publication Date : 2004 .03 .03

(43) Publication Journal Date : 2004 .04 .22

(71) Applicant(s)
Tibotec Pharmaceuticals Ltd.

(72) Inventor(s)
Wigerinck, Piet Tom Bert Paul; Tahri, Abdellah

(74) Agent/Attorney
Shelston IP, 60 Margaret Street, Sydney, NSW, 2000

(56) Related Art
WO 1996/022287
WO 1999/065870

(19) World Intellectual Property
Organization
International Bureau



(43) International Publication Date
26 February 2004 (26.02.2004)

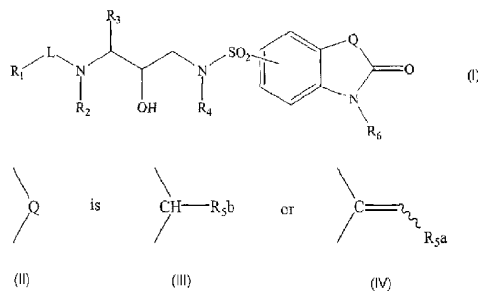
PCT

(10) International Publication Number
WO 2004/016619 A1

- (51) International Patent Classification⁷: C07D 493/04, 209/34, A61K 31/40, A61P 31/18
- (74) Agent: DAELEMANS, Frank; Tibotec-Virco Comm. VA, Generaal De Wittelaan 1.11 B3, B-2800 Mechelen (BE).
- (21) International Application Number: PCT/EP2003/050379
- (22) International Filing Date: 14 August 2003 (14.08.2003)
- (25) Filing Language: English
- (26) Publication Language: English
- (30) Priority Data: 02078384.1 14 August 2002 (14.08.2002) EP
- (71) Applicant (for all designated States except US): TIBOTEC PHARMACEUTICALS LTD. [IE/IE]; Unit 4, Block 4B, Blanchardstown Corporate Park, Blanchardstown, 15 Dublin (IE).
- (72) Inventors; and
- (75) Inventors/Applicants (for US only): TAHRI, Abdellah [MA/BE]; Rue Maurice Albert Raskin, 30, B-1070 Anderlecht (BE). WIGERINCK, Piet, Tom, Bert, Paul [BE/BE]; Kardinaal Cardijnstraat 29, B-2840 Terhagen (BE).
- (81) Designated States (national): AE, AG, AL, AM, AT, AU, AZ, BA, BB, BG, BR, BY, BZ, CA, CH, CN, CO, CR, CU, CZ, DE, DK, DM, DZ, EC, EE, ES, FI, GB, GD, GE, GH, GM, HR, HU, ID, IL, IN, IS, JP, KE, KG, KP, KR, KZ, LC, LK, LR, LS, LT, LU, LV, MA, MD, MG, MK, MN, MW, MX, MZ, NI, NO, NZ, OM, PG, PH, PL, PT, RO, RU, SC, SD, SE, SG, SK, SL, SY, TJ, TM, TN, TR, TT, TZ, UA, UG, US, UZ, VC, VN, YU, ZA, ZM, ZW.
- (84) Designated States (regional): ARIPO patent (GH, GM, KE, LS, MW, MZ, SD, SL, SZ, TZ, UG, ZM, ZW), Eurasian patent (AM, AZ, BY, KG, KZ, MD, RU, TJ, TM), European patent (AT, BE, BG, CH, CY, CZ, DE, DK, EE, ES, FI, FR, GB, GR, HU, IE, IT, LU, MC, NL, PT, RO, SE, SI, SK, TR), OAPI patent (BF, BJ, CF, CG, CI, CM, GA, GN, GQ, GW, ML, MR, NE, SN, TD, TG).
- Declaration under Rule 4.17:
— of inventorship (Rule 4.17(iv)) for US only

[Continued on next page]

(54) Title: BROADSPECTRUM SUBSTITUTED OXINDOLE SULFONAMIDE HIV PROTEASE INHIBITORS



(57) Abstract: The present invention concerns the compounds having the formula (I) *N*-oxides, salts, stereoisomeric forms, racemic mixtures, prodrugs, esters and metabolites thereof, wherein R₁ and R₈ each are H, optionally substituted C₁₋₆alkyl, C₂₋₆alkenyl, C₃₋₇cycloalkyl, aryl, Het¹, Het²; R₁ may also be a radical of formula (R_{1a}R_{1b})NC(R_{1c}R_{1d})CR_{1e}; t is 0, 1 or 2; R₂ is H or C₁₋₆alkyl; L is -C(=O)-, -O-C(=O)-, -NR₃-C(=O)-, -O-C₁₋₄alkanediy-C(=O)-, -NR₄-C₁₋₆alkanediy-C(=O)-, -S(=O)₂-, -O-S(=O)₂-, -NR₅-S(=O)₂; R₃ is C₁₋₆alkyl, aryl, C₂₋₇cycloalkyl, C₃₋₇cycloalkyl-C₁₋₄alkyl, or aryl-C₁₋₆alkyl; R₄ is H, C₁₋₆alkyl, C(=O), carboxyl, amino, C(=O), mono- or di(C₁₋₆alkyl)amino, C(=O), C₃₋₇cycloalkyl, C₂₋₆alkenyl, C₂₋₆alkynyl or optionally substituted C₁₋₆alkyl; formula (II) is formula (III) or formula (IV); R₅ and R₆ is C₂₋₆alkenyl, C₂₋₆alkynyl, C₃₋₇cycloalkyl or C₁₋₆alkyl, optionally substituted on one or more atoms; R₅ and R₆ may also be hydrogen, aryl, Het¹, Het²; R₇ is hydrogen or C₁₋₆alkyl optionally substituted on one or more carbon atoms. It further relates to their use as broadspectrum HIV protease inhibitors, processes for their preparation as well as pharmaceutical compositions and diagnostic kits comprising them. It also concerns combinations thereof with another anti-retroviral agent, and to their use in assays as reference compounds or as reagents.

WO 2004/016619 A1



Published:

— with international search report

For two-letter codes and other abbreviations, refer to the "Guidance Notes on Codes and Abbreviations" appearing at the beginning of each regular issue of the PCT Gazette.

2003262574 29 May 2009

- 1 -

BROADSPECTRUM SUBSTITUTED OXINDOLE SULFONAMIDE HIV
PROTEASE INHIBITORS

This application claims priority benefit to EP Application EP 02078384.1 filed on
5 August 14, 2002, the contents of which are expressly incorporated by reference herein.

Any discussion of the prior art throughout the specification should in no way be
considered as an admission that such prior art is widely known or forms part of common
general knowledge in the field.

10

The present invention relates to substituted oxindole sulfonamides, their use as
broad-spectrum HIV protease inhibitors, processes for their preparation, as well as
pharmaceutical compositions and diagnostic kits comprising them. The present
invention also concerns combinations of the present substituted oxindole sulfonamides
15 with another anti-retroviral agent. It further relates to their use in assays as reference
compounds or as reagents.

The virus causing the acquired immunodeficiency syndrome (AIDS) is known by
different names, including T-lymphocyte virus III (HTLV-III) or lymphadenopathy-
20 associated virus (LAV) or AIDS-related virus (ARV) or human immunodeficiency virus
(HIV). Up until now, two distinct families have been identified, i.e. HIV-1 and HIV-2.
Hereinafter, HIV will be used to generically denote these viruses.


One of the critical pathways in a retroviral life cycle is the processing of polyprotein
25 precursors by aspartic protease. For instance, with the HIV virus the *gag-pol* protein is
processed by HIV protease. The correct processing of the precursor polyproteins by the
aspartic protease is required for the assembly of infectious virions, thus making the
aspartic protease an attractive target for antiviral therapy. In particular for HIV
treatment, the HIV protease is an attractive target.

30

HIV protease inhibitors (PIs) are commonly administered to AIDS patients in
combination with other anti-HIV compounds such as, for instance, nucleoside reverse

transcriptase inhibitors (NRTIs), non-nucleoside reverse transcriptase inhibitors (NNRTIs), nucleotide reverse transcriptase inhibitors (NtRTIs) or other protease inhibitors. Despite the fact that these antiretrovirals are very useful, they have a common limitation, namely, the targeted enzymes in the HIV virus are able to mutate in
5 such a way that the known drugs become less effective, or even ineffective against these mutant HIV viruses. Or, in other words, the HIV virus creates an ever-increasing resistance against the available drugs.

Resistance of retroviruses, and in particular the HIV virus, against inhibitors is a major
10 cause of therapy failure. For instance, half of the patients receiving anti-HIV



combination therapy do not respond fully to the treatment, mainly because of resistance of the virus to one or more drugs used. Moreover, it has been shown that resistant virus is carried over to newly infected individuals, resulting in severely limited therapy options for these drug-naive patients. On the International AIDS Conference in Paris in 5 July 2003 researchers released that the biggest study so far of resistance to AIDS drugs finds that about 10 percent of all newly infected people in Europe have drug-resistant strains. Smaller tests to determine the spread of resistance have been done in the high-risk city center of San Francisco. This test showed the highest level of resistance at 27 percent. Therefore, there is a need in the art for new compounds for retrovirus therapy, 10 more particularly for AIDS therapy. The need in the art is particularly acute for compounds that are active not only on wild type HIV virus, but also on the increasingly more common resistant HIV viruses.

Known antiretrovirals, often administered in a combination therapy regimen, will 15 eventually cause resistance as stated above. This often may force the physician to boost the plasma levels of the active drugs in order for said antiretrovirals to regain effectivity against the mutated HIV viruses. The consequence of which is a highly undesirable increase in pill burden. Boosting plasma levels may also lead to an increased risk of non-compliance with the prescribed therapy. Thus, it is not only 20 important to have compounds showing activity for a wide range of HIV mutants, it is also important that there is little or no variance in the ratio between activity against mutant HIV virus and activity against wild type HIV virus (also defined as fold resistance or FR) over a broad range of mutant HIV strains. As such, a patient may remain on the same combination therapy regimen for a longer period of time since the 25 chance that a mutant HIV virus will be sensitive to the active ingredients will be increased.

Finding compounds with a high potency on the wild type and on a wide variety of 30 mutants is also of importance since the pill burden can be reduced if therapeutic levels are kept to a minimum. One additional way of reducing this pill burden is finding anti-HIV compounds with good bioavailability, i.e. a favorable pharmacokinetic and metabolic profile, such that the daily dose can be minimized and consequently also the number of pills to be taken.

35 Another favorable characteristic of an anti-HIV compound is that plasma protein binding of the inhibitor has minimal or even no effect on its potency.

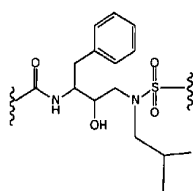
Thus, there is a high medical need for protease inhibitors that are able to combat a broad spectrum of mutants of the HIV virus with little variance in fold resistance. Those protease inhibitors with good bioavailability and little or no effect on their potency due to plasma protein binding have additional advantages.

5

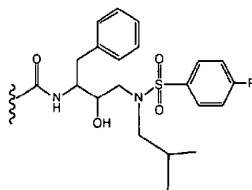
Up until now, several protease inhibitors are on the market or are being developed. One particular core structure (depicted below) has been disclosed in a number of references, such as, WO 95/06030, WO 96/22287, WO 96/28418, WO 96/28463, WO 96/28464,

10

WO 96/28465 and WO 97/18205. The compounds disclosed therein are described as retroviral protease inhibitors.



WO 99/67254 discloses 4-substituted-phenyl sulfonamides capable of inhibiting multi-drug resistant retroviral proteases.



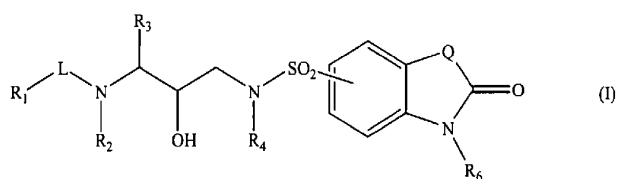
15

The substituted oxindole sulfonamides of the present invention are found to have a favorable pharmacological profile. Not only are they active against wild-type HIV virus, but they also show a broadspectrum activity against various mutant HIV viruses exhibiting resistance against known protease inhibitors.

20

According to a first aspect, the present invention provides a compound having the formula

- 3a -

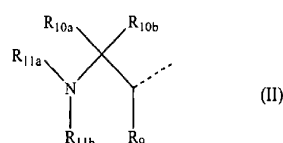


or an *N*-oxide, salt, stereoisomeric form, racemic mixture, prodrug, ester or metabolite thereof, wherein

R_1 and R_8 are, each independently, hydrogen, C_{1-6} alkyl, C_{2-6} alkenyl, aryl C_{1-6} alkyl,

5 C_{3-7} cycloalkyl, C_{3-7} cycloalkyl C_{1-6} alkyl, aryl, Het¹, Het¹ C_{1-6} alkyl, Het², Het² C_{1-6} alkyl;

R_1 may also be a radical of formula



wherein

10 R_9 , R_{10a} and R_{10b} are, each independently, hydrogen, C_{1-4} alkyloxycarbonyl, carboxyl, aminocarbonyl, mono- or di(C_{1-4} alkyl)aminocarbonyl, C_{3-7} cycloalkyl, C_{2-6} alkenyl, C_{2-6} alkynyl or C_{1-6} alkyl optionally substituted with aryl, Het¹, Het², C_{3-7} cycloalkyl, C_{1-4} alkyloxycarbonyl, carboxyl, aminocarbonyl, mono- or di(C_{1-4} alkyl)aminocarbonyl, aminosulfonyl, C_{1-4} alkylS(O)₀,

15 hydroxy, cyano, halogen or amino optionally mono- or disubstituted where the substituents are each independently selected from C_{1-6} alkyl, aryl, aryl C_{1-4} alkyl, C_{3-7} cycloalkyl, C_{3-7} cycloalkyl C_{1-4} alkyl, Het¹, Het², Het¹ C_{1-4} alkyl and Het² C_{1-4} alkyl; wherein R_9 , R_{10a} and the carbon atoms to which they are attached may also form a C_{3-7} cycloalkyl radical; when L is

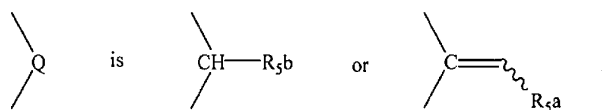
20 $-O-C_{1-6}$ alkanediyl-C(=O)- or $-NR_8-C_{1-6}$ alkanediyl-C(=O)-, then R_9 may also be oxo;

R_{11a} is hydrogen, C_{2-6} alkenyl, C_{2-6} alkynyl, C_{3-7} cycloalkyl, aryl, aminocarbonyl optionally mono- or disubstituted, amino C_{1-4} alkylcarbonyloxy optionally mono- or disubstituted, C_{1-4} alkyloxycarbonyl, aryloxycarbonyl,

25 Het¹oxycarbonyl, Het²oxycarbonyl, aryloxycarbonyl C_{1-4} alkyl, aryl C_{1-4} alkyloxycarbonyl, C_{1-4} alkylcarbonyl, C_{3-7} cycloalkylcarbonyl,

- 5 C₃₋₇cycloalkylC₁₋₄alkyloxycarbonyl, C₃₋₇cycloalkylcarbonyloxy, carboxylC₁₋₄alkylcarbonyloxy, C₁₋₄alkylcarbonyloxy, arylC₁₋₄alkylcarbonyloxy, arylcarbonyloxy, aryloxycarbonyloxy, Het¹carbonyl, Het¹carbonyloxy, Het¹C₁₋₄alkyloxycarbonyl, Het²carbonyloxy, Het²C₁₋₄alkylcarbonyloxy, Het²C₁₋₄alkyloxycarbonyloxy or C₁₋₆alkyl optionally substituted with aryl, aryloxy, Het² or hydroxy; wherein the substituents on the amino groups are each independently selected from C₁₋₆alkyl, aryl, arylC₁₋₄alkyl, C₃₋₇cycloalkyl, C₃₋₇cycloalkylC₁₋₄alkyl, Het¹, Het², Het¹C₁₋₄alkyl and Het²C₁₋₄alkyl;
- 10 R_{11b} is hydrogen, C₃₋₇cycloalkyl, C₂₋₆alkenyl, C₂₋₆alkynyl, aryl, Het¹, Het² or C₁₋₆alkyl optionally substituted with halogen, hydroxy, C₁₋₄alkylS(=O)_i, aryl, C₃₋₇cycloalkyl, Het¹, Het², amino optionally mono- or disubstituted where the substituents are each independently selected from C₁₋₄alkyl, aryl, arylC₁₋₄alkyl, C₃₋₇cycloalkyl, C₃₋₇cycloalkylC₁₋₄alkyl, Het¹, Het², Het¹C₁₋₄alkyl and Het²C₁₋₄alkyl;
- 15 wherein R_{11b} may be linked to the remainder of the molecule via a sulfonyl group; t is, each independently, zero, 1 or 2;
- R₂ is hydrogen or C₁₋₆alkyl;
- L is -C(=O)-, -O-C(=O)-, -NR₈-C(=O)-, -O-C₁₋₆alkanediyl-C(=O)-, -NR₈-C₁₋₆alkanediyl-C(=O)-, -S(=O)₂-, -O-S(=O)₂-, -NR₈-S(=O)₂, wherein either the C(=O) group or the S(=O)₂ group is attached to the NR₂ moiety; and wherein each independently the C₁₋₆alkanediyl moiety may be optionally substituted with hydroxy, aryl, Het¹ or Het²;
- R₃ is C₁₋₆alkyl, aryl, C₃₋₇cycloalkyl, C₃₋₇cycloalkylC₁₋₄alkyl, or arylC₁₋₄alkyl;
- 25 R₄ is hydrogen, C₁₋₄alkyloxycarbonyl, carboxyl, aminocarbonyl, mono- or di(C₁₋₄alkyl)aminocarbonyl, C₃₋₇cycloalkyl, C₂₋₆alkenyl, C₂₋₆alkynyl or C₁₋₆alkyl optionally substituted with one or more substituents each independently selected from aryl, Het¹, Het², C₃₋₇cycloalkyl, C₁₋₄alkyloxycarbonyl, carboxyl, aminocarbonyl, mono- or di(C₁₋₄alkyl)aminocarbonyl, aminosulfonyl, mono- or di(C₁₋₄alkyl)aminosulfonyl, C₁₋₄alkylS(=O)_i, hydroxy, cyano, halogen or amino optionally mono- or disubstituted where the substituents are each independently selected from C₁₋₄alkyl, aryl, arylC₁₋₄alkyl, C₃₋₇cycloalkyl, C₃₋₇cycloalkylC₁₋₄alkyl, Het¹, Het², Het¹C₁₋₄alkyl and Het²C₁₋₄alkyl;
- 30

- 3c -



R_{5a} and R_{5b} are, each independently, selected from hydrogen, C_{1-6} alkyl, C_{2-6} alkenyl, C_{2-6} alkynyl, C_{3-7} cycloalkyl, aryl, Het^1 , Het^2 ; wherein each of the substituents selected from C_{1-6} alkyl, C_{2-6} alkenyl, C_{2-6} alkynyl or C_{3-7} cycloalkyl, are optionally substituted on one or more carbon atoms with a substituent independently selected from the group consisting of amino, mono- or di(C_{1-4} alkyl)amino, hydroxy, carboxyl, oxo, mercapto, halogen, cyanogen, nitro, C_{1-4} alkyloxy, C_{1-4} alkylcarbonyl, C_{1-4} alkylcarbonyloxy, C_{1-4} alkyloxycarbonyl, aryl, C_{3-7} cycloalkyl, Het^1 , Het^2 , C_{1-4} alkylcarbonyloxy, C_{1-4} alkyloxycarbonyl; R_6 is hydrogen or C_{1-6} alkyl optionally substituted on one or more carbon atoms with one or more substituents independently selected from the group consisting of amino, mono- or di(C_{1-4} alkyl)amino, hydroxy, mercapto, oxo, cyanogen, nitro, halogen, carboxyl, C_{1-4} alkyloxy, C_{1-4} alkylcarbonyl, C_{1-4} alkylcarbonyloxy, C_{1-4} alkyloxycarbonyl, C_{3-7} cycloalkyl, aryl, Het^1 , Het^2 ; wherein each C_{1-4} alkyl may optionally be substituted by amino, mono- or di(C_{1-4} alkyl)amino, hydroxy, mercapto, oxo, cyanogen, nitro, halogen, carboxyl.

According to a second aspect, the present invention provides a pharmaceutical composition, comprising an effective amount of at least one compound according to the first aspect, and a pharmaceutically acceptable excipient.

According to a third aspect, the present invention provides a method of inhibiting a protease of a multi-drug resistant retrovirus in a mammal infected with said retrovirus, comprising administering a protease inhibiting amount of a compound according to the first aspect or a pharmaceutical composition according to the second aspect to said mammal in need thereof.

According to a fourth aspect, the present invention provides a method of treating or combating infection or disease associated with multi-drug resistant retrovirus infection in a mammal, comprising administering an effective amount of at least one compound

according to the first aspect or a pharmaceutical composition according to the second aspect to said mammal.

According to a fifth aspect, the present invention provides a method of inhibiting multi-
 5 drug resistant retroviral replication, comprising contacting a retrovirus with an effective amount of at least one compound according to the first aspect or a pharmaceutical composition according to the second aspect.

According to a sixth aspect, the present invention provides use of a compound according
 10 to the first aspect in the manufacture of a medicament for treating or combating infection or disease associated with multi-drug resistant retrovirus infection in a mammal.

According to a seventh aspect, the present invention provides use of a compound
 15 according to the first aspect in the manufacture of a medicament for inhibiting a protease of a multi-drug resistant retrovirus in a mammal infected with said retrovirus.

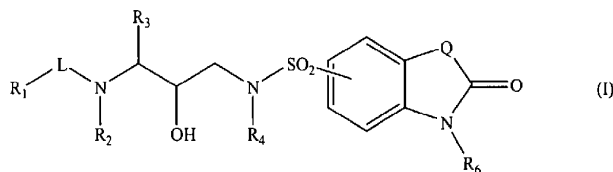
According to an eighth aspect, the present invention provides use of a compound
 according to the first aspect in the manufacture of a medicament for inhibiting multi-
 drug resistant retroviral replication.

20

Unless the context clearly requires otherwise, throughout the description and the claims, the words "comprise", "comprising", and the like are to be construed in an inclusive sense as opposed to an exclusive or exhaustive sense; that is to say, in the sense of "including, but not limited to".

25


In one or more preferred embodiments, the present invention relates to substituted oxindole protease inhibitors, having the formula



2003262574 29 May 2009

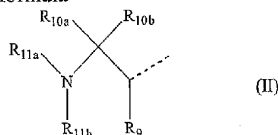
- 3e -

and *N*-oxides, salts, stereoisomeric forms, racemic mixtures, prodrugs, esters and metabolites thereof, wherein



R₁ and R₈ are, each independently, hydrogen, C₁₋₆alkyl, C₂₋₆alkenyl, arylC₁₋₆alkyl, C₃₋₇cycloalkyl, C₃₋₇cycloalkylC₁₋₆alkyl, aryl, Het¹, Het¹C₁₋₆alkyl, Het², Het²C₁₋₆alkyl;

R₁ may also be a radical of formula



5

wherein

R₉, R_{10a} and R_{10b} are, each independently, hydrogen, C₁₋₄alkyloxycarbonyl, carboxyl, aminocarbonyl, mono- or di(C₁₋₄alkyl)aminocarbonyl, C₃₋₇cycloalkyl, C₂₋₆alkenyl, C₂₋₆alkynyl or C₁₋₄alkyl optionally substituted with aryl, Het¹, Het², C₃₋₇cycloalkyl, C₁₋₄alkyloxycarbonyl, carboxyl, aminocarbonyl, mono- or di(C₁₋₄alkyl)aminocarbonyl, aminosulfonyl, C₁₋₄alkylS(O)_t, hydroxy, cyano, halogen or amino optionally mono- or disubstituted where the substituents are each independently selected from C₁₋₄alkyl, aryl, arylC₁₋₄alkyl, C₃₋₇cycloalkyl, C₃₋₇cycloalkylC₁₋₄alkyl, Het¹, Het², Het¹C₁₋₄alkyl and Het²C₁₋₄alkyl; wherein R₉, R_{10a} and the carbon atoms to which they are attached may also form a C₃₋₇cycloalkyl radical; when L is -O-C₁₋₆alkanediyl-C(=O)- or -NR₈-C₁₋₆alkanediyl-C(=O)-, then R₉ may also be oxo;

R_{11a} is hydrogen, C₂₋₆alkenyl, C₂₋₆alkynyl, C₃₋₇cycloalkyl, aryl, aminocarbonyl optionally mono- or disubstituted, aminoC₁₋₄alkylcarbonyloxy optionally mono- or disubstituted, C₁₋₄alkyloxycarbonyl, aryloxycarbonyl, Het¹oxy-carbonyl, Het²oxy-carbonyl, aryloxycarbonylC₁₋₄alkyl, arylC₁₋₄alkyloxy-carbonyl, C₁₋₄alkylcarbonyl, C₃₋₇cycloalkylcarbonyl, C₃₋₇cycloalkyl-C₁₋₄alkyloxycarbonyl, C₃₋₇cycloalkylcarbonyloxy, carboxylC₁₋₄alkyl-carbonyloxy, C₁₋₄alkylcarbonyloxy, arylC₁₋₄alkylcarbonyloxy, arylcarbonyloxy, aryloxycarbonyloxy, Het¹carbonyl, Het¹carbonyloxy, Het¹C₁₋₄alkyloxycarbonyl, Het²carbonyloxy, Het²C₁₋₄alkylcarbonyloxy, Het²C₁₋₄alkyloxycarbonyloxy or C₁₋₄alkyl optionally substituted with aryl, aryloxy, Het² or hydroxy; wherein the substituents on the amino groups are each independently selected from C₁₋₄alkyl, aryl, arylC₁₋₄alkyl, C₃₋₇cycloalkyl, C₃₋₇cycloalkylC₁₋₄alkyl, Het¹, Het², Het¹C₁₋₄alkyl and Het²C₁₋₄alkyl;

R_{11b} is hydrogen, C₃₋₇cycloalkyl, C₂₋₆alkenyl, C₂₋₆alkynyl, aryl, Het¹, Het² or C₁₋₄alkyl optionally substituted with halogen, hydroxy, C₁₋₄alkylS(=O)_t, aryl, C₃₋₇cycloalkyl, Het¹, Het², amino optionally mono- or disubstituted

35

where the substituents are each independently selected from C₁₋₄alkyl, aryl, arylC₁₋₄alkyl, C₃₋₇cycloalkyl, C₃₋₇cycloalkylC₁₋₄alkyl, Het¹, Het², Het¹C₁₋₄alkyl and Het²C₁₋₄alkyl;

wherein R_{11b} may be linked to the remainder of the molecule via a sulfonyl group;

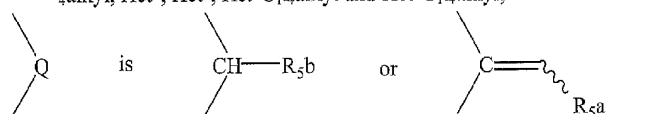
5 t is, each independently, zero, 1 or 2;

R₂ is hydrogen or C₁₋₆alkyl;

L is -C(=O)-, -O-C(=O)-, -NR₈-C(=O)-, -O-C₁₋₆alkanediyl-C(=O)-, -NR₈-C₁₋₆alkanediyl-C(=O)-, -S(=O)₂-, -O-S(=O)₂-, -NR₈-S(=O)₂, wherein either the C(=O) group or the S(=O)₂ group is attached to the NR₂ moiety; and wherein
10 each independently the C₁₋₆alkanediyl moiety may be optionally substituted with hydroxy, aryl, Het¹ or Het²;

R₃ is C₁₋₆alkyl, aryl, C₃₋₇cycloalkyl, C₃₋₇cycloalkylC₁₋₄alkyl, or arylC₁₋₄alkyl;

R₄ is hydrogen, C₁₋₄alkyloxycarbonyl, carboxyl, aminocarbonyl, mono- or di(C₁₋₄alkyl)aminocarbonyl, C₃₋₇cycloalkyl, C₂₋₆alkenyl, C₂₋₆alkynyl or C₁₋₆alkyl
15 optionally substituted with one or more substituents each independently selected from aryl, Het¹, Het², C₃₋₇cycloalkyl, C₁₋₄alkyloxycarbonyl, carboxyl, aminocarbonyl, mono- or di(C₁₋₄alkyl)aminocarbonyl, aminosulfonyl, mono- or di(C₁₋₄alkyl)aminosulfonyl, C₁₋₄alkylS(=O)_t, hydroxy, cyano, halogen or amino optionally mono- or disubstituted where the substituents are each independently
20 selected from C₁₋₄alkyl, aryl, arylC₁₋₄alkyl, C₃₋₇cycloalkyl, C₃₋₇cycloalkylC₁₋₄alkyl, Het¹, Het², Het¹C₁₋₄alkyl and Het²C₁₋₄alkyl;



R_{5a} and R_{5b} are, each independently, selected from hydrogen, C₁₋₆alkyl, C₂₋₆alkenyl, C₂₋₆alkynyl, C₃₋₇cycloalkyl, aryl, Het¹, Het²; wherein each of the substituents
25 selected from C₁₋₆alkyl, C₂₋₆alkenyl, C₂₋₆alkynyl or C₃₋₇cycloalkyl is optionally substituted on one or more carbon atoms with a substituent independently selected from the group consisting of amino, mono- or di(C₁₋₄alkyl)amino, hydroxy, carboxyl, oxo, mercapto, halogen, cyanogen, nitro, C₁₋₄alkyloxy, C₁₋₄alkylcarbonyl, C₁₋₄alkylcarbonyloxy, C₁₋₄alkyloxycarbonyl, aryl, C₃₋₇cycloalkyl, Het¹, Het², C₁₋₄alkylcarbonyloxy, C₁₋₄alkyloxycarbonyl;
30

R₆ is hydrogen or C₁₋₆alkyl optionally substituted on one or more carbon atoms with one or more substituents independently selected from the group consisting of amino, mono- or di(C₁₋₄alkyl)amino, hydroxy, mercapto, oxo, cyanogen, nitro, halogen, carboxyl, C₁₋₄alkyloxy, C₁₋₄alkylcarbonyl, C₁₋₄alkylcarbonyloxy, C₁₋₄alkyloxycarbonyl, C₃₋₇cycloalkyl, aryl, Het¹, Het²; wherein each C₁₋₄alkyl may
35

optionally be substituted by amino, mono- or di(C₁₋₄alkyl)amino, hydroxy, mercapto, oxo, cyanogen, nitro, halogen, carboxyl.

5 A special interest goes to the free base, salt or N-oxide form of the compounds of formula (I), and their stereoisomeric forms.

10 A mutant of the HIV protease enzyme is defined as an HIV protease enzyme which has at least one mutation in its amino acid sequence relative to the amino acid sequence of the wild-type HIV protease. For purposes of denoting the mutants throughout the text, the HXB2 wild type reference (HIV IIIB LAI wild type), of which the sequence can be found at NIH's GenBank, is used.

15 The standard of "sensitivity" or alternatively "resistance" of a HIV protease enzyme to a drug is set by the commercially available HIV protease inhibitors. As explained hereinabove, existing commercial HIV protease inhibitors may lose effectivity over time against a population of HIV virus in a patient. The reason being that under pressure of the presence of a particular HIV protease inhibitor, the existing population of HIV virus, usually mainly wild type HIV protease enzyme, mutates into different mutants which are far less sensitive to that same HIV protease inhibitor. If this
20 phenomenon occurs, one talks about resistant mutants. If those mutants are not only resistant to that one particular HIV protease inhibitor, but also to multiple other commercially available HIV protease inhibitors, one talks about multi-drug resistant HIV protease. One way of expressing the resistance of a mutant to a particular HIV protease inhibitor is making the ratio between the EC₅₀ of said HIV protease inhibitor against mutant HIV protease over EC₅₀ of said HIV protease inhibitor against wild type
25 HIV protease. Said ratio is also called fold resistance (FR).

30 Many of the mutants occurring in the clinic have a fold resistance of 100 or more against the commercially available HIV protease inhibitors, like saquinavir, indinavir, ritonavir and nelfinavir. Clinically relevant mutants of the HIV protease enzyme can be characterized by a mutation at codon position 10, 71 and/or 84. Examples of such clinical relevant mutant HIV proteases are listed in Table 2.

35 The compounds of the present invention show a fold resistance ranging between 0.01 and 100 against at least one and in several cases a broad range of clinically relevant mutant HIV proteases. A particular group of compounds of formula (I) are those compounds of formula (I) showing a fold resistance against at least one mutant HIV protease ranging between 0.1 and 100, suitably ranging between 0.1 and 50, and more

suitably ranging between 0.1 and 30. Of particular interest are the compounds of formula (I) showing a fold resistance against at least one mutant HIV protease ranging between 0.1 and 20, and even more interesting are those compounds of formula (I) showing a fold resistance against at least one mutant HIV protease ranging between 0.1 and 10.

Thus, the present invention relates to the use of a compound of formula (I) in the manufacture of a medicament useful for inhibiting replication of a HIV virus having a mutant HIV protease, in particular a multi-drug resistant mutant HIV protease. It also relates to the use of a compound of formula (I) in the manufacture of a medicament useful for treating or combating a disease associated with HIV viral infection wherein the protease of the HIV virus is mutant, in particular a multi-drug resistant mutant HIV protease.

In other words, the present invention relates to a method of inhibiting a mutant HIV protease, in particular a multi-drug resistant mutant HIV protease, in a mammal infected with said mutant HIV protease, said method comprising contacting said mutant HIV protease in said mammal with an effective amount of a compound of formula (I). The present invention also relates to a method of inhibiting replication of a HIV virus, which has a mutant HIV protease, in particular a multi-drug resistant mutant HIV protease, in a mammal, said method comprising contacting said HIV virus, which has a mutant HIV protease, in said mammal with an effective amount of a compound of formula (I). The present invention further relates to a method of treating or combating a mammalian disease associated with HIV viral infection wherein the protease of the HIV virus is mutant, in particular a multi-drug resistant mutant HIV protease, said method comprising contacting said HIV virus wherein the protease of the HIV virus is mutant infecting said mammal with an effective amount of a compound of formula (I).

Of particular interest is that the compounds of the present invention can be used in the manufacture of a medicament for the treatment of individuals infected with mutant HIV protease bearing a mutation at least at one of the amino acid positions 10, 71 or 84 or at least a combination of two of these positions or at least a combination of all three.

A basic nitrogen occurring in the present compounds can be quaternized with any agent known to those of ordinary skill in the art including, for instance, lower alkyl halides, dialkyl sulfates, long chain halides and aralkyl halides.

Whenever the term "substituted" is used in defining the compounds of formula (I), it is meant to indicate that one or more hydrogens on the atom indicated in the expression using "substituted" is replaced with a selection from the indicated group, provided that the indicated atom's normal valency is not exceeded, and that the substitution results in a chemically stable compound, i.e. a compound that is sufficiently robust to survive isolation to a useful degree of purity from a reaction mixture, and formulation into a therapeutic agent.

As used herein, the term "halo" or "halogen" as a group or part of a group is generic for fluoro, chloro, bromo or iodo.

The term "C₁₋₄alkyl" as a group or part of a group defines straight and branched chained saturated hydrocarbon radicals having from 1 to 4 carbon atoms, such as, for example, methyl, ethyl, propyl, butyl and 2-methyl-propyl and the like.

The term "C₁₋₆alkyl" as a group or part of a group defines straight and branched chained saturated hydrocarbon radicals having from 1 to 6 carbon atoms such as the groups defined for C₁₋₄alkyl and pentyl, hexyl, 2-methylbutyl, 3-methylpentyl and the like.

The term "C₁₋₆alkanediyl" as a group or part of a group defines bivalent straight and branched chained saturated hydrocarbon radicals having from 1 to 6 carbon atoms such as, for example, methylene, ethan-1,2-diyl, propan-1,3-diyl, propan-1,2-diyl, butan-1,4-diyl, pentan-1,5-diyl, hexan-1,6-diyl, 2-methylbutan-1,4-diyl, 3-methylpentan-1,5-diyl and the like.

The term "C₂₋₆alkenyl" as a group or part of a group defines straight and branched chained hydrocarbon radicals having from 2 to 6 carbon atoms containing at least one double bond such as, for example, ethenyl, propenyl, butenyl, pentenyl, hexenyl and the like.

The term "C₂₋₆alkynyl" as a group or part of a group defines straight and branched chained hydrocarbon radicals having from 2 to 6 carbon atoms containing at least one triple bond such as, for example, ethynyl, propynyl, butynyl, pentynyl, hexynyl and the like.

The term "C₃₋₇cycloalkyl" as a group or part of a group is generic to cyclopropyl, cyclobutyl, cyclopentyl, cyclohexyl or cycloheptyl.

The term "aryl" as a group or part of a group is meant to include phenyl and naphthyl which both may be optionally substituted with one or more substituents independently selected from C₁₋₆alkyl, optionally mono- or disubstituted aminoC₁₋₆alkyl, C₁₋₆alkyloxy, halogen, hydroxy, optionally mono- or disubstituted amino, nitro, cyano, haloC₁₋₆alkyl, hydroxyC₁₋₆alkyl, carboxyl, C₁₋₆alkoxycarbonyl, C₁₋₆alkylcarbonyloxyC₁₋₆alkyl, C₁₋

₆alkyloxycarbonylC₁₋₆alkyl, C₃₋₇cycloalkyl, Het¹, Het², optionally mono- or disubstituted aminocarbonyl, methylthio, methylsulfonyl, and phenyl optionally substituted with one or more substituents each independently selected from C₁₋₆alkyl, optionally mono- or disubstituted aminoC₁₋₆alkyl, C₁₋₆alkyloxy, halogen, hydroxy,

5 optionally mono- or disubstituted amino, nitro, cyano, haloC₁₋₆alkyl, carboxyl, C₁₋₆alkoxycarbonyl, C₃₋₇cycloalkyl, Het¹, optionally mono- or disubstituted aminocarbonyl, methylthio and methylsulfonyl; wherein the optional substituents on any amino function are independently selected from C₁₋₆alkyl, C₁₋₆alkyloxy-A-, Het¹-A-, Het¹C₁₋₆alkyl, Het¹C₁₋₆alkyl-A-, Het¹oxy-A-, Het¹oxyC₁₋₄alkyl-A-, phenyl-A-,

10 phenyl-oxy-A-, phenyloxyC₁₋₄alkyl-A-, phenylC₁₋₆alkyl-A-, C₁₋₆alkyloxycarbonyl-amino-A-, amino-A-, aminoC₁₋₆alkyl and aminoC₁₋₆alkyl-A- wherein each of the amino groups may optionally be mono- or where possible di-substituted with C₁₋₄alkyl and wherein A is defined as C₁₋₆alkanediyl, -C(=O)-, -C(=S)-, -S(=O)₂-, C₁₋₆alkanediyl-C(=O)-, C₁₋₆alkanediyl-C(=S)- or C₁₋₆alkanediyl-S(=O)₂-; wherein the point of

15 attachment of A to the nitrogen atom is the C₁₋₆alkanediyl group in those moieties containing said group.

The term "haloC₁₋₆alkyl" as a group or part of a group is defined as C₁₋₆alkyl substituted with one or more halogen atoms, preferably, chloro or fluoro atoms, more preferably fluoro atoms. Preferred haloC₁₋₆alkyl groups include for instance

20 trifluoromethyl and difluoromethyl.

The term "hydroxyC₁₋₆alkyl" as a group or part of a group is defined as C₁₋₆alkyl substituted with one or more hydroxy moieties.

The term "Het¹" as a group or part of a group is defined as a saturated or partially unsaturated monocyclic, bicyclic or tricyclic heterocycle having 3 to 14 ring members,

25 preferably 5 to 10 ring members and more preferably 5 to 8 ring members, which contains one or more heteroatom ring members, each independently selected from nitrogen, oxygen and sulfur and which is optionally substituted on one or more carbon atoms by C₁₋₆alkyl, optionally mono- or disubstituted aminoC₁₋₆alkyl, C₁₋₆alkyloxy, halogen, hydroxy, oxo, optionally mono- or disubstituted amino, nitro, cyano,

30 haloC₁₋₆alkyl, hydroxyC₁₋₆alkyl, carboxyl, C₁₋₆alkoxycarbonyl, C₁₋₆alkylcarbonyloxyC₁₋₆alkyl, C₁₋₆alkyloxycarbonylC₁₋₆alkyl, C₃₋₇cycloalkyl, optionally mono- or disubstituted aminocarbonyl, methylthio, methylsulfonyl, aryl and a saturated or partially unsaturated monocyclic, bicyclic or tricyclic heterocycle having 3 to 14 ring members which contains one or more heteroatom ring members, each independently

35 selected from nitrogen, oxygen or sulfur, and wherein the optional substituents on any amino function are independently selected from C₁₋₆alkyl, C₁₋₆alkyloxy-A-, Het²-A-, Het²C₁₋₆alkyl, Het²C₁₋₆alkyl-A-, Het²oxy-A-, Het²oxyC₁₋₄alkyl-A-, aryl-A-, aryloxy-A-, aryloxyC₁₋₄alkyl-A-, arylC₁₋₆alkyl-A-, C₁₋₆alkyloxycarbonylamino-A-, amino-A-,

aminoC₁₋₆alkyl and aminoC₁₋₆alkyl-A- wherein each of the amino groups may optionally be mono- or where possible di-substituted with C₁₋₄alkyl and wherein A is as defined above.

- The term "Het²" as a group or part of a group is defined as an aromatic monocyclic, bicyclic or tricyclic heterocycle having 3 to 14 ring members, preferably 5 to 10 ring members and more preferably 5 to 6 ring members, which contains one or more heteroatom ring members each independently selected from nitrogen, oxygen or sulfur and which is optionally substituted on one or more carbon atoms by C₁₋₆alkyl, optionally mono- or disubstituted aminoC₁₋₆alkyl, C₁₋₆alkyloxy, halogen, hydroxy, optionally mono- or disubstituted amino, nitro, cyano, haloC₁₋₆alkyl, hydroxyC₁₋₆alkyl, carboxyl, C₁₋₆alkoxycarbonyl, C₁₋₆alkylcarbonyloxyC₁₋₆alkyl, C₁₋₆alkyloxycarbonylC₁₋₆alkyl, C₃₋₇cycloalkyl, optionally mono- or disubstituted aminocarbonyl, methylthio, methylsulfonyl, aryl, Het¹ and an aromatic monocyclic, bicyclic or tricyclic heterocycle having 3 to 14 ring members; wherein the optional substituents on any amino function are independently selected from C₁₋₆alkyl, C₁₋₆alkyloxy-A-, Het¹-A-, Het¹C₁₋₆alkyl, Het¹C₁₋₆alkyl-A-, Het¹oxy-A-, Het¹oxy-C₁₋₆alkyl-A-, aryl-A-, aryloxy-A-, aryloxyC₁₋₄alkyl-A-, arylC₁₋₆alkyl-A-, C₁₋₆alkyloxycarbonylamino-A-, amino-A-, aminoC₁₋₆alkyl and aminoC₁₋₆alkyl-A- wherein each of the amino groups may optionally be mono- or where possible di-substituted with C₁₋₄alkyl and wherein A is as defined above.

As used herein, the term (=O) forms a carbonyl moiety with the carbon atom to which it is attached. The term (=O) forms a sulfoxide with the sulfur atom to which it is attached. The term (=O)₂ forms a sulfonyl with the sulfur atom to which it is attached.

As used herein, the term (=S) forms a thiocarbonyl moiety with the carbon atom to which it is attached.

As used herein before, the term "one or more" covers the possibility of all the available C-atoms, where appropriate, to be substituted, preferably, one, two or three.

When any variable (e.g. halogen or C₁₋₄alkyl) occurs more than one time in any constituent, each definition is independent.

- The term "prodrug" as used throughout this text means the pharmacologically acceptable derivatives such as esters, amides and phosphates, such that the resulting *in vivo* biotransformation product of the derivative is the active drug as defined in the compounds of formula (I). The reference by Goodman and Gilman (The

Pharmacological Basis of Therapeutics, 8th ed, McGraw-Hill, Int. Ed. 1992, "Biotransformation of Drugs", p 13-15) describing prodrugs generally is hereby incorporated. Prodrugs of a compound of the present invention are prepared by modifying functional groups present in the compound in such a way that the modifications are cleaved, either in routine manipulation or in vivo, to the parent compound. Prodrugs include compounds of the present invention wherein a hydroxy group, for instance the hydroxy group on the asymmetric carbon atom, or an amino group is bonded to any group that, when the prodrug is administered to a patient, cleaves to form a free hydroxyl or free amino, respectively.

Typical examples of prodrugs are described for instance in WO 99/33795, WO 99/33815, WO 99/33793 and WO 99/33792 all incorporated herein by reference.

Prodrugs are characterized by excellent aqueous solubility, increased bioavailability and are readily metabolized into the active inhibitors *in vivo*.

For therapeutic use, the salts of the compounds of formula (I) are those wherein the counterion is pharmaceutically or physiologically acceptable. However, salts having a pharmaceutically unacceptable counterion may also find use, for example, in the preparation or purification of a pharmaceutically acceptable compound of formula (I). All salts, whether pharmaceutically acceptable or not are included within the ambit of the present invention.

The pharmaceutically acceptable or physiologically tolerable addition salt forms which the compounds of the present invention are able to form can conveniently be prepared using the appropriate acids, such as, for example, inorganic acids such as hydrohalic acids, e.g. hydrochloric or hydrobromic acid; sulfuric; hemisulphuric, nitric; phosphoric and the like acids; or organic acids such as, for example, acetic, aspartic, dodecyl-sulphuric, heptanoic, hexanoic, nicotinic, propanoic, hydroxyacetic, lactic, pyruvic, oxalic, malonic, succinic, maleic, fumaric, malic, tartaric, citric, methane-sulfonic, ethanesulfonic, benzenesulfonic, *p*-toluenesulfonic, cyclamic, salicylic, *p*-amino-salicylic, pamoic and the like acids.

Conversely said acid addition salt forms can be converted by treatment with an appropriate base into the free base form.

The compounds of formula (I) containing an acidic proton may also be converted into their non-toxic metal or amine addition salt form by treatment with appropriate organic

and inorganic bases. Appropriate base salt forms comprise, for example, the ammonium salts, the alkali and earth alkaline metal salts, e.g. the lithium, sodium, potassium, magnesium, calcium salts and the like, salts with organic bases, e.g. the benzathine, N-methyl, -D-glucamine, hydrabamine salts, and salts with amino acids
5 such as, for example, arginine, lysine and the like.

Conversely said base addition salt forms can be converted by treatment with an appropriate acid into the free acid form.

10 The term "salts" also comprises the hydrates and the solvent addition forms which the compounds of the present invention are able to form. Examples of such forms are e.g. hydrates, alcoholates and the like.

The *N*-oxide forms of the present compounds are meant to comprise the compounds of
15 formula (I) wherein one or several nitrogen atoms are oxidized to the so-called *N*-oxide.

The present compounds may also exist in their tautomeric forms. Such forms, although not explicitly indicated in the above formula are intended to be included within the scope of the present invention.

20 The term stereochemically isomeric forms of compounds of the present invention, as used hereinbefore, defines all possible compounds made up of the same atoms bonded by the same sequence of bonds but having different three-dimensional structures which are not interchangeable, which the compounds of the present invention may possess.

25 Unless otherwise mentioned or indicated, the chemical designation of a compound encompasses the mixture of all possible stereochemically isomeric forms which said compound may possess. Said mixture may contain all diastereomers and/or enantiomers of the basic molecular structure of said compound. All stereochemically isomeric forms of the compounds of the present invention both in pure form or in admixture with
30 each other are intended to be embraced within the scope of the present invention.

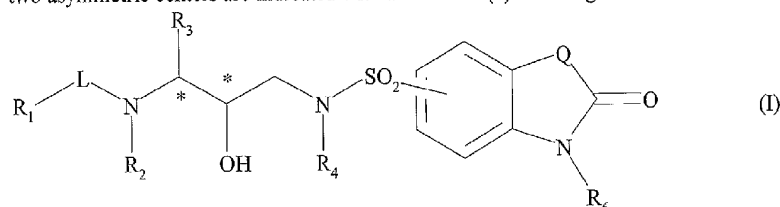
Pure stereoisomeric forms of the compounds and intermediates as mentioned herein are defined as isomers substantially free of other enantiomeric or diastereomeric forms of the same basic molecular structure of said compounds or intermediates. In particular,
35 the term 'stereoisomerically pure' concerns compounds or intermediates having a stereoisomeric excess of at least 80% (i. e. minimum 90% of one isomer and maximum 10% of the other possible isomers) up to a stereoisomeric excess of 100% (i.e. 100% of one isomer and none of the other), more in particular, compounds or intermediates

having a stereoisomeric excess of 90% up to 100%, even more in particular having a stereoisomeric excess of 94% up to 100% and most in particular having a stereoisomeric excess of 97% up to 100%. The terms 'enantiomerically pure' and 'diastereomerically pure' should be understood in a similar way, but then having regard to the enantiomeric excess, respectively the diastereomeric excess of the mixture in question.

Pure stereoisomeric forms of the compounds and intermediates of this invention may be obtained by the application of art-known procedures. For instance, enantiomers may be separated from each other by the selective crystallization of their diastereomeric salts with optically active acids or bases. Examples thereof are tartaric acid, dibenzoyl-tartaric acid, ditoluoyltartaric acid and camphorsulfonic acid. Alternatively, enantiomers may be separated by chromatographic techniques using chiral stationary phases. Said pure stereochemically isomeric forms may also be derived from the corresponding pure stereochemically isomeric forms of the appropriate starting materials, provided that the reaction occurs stereospecifically. Preferably, if a specific stereoisomer is desired, said compound will be synthesized by stereospecific methods of preparation. These methods will advantageously employ enantiomerically pure starting materials.

The diastereomeric racemates of formula (I) can be obtained separately by conventional methods. Appropriate physical separation methods which may advantageously be employed are, for example, selective crystallization and chromatography, e.g. column chromatography.

It is clear to a person skilled in the art that the compounds of formula (I) contain at least two asymmetric centers and thus may exist as different stereoisomeric forms. These two asymmetric centers are indicated with an asterisk (*) in the figure below.



The absolute configuration of each asymmetric center that may be present in the compounds of formula (I) may be indicated by the stereochemical descriptors R and S, this R and S notation corresponding to the rules described in Pure Appl. Chem. 1976, 48, 11-30. The carbon atom bearing the hydroxy group and marked with the asterisk

(*) preferably has the R configuration. The carbon atom bearing the R³ group and marked with the asterisk (*) preferably has the S configuration..

5 The present invention is also intended to include all isotopes of atoms occurring on the present compounds. Isotopes include those atoms having the same atomic number but different mass numbers. By way of general example and without limitation, isotopes of hydrogen include tritium and deuterium. Isotopes of carbon include C-13 and C-14.

10 Whenever used hereinafter, the term "compounds of formula (I)", or "the present compounds" or similar term is meant to include the compounds of general formula (I), their *N*-oxides, salts, stereoisomeric forms, racemic mixtures, prodrugs, esters and metabolites, as well as their quaternized nitrogen analogues.

A particular group of compounds are those compounds of formula (I) wherein one or more of the following restrictions apply:

15 R₁ is hydrogen, Het¹, Het², aryl, Het¹C₁₋₆alkyl, Het²C₁₋₆alkyl, arylC₁₋₆alkyl; more in particular, R₁ is hydrogen, a saturated or partially unsaturated monocyclic or bicyclic heterocycle having 5 to 8 ring members, which contains one or more heteroatom ring members, each independently selected from nitrogen, oxygen or sulfur and which is optionally substituted, phenyl optionally substituted with one or more substituents, an aromatic monocyclic heterocycle having 5 to 6 ring members, which contains one or more heteroatom ring members, each independently selected from nitrogen, oxygen or sulfur and which is optionally substituted on one or more carbon atoms, or C₁₋₆alkyl substituted with an aromatic monocyclic heterocycle having 5 to 6 ring members, which contains one or more heteroatom ring members, each independently selected from nitrogen, oxygen or sulfur and which is optionally substituted on one or more carbon atoms;

R₂ is hydrogen;

30 L is -C(=O)-, -O-C(=O)-, -O-C₁₋₆alkanediyl-C(=O)-, more in particular, L is -C(=O)-, -O-C(=O)-, -O-CH₂-C(=O)-, wherein the C(=O) group is attached to the NR₂ moiety;

R₃ is arylC₁₋₄alkyl, in particular, arylmethyl, more in particular phenylmethyl;

35 R₄ is optionally substituted C₁₋₆alkyl, in particular C₁₋₆alkyl optionally substituted with aryl, Het¹, Het², C₃₋₇cycloalkyl or amino optionally mono- or disubstituted where the substituents are each independently selected from C₁₋₄alkyl, aryl, Het¹ and Het²;

Q is $>C=C-R_{5a}$ wherein R_{5a} is aryl, Het¹, Het²; wherein each of said substituents is optionally substituted on one or more atoms with a substituent independently selected from the group consisting of amino, mono- or di(C₁₋₄alkyl)amino, hydroxy, C₁₋₆alkyloxy, carboxyl, oxo, C₁₋₆alkyl, hydroxyC₁₋₆alkyl, C₁₋₄alkylcarbonyloxy, C₁₋₄alkyloxycarbonyl, C₁₋₄alkylcarbonyloxyC₁₋₄alkyl, C₁₋₄alkyloxycarbonyl C₁₋₄alkyl, Het²; R_{5a} may also be C₁₋₆alkyl optionally further substituted with amino, mono- or di(C₁₋₄alkyl)amino, hydroxy, C₁₋₆alkyloxy, carbonyl, oxo, mercapto, C₁₋₄alkylcarbonyloxy, C₁₋₄alkyloxycarbonyl;

Q is $>C=C-R_{5b}$ wherein R_{5b} is hydrogen; and

10 R_6 is hydrogen.

A special group of compounds are those compounds of formula (I) wherein,

R_2 is hydrogen;

L is $-C(=O)-$, $-O-C(=O)-$, $-O-CH_2-C(=O)-$, wherein the C(=O) group is attached to the

15 NR_2 moiety;

R_3 is phenylmethyl; and

R_4 is C₁₋₆alkyl; and

Q is $>C=C-R_{5a}$ wherein R_{5a} is Het¹, aryl, Het²; wherein each of said substituents is optionally substituted on one or more atoms with a substituent independently

20 selected from the group consisting of amino, mono- or di(C₁₋₄alkyl)amino, hydroxy, C₁₋₆alkyloxy, aminoC₁₋₆alkyl, mono- or di(C₁₋₄alkyl)aminoC₁₋₄alkyl, carboxyl, oxo, C₁₋₆alkyl, hydroxyC₁₋₆alkyl, mercapto, C₁₋₄alkylcarbonyloxy, C₁₋₄alkyloxycarbonyl, C₁₋₄alkylcarbonyloxyC₁₋₄alkyl, C₁₋₄alkyloxycarbonylC₁₋₄alkyl, C₃₋₇cycloalkyl, aryl, Het¹, Het².

25

Another special group of compounds are those compounds of formula (I) wherein,

R_2 is hydrogen;

L is $-C(=O)-$, $-O-C(=O)-$, $-O-CH_2-C(=O)-$, wherein the C(=O) group is attached to the NR_2 moiety;

30 R_3 is phenylmethyl;

R_4 is C₁₋₆alkyl; and

Q is $>C=C-R_{5a}$ wherein R_{5a} is aryl, optionally substituted on one or more atoms with a substituent independently selected from the group consisting of amino, mono- or di(C₁₋₄alkyl)amino, hydroxy, C₁₋₆alkyloxy, aminoC₁₋₆alkyl, mono- or di(C₁₋₄alkyl)aminoC₁₋₄alkyl,

35 C_{1-4} alkyl, carboxyl, oxo, C₁₋₆alkyl, hydroxyC₁₋₆alkyl, mercapto, C₁₋₄alkylcarbonyloxy, C₁₋₄alkyloxycarbonyl, C₁₋₄alkylcarbonyloxy C₁₋₄alkyl, C₁₋₄alkyloxycarbonyl C₁₋₄alkyl, C₃₋₇cycloalkyl, aryl, Het¹, Het².

Yet another special group of compounds are those compounds of formula (I) wherein,
 R_2 is hydrogen;

L is $-C(=O)-$, $-O-C(=O)-$, $-O-CH_2-C(=O)-$, wherein the $C(=O)$ group is attached to the NR_2 moiety;

- 5 R_3 is phenylmethyl; and
 R_4 is C_{1-6} alkyl; and
 Q is $>C=C-R_{5b}$ wherein R_{5b} is hydrogen.

Another interesting group of compounds are those of formula (I) wherein,

- 10 R_2 is hydrogen;
L is $-C(=O)-$, $-O-C(=O)-$, $-O-CH_2-C(=O)-$, wherein the $C(=O)$ group is attached to the NR_2 moiety;
 R_3 is phenylmethyl;
 R_4 is C_{1-6} alkyl; and
15 Q is $>C=C-R_{5a}$ wherein R_{5a} is Het^2 optionally substituted on one or more atoms with a substituent independently selected from the group consisting of amino, mono- or di(C_{1-4} alkyl)amino, hydroxy, C_{1-6} alkyloxy, amino C_{1-6} alkyl, mono- or di(C_{1-4} alkyl)amino C_{1-6} alkyl, carboxyl, oxo, C_{1-6} alkyl, hydroxy C_{1-6} alkyl, mercapto, C_{1-4} alkylcarbonyloxy, C_{1-4} alkyloxycarbonyl, C_{1-4} alkylcarbonyloxy C_{1-4} alkyl, C_{1-4} alkyloxycarbonyl C_{1-4} alkyl.

- 20 Another particular group are those compounds of formula (I), wherein,
 R_2 is hydrogen;
L is $-C(=O)-$, $-O-C(=O)-$, $-O-CH_2-C(=O)-$, wherein the $C(=O)$ group is attached to the NR_2 moiety;
25 R_3 is phenylmethyl;
 R_4 is C_{1-6} alkyl; and
 Q is $>C=C-R_{5a}$ wherein R_{5a} is alkyl optionally substituted on one or more atoms with a substituent independently selected from the group consisting of amino, mono- or di(C_{1-4} alkyl)amino, hydroxy, C_{1-6} alkyloxy, carboxyl, oxo, C_{1-4} alkylcarbonyloxy, C_{1-4} alkyloxycarbonyl, C_{3-7} cycloalkyl, aryl, Het^1 , Het^2 .

Another interesting group of compounds are those compounds of formula (I) wherein L is $-O-C_{1-6}alkanediy-C(=O)-$.

- 35 Another group of compounds are those compounds of formula (I) wherein Q is $>C=C-R_{5a}$ wherein R_{5a} is C_{1-6} alkyl, aryl, or Het^2 ; each optionally substituted on one or more atoms with a substituent independently selected from the group consisting of amino,

mono- or di(C₁₋₄alkyl)amino, hydroxy, C₁₋₄alkyloxy, carboxyl, oxo, sulfhydryl, C₁₋₄alkylcarbonyloxy, C₁₋₄alkyloxy-carbonyl, C₃₋₇cycloalkyl, aryl, Het¹ and Het².

Yet another group of compounds are those compounds of formula (I) or any subgroup thereof wherein Q is >C-R_{5b}, wherein R_{5b} is hydrogen.

A special group of compounds are those compounds of formula (I) wherein R_{1-L} is Het¹-O-C(=O), Het²-C₁₋₆alkanediyl-O-C(=O), aryl-O-C₁₋₆alkanediyl-C(=O) or aryl-C(=O).

Of particular interest are those compounds of formula (I) wherein R₁ is hydrogen, C₁₋₆alkyl, C₂₋₆alkenyl, arylC₁₋₆alkyl, C₃₋₇cycloalkyl, C₃₋₇cycloalkylC₁₋₆alkyl, aryl, Het¹, Het¹C₁₋₆alkyl, Het², Het²C₁₋₆alkyl, in particular, R₁ is hydrogen, C₁₋₆alkyl, C₂₋₆alkenyl, arylC₁₋₆alkyl, C₃₋₇cycloalkyl, C₃₋₇cycloalkylC₁₋₆alkyl, aryl, Het², Het²C₁₋₆alkyl.

An interesting group of compounds are those compounds of formula (I) wherein R₁ is hydrogen, C₁₋₆alkyl, C₂₋₆alkenyl, arylC₁₋₆alkyl, C₃₋₇cycloalkyl, C₃₋₇cycloalkyl-C₁₋₆alkyl, aryl, Het¹, Het¹C₁₋₆alkyl, Het², Het²C₁₋₆alkyl; wherein Het¹ has 5 or 6 ring members, which contains one or more heteroatom ring members selected from nitrogen, oxygen or sulfur and which is optionally substituted on one or more ring members.

A preferred group of compounds are those compounds where the sulfonamide group is attached to the oxindole group in the 6-position.

A suitable group of compounds are those compounds of formula (I) wherein R₁ is aryl or arylC₁₋₆alkyl; in particular the aryl moiety of the R₁ definition is further substituted on one or more ring members, wherein each substituent is independently selected from C₁₋₄alkyl, hydroxy, halogen, optionally mono- or di(C₁₋₄alkyl)amino, optionally mono- or di(C₁₋₄alkyl)aminoC₁₋₄alkyl, nitro and cyanogen; preferably the substituent is selected from methyl, ethyl, chlorine, iodine, bromine, hydroxy and cyanogens, in particular the aryl moiety contains 6 to 12 ring members, more in particular the aryl moiety in the definition of R₁ contains 6 ring members.

A suitable group of compounds are those compounds of formula (I) wherein R₁ is Het² or Het²C₁₋₆alkyl, wherein the Het² in the definition of R₁ contains one or more heteroatoms each independently selected from nitrogen, oxygen and sulfur; in particular the Het² moiety of the R₁ definition is further substituted on one or more ring members, wherein each substituent is independently selected from C₁₋₄alkyl, hydroxy, halogen,

optionally mono- or disubstituted amino and cyanogen; preferably the substituent is selected from methyl, ethyl, chlorine, iodine, bromine, hydroxy, amino and cyanogen.

- Another group of compounds are those of formula (I) wherein R_1 is Het^2 or $Het^2C_{1-6}alkyl$, L is $-C(=O)-$, $-O-C(=O)-$, $-O-C_{1-6}alkanediyl-C(=O)-$; in particular the Het^2 moiety in the definition of R_1 is an aromatic heterocycle having 5 or 6 ring members, which contain one or more heteroatom ring members each independently selected from nitrogen, oxygen or sulfur, more in particular the Het^2 moiety is an aromatic heterocycle having 5 or 6 ring members, which contain two or more heteroatom ring members each independently selected from nitrogen, oxygen or sulfur.

- A suitable group of compounds are those compounds of formula (I) wherein R_1 is Het^1 or $Het^1C_{1-6}alkyl$, wherein Het^1 in the definition of R_1 contains one or more heteroatoms each independently selected from nitrogen, oxygen and sulfur; in particular the Het^1 moiety of the definition of R_1 is further substituted on one or more ring members, wherein each substituent is independently selected from $C_{1-4}alkyl$, hydroxy, halogen, optionally mono- or disubstituted amino and cyanogen; preferably the substituent is selected from methyl, ethyl, chlorine, iodine, bromine, hydroxy, amino and cyanogen.

- A suitable group of compounds are those compounds of formula (I) wherein R_1 is $Het^1C_{1-6}alkyl$, Het^1 , wherein said Het^1 in the definition of R_1 is monocyclic having 5 or 6 ring members, wherein the Het^1 contains one or more heteroatoms each independently selected from nitrogen, oxygen and sulfur; in particular the Het^1 moiety of the R_1 definition is further substituted on one or more carbon atoms, wherein each substituent is independently selected from $C_{1-4}alkyl$, hydroxy, halogen, optionally mono- or disubstituted amino and cyanogen; preferably the substituent is selected from methyl, ethyl, chlorine, iodine, bromine, hydroxy, amino and cyanogen.

- A suitable group of compounds are those compounds of formula (I) wherein R_1 is Het^1 , wherein said Het^1 is bicyclic having 7 to 10 ring members, wherein the Het^1 contains one or more heteroatoms each independently selected from nitrogen, oxygen and sulfur; in particular the Het^1 moiety of the R_1 definition is further substituted on one or more carbon atoms, wherein each substituent is independently selected from $C_{1-4}alkyl$, hydroxy, halogen, optionally mono- or disubstituted amino and cyanogen; preferably the substituent is selected from methyl, ethyl, chlorine, iodine, bromine, hydroxy, amino and cyanogens, in particular the Het^1 moiety contains 2 or more heteroatoms selected from nitrogen, sulfur and oxygen; in one aspect R_1 is a bicyclic Het^1 .

containing containing at one oxygen heteroatom, L is selected from $-O-(C=O)-$ and Q is $>C=C-R_{5a}$ with R_{5a} and R_6 are hydrogen.

- A suitable group of compounds are those compounds of formula (I) wherein R_1 is Het^1 ,
 5 wherein said Het^1 is a saturated bicyclic group having 5 to 10 ring members, wherein the Het^1 contains one or more heteroatoms each independently selected from nitrogen, oxygen and sulfur; in particular the Het^1 moiety of the R_1 definition is further substituted on one or more carbon atoms, wherein each substituent is independently
 10 selected from C_{1-4} alkyl, hydroxy, halogen, optionally mono- or disubstituted amino and cyanogen; preferably the substituent is selected from methyl, ethyl, chlorine, iodine, bromine, hydroxy, amino and cyanogens; in particular Het^1 contains 5 to 8 ring members; in particular the Het^1 moiety has 6 to 8 ring members wherein Het^1 contains 2 or more heteroatoms selected from nitrogen, sulfur and oxygen.
- 15 A suitable group of compounds are those compounds of formula (I) wherein R_1-L- is bis-tetrahydrofurane-O-C(=O)-.

- An interesting group of compounds are those compounds of formula (I) wherein R_1 is G or G- C_{1-6} alkyl, wherein G is selected from thiazolyl, imidazolyl, oxazolyl,
 20 oxadiazolyl, dioxazolyl, pyrazolyl, pyrazinyl, imidazolinonyl, quinolinyl, isoquinolinyl, indolyl, pyridazinyl, pyridinyl, pyrrolyl, pyranyl, pyrimidinyl, furanyl, triazolyl, tetrazolyl, benzofuranyl, benzoxazolyl, isoxazolyl, isothiazolyl, thiadiazolyl, thiophenyl, tetrahydrofurofuranyl, tetrahydropyranofuranyl, benzothiophenyl, carbazolyl, imidazolonyl, oxazolonyl, indoliziny, triazinyl, quinoxaliny, piperidinyl,
 25 piperazinyl, morpholinyl, thiamorpholinyl, pyrazinyl, thienyl, tetrahydroquinolinyl, tetrahydroisoquinolinyl, β -carbolinyl, dioxanyl, dithianyl, oxolanyl, dioxolanyl, tetrahydrothiophenyl, tetrahydropyranyl, tetrahydropyranyl,; wherein G is optionally benzofused; wherein G is optionally further substituted on one or more ring members; preferably G is selected from thiazolyl, imidazolyl, oxazolyl, oxadiazolyl, pyrazolyl,
 30 pyridinyl, optionally substituted on one or more ring members.

Interesting compounds are those compounds of formula (I) wherein R^1 is hexahydrofuro[2,3-b]furanyl or oxazolyl.

- 35 Other interesting compounds are those compounds of formula (I) or those compounds belonging to any subgroup thereof wherein R_1 is hexahydrofuro[2,3-b]furanyl, tetrahydrofuranyl, oxazolyl, thiazolyl, and L is a direct bond.

Yet other interesting compounds are those compounds of formula (I) or those compounds belonging to any subgroup thereof wherein R₁ is hexahydrofuro[2,3-b]furanyl, oxazolyl, thiazolyl, pyridinyl, or phenyl optionally substituted with one or more substituents independently selected from C₁₋₆alkyl, hydroxy, amino, halogen, aminoC₁₋₄alkyl and mono-or di(C₁₋₄alkyl)amino; and L is -O-.

Still other interesting compounds are those compounds of formula (I) or those compounds belonging to any subgroup thereof wherein R₁ is hexahydrofuro[2,3-b]furanyl, tetrahydrofuranyl, oxazolyl, or phenyl substituted with one or more substituents independently selected from C₁₋₆alkyl, hydroxy, amino, halogen, aminoC₁₋₄alkyl and mono-or di(C₁₋₄alkyl)amino; and L is C₁₋₆alkanediyl-O- wherein the -O- is attached to the nitrogen of the amide.

Also interesting compounds are those compounds of formula (I) or those compounds belonging to any subgroup thereof wherein R₁ is hexahydrofuro[2,3-b]furanyl, tetrahydrofuranyl, oxazolyl, thiazolyl, pyridinyl, or phenyl optionally substituted with one or more substituents independently selected from hydroxy, amino, halogen, aminoC₁₋₄alkyl and mono-or di(C₁₋₄alkyl)amino; and L is -O-C₁₋₆alkanediyl wherein -O- is attached to the R¹ group.

Compounds of particular interest are those compounds of formula (I) or those compounds belonging to any subgroup thereof wherein -L-R¹ is -O-(hexahydrofuro[2,3-b]furanyl), -O-tetrahydrofuranyl, -O-methyl-(optionally substituted phenyl), -O-methyl-pyridinyl, -O-methyl-thiazolyl, -O-methyl-oxazolyl, -methyl-O-(optionally substituted phenyl) or optionally substituted phenyl. Preferably, the optional substituents on the phenyl group are methyl, amino, hydroxy, halogen, aminomethyl,

Compounds of special interest are those compounds of formula (I) or those compounds belonging to any subgroup thereof wherein R¹ is hexahydrofuro[2,3-b]furanyl, tetrahydrofuranyl, oxazolyl, thiazolyl, pyridinyl, or phenyl optionally substituted with one or more substituents independently selected from C₁₋₆alkyl, hydroxy, amino, chloro, bromo, aminoC₁₋₄alkyl and mono-or di(C₁₋₄alkyl)amino.

Another special subgroup of the compounds of formula (I) or of the compounds belonging to any subgroup thereof are those compounds wherein -L-R¹ is -O-(hexahydrofuro[2,3-b]furanyl), -O-tetrahydrofuranyl, -O-methyl-thiazolyl, -O-methyl-oxazolyl, -methyl-O-(2,6-dimethylphenyl), -methyl-O-(4-aminomethyl-2,6-dimethylphenyl), -methyl-O-(4-amino-2,6-dimethylphenyl), 3-hydroxy-2-methyl-

phenyl or 3-amino-2-methyl-phenyl; and Q is $>C=C-R_{5a}$ with R_{5a} is methyl or hydrogen and R^6 is hydrogen.

A suitable group of compounds are those compounds of formula (I) as a salt, wherein
5 the salt is selected from trifluoroacetate, fumarate, chloroacetate and methanesulfonate.

An interesting group of compounds are those compounds of formula (I) having a fold
resistance, determined according to the methods herein described, in the range of 0.01 to
100 against HIV species having at least one mutation in the HIV protease as compared
10 to the wild type sequence (e.g. M38432, K03455, gi 327742) at a position selected from
10, 71 and 84; in particular at least two mutations selected from 10, 71 and 84 are
present in the HIV protease; in particular the compounds have a fold resistance in the
range of 0.1 to 100, more in particular in the range 0.1 to 50, suitably in the range 0.1 to
15 30. Of particular interest are the compounds of formula (I) showing a fold resistance
against at least one mutant HIV protease ranging between 0.1 and 20, and even more
interesting are those compounds of formula (I) showing a fold resistance against at least
one mutant HIV protease ranging between 0.1 and 10. Interesting compounds have in
addition an IC_{50} of at least 100 nM vis-à-vis the wild type virus upon *in vitro* screening
according to the methods described herein.

20

Preferred compounds are those enantiomeric forms of the compounds of formula (I) or
of the compounds belonging to any subgroup thereof having a (1S,2R)-1-benzyl-2-
hydroxy-propyl configuration.

25 An interesting group of compounds of formula (I) are those compounds wherein R_{5b} is
hydrogen.

Most preferred compounds are

(1-Benzyl-2-hydroxy-3-{isobutyl-[2-oxo-3-(1H-pyrrol-2-ylmethylene)-2,3-dihydro-1H-indole-5-sulfonyl]-amino}-propyl)-carbamic acid hexahydro-furo[2,3-b]furan-3-yl ester

(1-Benzyl-2-hydroxy-3-{isobutyl-[3-(5-methyl-thiophen-2-ylmethylene)-2-oxo-2,3-dihydro-1H-indole-5-sulfonyl]-amino}-propyl)-carbamic acid hexahydro-furo[2,3-b]furan-3-yl ester

(1-Benzyl-2-hydroxy-3-{isobutyl-[3-(5-methyl-furan-2-ylmethylene)-2-oxo-2,3-dihydro-1H-indole-5-sulfonyl]-amino}-propyl)-carbamic acid hexahydro-furo[2,3-b]furan-3-yl ester

(1-Benzyl-2-hydroxy-3-{isobutyl-[3-(1-methyl-1H-pyrrol-2-ylmethylene)-2-oxo-2,3-dihydro-1H-indole-5-sulfonyl]-amino}-propyl)-carbamic acid hexahydro-furo[2,3-b]furan-3-yl ester

r

(1-Benzyl-3-[[3-(2-ethyl-butylidene)-2-oxo-2,3-dihydro-1H-indole-5-sulfonyl]-isobutyl-amino]-2-hydroxy-propyl)-carbamic acid hexahydro-furo[2,3-b]furan-3-yl ester

{1-Benzyl-2-hydroxy-3-[isobutyl-(3-isobutylidene-2-oxo-2,3-dihydro-1H-indole-5-sulfonyl)-amino]-propyl}-carbamic acid hexahydro-furo[2,3-b]furan-3-yl ester

{1-Benzyl-3-[[3-furan-2-ylmethylene-2-oxo-2,3-dihydro-1H-indole-5-sulfonyl]-isobutyl-amino]-2-hydroxy-propyl}-carbamic acid hexahydro-furo[2,3-b]furan-3-yl ester

(1-Benzyl-2-hydroxy-3-[isobutyl-[3-(4-methoxy-benzylidene)-2-oxo-2,3-dihydro-1H-indole-5-sulfonyl]-amino]-propyl)-carbamic acid hexahydro-furo[2,3-b]furan-3-yl ester

(1-Benzyl-2-hydroxy-3-[isobutyl-[2-oxo-3-(4-pyridin-2-yl-benzylidene)-2,3-dihydro-1H-indole-5-sulfonyl]-amino]-propyl)-carbamic acid hexahydro-furo[2,3-b]furan-3-yl ester

(1-Benzyl-2-hydroxy-3-[[3-(4-hydroxy-3,5-dimethyl-benzylidene)-2-oxo-2,3-dihydro-1H-indole-5-sulfonyl]-isobutyl-amino]-propyl)-carbamic acid hexahydro-furo[2,3-b]furan-3-yl ester

(1-Benzyl-3-[[3-(4-dimethylamino-benzylidene)-2-oxo-2,3-dihydro-1H-indole-5-sulfonyl]-isobutyl-amino]-2-hydroxy-propyl)-carbamic acid hexahydro-furo[2,3-b]furan-3-yl ester

(1-Benzyl-2-hydroxy-3-[[3-(1H-indol-2-ylmethylene)-2-oxo-2,3-dihydro-1H-indole-5-sulfonyl]-isobutyl-amino]-propyl)-carbamic acid hexahydro-furo[2,3-b]furan-3-yl ester

Acetic acid 5-(5-[[3-(hexahydro-furo[2,3-b]furan-3-yloxy-carbonylamino)-2-hydroxy-4-phenyl-butyl]-isobutyl-sulfamoyl]-2-oxo-1,2-dihydro-indol-3-ylidenemethyl)-furan-2-ylmethyl ester

{1-Benzyl-3-[[3-benzylidene-2-oxo-2,3-dihydro-1H-indole-5-sulfonyl]-isobutyl-amino]-2-hydroxy-propyl}-carbamic acid hexahydro-furo[2,3-b]furan-3-yl ester

(1-Benzyl-3-[[3-(4-diethylamino-3-hydroxy-benzylidene)-2-oxo-2,3-dihydro-1H-indole-5-sulfonyl]-isobutyl-amino]-2-hydroxy-propyl)-carbamic acid hexahydro-furo[2,3-b]furan-3-yl ester

(1-Benzyl-2-hydroxy-3-[[3-(2-hydroxy-benzylidene)-2-oxo-2,3-dihydro-1H-indole-5-sulfonyl]-isobutyl-amino]-propyl)-carbamic acid hexahydro-furo[2,3-b]furan-3-yl ester

(1-Benzyl-2-hydroxy-3-[isobutyl-[3-(2-methoxy-benzylidene)-2-oxo-2,3-dihydro-1H-indole-5-sulfonyl]-amino]-propyl)-carbamic acid hexahydro-furo[2,3-b]furan-3-yl ester

(1-Benzyl-2-hydroxy-3-[[3-(4-hydroxy-3-methoxy-benzylidene)-2-oxo-2,3-dihydro-1H-indole-5-sulfonyl]-isobutyl-amino]-propyl)-carbamic acid hexahydro-furo[2,3-b]furan-3-yl ester

(1-Benzyl-3-[isobutyl-[3-(5-methyl-furan-2-ylmethylene)-2-oxo-2,3-dihydro-1H-indole-5-sulfonyl]-amino]-2-phosphonoxy-propyl)-carbamic acid hexahydro-furo[2,3-b]furan-3-yl ester

4-(5-[[3-(Hexahydro-furo[2,3-b]furan-3-yloxy-carbonylamino)-2-hydroxy-4-phenyl-butyl]-isobutyl-sulfamoyl]-2-oxo-1,2-dihydro-indol-3-ylidenemethyl)-benzoic acid

the *N*-oxides and salts thereof and their stereoisomeric forms.

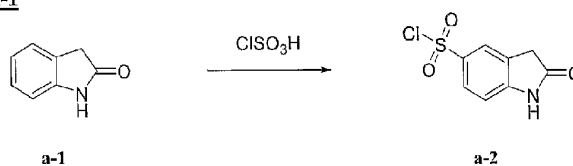
The compounds of formula (I) can generally be prepared using procedures analogous to those procedures described in WO 95/06030, WO 96/22287, WO 96/28418, WO 96/28463, WO 96/28464, WO 96/28465 and WO 97/18205.

5

Particular reaction procedures to make the present compounds are described below. In the preparations described below, the reaction products may be isolated from the medium and, if necessary, further purified according to methodologies generally known in the art such as, for example, extraction, crystallization, titration and

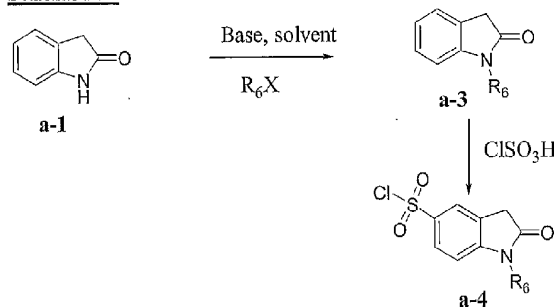
10 chromatography.

Scheme A-1

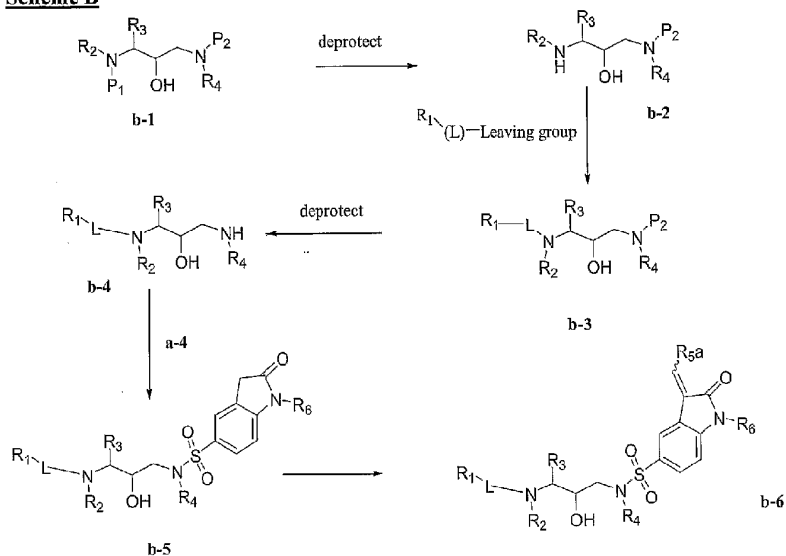


Intermediates of formula (a-2) can be prepared by reacting 1,3-dihydro-indol-2-one (a-1) with chlorosulphonic acid at an elevated temperature, suitably ranging between 50 and 60°C, and stirring the resulting intermediate.

Scheme A-2



20 In order to obtain nitrogen substituted 1,3-dihydro-indol-2-ones of formula (a-3), 1,3-dihydro-indol-2-one can be reacted with an activated alkyl derivative R₆X, such as an alkylhalide in a suitable aprotic polar solvent and in the presence of a base. Intermediates of formula a-4 can then be prepared starting from intermediates a-3 according to scheme A-1.

Scheme BPreparation of b-1

- 5 This intermediate may be prepared according to the procedures outlined in WO 97/18205.

Preparation of b-2

- 10 Intermediate **b-1** was stirred in an organic solvent in the presence of a catalyst such as Pd/C or Pd/OH under an hydrogen atmosphere. Under these conditions protecting group P₁ is removed.

Preparation of b-3.

- 15 To intermediate **b-2**, in an organic solvent, was added R₁-(L)-(leaving group) and a base. Alternatively, R₁-(L)-(leaving group) may be added in the presence of 1-(3-dimethylaminopropyl)-3-ethylcarbodiimide hydrochloric acid (EDC) and 1-hydroxybenzotriazole (HOBT) in an organic solvent. The reaction mixture was stirred 6 to 24 hours at temperatures ranging from 15 to 40°C and the solvent was evaporated.

20 Preparation of b-4.

An alcoholic solution of intermediate **b-3**, was acidified to remove protecting group P₂. The mixture was stirred during 6 to 24 hours at temperatures ranging from 15 to 40°C, whereafter an organic solvent was added. The pH of the mixture was neutralized and

subsequently washed with brine. The organic layer was dried and concentrated to yield intermediate **b-4**.

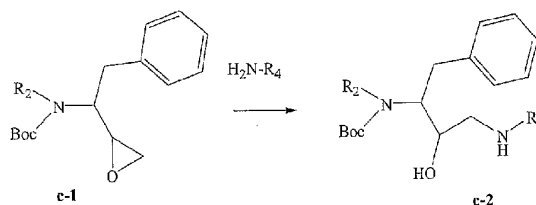
Preparation of b-5

- 5 Intermediate **a-4** was added to a mixture of intermediate **b-4** in an organic solvent and in the presence of an amine. The mixture was stirred at temperatures ranging from 15 to 40°C for 4-24 hours and washed with a alkaline solution. The organic layer was dried and the solvent was evaporated.

10 Preparation of b-6

Reaction of intermediate **b-5** with aldehydes ($R_{5a}-C(=O)-H$) results in the generation of **b-6**. The reaction is suitably performed in alcohols in the presence of an organic base at elevated temperatures ranging from 50°C to reflux temperature.

15 Scheme C



Intermediate **c-2**, may be prepared by adding an amine of formula $\text{H}_2\text{N-R}_4$ to an intermediate **c-1** in a suitable solvent such as isopropanol.

- 20 In scheme D, enantiomerically pure compounds of formula **c-2** are only obtained if **c-1** is enantiomerically pure. If **c-1** is a mixture of stereoisomers, then **c-2** will also consist of a mixture of stereoisomers.

Detailed description of the synthesis

25

1. Scheme A-1

A mixture of 46 ml chlorosulfonic acid and 10g of 1,3-dihydro-indol-2-one (**a-1**) was heated to 50°C during 12 hours. After cooling down to room temperature, the mixture was poured on ice and water and extracted with dichloromethane. The organic layer

- 30 was separated, dried over MgSO_4 and the solvent was evaporated to yield 16.33 g (94%) of intermediate **a-2** (2-oxo-2,3-dihydro-1*H*-indole-5-sulfonyl chloride).

2. Scheme A-2

In order to obtain nitrogen substituted 1,3-dihydro-indol-2-ones of formula (a-3), 1,3-dihydro-indol-2-one can be reacted with an activated alkyl derivative R_6X , such as an alkyl halide in a suitable aprotic polar solvent such as tetrahydrofuran (THF), dimethylformamide (DMF), dichloromethane (DCM) and in the presence of a base such as NaH, potassium carbonate or sodium carbonate. The mixture was stirred at room temperature (RT) and activated alkyls such as alkyl halide or acyl halide were added (R_6-X , wherein X is a halogen, suitably selected from Cl, I, Br; R_6 is selected from $-C_{1-6}$ alkyl, $-C(=O)-C_{1-6}$ alkyl, $-CH_2-C(=O)O-C_{1-6}$ alkyl). The reaction mixture was stirred overnight at RT. Then water was added and the mixture was extracted with a suitable solvent and dried on magnesium sulphate. Intermediate a-3 was isolated by crystallisation or purification on silica gel. Intermediate a-4 was obtained according to the procedure outlined in Scheme A-1

3. Scheme B

3.1 Preparation of b-1

This intermediate may be prepared according to the procedures outlined in WO 97/18205.

3.2 Preparation of b-2

The mixture of intermediate b-1 in the presence of Pd/C in alcohols and or Pd/OH in cyclohexene or 1,3-cyclohexa-diene was stirred overnight in a hydrogen atmosphere to remove protecting group P_1 . For the purpose of the synthesis of the compounds of the present invention, R_2 at this stage of the synthesis, may also be a protecting group P_1 . A preferred protecting group is benzyl, more preferable P_1 and R_2 are both benzyl, thus forming a dibenzyl moiety. Suitable alcohols for said reaction are e.g. MeOH, EtOH, isopropanol. The mixture was filtered and the solvent was evaporated to yield intermediate b-2.

3.3 Preparation of b-3.

To intermediate b-2, in an organic solvent, was added $R_1-(L)-(leaving\ group)$ and a base. This reaction is a preferred route to generate carbamates. Alternatively, $R_1-(L)-(leaving\ group)$ may be added in the presence of 1-(3-dimethylaminopropyl)-3-ethylcarbodiimide hydrochloric acid (EDC) and 1-hydroxybenzotriazole (HOBT) or an alcohol such as *tert*-butanol in a suitable solvent such as dichloromethane. Using the alternative strategy amides may be obtained. The reaction mixture was stirred overnight at RT and the solvent evaporated. The intermediate was purified on silica gel.

3.4 Preparation of b-4.

A mixture of intermediate **b-3**, in alcohols such as methanol, ethanol or isopropanol, was acidified (e.g. by the addition of HCl) to remove protecting group P₂. Suitable protecting groups are e.g. boc, Fmoc, Cbz. A preferred protecting group is boc. The mixture was stirred over night at RT. Then an organic solvent was added. Suitable solvents are e.g. ethylacetate, acetonitrile, acetone, cyclohexane, chloroform, toluene. The pH of the mixture was neutralized and subsequently washed with brine. Neutralization can suitably be done by sodium carbonate. The organic layer was dried over MgSO₄ and concentrated to yield intermediate **b-4**.

10

3.5 Preparation of b-5

a-4 was added to a mixture of intermediate **b-4** in an organic solvent and in the presence of an amine. Ethylacetate, acetonitrile, acetone, cyclohexane, chloroform and toluene are examples of suitable organic solvents. Amines are suitably selected from e.g. triethylamine, di-isopropylamine. The mixture was stirred at RT for 6-18 hours and washed with a solution of sodium bicarbonate and subsequently with brine. The organic layer was dried over MgSO₄ and the solvent was evaporated. The compound was purified on silica gel.

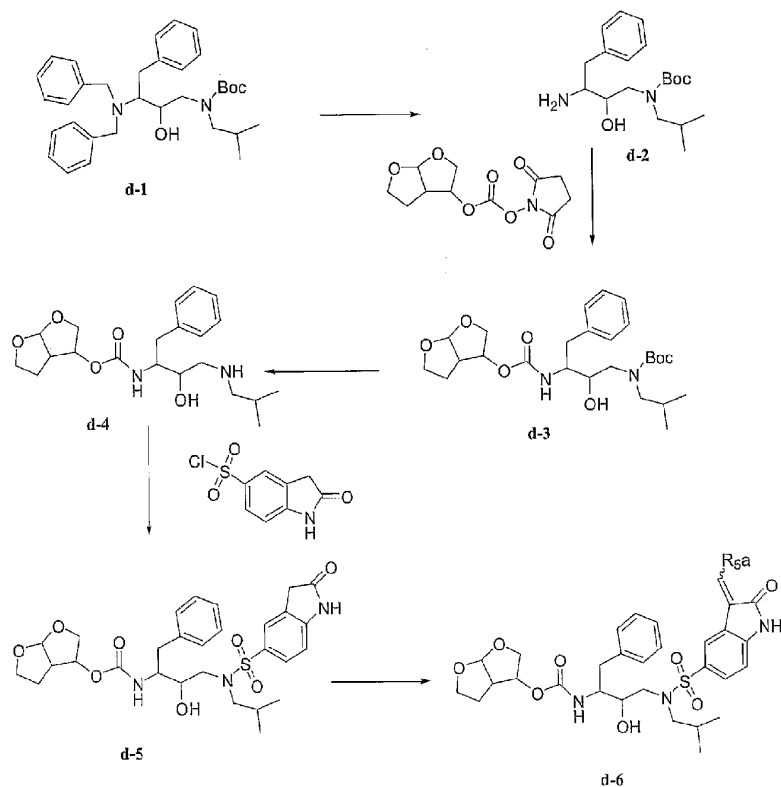
3.6 Preparation of b-6

Reaction of intermediate **b-5** with aldehydes (R_{sa}-C(=O)-H) results in the generation of **b-6**. The reaction is suitably performed in alcohols in the presence of an organic base e.g. piperidine and at temperatures ranging from 65-100°C.

4. Preparation of compound 7

25

-28-



4.1 Preparation of **d-2**.

The mixture of 76.9 g of intermediate **d-1** in MeOH and 5 g of Pd/C 10% was stirred overnight in a hydrogen atmosphere. The mixture was filtered using a filter such as celite and the solvent was evaporated to yield 48 g (96%) of intermediate **d-2** (tert-butyl N-[3-amino-2-hydroxy-4-phenylbutyl]-N-isobutylcarbamate).

4.2 Preparation of **d-3**.

To a mixture of 7 g of intermediate **d-2** in 300 ml of dichloromethane (DCM) was added 5.63 g of 1-[[[(3R,3aS,6aR)-hexahydrofuro[2,3-b]furan-3-yl]oxycarbonyloxy]-2,5-pyrrolidinedione (prepared according to the procedure described in WO9967417) and 2.1 g of triethylamine. The reaction mixture was stirred overnight at RT and the solvent evaporated. The compound was purified on silica gel yielding 9 g (88%) of intermediate **e-3** (Hexahydrofuro[2,3-b]furan-3-yl N-{1-benzyl-3-[(tert-butoxycarbonyl) (isobutyl)amino]-2-hydroxypropyl} carbamate).

starting material of formula (I) with an appropriate organic or inorganic peroxide. Appropriate inorganic peroxides comprise, for example, hydrogen peroxide, alkali metal or earth alkaline metal peroxides, e.g. sodium peroxide, potassium peroxide; appropriate organic peroxides may comprise peroxy acids such as, for example,
5 benzenecarboperoxoic acid or halo substituted benzenecarboperoxoic acid, e.g. 3-chloro-benzenecarboperoxoic acid, peroalkanoic acids, e.g. peroacetic acid, alkylhydroperoxides, e.g. *tert*-butyl hydroperoxide. Suitable solvents are, for example, water, lower alkanols, e.g. ethanol and the like, hydrocarbons, e.g. toluene, ketones, e.g. 2-butanone, halogenated hydrocarbons, e.g. dichloromethane, and mixtures of such
10 solvents.

The present compounds can thus be used in animals, preferably in mammals, and in particular in humans as pharmaceuticals per se, in mixtures with one another or in the form of pharmaceutical preparations.

15 Furthermore, the present invention relates to pharmaceutical preparations which as active constituents contain an effective dose of at least one of the compounds of formula (I) in addition to customary pharmaceutically innocuous excipients and auxiliaries. The pharmaceutical preparations normally contain 0.1 to 90% by weight of
20 a compound of formula (I). The pharmaceutical preparations can be prepared in a manner known per se to one of skill in the art. For this purpose, at least one of a compound of formula (I), together with one or more solid or liquid pharmaceutical excipients and/or auxiliaries and, if desired, in combination with other pharmaceutical active compounds, are brought into a suitable administration form or dosage form
25 which can then be used as a pharmaceutical in human medicine or veterinary medicine.

Pharmaceuticals which contain a compound according to the invention can be administered orally, parenterally, e.g., intravenously, rectally, by inhalation, or topically, the preferred administration being dependent on the individual case, e.g., the
30 particular course of the disorder to be treated. Oral administration is preferred.

The person skilled in the art is familiar on the basis of his expert knowledge with the auxiliaries which are suitable for the desired pharmaceutical formulation. Beside solvents, gel-forming agents, suppository bases, tablet auxiliaries and other active
35 compound carriers, antioxidants, dispersants, emulsifiers, antifoams, flavor corrigents, preservatives, solubilizers, agents for achieving a depot effect, buffer substances or colorants are also useful.

Due to their favorable pharmacological properties, particularly their activity against multi-drug resistant HIV protease enzymes, the compounds of the present invention are useful in the treatment of individuals infected by HIV and for the prophylaxis of these individuals. In general, the compounds of the present invention may be useful in the
5 treatment of warm-blooded animals infected with viruses whose existence is mediated by, or depends upon, the protease enzyme. Conditions which may be prevented or treated with the compounds of the present invention, especially conditions associated with HIV and other pathogenic retroviruses, include AIDS, AIDS-related complex (ARC), progressive generalized lymphadenopathy (PGL), as well as chronic central
10 nervous system (CNS) diseases caused by retroviruses, such as, for example HIV mediated dementia and multiple sclerosis.

The compounds of the present invention or any subgroup thereof may therefore be used as medicines against above-mentioned conditions. Said use as a medicine or method of
15 treatment comprises the systemic administration to HIV-infected subjects of an amount effective to combat the conditions associated with HIV and other pathogenic retroviruses, especially HIV-1. Consequently, the compounds of the present invention can be used in the manufacture of a medicament useful for treating conditions associated with HIV and other pathogenic retroviruses, in particular medicaments
20 useful for treating patients infected with multi-drug resistant HIV virus.

In a preferred embodiment, the invention relates to the use of a compound of formula (I) or any subgroup thereof in the manufacture of a medicament for treating or
25 combating infection or disease associated with multi-drug resistant retrovirus infection in a mammal, in particular HIV-1 infection. Thus, the invention also relates to a method of treating a retroviral infection, or a disease associated with multi-drug resistant retrovirus infection comprising administering to a mammal in need thereof an effective amount of a compound of formula (I) or a subgroup thereof.

30 In another preferred embodiment, the present invention relates to the use of formula (I) or any subgroup thereof in the manufacture of a medicament for inhibiting a protease of a multi-drug resistant retrovirus in a mammal infected with said retrovirus, in particular HIV-1 retrovirus.

35 In another preferred embodiment, the present invention relates to the use of formula (I) or any subgroup thereof in the manufacture of a medicament for inhibiting multi-drug resistant retroviral replication, in particular HIV-1 replication.

The compounds of the present invention may also find use in inhibiting ex vivo samples containing HIV or expected to be exposed to HIV. Hence, the present compounds may be used to inhibit HIV present in a body fluid sample which contains or is suspected to contain or be exposed to HIV.

5

Also, the combination of an antiretroviral compound and a compound of the present invention can be used as a medicine. Thus, the present invention also relates to a product containing (a) a compound of the present invention, and (b) another antiretroviral compound, as a combined preparation for simultaneous, separate or sequential use in treatment of retroviral infections, in particular, in the treatment of infections with multi-drug resistant retroviruses. Thus, to combat or treat HIV infections, or the infection and disease associated with HIV infections, such as Acquired Immunodeficiency Syndrome (AIDS) or AIDS Related Complex (ARC), the compounds of this invention may be co-administered in combination with for instance, binding inhibitors, such as, for example, dextran sulfate, suramine, polyanions, soluble CD4, PRO-542, BMS-806; fusion inhibitors, such as, for example, T20, T1249, 5-helix, D-peptide ADS-J1; co-receptor binding inhibitors, such as, for example, AMD 3100, AMD-3465, AMD7049, AMD3451 (Bicyclams), TAK 779; SHC-C (SCH351125), SHC-D, PRO-140RT inhibitors, such as, for example, foscarnet and prodrugs; nucleoside RTIs, such as, for example, AZT, 3TC, DDC, DDI, D4T, Abacavir, FTC, DAPD, dOTC, DPC 817; nucleotide RTIs, such as, for example, PMEA, PMPA (tenofovir); NNRTIs, such as, for example, nevirapine, delavirdine, efavirenz, 8 and 9-CI TIBO (tivrapiene), loviride, TMC-125, dapivirine, MKC-442, UC 781, UC 782, Capravirine, DPC 961, DPC963, DPC082, DPC083, calanolide A, SJ-1366, TSAO, 4"-deaminated TSAO, MV150, MV026048; RNase H inhibitors, such as, for example, SP1093V, PD126338; TAT inhibitors, such as, for example, RO-5-3335, K12, K37; integrase inhibitors, such as, for example, L 708906, L 731988, S-1360; protease inhibitors, such as, for example, amprenavir and prodrug GW908, ritonavir, nelfinavir, saquinavir, indinavir, lopinavir, palinavir, BMS 186316, atazanavir, DPC 681, DPC 684, tipranavir, AG1776, mozenavir, GS3333, KNI-413, KNI-272, L754394, L756425, LG-71350, PD161374, PD173606, PD177298, PD178390, PD178392, PNU 140135, TMC-114, maslinic acid, U-140690; glycosylation inhibitors, such as, for example, castanospermine, deoxynojirimycine.

20

25

30

35

The combination may provide a synergistic effect, wherein viral infectivity and its associated symptoms may be prevented, substantially reduced, or eliminated completely.

The compounds of the present invention may also be administered in combination with immunomodulators (e.g., bropirimine, anti-human alpha interferon antibody, IL-2, methionine enkephalin, interferon alpha, and naltrexone) with antibiotics (e.g., pentamidine isothionate) cytokines (e.g. Th2), modulators of cytokines, chemokines or the receptors thereof (e.g. CCR5) or hormones (e.g. growth hormone) to ameliorate, combat, or eliminate HIV infection and its symptoms. Such combination therapy in different formulations, may be administered simultaneously, sequentially or independently of each other. Alternatively, such combination may be administered as a single formulation, wherein the active ingredients are released from the formulation simultaneously or separately.

The compounds of the present invention may also be administered in combination with modulators of the metabolization following application of the drug to an individual. These modulators include compounds that interfere with the metabolization at cytochromes, such as cytochrome P450. It is known that several isoenzymes exist of cytochrome P450, one of which is cytochrome P450 3A4. Ritonavir is an example of a modulator of metabolization via cytochrome P450. Such combination therapy in different formulations, may be administered simultaneously, sequentially or independently of each other. Alternatively, such combination may be administered as a single formulation, wherein the active ingredients are released from the formulation simultaneously or separately. Such modulator may be administered at the same or different ratio as the compound of the present invention. Preferably, the weight ratio of such modulator vis-à-vis the compound of the present invention (modulator:compound of the present invention) is 1:1 or lower, more preferable the ratio is 1:3 or lower, suitably the ratio is 1:10 or lower, more suitably the ratio is 1:30 or lower.

For an oral administration form, compounds of the present invention are mixed with suitable additives, such as excipients, stabilizers or inert diluents, and brought by means of the customary methods into the suitable administration forms, such as tablets, coated tablets, hard capsules, aqueous, alcoholic, or oily solutions. Examples of suitable inert carriers are gum arabic, magnesia, magnesium carbonate, potassium phosphate, lactose, glucose, or starch, in particular, corn starch. In this case the preparation can be carried out both as dry and as moist granules. Suitable oily excipients or solvents are vegetable or animal oils, such as sunflower oil or cod liver oil. Suitable solvents for aqueous or alcoholic solutions are water, ethanol, sugar solutions, or mixtures thereof. Polyethylene glycols and polypropylene glycols are also useful as further auxiliaries for other administration forms.

For subcutaneous or intravenous administration, the active compounds, if desired with the substances customary therefor such as solubilizers, emulsifiers or further auxiliaries, are brought into solution, suspension, or emulsion. The compounds of formula (I) can also be lyophilized and the lyophilizates obtained used, for example, for the production of injection or infusion preparations. Suitable solvents are, for example, water, physiological saline solution or alcohols, e.g. ethanol, propanol, glycerol, in addition also sugar solutions such as glucose or mannitol solutions, or alternatively mixtures of the various solvents mentioned.

Suitable pharmaceutical formulations for administration in the form of aerosols or sprays are, for example, solutions, suspensions or emulsions of the compounds of formula (I) or their physiologically tolerable salts in a pharmaceutically acceptable solvent, such as ethanol or water, or a mixture of such solvents. If required, the formulation can also additionally contain other pharmaceutical auxiliaries such as surfactants, emulsifiers and stabilizers as well as a propellant. Such a preparation customarily contains the active compound in a concentration from approximately 0.1 to 50%, in particular from approximately 0.3 to 3% by weight.

In order to enhance the solubility and/or the stability of the compounds of formula (I) in pharmaceutical compositions, it can be advantageous to employ α -, β - or γ -cyclodextrins or their derivatives. Also co-solvents such as alcohols may improve the solubility and/or the stability of the compounds of formula (I) in pharmaceutical compositions. In the preparation of aqueous compositions, addition salts of the subject compounds are obviously more suitable due to their increased water solubility.

Appropriate cyclodextrins are α -, β - or γ -cyclodextrins (CDs) or ethers and mixed ethers thereof wherein one or more of the hydroxy groups of the anhydroglucose units of the cyclodextrin are substituted with C₁₋₆alkyl, particularly methyl, ethyl or isopropyl, e.g. randomly methylated β -CD; hydroxyC₁₋₆alkyl, particularly hydroxyethyl, hydroxypropyl or hydroxybutyl; carboxyC₁₋₆alkyl, particularly carboxymethyl or carboxyethyl; C₁₋₆alkyl-carbonyl, particularly acetyl; C₁₋₆alkyloxycarbonylC₁₋₆alkyl or carboxyC₁₋₆alkyloxyC₁₋₆alkyl, particularly carboxymethoxypropyl or carboxyethoxypropyl; C₁₋₆alkylcarbonyloxyC₁₋₆alkyl, particularly 2-acetyloxypropyl. Especially noteworthy as complexants and/or solubilizers are β -CD, randomly methylated β -CD, 2,6-dimethyl- β -CD, 2-hydroxyethyl- β -CD, 2-hydroxyethyl- γ -CD, 2-hydroxypropyl- γ -CD and (2-carboxymethoxy)propyl- β -CD, and in particular 2-hydroxypropyl- β -CD (2-HP- β -CD).

The term mixed ether denotes cyclodextrin derivatives wherein at least two cyclodextrin hydroxy groups are etherified with different groups such as, for example, hydroxy-propyl and hydroxyethyl.

5 An interesting way of formulating the present compounds in combination with a cyclodextrin or a derivative thereof has been described in EP-A-721,331. Although the formulations described therein are with antifungal active ingredients, they are equally interesting for formulating the compounds of the present invention. The formulations described therein are particularly suitable for oral administration and comprise an
10 antifungal as active ingredient, a sufficient amount of a cyclodextrin or a derivative thereof as a solubilizer, an aqueous acidic medium as bulk liquid carrier and an alcoholic co-solvent that greatly simplifies the preparation of the composition. Said formulations may also be rendered more palatable by adding pharmaceutically acceptable sweeteners and/or flavors.

15 Other convenient ways to enhance the solubility of the compounds of the present invention in pharmaceutical compositions are described in W0-94/05263, WO 98/42318, EP-A-499,299 and WO 97/44014, all incorporated herein by reference.

20 More in particular, the present compounds may be formulated in a pharmaceutical composition comprising a therapeutically effective amount of particles consisting of a solid dispersion comprising (a) a compound of formula (I), and (b) one or more pharmaceutically acceptable water-soluble polymers.

25 The term "a solid dispersion" defines a system in a solid state (as opposed to a liquid or gaseous state) comprising at least two components, wherein one component is dispersed more or less evenly throughout the other component or components. When said dispersion of the components is such that the system is chemically and physically uniform or homogenous throughout or consists of one phase as defined in thermo-
30 dynamics, such a solid dispersion is referred to as "a solid solution". Solid solutions are preferred physical systems because the components therein are usually readily bioavailable to the organisms to which they are administered.

35 The term "a solid dispersion" also comprises dispersions which are less homogenous throughout than solid solutions. Such dispersions are not chemically and physically uniform throughout or comprise more than one phase.

The water-soluble polymer in the particles is conveniently a polymer that has an apparent viscosity of 1 to 100 mPa.s when dissolved in a 2 % aqueous solution at 20°C solution.

- 5 Preferred water-soluble polymers are hydroxypropyl methylcelluloses or HPMC. HPMC having a methoxy degree of substitution from about 0.8 to about 2.5 and a hydroxypropyl molar substitution from about 0.05 to about 3.0 are generally water soluble. Methoxy degree of substitution refers to the average number of methyl ether groups present per anhydroglucose unit of the cellulose molecule. Hydroxy-propyl
10 molar substitution refers to the average number of moles of propylene oxide which have reacted with each anhydroglucose unit of the cellulose molecule.

The particles as defined hereinabove can be prepared by first preparing a solid dispersion of the components, and then optionally grinding or milling that dispersion.

- 15 Various techniques exist for preparing solid dispersions including melt-extrusion, spray-drying and solution-evaporation, melt-extrusion being preferred.

It may further be convenient to formulate the present compounds in the form of nanoparticles which have a surface modifier adsorbed on the surface thereof in an amount sufficient to maintain an effective average particle size of less than 1000 nm. Useful surface modifiers are believed to include those which physically adhere to the surface of the antiretroviral agent but do not chemically bond to the antiretroviral agent.

- 20 Suitable surface modifiers can preferably be selected from known organic and inorganic pharmaceutical excipients. Such excipients include various polymers, low molecular weight oligomers, natural products and surfactants. Preferred surface modifiers include nonionic and anionic surfactants.

Yet another interesting way of formulating the present compounds involves a pharmaceutical composition wherein the present compounds are incorporated in hydrophilic polymers and applying this mixture as a coat film over many small beads, thus yielding a composition with good bioavailability which can conveniently be manufactured and which is suitable for preparing pharmaceutical dosage forms for oral administration.

- 35 Said beads comprise (a) a central, rounded or spherical core, (b) a coating film of a hydrophilic polymer and an antiretroviral agent and (c) a seal-coating polymer layer.

Materials suitable for use as cores in the beads are manifold, provided that said materials are pharmaceutically acceptable and have appropriate dimensions and firmness. Examples of such materials are polymers, inorganic substances, organic substances, and saccharides and derivatives thereof.

5

The route of administration may depend on the condition of the subject, co-medication and the like.

Another aspect of the present invention concerns a kit or container comprising a compound of formula (I) in an amount effective for use as a standard or reagent in a test or assay for determining the ability of a potential pharmaceutical to inhibit HIV protease, HIV growth, or both. This aspect of the invention may find its use in pharmaceutical research programs.

10

The compounds of the present invention can be used in phenotypic resistance monitoring assays, such as known recombinant assays, in the clinical management of resistance developing diseases such as HIV. A particularly useful resistance monitoring system is a recombinant assay known as the Antivirogram™. The Antivirogram™ is a highly automated, high throughput, second generation, recombinant assay that can measure susceptibility, especially viral susceptibility, to the compounds of the present invention. (Hertogs K. *et al. Antimicrob Agents Chemother*, 1998; **42**(2):269-276, incorporated by reference).

15

20

Interestingly, the compounds of the present invention may comprise chemically reactive moieties capable of forming covalent bonds to localized sites such that said compound have increased tissue retention and half-lives. The term "chemically reactive group" as used herein refers to chemical groups capable of forming a covalent bond. Reactive groups will generally be stable in an aqueous environment and will usually be carboxy, phosphoryl, or convenient acyl group, either as an ester or a mixed anhydride, or an imidate, or a maleimidate thereby capable of forming a covalent bond with functionalities such as an amino group, a hydroxy or a thiol at the target site on for example blood components such as albumine. The compounds of the present invention may be linked to maleimide or derivatives thereof to form conjugates.

25

30

The dose of the present compounds or of the physiologically tolerable salt(s) thereof to be administered depends on the individual case and, as customary, is to be adapted to the conditions of the individual case for an optimum effect. Thus it depends, of course, on the frequency of administration and on the potency and duration of action of the compounds employed in each case for therapy or prophylaxis, but also on the nature

35

- and severity of the infection and symptoms, and on the sex, age, weight co-medication and individual responsiveness of the human or animal to be treated and on whether the therapy is acute or prophylactic. Customarily, the daily dose of a compound of formula (I) in the case of administration to a patient approximately 75 kg in weight is 1 mg to 5 1g, preferably 3 mg to 0.5 g. The dose can be administered in the form of an individual dose, or divided into several, e.g. two, three, or four, individual doses.

Experimental Part

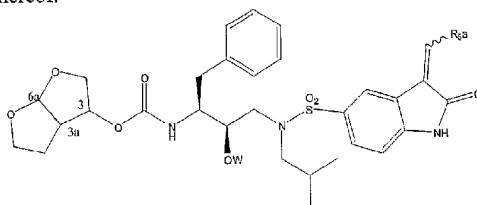
Preparation of the compounds of formula (I) and their intermediates

10

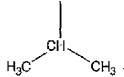
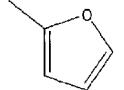
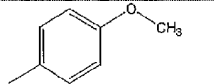
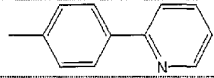
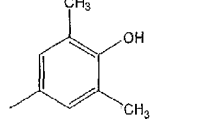
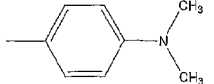
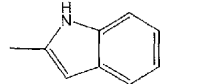
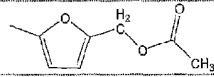
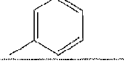
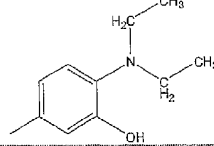
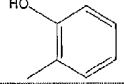
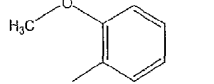
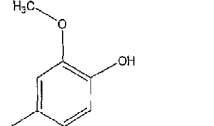
Table 1

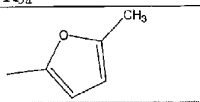
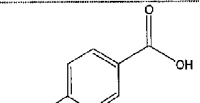
Compounds of the present invention prepared according to the methods described above. If no stereochemistry is indicated, the compound is present as a racemic mixture. The wavy bond indicates that the R_a substituent may be in cis or trans position or in a mixture thereof.

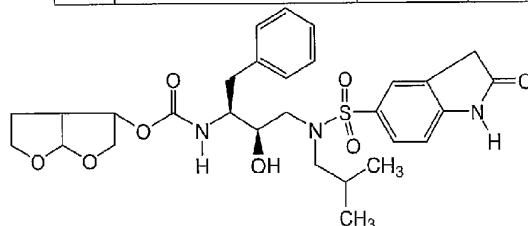
15



NO	R_{5a}	pEC_{50}	W	Stereochemistry/salts
1		8.5	-H	(3R, 3aS, 6aR)/base
2		8.07	-H	(3R, 3aS, 6aR)/base
3		7.94	-H	(3R, 3aS, 6aR)/base
4		7.81	-H	(3R, 3aS, 6aR)/base
5		7.78	-H	(3R, 3aS, 6aR)/base

NO	R _{5a}	pEC ₅₀	W	Stereochemistry/salts
6		7.71	-H	(3R, 3aS, 6aR)/base
7		7.71	-H	(3R, 3aS, 6aR)/base
8		7.7	-H	(3R, 3aS, 6aR)/base
9		7.64	-H	(3R, 3aS, 6aR)/base
10		7.6	-H	(3R, 3aS, 6aR)/base
11		7.36	-H	(3R, 3aS, 6aR)/base
12		7.26	-H	(3R, 3aS, 6aR)/base
13		7.25	-H	(3R, 3aS, 6aR)/base
14		7.23	-H	(-)/base
15		7.19	-H	(3R, 3aS, 6aR)/base
16		7.15	-H	(3R, 3aS, 6aR)/base
17		7.11	-H	(3R, 3aS, 6aR)/base
18		6.57	-H	(3R, 3aS, 6aR)/base

NO	R _{5a}	pEC ₅₀	W	Stereochemistry/salts
19		6.52	-PO ₃ H ₂	(3R, 3aS, 6aR)/base
20		6.05	-H	(3R, 3aS, 6aR)/base



Compound 21

Antiviral analyses:

The compounds of the present invention were examined for anti-viral activity in a cellular assay. The assay demonstrated that these compounds exhibited potent anti-HIV activity against a wild type laboratory HIV strain (HIV-1 strain LAI). The cellular assay was performed according to the following procedure.

Cellular Assay Experimental Method:

HIV- or mock-infected MT4 cells were incubated for five days in the presence of various concentrations of the inhibitor. At the end of the incubation period, all HIV-infected cells have been killed by the replicating virus in the control cultures in the absence of any inhibitor. Cell viability is measured by measuring the concentration of MTT, a yellow, water soluble tetrazolium dye that is converted to a purple, water insoluble formazan in the mitochondria of living cells only. Upon solubilization of the resulting formazan crystals with isopropanol, the absorbance of the solution is monitored at 540nm. The values correlate directly to the number of living cells remaining in the culture at the completion of the five day incubation. The inhibitory activity of the compound was monitored on the virus-infected cells and was expressed as EC₅₀ and EC₉₀. These values represent the amount of the compound required to protect 50% and 90%, respectively, of the cells from the cytopathogenic effect of the virus. The toxicity of the compound was measured on the mock-infected cells and was expressed as CC₅₀, which represents the concentration of compound required to inhibit the growth of the cells by 50%. The selectivity index (SI) (ratio CC₅₀/EC₅₀) is an indication of the selectivity of the anti-HIV activity of the inhibitor. Wherever results

are reported as e.g. pEC₅₀ or pCC₅₀ values, the result is expressed as the negative logarithm of the result expressed as EC₅₀ or CC₅₀ respectively.

Antiviral spectrum:

- 5 Because of the increasing emergence of drug resistant HIV strains, the present compounds were tested for their potency against clinically isolated HIV strains harboring several mutations (Table 2 and 3). These mutations are associated with resistance to protease inhibitors and result in viruses that show various degrees of phenotypic cross-resistance to the currently commercially available drugs such as for
- 10 instance saquinavir, ritonavir, nelfinavir, indinavir and amprenavir.

Table 2 List of mutations present in the protease gene of the HIV strains (A to F) used .

A	V003I, L010I, V032T, L033M, E035D, S037Y, S037D, M046I, R057R/K, Q058E, L063P, K070T, A071V, I072V, I084V, L089V
B	V003I, L010I, K020R, E035D, M036I, S037N, Q058E, I062V, L063P, A071V, I072M, G073S, V077I, I084V, I085V, L090M
C	V003I, L010I, I015V, L019I, K020M, S037N, R041K, I054V, Q058E, L063P, A071V, I084V, L090M, I093L
D	V003I, L010L/I, I013V, L033I, E035D, M036I, M046L, K055R, R057K, L063P, I066F, A071V, I084V, N088D, L090M
E	V003I, L010I, V011I, A022V, L024I, E035D, M036I, S037T, R041K, I054V, I062V, L063P, A071V, I084V
F	L010F, M046I, M071V, I084V

15 **Results:**

- As a measure of the broad spectrum activity of the present compounds, the fold resistance (FR), defined as $FR = EC_{50}(\text{mutant strain})/EC_{50}(\text{HIV-1 strain LAI})$, was determined. Table 3 shows the results of the antiviral testing in terms of fold resistance. As can be seen in this table, the present compounds are effective in
- 20 inhibiting a broad range of mutant strains: Column A FR value towards mutant A, Column B: FR towards mutant B, Column C: FR towards mutant C, Column D: FR towards mutant D, Column E: FR towards mutant E, Column F: FR towards mutant F. The toxicity (Tox) is expressed as the pCC₅₀ value as determined with mock transfected cells. Column WT displays the pFC50 value against wild type HIV-LAI strain.

25

Table 3. Results of the toxicity testing and the resistance testing against mutant strains A to F (expressed as FR).

N°	A	B	C	D	E	F	Tox	WT
1	4.3	8.7	2.1	2.0	6.2	10	4.9	8.5
2	1.7	3.6	1	3.8	3.1	3.9	4.7	8.01
3	3.0	3.8	2.6	3.0	7.1	6.8	4	7.9
4	2.3	1.9	1.7	1.9	2.4	2.0	4	7.8
5	1.9	8.3	2.0	2.0	4.2	6.5	4.2	7.8
6	2.5	7.1	1.6	1.4	2.0	7.9	4.3	7.7
7	1.8	2.6	1.7	2.4	5.9	1.9	4.1	7.7
8	1.7	5.0	1.5	1.5	2.0	1.7	4.2	7.7
9	1.3	6.2	2.0	1.9	3.0	6.3	4.2	7.6
10	1.4	1.3	1.3	1.3	1.5	2.0	4	7.6
11	1.5	4.7	1.4	3.4	3.4	3.5	4	7.4
21	1.0	1.1	0.7	0.33	0.56	1.2	4.0	6.8

5 **In vitro pharmacokinetic studies**

The permeability of different compounds is evaluated according to a Caco-2 test protocol as described by Augustijns et al. (Augustijns et al. (1998). *Int. J. of Pharm.*, 166, 45-54) whereby, Caco-2 cells at cell passage number between 32 and 45 are grown in 24-well cell culture plates for 21 to 25 days. The integrity of the cell monolayer is checked by measuring the transepithelial electrical resistance (TEER). The test is performed at pH 7.4 and at 100 µM donor compound concentration.

The equilibrium solubility in simulated gastrointestinal solutions under thermodynamic conditions is a good measure for the solubility profile of the compound in the stomach and the different parts of the intestine. Simulated gastric fluid (SGF) (without pepsin) is set at pH of 1.5. Simulated intestinal fluids (SIF) (without bile salts) are set at pH 5, pH 6.5, pH 7 and pH 7.5. The experimental protocol uses 96-well flat-bottom microplates in which 1 mg of compound is added per well (stock solution in methanol) and evaporated to dryness. The compounds are resolubilized in SGF and SIF and incubated overnight on a horizontal shaking device at 37°C. After filtration, the compound concentrations are determined by UV-spectrophotometry.

Oral availability in the rat and the dog

The compounds are formulated as a 20 mg/ml solution or suspension in DMSO, PEG400 or cyclodextrin 40% (CD40%) in water. For most experiments in the rat, three dosing groups are formed: 1/ single intraperitoneal dose at 20 mg/kg using the DMSO formulation; 2/ single oral dose at 20 mg/kg using the PEG400 formulation and 3/ single oral dose at 20 mg/kg using the cyclodextrin formulation. Blood was sampled at regular time intervals after dosing and drug concentrations in the serum were determined using a LC-MS bioanalytical method.

10 Boosting the systemic bioavailability

With the described type of compounds (protease-inhibitors), it is known that inhibition of the metabolic degradation processes can markedly increase the systemic availability by reducing the first-pass metabolism in the liver and the metabolic clearance from the plasma. This 'boosting' principle can be applied in a clinical setting to the pharmacological action of the drug. This principle can be also explored both in the rat or the dog by simultaneous administration of a compound that inhibits the Cyt-p450 metabolic enzymes. Known blockers are for example ritonavir and ketoconazole.

Protein Binding analyses:

Human serum proteins like albumin (HSA) or α -1 acid glycoprotein (AAG) are known to bind many drugs, resulting in a possible decrease in the effectiveness of those compounds. In order to determine whether the present compounds would be adversely affected by this binding, the anti-HIV activity of the compounds was measured in the presence of human serum, thus evaluating the effect of the binding of the protease inhibitors to those proteins.

MT4 cells are infected with HIV-1 LAI at a multiplicity of infection (MOI) of 0.001-0.01 CCID₅₀ (50% cell culture infective dose per cell, CCID₅₀). After 1 h incubation, cells are washed and plated into a 96 well plate containing serial dilutions of the compound in the presence of 10% FCS (foetal calf serum), 10% FCS + 1 mg/ml AAG (α -1 acid glycoprotein), 10% FCS + 45 mg/ml HSA (human serum albumin) or 50% human serum (HS). After 5 or 6 days incubation, the EC₅₀ (50% effective concentration in cell-based assays) is calculated by determining the cell viability or by quantifying the level of HIV replication. Cell viability is measured using the assay described above. Into a 96 well plate containing serial dilutions of the compound in the presence of 10% FCS or 10% FCS + 1 mg/ml AAG, HIV (wild type or resistant strain) and MT4 cells are added to a final concentration of 200-250 CCID₅₀/well and 30,000 cells/well, respectively. After 5 days of incubation (37°C, 5% CO₂), the viability of the cells is determined by the tetrazolium colorimetric MTT (3-[4,5-Dimethylthiazol-2-yl]-2,5-diphenyltetrazolium bromide) method (Pauwels et al. J Virol. Methods 1988, 20, 309321).

Formulation

Active ingredient, *in casu* a compound of formula (I), was dissolved in organic solvent such as ethanol, methanol or methylene chloride, preferably, a mixture of ethanol and methylene chloride. Polymers such as polyvinylpyrrolidone copolymer with vinyl acetate (PVP-VA) or hydroxypropylmethylcellulose (HPMC), typically 5 mPa.s, were dissolved in organic solvents such as ethanol, methanol methylene chloride. Suitably the polymer was dissolved in ethanol. The polymer and compound solutions were mixed and subsequently spray dried. The ratio of compound/polymer was selected from 1/1 to 1/6. Intermediate ranges were 1/1.5 and 1/3. A suitable ratio was 1/6. The spraydried powder, a solid dispersion, is subsequently filled in capsules for administration. The drug load in one capsule ranges between 50 and 100 mg depending on the capsule size used.

Film-coated Tablets*Preparation of Tablet Core*

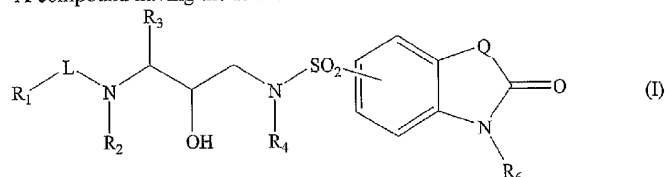
A mixture of 100 g of active ingredient, *in casu* a compound of formula (I), 570 g lactose and 200 g starch was mixed well and thereafter humidified with a solution of 5 g sodium dodecyl sulfate and 10 g polyvinylpyrrolidone in about 200 ml of water. The wet powder mixture was sieved, dried and sieved again. Then there was added 100 g microcrystalline cellulose and 15 g hydrogenated vegetable oil. The whole was mixed well and compressed into tablets, giving 10.000 tablets, each comprising 10 mg of the active ingredient.

Coating

To a solution of 10 g methylcellulose in 75 ml of denaturated ethanol there was added a solution of 5 g of ethylcellulose in 150 ml of dichloromethane. Then there were added 75 ml of dichloromethane and 2.5 ml 1,2,3-propanetriol. 10 g of polyethylene glycol was molten and dissolved in 75 ml of dichloromethane. The latter solution was added to the former and then there were added 2.5 g of magnesium octadecanoate, 5 g of polyvinylpyrrolidone and 30 ml of concentrated color suspension and the whole was homogenated. The tablet cores were coated with the thus obtained mixture in a coating apparatus.

CLAIMS

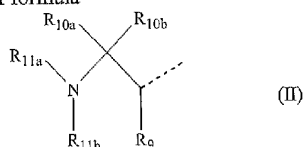
1. A compound having the formula



5 an *N*-oxide, salt, stereoisomeric form, racemic mixture, prodrug, ester or metabolite thereof, wherein

R₁ and R₈ are, each independently, hydrogen, C₁₋₆alkyl, C₂₋₆alkenyl, arylC₁₋₆alkyl, C₃₋₇cycloalkyl, C₃₋₇cycloalkylC₁₋₆alkyl, aryl, Het¹, Het¹C₁₋₆alkyl, Het², Het²C₁₋₆alkyl;

R₁ may also be a radical of formula



10

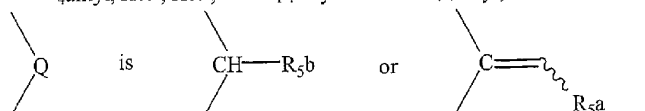
wherein

R₉, R_{10a} and R_{10b} are, each independently, hydrogen, C₁₋₄alkyloxycarbonyl, carboxyl, aminocarbonyl, mono- or di(C₁₋₄alkyl)aminocarbonyl, C₃₋₇cycloalkyl, C₂₋₆alkenyl, C₂₋₆alkynyl or C₁₋₆alkyl optionally substituted with aryl, Het¹, Het², C₃₋₇cycloalkyl, C₁₋₄alkyloxycarbonyl, carboxyl, aminocarbonyl, mono- or di(C₁₋₄alkyl)aminocarbonyl, aminosulfonyl, C₁₋₄alkylS(O)_i, hydroxy, cyano, halogen or amino optionally mono- or disubstituted where the substituents are each independently selected from C₁₋₆alkyl, aryl, arylC₁₋₄alkyl, C₃₋₇cycloalkyl, C₃₋₇cycloalkylC₁₋₄alkyl, Het¹, Het², Het¹C₁₋₄alkyl and Het²C₁₋₄alkyl; wherein R₉, R_{10a} and the carbon atoms to which they are attached may also form a C₃₋₇cycloalkyl radical; when L is -O-C₁₋₆alkanediyl-C(=O)- or -NR₈-C₁₋₆alkanediyl-C(=O)-, then R₉ may also be oxo;

R_{11a} is hydrogen, C₂₋₆alkenyl, C₂₋₆alkynyl, C₃₋₇cycloalkyl, aryl, aminocarbonyl optionally mono- or disubstituted, aminoC₁₋₄alkylcarbonyloxy optionally mono- or disubstituted, C₁₋₄alkyloxycarbonyl, aryloxy carbonyl, Het¹oxy carbonyl, Het²oxy carbonyl, aryloxy carbonylC₁₋₄alkyl, arylC₁₋₄alkyloxycarbonyl, C₁₋₄alkylcarbonyl, C₃₋₇cycloalkylcarbonyl, C₃₋₇cycloalkylC₁₋₄alkyloxycarbonyl, C₃₋₇cycloalkylcarbonyloxy, carboxylC₁₋₄alkylcarbonyloxy, C₁₋₄alkylcarbonyloxy, arylC₁₋₄alkyl-

30

- carbonyloxy, arylcarbonyloxy, aryloxy, aryloxy, Het¹carbonyl, Het¹carbonyloxy, Het¹C₁₋₄alkyloxycarbonyl, Het²carbonyloxy, Het²C₁₋₄alkylcarbonyloxy, Het²C₁₋₄alkyloxycarbonyloxy or C₁₋₆alkyl optionally substituted with aryl, aryloxy, Het² or hydroxy; wherein the substituents on the amino groups are each independently selected from C₁₋₆alkyl, aryl, arylC₁₋₄alkyl, C₃₋₇cycloalkyl, C₃₋₇cycloalkylC₁₋₄alkyl, Het¹, Het², Het¹C₁₋₄alkyl and Het²C₁₋₄alkyl;
- R_{11b} is hydrogen, C₃₋₇cycloalkyl, C₂₋₆alkenyl, C₂₋₆alkynyl, aryl, Het¹, Het² or C₁₋₆alkyl optionally substituted with halogen, hydroxy, C₁₋₄alkylS(=O)_n, aryl, C₃₋₇cycloalkyl, Het¹, Het², amino optionally mono- or disubstituted where the substituents are each independently selected from C₁₋₄alkyl, aryl, arylC₁₋₄alkyl, C₃₋₇cycloalkyl, C₃₋₇cycloalkylC₁₋₄alkyl, Het¹, Het², Het¹C₁₋₄alkyl and Het²C₁₋₄alkyl;
- wherein R_{11b} may be linked to the remainder of the molecule via a sulfonyl group;
- t is, each independently, zero, 1 or 2;
- R₂ is hydrogen or C₁₋₆alkyl;
- L is -C(=O)-, -O-C(=O)-, -NR₈-C(=O)-, -O-C₁₋₆alkanediyl-C(=O)-, -NR₈-C₁₋₆alkanediyl-C(=O)-, -S(=O)₂-, -O-S(=O)₂-, -NR₈-S(=O)₂, wherein either the C(=O) group or the S(=O)₂ group is attached to the NR₂ moiety; and wherein each independently the C₁₋₆alkanediyl moiety may be optionally substituted with hydroxy, aryl, Het¹ or Het²;
- R₃ is C₁₋₆alkyl, aryl, C₃₋₇cycloalkyl, C₃₋₇cycloalkylC₁₋₄alkyl, or arylC₁₋₄alkyl;
- R₄ is hydrogen, C₁₋₄alkyloxycarbonyl, carboxyl, aminocarbonyl, mono- or di(C₁₋₄alkyl)aminocarbonyl, C₃₋₇cycloalkyl, C₂₋₆alkenyl, C₂₋₆alkynyl or C₁₋₆alkyl optionally substituted with one or more substituents each independently selected from aryl, Het¹, Het², C₃₋₇cycloalkyl, C₁₋₄alkyloxycarbonyl, carboxyl, aminocarbonyl, mono- or di(C₁₋₄alkyl)aminocarbonyl, aminosulfonyl, mono- or di(C₁₋₄alkyl)aminosulfonyl, C₁₋₄alkylS(=O)_n, hydroxy, cyano, halogen or amino optionally mono- or disubstituted where the substituents are each independently selected from C₁₋₄alkyl, aryl, arylC₁₋₄alkyl, C₃₋₇cycloalkyl, C₃₋₇cycloalkylC₁₋₄alkyl, Het¹, Het², Het¹C₁₋₄alkyl and Het²C₁₋₄alkyl;



- R_{5a} and R_{5b} are, each independently, selected from hydrogen, C₁₋₆alkyl, C₂₋₆alkenyl, C₂₋₆alkynyl, C₃₋₇cycloalkyl, aryl, Het¹, Het²; wherein each of the substituents

- selected from C₁₋₆alkyl, C₂₋₆alkenyl, C₂₋₆alkynyl or C₃₋₇cycloalkyl, are optionally substituted on one or more carbon atoms with a substituent independently selected from the group consisting of amino, mono- or di(C₁₋₄alkyl)amino, hydroxy, carboxyl, oxo, mercapto, halogen, cyanogen, nitro, C₁₋₄alkyloxy, C₁₋₄alkylcarbonyl, C₁₋₄alkylcarboxyloxy, C₁₋₄alkyloxycarbonyl, aryl, C₃₋₇cycloalkyl, Het¹, Het², C₁₋₄alkylcarboxyloxy, C₁₋₄alkyloxycarbonyl;
- 5 R₆ is hydrogen or C₁₋₆alkyl optionally substituted on one or more carbon atoms with one or more substituents independently selected from the group consisting of amino, mono- or di(C₁₋₄alkyl)amino, hydroxy, mercapto, oxo, cyanogen, nitro, halogen, carboxyl, C₁₋₄alkyloxy, C₁₋₄alkylcarbonyl, C₁₋₄alkylcarboxyloxy, C₁₋₄alkyloxycarbonyl, C₃₋₇cycloalkyl, aryl, Het¹, Het²; wherein each C₁₋₄alkyl may optionally be substituted by amino, mono- or di(C₁₋₄alkyl)amino, hydroxy, mercapto, oxo, cyanogen, nitro, halogen, carboxyl.
- 10 2. A compound according to claim 1 wherein R₁ is hydrogen, C₁₋₆alkyl, C₂₋₆alkenyl, aryl, C₁₋₆alkyl, C₃₋₇cycloalkyl, C₃₋₇cycloalkylC₁₋₆alkyl, aryl, Het¹, Het¹C₁₋₆alkyl, Het², Het²C₁₋₆alkyl; wherein Het¹ is a monocyclic or bicyclic heterocycle having 5 to 10 ring members, which contains one or more heteroatom ring members each independently selected from nitrogen, oxygen or sulfur and which is optionally substituted on one or more carbon atoms.
- 15 3. A compound according to claim 1 or claim 2 wherein L is -O-C₁₋₆alkanediyl-C(=O)-.
- 20 4. A compound according to any one of claims 1 to 3 wherein R_{5a} and R_{5b} are each independently selected from the group consisting of aryl, Het¹, Het² or C₁₋₆alkyl optionally substituted on one or more atoms with a substituent independently selected from the group consisting of amino, hydroxy, carboxyl, oxo, sulfhydryl, halogen, nitro, cyanogen, C₁₋₄alkyl, aminoC₁₋₄alkyl, hydroxy C₁₋₄alkyl, haloC₁₋₄alkyl, C₁₋₄alkyloxy, C₁₋₄alkylcarbonyl, C₁₋₄alkylcarboxyloxy, C₁₋₄alkyloxycarbonyl, C₁₋₄alkylcarboxyloxyC₁₋₄alkyl, C₁₋₄alkyloxycarbonyl C₁₋₄alkyl, aryl, C₃₋₇cycloalkyl, Het¹ and Het²;
- 25 5. A compound according to claim 1 wherein the compound is
- 30 R₆ is hydrogen.

(1-Benzyl-2-hydroxy-3-(isobutyl-[2-oxo-3-(1H-pyrrol-2-ylmethylene)-2,3-dihydro-1H-indole-5-sulfonyl]-amino)-propyl)-carbamic acid hexahydro-furo[2,3-b]furan-3-yl ester

(1-Benzyl-2-hydroxy-3-(isobutyl-[3-(5-methyl-furan-2-ylmethylene)-2-oxo-2,3-dihydro-1H-indole-5-sulfonyl]-amino)-propyl)-carbamic acid hexahydro-furo[2,3-b]furan-3-yl ester

(1-Benzyl-2-hydroxy-3-(isobutyl-[3-(5-methyl-thiophen-2-ylmethylene)-2-oxo-2,3-dihydro-1H-indole-5-sulfonyl]-amino)-propyl)-carbamic acid hexahydro-furo[2,3-b]furan-3-yl ester

(1-Benzyl-2-hydroxy-3-(isobutyl-[3-(1-methyl-1H-pyrrol-2-ylmethylene)-2-oxo-2,3-dihydro-1H-indole-5-sulfonyl]-amino)-propyl)-carbamic acid hexahydro-furo[2,3-b]furan-3-yl ester

(1-Benzyl-3-([3-(2-ethyl-butylidene)-2-oxo-2,3-dihydro-1H-indole-5-sulfonyl]-isobutyl-amino)-2-hydroxy-propyl)-carbamic acid hexahydro-furo[2,3-b]furan-3-yl ester

(1-Benzyl-2-hydroxy-3-[isobutyl-(3-isobutylidene-2-oxo-2,3-dihydro-1H-indole-5-sulfonyl)-amino]-propyl)-carbamic acid hexahydro-furo[2,3-b]furan-3-yl ester

(1-Benzyl-3-([3-(3-furan-2-ylmethylene)-2-oxo-2,3-dihydro-1H-indole-5-sulfonyl]-isobutyl-amino)-2-hydroxy-propyl)-carbamic acid hexahydro-furo[2,3-b]furan-3-yl ester

(1-Benzyl-2-hydroxy-3-(isobutyl-[3-(4-methoxy-benzylidene)-2-oxo-2,3-dihydro-1H-indole-5-sulfonyl]-amino)-propyl)-carbamic acid hexahydro-furo[2,3-b]furan-3-yl ester

(1-Benzyl-2-hydroxy-3-(isobutyl-[2-oxo-3-(4-pyridin-2-yl-benzylidene)-2,3-dihydro-1H-indole-5-sulfonyl]-amino)-propyl)-carbamic acid hexahydro-furo[2,3-b]furan-3-yl ester

(1-Benzyl-2-hydroxy-3-([3-(4-hydroxy-3,5-dimethyl-benzylidene)-2-oxo-2,3-dihydro-1H-indole-5-sulfonyl]-isobutyl-amino)-propyl)-carbamic acid hexahydro-furo[2,3-b]furan-3-yl ester

(1-Benzyl-3-([3-(4-dimethylamino-benzylidene)-2-oxo-2,3-dihydro-1H-indole-5-sulfonyl]-isobutyl-amino)-2-hydroxy-propyl)-carbamic acid hexahydro-furo[2,3-b]furan-3-yl ester

(1-Benzyl-2-hydroxy-3-([3-(1H-indol-2-ylmethylene)-2-oxo-2,3-dihydro-1H-indole-5-sulfonyl]-isobutyl-amino)-propyl)-carbamic acid hexahydro-furo[2,3-b]furan-3-yl ester

Acetic acid 5-(5-([3-(hexahydro-furo[2,3-b]furan-3-yloxy-carbonylamino)-2-hydroxy-4-phenyl-butyl]-isobutyl-sulfamoyl)-2-oxo-1,2-dihydro-indol-3-ylidene-methyl)-furan-2-ylmethyl ester

(1-Benzyl-3-([3-(3-benzylidene-2-oxo-2,3-dihydro-1H-indole-5-sulfonyl]-isobutyl-amino)-2-hydroxy-propyl)-carbamic acid hexahydro-furo[2,3-b]furan-3-yl ester

(1-Benzyl-3-([3-(4-diethylamino-3-hydroxy-benzylidene)-2-oxo-2,3-dihydro-1H-indole-5-sulfonyl]-isobutyl-amino)-2-hydroxy-propyl)-carbamic acid hexahydro-furo[2,3-b]furan-3-yl ester

(1-Benzyl-2-hydroxy-3-([3-(2-hydroxy-benzylidene)-2-oxo-2,3-dihydro-1H-indole-5-sulfonyl]-isobutyl-amino)-propyl)-carbamic acid hexahydro-furo[2,3-b]furan-3-yl ester

(1-Benzyl-2-hydroxy-3-(isobutyl-[3-(2-methoxy-benzylidene)-2-oxo-2,3-dihydro-1H-indole-5-sulfonyl]-amino)-propyl)-carbamic acid hexahydro-furo[2,3-b]furan-3-yl ester

(1-Benzyl-2-hydroxy-3-([3-(4-hydroxy-3-methoxy-benzylidene)-2-oxo-2,3-dihydro-1H-indole-5-sulfonyl]-isobutyl-amino)-propyl)-carbamic acid hexahydro-furo[2,3-b]furan-3-yl ester

(1-Benzyl-3-(isobutyl-[3-(5-methylfuran-2-ylmethylene)-2-oxo-2,3-dihydro-1H-indole-5-sulfonyl]-amino)-2-phosphonoxy-propyl)-carbamic acid hexahydro-furo[2,3-b]furan-3-yl ester

4-(5-([3-(Hexahydro-furo[2,3-b]furan-3-ylloxycarbonylamino)-2-hydroxy-4-phenyl-butyl]-isobutyl-sulfamoyl)-2-oxo-1,2-dihydro-indol-3-ylidene)-methyl)-benzoic acid

or a *N*-oxide or a salt thereof, or a stereoisomeric form thereof.

- 5 6. A pharmaceutical composition, comprising an effective amount of at least one compound according to any one of claims 1 to 5, and a pharmaceutically acceptable excipient.
7. A method of inhibiting a protease of a multi-drug resistant retrovirus in a mammal
10 infected with said retrovirus, comprising administering a protease inhibiting amount of a compound according to any one of claims 1 to 5 or a pharmaceutical composition according to claim 6 to said mammal in need thereof.
8. A method of treating or combating infection or disease associated with multi-drug
15 resistant retrovirus infection in a mammal, comprising administering an effective amount of at least one compound according to any one of claims 1 to 5 or a pharmaceutical composition according to claim 6 to said mammal.
9. A method of inhibiting multi-drug resistant retroviral replication, comprising
20 contacting a retrovirus with an effective amount of at least one compound according to any one of claims 1 to 5 or a pharmaceutical composition according to claim 6.
10. A compound according to any one of claims 1 to 5 for use as a medicine.

11. Use of a compound according to any one of claims 1 to 5 in the manufacture of a medicament for treating or combating infection or disease associated with multi-drug resistant retrovirus infection in a mammal.
- 5 12. Use of a compound according to any one of claims 1 to 5 in the manufacture of a medicament for inhibiting a protease of a multi-drug resistant retrovirus in a mammal infected with said retrovirus.
13. Use of a compound according to any one of claims 1 to 5 in the manufacture of a
10 medicament for inhibiting multi-drug resistant retroviral replication.
14. A compound having the formula (I) according to claim 1, substantially as herein described with reference to any one or more of the examples but excluding comparative examples.
15
15. A pharmaceutical composition, substantially as herein described with reference to any one or more of the examples but excluding comparative examples.
16. A method of inhibiting a protease of a multi-drug resistant retrovirus in a mammal
20 infected with said retrovirus, substantially as herein described with reference to any one or more of the examples but excluding comparative examples.
17. A method of treating or combating infection or disease associated with multi-drug resistant retrovirus infection in a mammal, substantially as herein described with
25 reference to any one or more of the examples but excluding comparative examples.
18. A method of inhibiting multi-drug resistant retroviral replication, substantially as herein described with reference to any one or more of the examples but excluding comparative examples.
30
19. Use of a compound in the manufacture of a medicament, substantially as herein described with reference to any one or more of the examples but excluding comparative examples.