



US00D328759S

United States Patent [19]

[11] Patent Number: **Des. 328,759**

Pozil et al.

[45] Date of Patent: **** Aug. 18, 1992**

[54] **WRITING AID**

[76] Inventors: **Richard L. Pozil**, 10333 Mississippi Ave., Los Angeles, Calif. 90025; **Lois J. Provda**, 208 Lasky Dr., Beverly Hills, Calif. 90212

[**] Term: **14 Years**

[21] Appl. No.: **634,856**

[22] Filed: **Dec. 27, 1990**

[52] U.S. Cl. **D19/55; D19/81; D19/84; D19/65**

[58] Field of Search **D19/35, 36, 41-51, D19/54-58, 81-85, 65, 99, 100; 401/6, 7, 8, 88; 434/112, 162, 166, 233**

[56] **References Cited**

U.S. PATENT DOCUMENTS

105,001	7/1870	Sanborn	434/166
D. 292,104	9/1987	Keller, Jr.	D19/55
D. 298,439	11/1988	Rusk	D19/55
D. 318,295	7/1991	Sze	D19/55
1,395,793	11/1921	Broschart	401/6
2,173,451	9/1939	Lorber	401/6

4,076,427	2/1978	Anderson	401/6
4,526,547	7/1985	Rusk	434/166
4,689,020	8/1987	Rusk	434/166

FOREIGN PATENT DOCUMENTS

0039911	3/1972	Australia	401/6
0542662	8/1922	France	401/6
2194772	3/1988	United Kingdom	401/6

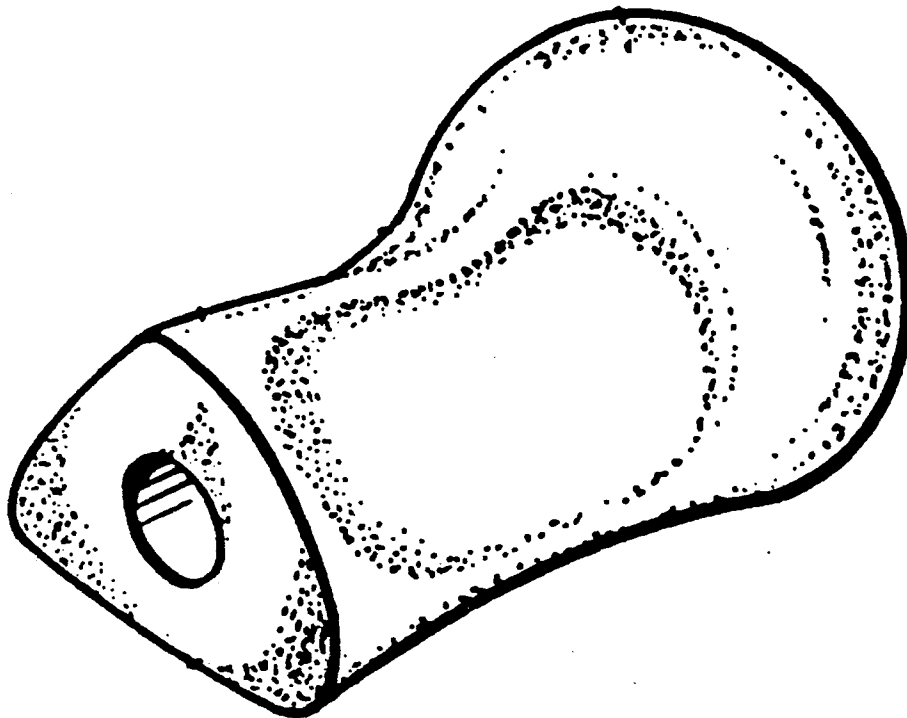
Primary Examiner—Nelson C. Holtje
Assistant Examiner—Martha Thompson
Attorney, Agent, or Firm—Cislo & Thomas

[57] **CLAIM**

The ornamental design for a writing aid, as shown and described.

DESCRIPTION

FIG. 1 is a top, right front perspective view of a writing aid showing our new design;
FIG. 2 is a top plan view thereof;
FIG. 3 is a right side elevational view thereof;
FIG. 4 is a front elevational view thereof;
FIG. 5 is a rear aid showing our new design;
FIG. 6 is a bottom plan view thereof; and,
FIG. 7 is a left side elevational view thereof.



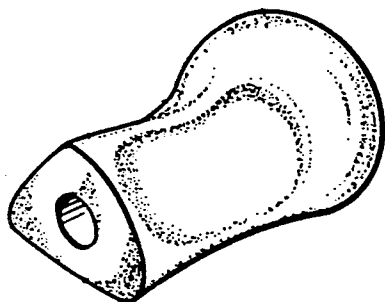


Fig. 1

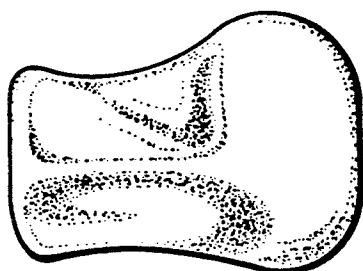


Fig. 2.

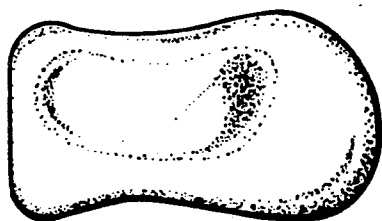


Fig. 3.

Fig. 4.




Fig. 5.

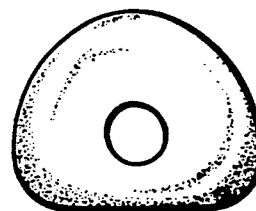


Fig. 6.

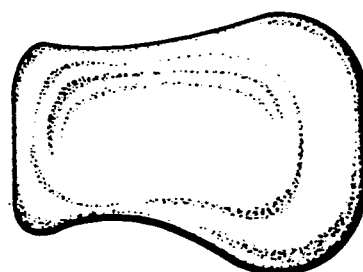


Fig. 7.

