



INTERNATIONAL APPLICATION PUBLISHED UNDER THE PATENT COOPERATION TREATY (PCT)

<p>(51) International Patent Classification ⁶ : A61K 31/17</p>	<p>A1</p>	<p>(11) International Publication Number: WO 97/29743</p> <p>(43) International Publication Date: 21 August 1997 (21.08.97)</p>
<p>(21) International Application Number: PCT/US96/13632</p> <p>(22) International Filing Date: 21 August 1996 (21.08.96)</p> <p>(30) Priority Data: PCT/US96/02260 16 February 1996 (16.02.96) WO (34) Countries for which the regional or international application was filed: US et al.</p> <p>(60) Parent Application or Grant (63) Related by Continuation US PCT/US96/02260 (CIP) Filed on 16 February 1996 (16.02.96)</p> <p>(71) Applicant (for all designated States except US): SMITHKLINE BEECHAM CORPORATION [US/US]; Corporate Intellectual Property, UW2220, 709 Swedeland Road, P.O. Box 1539, King of Prussia, PA 19406-0939 (US).</p> <p>(72) Inventors; and (75) Inventors/Applicants (for US only): WIDDOWSON, Katherine, Louisa [CA/US]; 1047 Old Valley Forge Road, King of Prussia, PA 19406 (US). VEBER, Daniel, Frank [US/US]; 290 Batleson Road, Ambler, PA 19002 (US). JUREWICZ, Anthony, Joseph [US/US]; 523 Fruit Farm Road, Royers-</p>		<p>ford, PA 19468 (US). RUTLEDGE, Melvin, Clarence, Jr. [US/US]; 2148 Schultz Road, Lansdale, PA 19446 (US). HERTZBERG, Robert, Philip [US/US]; 121 Longfields Way, Downingtown, PA 19335 (US).</p> <p>(74) Agents: DINNER, Dara, L. et al.; SmithKline Beecham Corporation, Corporate Intellectual Property, UW2220, 709 Swedeland Road, P.O. Box 1539, King of Prussia, PA 19406-0939 (US).</p> <p>(81) Designated States: AL, AM, AU, BB, BG, BR, CA, CN, CZ, EE, GE, HU, IL, IS, JP, KG, KP, KR, LK, LR, LT, LV, MD, MG, MK, MN, MX, NO, NZ, PL, RO, SG, SI, SK, TR, TT, UA, US, UZ, VN, ARIPO patent (KE, LS, MW, SD, SZ, UG), Eurasian patent (AM, AZ, BY, KG, KZ, MD, RU, TJ, TM), European patent (AT, BE, CH, DE, DK, ES, FI, FR, GB, GR, IE, IT, LU, MC, NL, PT, SE), OAPI patent (BF, BJ, CF, CG, CI, CM, GA, GN, ML, MR, NE, SN, TD, TG).</p> <p>Published With international search report.</p>
<p>(54) Title: IL-8 RECEPTOR ANTAGONISTS</p>		
<p>(57) Abstract</p> <p>This invention relates to novel compounds and a novel use of phenyl ureas in the treatment of disease states mediated by the chemokine, Interleukin-8 (IL-8).</p>		

FOR THE PURPOSES OF INFORMATION ONLY

Codes used to identify States party to the PCT on the front pages of pamphlets publishing international applications under the PCT.

AM	Armenia	GB	United Kingdom	MW	Malawi
AT	Austria	GE	Georgia	MX	Mexico
AU	Australia	GN	Guinea	NE	Niger
BB	Barbados	GR	Greece	NL	Netherlands
BE	Belgium	HU	Hungary	NO	Norway
BF	Burkina Faso	IE	Ireland	NZ	New Zealand
BG	Bulgaria	IT	Italy	PL	Poland
BJ	Benin	JP	Japan	PT	Portugal
BR	Brazil	KE	Kenya	RO	Romania
BY	Belarus	KG	Kyrgystan	RU	Russian Federation
CA	Canada	KP	Democratic People's Republic of Korea	SD	Sudan
CF	Central African Republic	KR	Republic of Korea	SE	Sweden
CG	Congo	KZ	Kazakhstan	SG	Singapore
CH	Switzerland	LI	Liechtenstein	SI	Slovenia
CI	Côte d'Ivoire	LK	Sri Lanka	SK	Slovakia
CM	Cameroon	LR	Liberia	SN	Senegal
CN	China	LT	Lithuania	SZ	Swaziland
CS	Czechoslovakia	LU	Luxembourg	TD	Chad
CZ	Czech Republic	LV	Latvia	TG	Togo
DE	Germany	MC	Monaco	TJ	Tajikistan
DK	Denmark	MD	Republic of Moldova	TT	Trinidad and Tobago
EE	Estonia	MG	Madagascar	UA	Ukraine
ES	Spain	ML	Mali	UG	Uganda
FI	Finland	MN	Mongolia	US	United States of America
FR	France	MR	Mauritania	UZ	Uzbekistan
GA	Gabon			VN	Viet Nam

IL-8 RECEPTOR ANTAGONISTS

5

FIELD OF THE INVENTION

This invention relates to a novel group of phenyl urea compounds, processes for the preparation thereof, the use thereof in treating IL-8, GRO α , GRO β , GRO γ and NAP-2 mediated diseases and pharmaceutical compositions for use in such therapy.

10

BACKGROUND OF THE INVENTION

Many different names have been applied to Interleukin-8 (IL-8), such as neutrophil attractant/activation protein-1 (NAP-1), monocyte derived neutrophil chemotactic factor (MDNCF), neutrophil activating factor (NAF), and T-cell lymphocyte chemotactic factor. Interleukin-8 is a chemoattractant for neutrophils, basophils, and a subset of T-cells. It is produced by a majority of nucleated cells including macrophages, fibroblasts, endothelial and epithelial cells exposed to TNF, IL-1a, IL-1b or LPS, and by neutrophils themselves when exposed to LPS or chemotactic factors such as FMLP. M. Baggiolini et al, J. Clin. Invest. 84, 1045 (1989); J. Schroder et al, J. Immunol. 139, 3474 (1987) and J. Immunol. 144, 2223 (1990); Strieter, et al, Science 243, 1467 (1989) and J. Biol. Chem. 264, 10621 (1989); Cassatella et al, J. Immunol. 148, 3216 (1992).

GRO α , GRO β , GRO γ and NAP-2 also belong to the chemokine a family. Like IL-8 these chemokines have also been referred to by different names. For instance GRO α , β , γ have been referred to as MGSAA, b and g respectively (Melanoma Growth Stimulating Activity), see Richmond et al, J. Cell Physiology 129, 375 (1986) and Chang et al, J. Immunol 148, 451 (1992). All of the chemokines of the a-family which possess the ELR motif directly preceding the CXC motif bind to the IL-8 B receptor.

IL-8, GRO α , GRO β , GRO γ and NAP-2 stimulate a number of functions in vitro. They have all been shown to have chemoattractant properties for neutrophils, while IL-8 and GRO α have demonstrated T-lymphocytes, and basophiles chemotactic activity. In addition IL-8 can induce histamine release from basophils from both normal and atopic individuals GRO- α and IL-8 can in addition, induce lysozomal enzyme release and respiratory burst from neutrophils. IL-8 has also been shown to increase the surface expression of Mac-1 (CD11b/CD18) on neutrophils without de novo protein synthesis. This may contribute to increased adhesion of the neutrophils to vascular endothelial cells. Many known diseases are characterized by massive

neutrophil infiltration. As IL-8, GRO α , GRO β , GRO γ and NAP-2 promote the accumulation and activation of neutrophils, these chemokines have been implicated in a wide range of acute and chronic inflammatory disorders including psoriasis and rheumatoid arthritis, Baggiolini et al, FEBS Lett. 307, 97 (1992); Miller et al, Crit. Rev. Immunol. 12, 17 (1992); Oppenheim et al, Annu. Rev. Immunol. 9, 617 (1991); Seitz et al., J. Clin. Invest. 87, 463 (1991); Miller et al., Am. Rev. Respir. Dis. 146, 427 (1992); Donnelly et al., Lancet 341, 643 (1993). In addition the ELR chemokines (those containing the amino acids ELR motif just prior to the CXC motif) have also been implicated in angiostasis. Strieter et al, Science 258, 1798 (1992).

In vitro, IL-8, GRO α , GRO β , GRO γ and NAP-2 induce neutrophil shape change, chemotaxis, granule release, and respiratory burst, by binding to and activating receptors of the seven-transmembrane, G-protein-linked family, in particular by binding to IL-8 receptors, most notably the B-receptor. Thomas et al., J. Biol. Chem. 266, 14839 (1991); and Holmes et al., Science 253, 1278 (1991). The development of non-peptide small molecule antagonists for members of this receptor family has precedent. For a review see R. Freidinger in: Progress in Drug Research, Vol. 40, pp. 33-98, Birkhauser Verlag, Basel 1993. Hence, the IL-8 receptor represents a promising target for the development of novel anti-inflammatory agents.

Two high affinity human IL-8 receptors (77% homology) have been characterized: IL-8Ra, which binds only IL-8 with high affinity, and IL-8Rb, which has high affinity for IL-8 as well as for GRO-a, GROb, GROg and NAP-2. See Holmes et al., supra; Murphy et al., Science 253, 1280 (1991); Lee et al., J. Biol. Chem. 267, 16283 (1992); LaRosa et al., J. Biol. Chem. 267, 25402 (1992); and Gayle et al., J. Biol. Chem. 268, 7283 (1993).

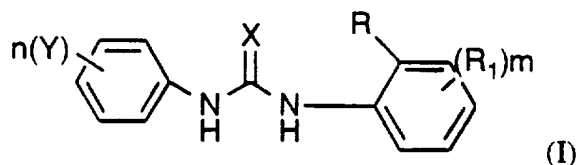
There remains a need for treatment, in this field, for compounds which are capable of binding to the IL-8 a or b receptor. Therefore, conditions associated with an increase in IL-8 production (which is responsible for chemotaxis of neutrophil and T-cells subsets into the inflammatory site) would benefit by compounds which are inhibitors of IL-8 receptor binding.

SUMMARY OF THE INVENTION

This invention provides for a method of treating a chemokine mediated disease, wherein the chemokine is one which binds to an IL-8 a or b receptor and which method comprises administering an effective amount of a compound of Formula (I) or a pharmaceutically acceptable salt thereof. In particular the chemokine is IL-8.

This invention also relates to a method of inhibiting the binding of IL-8 to its receptors in a mammal in need thereof which comprises administering to said mammal an effective amount of a compound of Formula (I).

5 Compounds of Formula (I) useful in the present invention are represented by the structure:



wherein

X is oxygen or sulfur;

10 R is any functional moiety having an ionizable hydrogen and a pKa of 10 or less;

R₁ is independently selected from hydrogen; halogen; nitro; cyano; C₁₋₁₀ alkyl;

halosubstituted C₁₋₁₀ alkyl; C₂₋₁₀ alkenyl; C₁₋₁₀ alkoxy; halosubstituted

C₁₋₁₀alkoxy; azide; S(O)_tR₄; (CR₈R₈)_q S(O)_tR₄; hydroxy; hydroxy substituted

C₁₋₄alkyl; aryl; aryl C₁₋₄ alkyl; aryl C₂₋₁₀ alkenyl; aryloxy; aryl C₁₋₄ alkyloxy;

15 heteroaryl; heteroarylalkyl; heteroaryl C₂₋₁₀ alkenyl; heteroaryl C₁₋₄ alkyloxy;

heterocyclic, heterocyclic C₁₋₄alkyl; heterocyclic C₁₋₄alkyloxy; heterocyclic C₂₋₁₀

alkenyl; (CR₈R₈)_q NR₄R₅; (CR₈R₈)_q C(O)NR₄R₅; C₂₋₁₀ alkenyl C(O)NR₄R₅;

(CR₈R₈)_q C(O)NR₄R₁₀; S(O)₃H; S(O)₃R₈; (CR₈R₈)_q C(O)R₁₁; C₂₋₁₀ alkenyl

C(O)R₁₁; C₂₋₁₀ alkenyl C(O)OR₁₁; (CR₈R₈)_q C(O)OR₁₁; (CR₈R₈)_q OC(O)R₁₁;

20 (CR₈R₈)_qNR₄C(O)R₁₁; (CR₈R₈)_q C(NR₄)NR₄R₅; (CR₈R₈)_q NR₄C(NR₅)R₁₁ ,

(CR₈R₈)_q NHS(O)₂R₁₃; (CR₈R₈)_q S(O)₂NR₄R₅, or two R₁ moieties together may

form O-(CH₂)_sO- or a 5 to 6 membered unsaturated ring, and wherein the alkyl, aryl, arylalkyl, heteroaryl, heterocyclic moieties may be optionally substituted;

t is 0, or an integer having a value of 1 or 2;

25 s is an integer having a value of 1 to 3;

R₄ and R₅ are independently hydrogen, optionally substituted C₁₋₄ alkyl, optionally

substituted aryl, optionally substituted aryl C₁₋₄alkyl, optionally substituted

heteroaryl, optionally substituted heteroaryl C₁₋₄alkyl, heterocyclic, heterocyclic

C₁₋₄ alkyl, or R₄ and R₅ together with the nitrogen to which they are attached form

30 a 5 to 7 member ring which may optionally comprise an additional heteroatom selected from O/N/S;

Y is hydrogen; halogen; nitro; cyano; halosubstituted C₁₋₁₀ alkyl; C₁₋₁₀ alkyl; C₂₋₁₀

alkenyl; C₁₋₁₀ alkoxy; halosubstituted C₁₋₁₀ alkoxy; azide; (CR₈R₈)_qS(O)_tR₄,

(CR₈R₈)_qOR₄; hydroxy; hydroxy substituted C₁₋₄alkyl; aryl; aryl C₁₋₄ alkyl;

aryloxy; arylC₁₋₄ alkyloxy; aryl C₂₋₁₀ alkenyl; heteroaryl; heteroarylalkyl;
heteroaryl C₁₋₄ alkyloxy; heteroaryl C₂₋₁₀ alkenyl; heterocyclic, heterocyclic
C₁₋₄alkyl; heterocyclicC₂₋₁₀ alkenyl; (CR₈R₈)_qNR₄R₅; C₂₋₁₀ alkenyl
C(O)NR₄R₅; (CR₈R₈)_qC(O)NR₄R₅; (CR₈R₈)_q C(O)NR₄R₁₀; S(O)₃R₈;
5 (CR₈R₈)_qC(O)R₁₁; C₂₋₁₀ alkenylC(O)R₁₁; (CR₈R₈)_qC(O)OR₁₁;
C₂₋₁₀alkenylC(O)OR₁₁; (CR₈R₈)_qOC(O)R₁₁; (CR₈R₈)_qNR₄C(O)R₁₁;
(CR₈R₈)_qNHS(O)₂R_b; (CR₈R₈)_qS(O)₂NR₄R₅; (CR₈R₈)_qC(NR₄)NR₄R₅;
(CR₈R₈)_q NR₄C(NR₅)R₁₁; or two Y moieties together may form O-(CH₂)₅O- or a
10 5 to 6 membered unsaturated ring; and wherein the alkyl, aryl, arylalkyl, heteroaryl,
heteroaryl alkyl, heterocyclic, heterocyclicalkyl groups may be optionally
substituted;

q is 0 or an integer having a value of 1 to 10;

m is an integer having a value of 1 to 3;

R₆ and R₇ are independently hydrogen or a C₁₋₄ alkyl group, or R₆ and R₇ together

15 with the nitrogen to which they are attached form a 5 to 7 member ring which ring
may optionally contain an additional heteroatom which heteroatom is selected from
oxygen, nitrogen or sulfur;

R₈ is hydrogen or C₁₋₄ alkyl;

R₁₀ is C₁₋₁₀ alkyl C(O)₂R₈;

20 R₁₁ is hydrogen, optionally substituted C₁₋₄ alkyl, optionally substituted aryl,
optionally substituted aryl C₁₋₄alkyl, optionally substituted heteroaryl, optionally
substituted heteroarylC₁₋₄alkyl, optionally substituted heterocyclic, or optionally
substituted heterocyclicC₁₋₄alkyl;

R₁₂ is hydrogen, C₁₋₁₀ alkyl, optionally substituted aryl or optionally substituted

25 arylalkyl;

R₁₃ is suitably C₁₋₄ alkyl, aryl, aryl C₁₋₄alkyl, heteroaryl, heteroarylC₁₋₄alkyl,
heterocyclic, or heterocyclicC₁₋₄alkyl;

R_b is NR₆R₇, alkyl, aryl, aryl C₁₋₄ alkyl, aryl C₂₋₄ alkenyl, heteroaryl, heteroaryl
C₁₋₄ alkyl, heteroarylC₂₋₄ alkenyl, heterocyclic, heterocyclic C₁₋₄ alkyl,

30 heterocyclic C₂₋₄ alkenyl, or camphor, all of which groups may be optionally
substituted;

or a pharmaceutically acceptably salt thereof.

Another aspect of the present invention is to a method of treating a chemokine
35 mediated disease, wherein the chemokine is one which binds to an IL-8 a or b receptor
and which method comprises administering an effective amount of a compound of
Formula (II) or a pharmaceutically acceptable salt thereof, as defined herein.

This invention also relates to a method of inhibiting the binding of IL-8 to its receptors in a mammal in need thereof which comprises administering to said mammal an effective amount of a compound of Formula (II), as defined herein.

5 This invention also relates to the novel compounds of Formula (II), or a pharmaceutically acceptable salt thereof, as defined herein.

Another aspect of the present invention is to a method of treating a chemokine mediated disease, wherein the chemokine is one which binds to an IL-8 a or b receptor and which method comprises administering an effective amount of a compound of Formula (III) or a pharmaceutically acceptable salt thereof, as defined herein.

10 This invention also relates to a method of inhibiting the binding of IL-8 to its receptors in a mammal in need thereof which comprises administering to said mammal an effective amount of a compound of Formula (III), as defined herein.

This invention also relates to the novel compounds of Formula (III), or a pharmaceutically acceptable salt thereof, as defined herein.

15

DETAILED DESCRIPTION OF THE INVENTION

The compounds of Formula (I) may also be used in association with the veterinary treatment of mammals, other than humans, in need of inhibition of IL-8 or other chemokines which bind to the IL-8 a and b receptors. Chemokine mediated diseases for treatment, therapeutically or prophylactically, in animals include disease states such as those noted herein in the Methods of Treatment section.

25 In compounds of Formula (I), R is suitably any functional moiety which provides an ionizable hydrogen having a pKa of 10 or less, preferably from about 3 to 9, more preferably from about 3 to 7. Such functional groups include, but are not limited to, hydroxy, carboxylic acid, thiol, -SR₂ -OR₂, -NH-C(O)R_a, -C(O)NR₆R₇, a substituted sulfonamides of the formula -NHS(O)₂R_b, -S(O)₂NHR_c, NHC(X₂)NHR_b, or a tetrazolyl; wherein X₂ is oxygen or sulfur, preferably oxygen. Preferably, the functional group is other than a sulfonic acid, either directly or as a substituent group on the aryl, heteroaryl, or heterocyclic moiety ring, such as in SR₂ or OR₂. More preferably R is OH, SH, or NHS(O)₂R_b.

30

Suitably, R₂ is a substituted aryl, heteroaryl, or heterocyclic moiety which ring has the functional moiety providing the ionizable hydrogen having a pKa of 10 or less.

35

Suitably, R₆ and R₇ are independently hydrogen or a C₁₋₄ alkyl group, or R₆ and R₇ together with the nitrogen to which they are attached form a 5 to 7 member ring

which ring may optionally contain an additional heteroatom which heteroatom is selected from oxygen, nitrogen or sulfur. This heteroring may be optionally substituted as defined herein.

5 Suitably R_a is an alkyl, aryl, aryl C_{1-4} alkyl, heteroaryl, heteroaryl C_{1-4} alkyl, heterocyclic, or a heterocyclic C_{1-4} alkyl moiety, all of which may be optionally substituted, as defined herein below.

Suitably, R_b is a NR_6R_7 , alkyl, aryl, aryl C_{1-4} alkyl, aryl C_{2-4} alkenyl, 10 heteroaryl, heteroaryl C_{1-4} alkyl, heteroaryl C_{2-4} alkenyl, heterocyclic, heterocyclic C_{1-4} alkyl, a heterocyclic C_{2-4} alkenyl moiety, or camphor, all of which groups may be optionally substituted one to three times independently by halogen; nitro; halosubstituted C_{1-4} alkyl, such as CF_3 ; C_{1-4} alkyl, such as methyl; C_{1-4} alkoxy, such as methoxy; aryl; heteroaryl; heterocyclic; $NR_9C(O)R_a$; $C(O)NR_6R_7$, $S(O)_3H$, 15 $S(O)_{m'}R_a$ (wherein m' is 0, 1 or 2), or $C(O)OC_{1-4}$ alkyl. When R_b is an aryl or arylalkyl, preferably it is an optionally substituted phenyl, benzyl, or styryl. When R_b is a heteroaryl preferably it is an optionally substituted thiazole, optionally substituted thienyl, optionally substituted quinolynyl or isoquinolyl ring, or pyridyl ring.

20 R_9 is hydrogen or a C_{1-4} alkyl, preferably hydrogen. Suitably, when the substituent group on the R_b moiety is $NR_9C(O)R_a$, then R_a is preferably an alkyl group, such as methyl.

Suitably R_c is hydrogen, alkyl, aryl, aryl C_{1-4} alkyl, aryl C_{1-4} alkenyl, heteroaryl, 25 heteroaryl C_{1-4} alkyl, heteroaryl C_{1-4} alkenyl, heterocyclic, or heterocyclic C_{1-4} alkyl, or a heterocyclic C_{1-4} alkenyl moiety, all of which groups may be optionally substituted one to three times independently by halogen, nitro, halosubstituted C_{1-4} alkyl, C_{1-4} alkyl, C_{1-4} alkoxy, $NR_9C(O)R_a$, $C(O)NR_6R_7$, $S(O)_3H$, or $C(O)OC_{1-4}$ alkyl, wherein R_9 is hydrogen or a C_{1-4} alkyl. Preferably, R_c is an optionally substituted phenyl.

30 When R is an OR_2 or SR_2 moiety it is recognized by one of skill in the art that the aryl ring must, therefore, contain the required ionizable hydrogen. The aryl ring may also be additionally substituted, independently, by one to three groups, which groups may also contain an additional ionizable group, and which include but are not 35 limited to, halogen, nitro, halosubstituted C_{1-4} alkyl, C_{1-4} alkyl, C_{1-4} alkoxy, hydroxy, SH , $-C(O)NR_6R_7$, $-NH-C(O)R_a$, $-NHS(O)_2R_b$, $S(O)_2NR_6R_7$, $C(O)OR_8$, or a tetrazolyl ring.

In compounds of Formula (I), suitably R_1 is suitably an electron withdrawing moiety. R_1 may be independently selected from hydrogen; halogen; nitro; cyano; halosubstituted C_{1-10} alkyl, such as CF_3 ; C_{1-10} alkyl, such as methyl, ethyl, isopropyl, or n-propyl; C_{2-10} alkenyl; C_{1-10} alkoxy, such as methoxy, or ethoxy; halosubstituted C_{1-10} alkoxy, such as trifluoromethoxy; azide; $S(O)_tR_4$, wherein t is 0, 1 or 2; $(CR_8R_8)_q S(O)_tR_4$; hydroxy; hydroxy substituted C_{1-4} alkyl, such as methanol or ethanol; aryl, such as phenyl or naphthyl; aryl C_{1-4} alkyl, such as benzyl; aryl C_{2-10} alkenyl ; aryloxy, such as phenoxy; aryl C_{1-4} alkyloxy, such as benzyloxy; heteroaryl; heteroarylalkyl; heteroaryl C_{1-4} alkyloxy; heteroaryl C_{2-10} alkenyl; $(CR_8R_8)_q NR_4R_5$; C_{2-10} alkenyl- $C(O)NR_4R_5$; $(CR_8R_8)_q C(O)NR_4R_5$; $(CR_8R_8)_q C(O)NR_4R_{10}$; $S(O)_3H$; $S(O)_3R_8$; $(CR_8R_8)_q C(O)R_{11}$, such as trifluoromethyl ketone ; C_{2-10} alkenyl $C(O)R_{11}$, C_{2-10} alkenyl $C(O)OR_{11}$; $(CR_8R_8)_q C(O)OR_{11}$, such as carboxy, methylcarboxylate or phenylbenzoate; $(CR_8R_8)_q C(O)OR_{12}$; $(CR_8R_8)_q OC(O)R_{11}$; $(CR_8R_8)_q NR_4C(O)R_{11}$; $(CR_8R_8)_q NHS(O)_2R_{13}$, $(CR_8R_8)_q S(O)_2NR_4R_5$; or two R_1 moieties together may form $O-(CH_2)_sO-$ or a 5 to 6 membered unsaturated ring; and s is an integer having a value of 1 to 3. The alkyl, aryl, arylalkyl, arylalkenyl, heteroaryl, heteroarylalkyl, heteroarylalkenyl, heterocyclic, heterocyclicalkyl, and heterocyclicalkenyl moieties may all be optionally substituted as defined herein below. Preferably R_1 is other than azido or $S(O)_3R_8$. R_8 is independently hydrogen or C_{1-4} alkyl, which may be branched or straight.

When R_1 forms a dioxybridge, s is preferably 1. When R_1 forms an additional unsaturated ring, it is preferably 6 membered resulting in a naphthylene ring system. This naphthylene ring may be substituted independently, 1 to 3 times by the other R_1 moieties as defined above.

Suitably, R_4 and R_5 are independently hydrogen, optionally substituted C_{1-4} alkyl, optionally substituted aryl, optionally substituted aryl C_{1-4} alkyl, optionally substituted heteroaryl, optionally substituted heteroaryl C_{1-4} alkyl, heterocyclic, heterocyclic C_{1-4} alkyl, or R_4 and R_5 together with the nitrogen to which they are attached form a 5 to 7 member ring which may optionally comprise an additional heteroatom selected from O/N/S. The optionally substituted moieties are as defined herein below.

R_{10} is suitably C_{1-10} alkyl $C(O)_2R_8$, such as $CH_2C(O)_2H$ or $CH_2C(O)_2CH_3$.

R₁₁ is suitably hydrogen, optionally substituted C₁₋₄ alkyl, optionally substituted aryl, optionally substituted aryl C₁₋₄ alkyl, optionally substituted heteroaryl, optionally substituted heteroaryl C₁₋₄alkyl, optionally substituted heterocyclic, or optionally substituted heterocyclic C₁₋₄alkyl. The optionally substituted moieties are as defined herein below.

R₁₂ is suitably hydrogen, optionally substituted C₁₋₁₀ alkyl, optionally substituted aryl or optionally substituted arylalkyl. The optionally substituted moieties are as defined herein below.

Preferably R₁ is halogen, cyano, nitro, CF₃, C(O)NR₄R₅, alkenyl C(O)NR₄R₅, C(O)R₄R₁₀, alkenyl C(O)OR₁₂, heteroaryl, heteroarylalkyl, heteroaryl alkenyl, or S(O)NR₄R₅, and preferably R₄ and R₅ are both hydrogen or one is phenyl. A preferred ring substitution for R₁ is in the 4-position of the phenyl ring.

When R is OH, SH or NSO₂R_b than R₁ is preferably substituted in the 3-position, the 4- position or di-substituted in the 3,4- position. The substituent group is suitably an electron withdrawing moiety. Preferably when R is OH, SH or NSO₂R_b, than R₁ is nitro, halogen, cyano, trifluoromethyl group, C(O)NR₄R₅.

When R is carboxylic acid, than R₁ is preferably hydrogen, or R₁ is preferably substituted in the 4-position, more preferably substituted by trifluoromethyl or chloro.

In compounds of Formula (I), suitably Y is independently selected from hydrogen; halogen; nitro; cyano; halosubstituted C₁₋₁₀ alkyl; C₁₋₁₀ alkyl; C₂₋₁₀ alkenyl; C₁₋₁₀ alkoxy; halosubstituted C₁₋₁₀ alkoxy; azido; (CR₈R₈)_qS(O)_tR₄, wherein q is 0 or an integer having a value of 1 to 10; (CR₈R₈)_qOR₄; hydroxy; hydroxy C₁₋₄alkyl; aryl; aryl C₁₋₄ alkyl; aryloxy; arylC₁₋₄ alkyloxy; aryl C₂₋₁₀ alkenyl; heteroaryl; heteroarylalkyl; heteroaryl C₁₋₄ alkyloxy; heteroaryl C₂₋₁₀ alkenyl; heterocyclic, heterocyclic C₁₋₄alkyl; heterocyclicC₂₋₁₀ alkenyl; (CR₈R₈)_qNR₄R₅; C₂₋₁₀ alkenyl C(O)NR₄R₅; (CR₈R₈)_qC(O)NR₄R₅; (CR₈R₈)_qC(O)NR₄R₁₀; S(O)₃R₈; (CR₈R₈)_qC(O)R₁₁; C₂₋₁₀ alkenyl C(O)R₁₁; C₂₋₁₀ alkenyl C(O)OR₁₁; (CR₈R₈)_q C(O)OR₁₂; (CR₈R₈)_qOC(O)R₁₁; (CR₈R₈)_qNR₄C(O)R₁₁; (CR₈R₈)_q NHS(O)₂R_b, (CR₈R₈)_qS(O)₂NR₄R₅; (CR₈R₈)_qC(NR₄)NR₄R₅; (CR₈R₈)_q NR₄C(NR₅)R₁₁, or two Y moieties together may form O-(CH₂)_sO- or a 5 to 6 membered unsaturated ring. When Y forms a dioxybridge, s is preferably 1. When Y forms an additional unsaturated ring, it is

preferably 6 membered resulting in a naphthylene ring system. This naphthylene ring may be substituted 1 to 3 times by another Y moiety, such as defined above.

Additionally all of the various aryl, heteroaryl and heterocyclic groups noted above, as well as the R₄, R₅ and R₁₁ substituent groups, may be optionally substituted as defined
 5 herein in the specification below. Preferably Y is other than azido or S(O)₃R₈. R₈ is independently hydrogen or C₁₋₄ alkyl.

Y is preferably a halogen, C₁₋₄ alkoxy, optionally substituted aryl, optionally substituted aryloxy, optionally substituted arylalkoxy, optionally substituted
 10 arylalkyloxy, optionally substituted heteroarylalkyloxy, methylenedioxy, NR₄R₅, thioC₁₋₄alkyl, thioaryl, halosubstituted alkoxy, optionally substituted C₁₋₄ alkyl, or hydroxy alkyl. Y is more preferably mono-substituted halogen, disubstituted halogen, mono-substituted alkoxy, disubstituted alkoxy, methylenedioxy, aryl, or alkyl, more preferably these groups are mono or di-substituted in the 2'- position or 2', 3'-position.
 15

While Y may be substituted in any of the 5 ring positions, preferably when R is OH, SH, or NHSO₂R_b, Y is preferably mono-substituted in the 2'-position or 3'-position, with the 4'- preferably being unsubstituted. If the ring is disubstituted, when R is OH, SH, or NHSO₂R_b, substituents are preferably in the 2' or 3' position of a
 20 monocyclic ring. While both R₁ and Y can both be hydrogen, it is preferred that at least one of the rings be substituted, preferably both rings are substituted.

In compounds of Formula (I), X is suitably oxygen or sulfur, preferably oxygen.

25 While not explicitly covered by Formula (I), (Ia-c), (II), (IIa-c), or (III), another aspect of this invention are the symmetrical bis compounds which are included for each structure.

Compounds exemplified by this bis like structure include:

30 N-(Bis (2-hydroxy-4-nitro phenyl-N'-(dianisidine)diurea
 4-Methylene bis(N-(2-chloro phenyl)-N'-(2-hydroxy 4-nitrophenyl)urea)

Exemplified compounds of Formula (I) include:

N-[2-Hydroxy-4-(methoxycarbonyl)phenyl]-N'-phenylurea;
 35 N-[5-Nitro-2-hydroxyphenyl]-N'-phenyl urea
 3-Hydroxy-4-[[phenylamino]carbonyl]amino benzamide
 N-(2-Hydroxy-4-fluorophenyl)-N'-phenyl urea

- 2-[[{(Phenylamino)carbonyl]amino}thiophenol
 N-(2-Carboxy-4-hydroxyphenyl)-N'-phenyl urea
 N-[2-Hydroxy-4-(trifluoromethyl)phenyl]-N'-phenyl urea
 N-(2-Hydroxy-4-nitrophenyl)-N'-(2-hydroxy-4-nitrophenyl) urea
 5 N-(2-Hydroxy-4-nitrophenyl)-N'-phenyl-thiourea
 N-(4-Nitro-2-(phenylsulfonylamino)phenyl)-N'-phenyl urea
 N-(2-Hydroxy-5-nitrophenyl)-N'-(3-methoxy-2-thienyl)urea
 N-(2-Hydroxy-4-nitrophenyl)-N'-(3-methoxy-2-thienyl)urea
 N-(2-Hydroxy-4-nitrophenyl)-N'-(3-methoxyphenyl)urea
 10 N-(2-Hydroxy-4-nitrophenyl)-N'-(2-methoxyphenyl)urea
 N-(2-Hydroxy-4-nitrophenyl)-N'-(3-trifluoromethylphenyl)urea
 N-(2-Hydroxy-4-nitrophenyl)-N'-(2-trifluoromethylphenyl)urea
 N-(2-Hydroxy-4-nitrophenyl)-N'-(4-trifluoromethylphenyl)urea
 N-(2-Hydroxy-4-nitrophenyl)-N'-(2-bromophenyl)urea
 15 N-(2-Hydroxy-4-nitrophenyl)-N'-(3-bromophenyl)urea
 N-(2-Hydroxy-4-nitrophenyl)-N'-(4-bromophenyl)urea
 N-(2-Hydroxy-4-nitrophenyl)-N'-(2-phenylphenyl)urea
 N-(2-Hydroxy-4-nitrophenyl)-N'-(1-naphthyl)urea;
 N-(2-Hydroxy-4-nitrophenyl)-N'-(2-nitrophenyl)urea
 20 N-(2-Hydroxy-4-nitrophenyl)-N'-(2-fluorophenyl)urea
 N-(2-Hydroxy-4-nitrophenyl)-N'-(2,6-difluorophenyl)urea
 N-(2-Hydroxy-4-nitrophenyl)-N'-(2-ethoxyphenyl)urea
 N-(2-Hydroxy-4-nitrophenyl)-N'-(2-ethylphenyl)urea
 N-(2-Hydroxy-4-nitrophenyl)-N'-(2-trifluoromethoxyphenyl)urea
 25 N-(2-Hydroxy-4-nitrophenyl) N'-(2-methylthiophenyl) urea
 N-(2-Hydroxy-4-nitrophenyl) N'-(2-chloro 6-methyl phenyl) urea
 N-(2-Hydroxy-4-nitrophenyl) N'-(2-sulfoxymethyl phenyl) urea
 N-(4-Trifluoromethyl-2-hydroxy phenyl) N'-(2-bromo phenyl) urea
 N-(4-Carbomethoxy 2-hydroxy phenyl) N'-(2-bromophenyl) urea
 30 N-(4-Trifluoromethyl-2-hydroxy phenyl) N'-(2-phenyl phenyl) urea
 N-(4-Carbomethoxy 2-hydroxy phenyl) N'-(2-phenyl phenyl) urea
 N-(2-Hydroxy-4-nitrophenyl) N'-(2,3-dichloro phenyl) urea
 N-(2-Hydroxy-4-nitrophenyl) N'-(2,4-dichloro phenyl) urea
 N-(2-Hydroxy-4-nitrophenyl) N'-(2-chloro phenyl) urea
 35 N-(2-Hydroxy-4-nitrophenyl) N'-(2,4-dibromophenyl) urea
 N-(2-Hydroxy-1-naphthyl)-N'-(2-bromophenyl) urea
 N-(2-Hydroxy-4-nitrophenyl)-N'-(2,3-methylenedioxyphenyl)urea

- N-(2-Hydroxy-4-nitrophenyl)-N'-(3-chloro-2-methoxyphenyl) urea
 N-(2-Hydroxy-4-nitrophenyl)-N'-(2-methylphenyl) urea
 N-[4-(Benzylamino)carbonyl-2-hydroxyphenyl]-N'-(2-bromophenyl)urea
 N-(2-Hydroxy-4-nitrophenyl)-N'-(2-phenoxyphenyl) urea
 5 N-(2-Hydroxy-4-fluoro phenyl)-N'-(2-bromophenyl) urea
 N-(2-Hydroxy-3-naphthyl)-N'-(2-bromophenyl) urea
 N-(3,4-Difluoro-2-hydroxyphenyl)-N'-(2-bromophenyl) urea
 N-(2-Hydroxy 4-phenylphenyl)-N'-(2-bromophenyl) urea
 N-(2-Hydroxy-4-methylphenyl)-N'-(2-bromophenyl) urea
 10 N-(2-Hydroxy-4-nitrophenyl)-N'-(2-phenylaminophenyl) urea
 N-(2-Hydroxy-3-carboxyphenyl)-N'-(2-bromophenyl) urea
 N-(2-Sulfhydryl-4-bromophenyl)-N'-(2-bromophenyl) urea
 N-(2-Hydroxy-4-nitrophenyl)-N'-(2-iodophenyl) urea
 N-(2-Hydroxy-4-nitrophenyl)-N'-(2-bromophenyl) thiourea
 15 N-[(2-Phenylsulfamido)-4-cyanophenyl]-N'-(2-bromophenyl) urea
 N-(2-(Aminosulfonamidophenyl)phenyl)-N'-(2-bromophenyl) urea
 N-(2-(Aminosulfonylstyryl) phenyl)-N'-(2-bromophenyl) urea
 2-[(3,4-Di-methoxyphenylsulfonyl)amino]phenyl)-N'-(2-bromophenyl) urea
 N-(2-[(4-Acetamidophenylsulfonyl)amino]phenyl)-N'-(2-bromophenyl) urea
 20 N-(2-(Aminosulfonyl (2-thiophene)phenyl)-N'-(2-bromophenyl) urea
 N-(2-(Aminosulfonyl (3-tolyl) phenyl)-N'-(2-bromophenyl) urea
 N-(2-(Aminosulfonyl (8-quinolinyl))phenyl)-N'-(2-bromophenyl) urea
 N-(2-(Aminosulfonyl benzyl) phenyl)-N'-(2-bromophenyl) urea
 N-(2-Hydroxy-4-azidophenyl)-N'-(2-methoxyphenyl)urea
 25 N-[2-Hydroxy-5-cyanophenyl]-N'-[2-bromophenyl]urea
 N-[2-Hydroxy-3-fluorophenyl]-N'-[2-bromophenyl]urea
 N-[2-Hydroxy-3-fluoro-5-bromophenyl]-N'-[2-bromophenyl]urea
 N-[2-Hydroxy-3-chlorophenyl]-N'-[2-bromophenyl]urea
 N-[2-Hydroxy-3-trifluoromethylphenyl]-N'-[2-bromophenyl]urea
 30 N-[2-Hydroxy-3,4-diphenyl-phenyl]-N'-[2-bromophenyl]urea
 N-[2-Hydroxy-3-glycinemethylestercarbonylphenyl]-N'-[2-bromophenyl] urea
 N-[2-Hydroxy-3-glycincarbonylphenyl]-N'-[2-bromophenyl] urea
 N-[2-Hydroxy-3,5-dichlorophenyl]-N'-[2-bromophenyl] urea
 N-[2-Hydroxy-3-nitrophenyl]-N'-[2-bromophenyl] urea
 35 N-[2-Hydroxy-3,4-dichlorophenyl]-N'-[2-bromophenyl] urea
 N-[2-Hydroxy-3-cyanophenyl]-N'-[2-bromophenyl] urea
 N-[2-Hydroxy-4-cyanophenyl]-N'-[2-bromophenyl] urea

- N-[2-Hydroxy-4-cyanophenyl]-N'-[4-methoxyphenyl] urea
 N-[2-Hydroxy-4-cyanophenyl]-N'-[2-phenylphenyl] urea
 N-[2-Hydroxy-4-cyanophenyl]-N'-[2-methylphenyl] urea
 N-[2-Hydroxy-4-cyanophenyl]-N'-[2-trifluoromethylphenyl] urea
 5 N-[2-Hydroxy-4-cyanophenyl]-N'-[3-trifluoromethylphenyl] urea
 N-[2-Hydroxy-4-cyanophenyl]-N'-[4-trifluoromethylphenyl] urea
 N-[2-Hydroxy-3-n-propylphenyl]-N'-[2-bromophenyl] urea
 N-[2-Hydroxy-4-ethylphenyl]-N'-[2-bromophenyl] urea
 N-[2-Hydroxy-3-phenylaminocarbonyl phenyl]-N'-[2-bromophenyl] urea
 10 N-[2-Hydroxy-3-cyano-4-methylphenyl]-N'-[2-bromophenyl] urea
 N-[2-Hydroxy-4-carbophenyl phenyl]-N'-[2-bromophenyl] urea
 N-[2-Hydroxy-3-carbophenyl phenyl]-N'-[2-bromophenyl] urea
 N-[3-Benzoyloxy-2-hydroxyphenyl]-N'-[2-bromophenyl] urea
 (E)-N-[4-[2-(Methoxycarbonyl)ethenyl]-2-hydroxyphenyl]-N'-[2-bromophenyl]urea
 15 (E)-N-[3-[2-(Methoxycarbonyl)ethenyl]-2-hydroxyphenyl]-N'-[2-bromophenyl] urea-
 N'-[2-bromophenyl]urea
 (E)-N-[3-[2-(Aminocarbonyl)ethenyl]-2-hydroxyphenyl]-N'-[2-bromophenyl]urea-N'-
 [2-bromophenyl]urea
 (E)-N-[4-[2-(Aminocarbonyl)ethenyl]-2-hydroxyphenyl]-N'-[2-bromophenyl]urea-N'-
 20 [2-bromophenyl]urea
 N-[2-Hydroxy-4-benzamide phenyl]-N'-[2-bromophenyl]urea
 N-[4-Aminocarbonyl-2-hydroxyphenyl]-N'-[2-bromophenyl]urea
 N-(2-Hydroxy-3,5,6-trifluorophenyl)-N'-(2-bromophenyl)urea
 N-(2-Hydroxy-3-fluoro-4-trifluoromethylphenyl)-N'-(2-bromophenyl)urea
 25 N-(2-Hydroxy-3-iodophenyl)-N'-(2-bromophenyl)urea
 N-[2-[[[2-(Trifluoromethyl)phenyl]sulfonyl]amino]phenyl]-N'-(2-bromophenyl)urea
 N-(2-Bromophenyl)-N'-[2-dimethylaminosulfonylamino]phenyl]urea
 N-[2-(Phenethylsulfonylamino)phenyl]-N'-(2-bromophenyl)urea
 N-[2-[(2-Acetamido-4-methylthiazol-5-yl)sulfonylamino]phenyl]-N'-(2-
 30 bromophenyl)urea
 N-[2-Hydroxy-4-cyanophenyl]-N'-[4-phenylphenyl] urea
 N-[2-Hydroxy-4-cyanophenyl]-N'-[2,3-dichlorophenyl] urea
 N-[2-Hydroxy-4-cyanophenyl]-N'-[2-methoxyphenyl] urea
 N-[2-Hydroxy-4-cyanophenyl]-N'-[3-methoxyphenyl] urea
 35 N-[2-Hydroxy-5-fluorophenyl]-N'-[2-bromophenyl] urea
 N-[2-Hydroxy-5-trifluoromethylphenyl]-N'-[2-bromophenyl]urea
 N-[2-Hydroxyphenyl]-N'-[2-bromophenyl] urea

- N-[Trans-3-styryl-2-hydroxyphenyl]-N'-[2-bromophenyl] urea
 N-[2-Hydroxy-3,4-dichlorophenyl]-N'-[2-methoxyphenyl] urea
 N-[2-Hydroxy-3,4-dichlorophenyl]-N'-[4-methoxyphenyl] urea
 N-[2-Hydroxy-3,4-dichlorophenyl]-N'-[3-trifluoromethylphenyl] urea
 5 N-[2-Hydroxy-3,4-dichlorophenyl]-N'-[2-phenylphenyl] urea
 N-[2-Hydroxy-3,4-dichlorophenyl]-N'-[4-phenylphenyl] urea
 N-[2-Hydroxy-3,4-dichlorophenyl]-N'-[2,3-dichlorophenyl] urea
 N-[2-Hydroxy-4-isopropylphenyl]-N'-[3-trifluoromethylphenyl] urea
 N-[2-Hydroxy-3-naphthyl]-N'-[2,3-dichlorophenyl] urea
 10 N-[2-[(2,3-Dichlorothien-5-yl)sulfonylamino]phenyl]-N'-(2-bromophenyl)urea
 N-[2-[(3,5-Bistrifluoromethylphenyl)sulfonylamino]phenyl]-N'-(2-bromophenyl)urea
 N-[2-[(2-Benzyl)sulfonylamino]-(5-trifluoromethyl)phenyl]-N'-(2-bromophenyl)urea
 N-[2-[(2-(3-Nitrophenyl)sulfonylamino]phenyl]-N'-(2-bromophenyl)urea
 N-[2-[(2-(4-Phenoxyphenyl)sulfonylamino]phenyl]-N'-(2-bromophenyl) urea
 15 N-[[2-(1S)-10-Camphorsulfonylamino]phenyl]-N'-(2-bromophenyl)urea
 N-[[2-(1R)-10-Camphorsulfonylamino]phenyl]-N'-(2-bromophenyl)urea
 N-[2-[(2-(2-Nitro-(4-trifluoromethyl)phenyl)sulfonylamino]phenyl)-N'-(2-bromophenyl)urea
 N-(2-Hydroxy-4-azidophenyl)-N'-(2-iodophenyl)urea
 20 N-(2-Hydroxy-3-azidophenyl)-N'-(2-bromophenyl)urea
 N-[2-Hydroxy-3-cyanophenyl]-N'-[2-methoxyphenyl] urea
 N-[2-Hydroxy-3-cyanophenyl]-N'-[3-trifluoromethylphenyl] urea
 N-[2-Hydroxy-3-cyanophenyl]-N'-[2-phenylphenyl] urea
 N-[2-Hydroxy-3-cyanophenyl]-N'-[2,3-dichlorophenyl] urea
 25 N-[2-Hydroxy-4-isopropylphenyl]-N'-[2,3-dichlorophenyl] urea
 N-[2-Hydroxy-4-isopropylphenyl]-N'-[2-chloro-5-trifluoromethylphenyl] urea
 N-[2-Hydroxy-3-phenylphenyl]-N'-[2,3-dichlorophenyl] urea
 N-[2-Hydroxy-5-nitrophenyl]-N'-[2-methoxyphenyl] urea
 N-[2-Hydroxy-5-nitrophenyl]-N'-[3-trifluoromethylphenyl] urea
 30 N-[2-Hydroxy-5-nitrophenyl]-N'-[2-phenylphenyl] urea
 N-[2-Hydroxy-5-nitrophenyl]-N'-[2,3-dichlorophenyl] urea
 N-[2-Hydroxy-5-ethylsulfonylphenyl]-N'-[2,3-dichlorophenyl] urea
 N-[2-(2-Amino-(4-trifluoromethyl) phenyl) sulfonylamino] phenyl]- N'-(2-bromophenyl)urea
 35 N-[2-(Aminosulfonyl phenyl) 3-amino phenyl] N'-(2-bromo phenyl) urea
 N-[2-Hydroxy-3,4-dichlorophenyl]-N'-[2,4 dimethoxyphenyl] urea
 N-[2-Hydroxy-3,4-dichlorophenyl]-N'-[2-chloro-5-trifluoromethylphenyl] urea

- N-[2-Hydroxy-3-naphthyl]-N'-[3-trifluoromethylphenyl] urea
 N-[2-Hydroxy-5-naphthalenesulfonic acid]-N'-[2-bromophenyl] urea;
 N-[2-Hydroxy-4-naphthalenesulfonic acid]-N'-[2-bromophenyl] urea;
 1,1'-(4-Methyl-2-phenylene)bis[2-thio-3-tolylurea]
- 5 N-(2-Carboxyphenyl)-N'-phenylurea
 N-(2-Hydroxy-4-nitrophenyl)-N'-phenylurea
 1-(2-Carboxyphenyl)-3-(4-chlorophenyl)urea
 2-(3,4-Dichlorophenylcarbonyldiimino)-5-trifluoromethylbenzoic acid
 2-(4-Chlorophenylcarbonyldiimino)-5-trifluoromethylbenzoic acid
- 10 1-(p-Anisyl)-3-(2-carboxyphenyl)urea
 1-(2-Carboxyphenyl)-3-(3-fluorophenyl)urea
 1-(2-Carboxyphenyl)-3-(3-chlorophenyl)urea
 1-(m-Anisyl)-3-(2-carboxyphenyl)urea
 1-(o-Anisyl)-3-(2-carboxyphenyl)urea
- 15 1-(2-Carboxyphenyl)-3-(3,4-dichlorophenyl)urea
 1-(2-Carboxyphenyl)-3-(2,4-dichlorophenyl)urea
 N-(5-Chloro-2-hydroxy-4-nitrophenyl)-N'-phenylurea
 N-(2-Hydroxy-4-nitrophenyl)-N'-(4-nitrophenyl)urea
 N-[2-[2-(4-Chloro-3-aminophenyl)sulfonylamino]phenyl]-N'-(2-bromophenyl)urea
- 20 N-[2-(3-Aminophenyl)sulfonylamino]phenyl]-N'-(2-bromophenyl)urea
 N-(2-Hydroxy-3-nitrophenyl)-N'-(2-methoxyphenyl)urea
 N-(2-Hydroxy-3-nitrophenyl)-N'-(4-methoxyphenyl)urea
 N-(2-Hydroxy-3-nitrophenyl)-N'-(3-trifluoromethylphenyl)urea
 N-(2-Hydroxy-3-nitrophenyl)-N'-(2-phenylphenyl)urea
- 25 N-(2-Hydroxy-3-nitrophenyl)-N'-(2,3-dichlorophenyl)urea
 N-(2-Hydroxy-3-nitrophenyl)-N'-(4-phenylphenyl)urea
 N-(2-Hydroxy-3-nitrophenyl)-N'-(2,4-dimethoxyphenyl)urea
 N-(2-Hydroxy-3-nitrophenyl)-N'-(2-chloro-5-trifluoromethylphenyl)urea
 N-(2-Benzenesulfonylamino-4-cyanophenyl)-N'-(2-methoxyphenyl)urea
- 30 N-(2-Benzenesulfonylamino-4-cyanophenyl)-N'-(2-phenylphenyl)urea
 N-(2-Benzenesulfonylamino-4-cyanophenyl)-N'-(3-trifluoromethylphenyl)urea
 N-(2-Benzenesulfonylamino-4-cyanophenyl)-N'-(2,3-dichlorophenyl)urea
 N-(2-Hydroxy-4-amidinophenyl)-N'-(2-bromophenyl)urea
 N-(2-Hydroxy-3,4-dichlorophenyl)-N'-(phenyl)urea
- 35 N-(2-Hydroxy-4-cyano phenyl)-N'-(phenyl)urea
 N-(2-Hydroxyphenyl-3-carboxylic acid)-N'-(phenyl)urea
 N-(2-Hydroxy-3-nitrophenyl)-N'-phenylurea

- N-(2-Hydroxy-3-cyano phenyl) N'(phenyl) urea
 N-(2-Hydroxy-3-cyano-4-chlorophenyl)-N'-(2-bromophenyl)urea
 N-(2-Hydroxy-3-fluorophenyl)-N'-(phenyl)urea
 N-(2-Hydroxy-3,4-difluorophenyl)-N'-(phenyl)urea
 5 N-[2-(Benzylsulfonylamino)-4-cyanophenyl]-N'-(2,3-dichlorophenyl)urea
 N-[2-(Phenylsulfonylamino)-4-trifluoromethylphenyl]-N'-(2,3-dichlorophenyl)urea
 N-[2-(3-Pyridinesulfonylamino)-4-cyanophenyl]-N'-(2,3-dichlorophenyl)urea
 N-[2-(5-Isoquinolinesulfonylamino)-4-cyanophenyl]-N'-(2,3-dichlorophenyl)urea
 N-[2-(Phenylsulfonylamino)-4-cyanophenyl]-N'-(2-chlorophenyl)urea
 10 N-[(Phenylsulfonylamino)-4-cyanophenyl]-N'-(2-fluoro phenyl) urea
 N-[2-(Phenylsulfonylamino)-4-cyanophenyl]-N'-(2-thiomethylphenyl)urea
 N-[2-(Phenylsulfonylamino)-4-cyano phenyl]-N'-(2-trifluoromethoxyphenyl)urea
 N-[2-(Phenylsulfonylamino)-4-cyanophenyl]-N'-(2-trifluoromethylphenyl)urea
 N-[2-(Phenylsulfonylamino)-4-cyanophenyl]-N'-(2-methylphenyl) urea
 15 N-[2-(Phenylsulfonylamino)-4-cyano phenyl]-N'-(2-methoxy 3-chloro phenyl) urea
 N-[2-(4-cyanophenyl)-N'-(3-fluoro phenyl) urea
 N-(2-Thiophenesulfonylamino-4-cyanophenyl)-N'-(2,3-dichlorophenyl)urea
 N-[(2-Pyrid-2-yl)thiophene-5-sulfonylamino-4-cyanophenyl]-N'-(2,3-dichlorophenyl)urea
 N-[(2-Acetamino-4-methyl-5-thiazolesulfonylamino-4-cyanophenyl)-N'-(2,3-
 20 dichlorophenyl)urea
 N-((2-Aminosulfonylphenyl) 4-cyano phenyl) N'-(2-methyl 3-chloro phenyl) urea
 N-(2-Benzenesulfonylamino-3-cyanophenyl)-N'-(2,3dichlorophenyl)urea
 N-[(Benzylsulfonylamino)-5-cyanophenyl]-N'-(2,3-dichlorophenyl)urea
 N-[(2-Phenylsulfonylamino)-4-cyanophenyl]-N'-(2-nitrophenyl)urea
 25 N-[(2-Phenylsulfonylamino)-4-cyanophenyl]-N'-(2-methyl-3-nitrophenyl)urea
 N-[(2-Phenylsulfonylamino)-4-cyanophenyl]-N'-(2-methyl-3-aminophenyl)urea
 N-[(2-Phenylsulfonylamino)-4-cyanophenyl]-N'-(2-aminophenyl)urea
 N-(2-(2-Pyridinesulfonylamino-4-cyanophenyl)-N'-(2,3-dichlorophenyl)urea
 N-(2-Benzenesulfonylamino-3-trifluoromethylphenyl-N'-(2,3-dichlorophenyl)urea
 30 N-(4-Benzenesulphonylthiophene-2-sulphonylamino-4-cyanophenyl)-N'-(2,3-
 dichlorophenyl)urea
 N-(2-Trifluoromethylbenzenesulfonylamino-4-cyanophenyl)-N'-(2,3-dichlorophenyl)urea
 N-(2-Hydroxy-4-cyanophenyl)-N'-(2,3-methylenedioxyphenyl)urea
 N-[2-(2-Nitrophenylthio)phenyl]-N'-(2-hydroxy-4-nitrophenyl)urea
 35 N-(2-Hydroxy-3-trifluoromethylphenyl)-N'-(2,3-dichlorophenyl)urea
 N-(2-Hydroxy-3-trifluoromethylphenyl)-N'-(2-phenylphenyl)urea
 N-(2-Hydroxy-4-nitrophenyl)-N'-(2-benzylphenyl)urea

- N-(2-Hydroxy-4-nitrophenyl)-N'-[2-(phenylthiomethyl)phenyl]urea
 N-(2-Hydroxy-4-nitrophenyl)-N'-[2-(phenyloxymethyl)phenyl]urea
 N-(2-Hydroxy-4-nitrophenyl)-N'-[2-(phenylethyl)phenyl]urea
 N-(2-Hydroxy-4-nitrophenyl)-N'-[2-(4-trifluorophenyl)phenyl]urea
 5 N-(2-Hydroxy-3-trifluoromethylphenyl)-N'-(2-methoxyphenyl)urea
 N-(2-Hydroxy-4-nitrophenyl)-N'-(2-acetoxyphenyl)urea
 N-(2-Hydroxy-4-nitrophenyl)-N'-[2-(2-cyanophenylthio)phenyl]urea
 N-(2-Hydroxy-3-trifluoromethylphenyl)-N'-(2-chlorophenyl)urea
 N-(2-Hydroxyethyl)-N'-(2-hydroxy-4-nitrophenyl)urea
 10 N-2-(Benzyoxyphenyl)-N'-(2-hydroxy-4-nitrophenyl)urea
 N-[2-(2-Thienylsulfonylamino)phenyl]-N'-(2-hydroxy-4-nitrophenyl)urea
 N-(2-Benzenesulfonylamino-4-nitrophenyl)-N'-(2,3-dichlorophenyl)urea
 N-(2-Benzenesulfonylamino-4-nitrophenyl)-N'-(2-bromophenyl)urea
 N-(2-Benzylsulfonylamino-4-nitrophenyl)-N'-(2-bromophenyl)urea
 15 N-(2-Benzylsulfonylamino-4-nitrophenyl)-N'-(2,3-dichlorophenyl)urea
 N-[2-(3-Pyridylmethoxy)phenyl]-N'-(2-hydroxy-4-nitrophenyl)urea
 N-[2-(4-Pyridylmethoxy)phenyl]-N'-(2-hydroxy-4-nitrophenyl)urea
 N-[2-(Methoxycarbonylamino)phenyl]-N'-(2-hydroxy-4-nitrophenyl)urea
 N-[2-(Methylsulfonylamino)-4-nitrophenyl]-N'-(2-bromophenyl)urea
 20 N-[2-(Propylsulfonylamino)-4-nitrophenyl]-N'-(2-bromophenyl)urea
 N-[2-(Propylsulfonylamino)-4-nitrophenyl]-N'-(2,3-dichlorophenyl)urea
 N-[[2-(2-acetamino-4-methyl-5-thiazolyl)sulfonylamino]-4-nitrophenyl]-N'-(2,3-dichlorophenyl)urea
 N-[2-(3-Pyridinesulfonylamino)-4-nitrophenyl]-N'-(2,3-dichlorophenyl)urea
 25 N-[2-(3-Pyridinesulfonylamino)-4-nitrophenyl]-N'-(2-bromophenyl)urea
 N-[2-(Methylsulfonylamino)-4-nitrophenyl]-N'-(2,3-dichlorophenyl)urea
 N-(2-Hydroxyethyl-yloxyphenyl)-N'-(2-hydroxy-4-nitrophenyl)urea
 N-(2-Hydroxy-4-cyanophenyl)-N'-(2-benzylaminophenyl)urea
 N'-[2-(2-Pyridylmethoxy)phenyl]-N'-(2-Hydroxy-4-nitrophenyl)urea
 30 N-[2-(2-Methoxycarbonylbenzyloxyphenyl)-N-(2-hydroxy-4-nitrophenyl)urea
 N-[2-(2-Carboxybenzyloxy)phenyl]-N'-(2-hydroxy-4-nitrophenyl)urea
 N-[2-(Benzoylamino)phenyl]-N'-(2-hydroxy-4-nitrophenyl)urea

Additionally exemplified compounds of Formula (I) include:

- 35 N-(2-Hydroxy-4-cyanophenyl)-N'-(2-(benzyloxy)phenyl)urea
 N-(2-Hydroxy-4-cyanophenyl)-N'-(2-(2-pyridylmethyloxy)phenyl)urea
 N-(2-Hydroxy-4-cyanophenyl)-N'-(2-(3-pyridylmethyloxy)phenyl)urea

- N-(2-Hydroxy-4-cyanophenyl)-N'-(2-(4-pyridylmethoxy)phenyl)urea
 N-(2-Hydroxy-4-trifluoroacetophenone)-N'-(2-bromophenyl)urea
 N-(2-Hydroxy-4-trifluorosulfonylphenyl)-N'-(2-bromophenyl)urea
 N-(2-Hydroxy-3-bromo-4-cyanophenyl)-N'-(2-bromophenyl)urea
 5 N-(2-Hydroxy-3-chloro-4-cyanophenyl)-N'-(2-bromophenyl)urea
 N-(2-Hydroxy-3-trifluoromethyl-4-cyanophenyl)-N'-(2-bromophenyl)urea
 N-(2-Hydroxy-4-cyanophenyl-3-carboxylic acid)-N'-(2-bromophenyl)urea
 N-(2-Hydroxy-4-trifluoroacetophenone)-N'-(2,3-dichlorophenyl)urea
 N-(2-Hydroxy-4-trifluorosulfonylphenyl)-N'-(2,3-dichlorophenyl)urea
 10 N-(2-Hydroxy-3-bromo-4-cyanophenyl)-N'-(2,3-dichlorophenyl)urea
 N-(2-Hydroxy-3-chloro-4-cyanophenyl)-N'-(2,3-dichlorophenyl)urea
 N-(2-Hydroxy-3-trifluoromethyl-4-cyanophenyl)-N'-(2,3-dichlorophenyl)urea
 N-(2-Hydroxy-4-cyanophenyl-3-carboxylic acid)-N'-(2,3-dichlorophenyl)urea
- 15 Preferred compounds of Formula (I) include:
 N-(2-Hydroxy-4-nitrophenyl)-N'-(2-methoxyphenyl)urea
 N-(2-Hydroxy-4-nitrophenyl)-N'-(2-bromophenyl)urea
 N-(2-Hydroxy-4-nitrophenyl)-N'-(2-phenylphenyl)urea
 N-(2-Hydroxy-4-nitrophenyl)-N'-(2-methylthiophenyl)urea
 20 N-(2-Hydroxy-4-nitrophenyl)-N'-(2,3-dichlorophenyl)urea
 N-(2-hydroxy 4-nitro phenyl) N'-(2-chloro phenyl) urea
 N-(2-Hydroxy-4-nitrophenyl)-N'-(2,3-methylenedioxyphenyl)urea
 N-(2-Hydroxy-4-nitrophenyl)-N'-(2-methoxy-3-chlorophenyl)urea
 N-(2-hydroxy 4-nitro phenyl) N'-(2-phenyloxy phenyl) urea
 25 N-(3-Chloro-2-hydroxyphenyl)-N'-(bromophenyl)urea
 N-(2-Hydroxy-3-glycinemethylestercarbonylphenyl)-N'-(2-bromophenyl)urea
 N-(3-Nitro-2-hydroxyphenyl)-N'-(2-bromophenyl)urea
 N-(2-Hydroxy-4-cyanophenyl)-N'-(2-bromophenyl)urea
 N-(2-Hydroxy-3,4-dichlorophenyl)-N'-(2-bromophenyl)urea
 30 N-(3-Cyano-2-hydroxyphenyl)-N'-(2-bromophenyl)urea
 N-(2-Hydroxy-4-cyanophenyl)-N'-(2-methoxyphenyl)urea
 N-(2-Hydroxy-4-cyanophenyl)-N'-(2-phenylphenyl)urea
 N-(2-Hydroxy-4-cyanophenyl)-N'-(2,3-dichlorophenyl)urea
 N-(2-Hydroxy-4-cyanophenyl)-N'-(2-methylphenyl)urea
 35 N-(2-Hydroxy-3-cyano-4-methylphenyl)-N'-(2-bromophenyl)urea
 N-(4-Cyano-2-hydroxyphenyl)-N'-(2-trifluoromethylphenyl)urea
 N-(3-Trifluoromethyl-2-hydroxyphenyl)-N'-(2-bromophenyl)urea

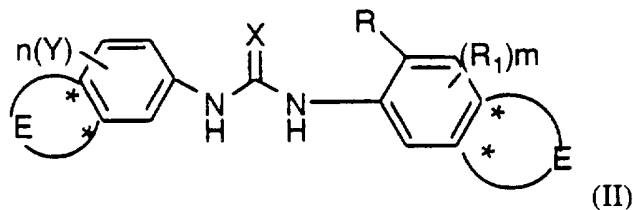
- N-(3-Phenylaminocarbonyl-2-hydroxyphenyl)-N'-(2-bromophenyl)urea
 N-(2-hydroxy 4-nitro phenyl) N'-(2-iodo phenyl) urea
 N-(2-hydroxy 4-nitro phenyl) N'(2-bromo phenyl) thiourea
 N-(2-phenylsulfonamido)-4-cyanophenyl-N'(2-bromo phenyl)urea
 5 (E)-N-[3-[(2-Aminocarbonyl)ethenyl]-2-hydroxyphenyl]-N'-(2-bromophenyl)urea
 N-(2-Hydroxy,3,4-dichlorophenyl)-N'-(2-methoxyphenyl)urea
 N-(2-Hydroxy,3,4-dichlorophenyl)-N'-(2-phenylphenyl)urea
 N-(2-Hydroxy-3,4-dichlorophenyl)-N'-(2,3-dichlorophenyl)urea
 N-(2-Hydroxy-5-nitrophenyl)-N'-(2,3-dichlorophenyl)urea
 10 N-(2-Hydroxy-3-cyanophenyl)-N'-(2,3 dichlorophenyl)urea

As used herein, "optionally substituted" unless specifically defined shall mean such groups as halogen, such as cyano, nitro, fluorine, chlorine, bromine or iodine; hydroxy; hydroxy substituted C₁₋₁₀alkyl; C₁₋₁₀ alkoxy, such as methoxy or ethoxy;
 15 S(O)_m' C₁₋₁₀ alkyl, wherein m' is 0, 1 or 2, such as methyl thio, methyl sulfinyl or methyl sulfonyl; amino, mono & di-substituted amino, such as in the NR₄R₅ group; NHC(O)R₄; C(O)NR₄R₅; C(O)OR₁₁; S(O)₂NR₄R₅; NHS(O)₂R₁₃, C₁₋₁₀ alkyl, such as methyl, ethyl, propyl, isopropyl, or t-butyl; halosubstituted C₁₋₁₀ alkyl, such CF₃; an
 20 optionally substituted aryl, such as phenyl, or an optionally substituted arylalkyl, such as benzyl or phenethyl, optionally substituted heterocyclic, optionally substituted heterocyclicalkyl, optionally substituted heteroaryl, optionally substituted heteroaryl alkyl, wherein these aryl, hetroaryl, or heterocyclic moieties may themselves be
 optionally substituted one to two times by halogen; hydroxy; hydroxy substituted alkyl; C₁₋₁₀ alkoxy; S(O)_m'C₁₋₁₀ alkyl; amino, mono & di-substituted amino, such as in the
 25 NR₄R₅ group; C₁₋₁₀ alkyl, or halosubstituted C₁₋₁₀ alkyl, such as CF₃.

R₁₃ is suitably C₁₋₄ alkyl, halosubstituted C₁₋₄ alkyl, aryl, aryl C₁₋₄alkyl, heteroaryl, heteroarylC₁₋₄alkyl, heterocyclic, or heterocyclicC₁₋₄alkyl.

Another aspect of the present invention are the novel compounds of Formula
 30 (II), or a pharmaceutically acceptable salt thereof, as described below, which are also useful in inhibiting the binding of IL-8 to its receptors in a mammal in need thereof. This invention also relates to the pharmaceutical compositions comprising a compound of Formula (II) and a pharmaceutically acceptable diluent or carrier. Compounds of Formula (II) are also useful for treating a chemokine mediated disease, wherein the
 35 chemokine is one which binds to an IL-8 a or b receptor and which method comprises administering an effective amount of a compound of Formula (II) or a pharmaceutically acceptable salt thereof.

Compounds of Formula (II) are represented by the structure:



wherein

X is oxygen or sulfur;

- 5 R is any functional moiety having an ionizable hydrogen and a pKa of 10 or less;
 R₁ is independently selected from hydrogen; halogen; nitro; cyano; C₁₋₁₀ alkyl;
 halosubstituted C₁₋₁₀ alkyl; C₂₋₁₀ alkenyl; C₁₋₁₀ alkoxy; halosubstituted
 C₁₋₁₀ alkoxy; azide; S(O)_tR₄; (CR_gR_g)_q S(O)_tR₄; hydroxy; hydroxy substituted
 C₁₋₄alkyl; aryl; aryl C₁₋₄ alkyl; aryl C₂₋₁₀ alkenyl; aryloxy; aryl C₁₋₄ alkyloxy;
 10 heteroaryl; heteroarylalkyl; heteroaryl C₂₋₁₀ alkenyl; heteroaryl C₁₋₄ alkyloxy;
 heterocyclic, heterocyclic C₁₋₄alkyl; heterocyclic C₁₋₄alkyloxy; heterocyclic C₂₋₁₀
 alkenyl; (CR_gR_g)_q NR₄R₅; (CR_gR_g)_q C(O)NR₄R₅; C₂₋₁₀ alkenyl C(O)NR₄R₅;
 (CR_gR_g)_q C(O)NR₄R₁₀; S(O)₃R₈; (CR_gR_g)_q C(O)R₁₁; C₂₋₁₀ alkenyl C(O)R₁₁;
 C₂₋₁₀ alkenyl C(O)OR₁₁; (CR_gR_g)_q C(O)OR₁₁; (CR_gR_g)_q OC(O)R₁₁;
 15 (CR_gR_g)_qNR₄C(O)R₁₁; (CR_gR_g)_q C(NR₄)NR₄R₅; (CR_gR_g)_q NR₄C(NR₅)R₁₁,
 (CR_gR_g)_q NHS(O)₂R₁₃; (CR_gR_g)_q S(O)₂NR₄R₅, or two R₁ moieties together may
 form O-(CH₂)₅O- or a 5 to 6 membered unsaturated ring, and wherein the alkyl, aryl,
 arylalkyl, heteroaryl, heterocyclic moieties may be optionally substituted;
- t is 0, or an integer having a value of 1 or 2;
- 20 s is an integer having a value of 1 to 3;
- R₄ and R₅ are independently hydrogen, optionally substituted C₁₋₄ alkyl, optionally
 substituted aryl, optionally substituted aryl C₁₋₄alkyl, optionally substituted
 heteroaryl, optionally substituted heteroaryl C₁₋₄alkyl, heterocyclic,
 heterocyclic C₁₋₄ alkyl, or R₄ and R₅ together with the nitrogen to which they are
 25 attached form a 5 to 7 member ring which may optionally comprise an additional
 heteroatom selected from O/N/S;
- Y is hydrogen; halogen; nitro; cyano; halosubstituted C₁₋₁₀ alkyl; C₁₋₁₀ alkyl; C₂₋₁₀
 alkenyl; C₁₋₁₀ alkoxy; halosubstituted C₁₋₁₀ alkoxy; azide; (CR_gR_g)_qS(O)_tR₄,
 (CR_gR_g)_qOR₄; hydroxy; hydroxy substituted C₁₋₄alkyl; aryl; aryl C₁₋₄ alkyl;
 30 aryloxy; aryl C₁₋₄ alkyloxy; aryl C₂₋₁₀ alkenyl; heteroaryl; heteroarylalkyl;
 heteroaryl C₁₋₄ alkyloxy; heteroaryl C₂₋₁₀ alkenyl; heterocyclic, heterocyclic
 C₁₋₄alkyl; heterocyclic C₂₋₁₀ alkenyl; (CR_gR_g)_qNR₄R₅; C₂₋₁₀ alkenyl
 C(O)NR₄R₅; (CR_gR_g)_qC(O)NR₄R₅; (CR_gR_g)_q C(O)NR₄R₁₀; S(O)₃R₈;

(CR₈R₈)_qC(O)R₁₁; C₂₋₁₀ alkenylC(O)R₁₁; (CR₈R₈)_qC(O)OR₁₁;
 C₂₋₁₀alkenylC(O)OR₁₁; (CR₈R₈)_qOC(O)R₁₁; (CR₈R₈)_qNR₄C(O)R₁₁;
 (CR₈R₈)_qNHS(O)₂R_b; (CR₈R₈)_qS(O)₂NR₄R₅; (CR₈R₈)_qC(NR₄)NR₄R₅;
 (CR₈R₈)_qNR₄C(NR₅)R₁₁; or two Y moieties together may form O-(CH₂)_sO- or a
 5 to 6 membered unsaturated ring; and wherein the alkyl, aryl, arylalkyl, heteroaryl,
 heteroaryl alkyl, heterocyclic, heterocyclicalkyl groups may be optionally
 substituted;

q is 0 or an integer having a value of 1 to 10;

n is an integer having a value of 1 to 3;

10 m is an integer having a value of 1 to 3;

R₆ and R₇ are independently hydrogen or a C₁₋₄ alkyl group, or R₆ and R₇ together
 with the nitrogen to which they are attached form a 5 to 7 member ring which ring
 may optionally contain an additional heteroatom which heteroatom is selected from
 oxygen, nitrogen or sulfur;

15 R₈ is hydrogen or C₁₋₄ alkyl;

R₁₀ is C₁₋₁₀ alkyl C(O)₂R₈;

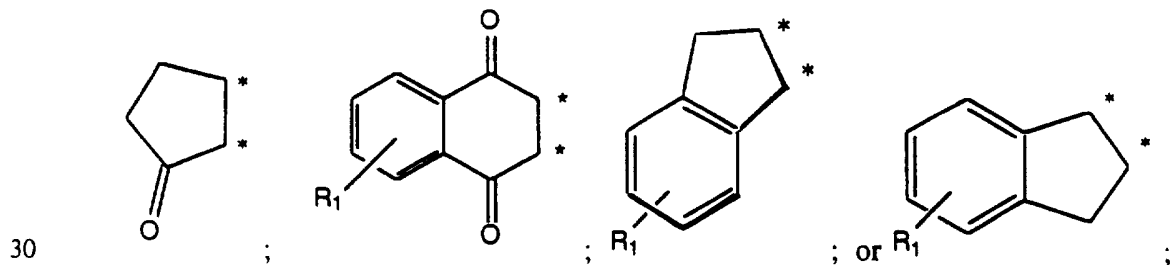
R₁₁ is hydrogen, optionally substituted C₁₋₄ alkyl, optionally substituted aryl,
 optionally substituted aryl C₁₋₄alkyl, optionally substituted heteroaryl, optionally
 substituted heteroarylC₁₋₄alkyl, optionally substituted heterocyclic, or optionally
 20 substituted heterocyclicC₁₋₄alkyl;

R₁₂ is hydrogen, C₁₋₁₀ alkyl, optionally substituted aryl or optionally substituted
 arylalkyl;

R₁₃ is suitably C₁₋₄ alkyl, aryl, aryl C₁₋₄alkyl, heteroaryl, heteroarylC₁₋₄alkyl,
 heterocyclic, or heterocyclicC₁₋₄alkyl;

25 R_b is NR₆R₇, alkyl, aryl, aryl C₁₋₄ alkyl, aryl C₂₋₄ alkenyl, heteroaryl, heteroaryl
 C₁₋₄ alkyl, heteroarylC₂₋₄ alkenyl, heterocyclic, heterocyclic C₁₋₄ alkyl,
 heterocyclic C₂₋₄ alkenyl, or camphor, all of which groups may be optionally
 substituted;

E is optionally selected from



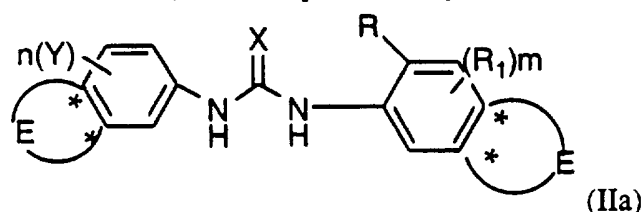
the asterix * denoting point of attachment of the ring, with at least one E being present;
 or a pharmaceutically acceptable salt thereof.

Suitably, the variables for Formula (II), such as X, R, R₁, R₄, R₅, R₆, R₇, R₈, R₉, Y, R_a, R_b, R_c, n, m, and s terms, etc. are as defined in Formula (I) above. The E ring denoted by its point of attachment through the asterisk (*) may optionally be present. If it is not present the ring is a phenyl moiety which is substituted by the R and R₁ terms as shown. At least one E ring is necessary. The E ring may be substituted by the R₁ or Y moiety in any ring, saturated or unsaturated, and is shown for purposes herein substituted only in the unsaturated ring(s).

Another aspect of the present invention are the novel compounds of Formula (IIa), (IIb) and (IIc) which are similar to those described herein for Formulas (Ia), (Ib) and (Ic) but which require one of the two phenyl rings to possess an E ring.

Suitably, for compounds of Formula (IIa-c), the variables are as defined herein for Formulas (I) and (II).

Compounds of Formula (IIa) are represented by the structure:



wherein

- X is oxygen or sulfur;
- R is -NHS(O)₂R_b;
- R_a is an alkyl, aryl, arylC₁₋₄alkyl, heteroaryl, heteroaryl C₁₋₄alkyl, heterocyclic, or a heterocyclic C₁₋₄alkyl moiety, all of which may be optionally substituted;
- R_b is a NR₆R₇, alkyl, aryl, arylC₁₋₄alkyl, aryl C₂₋₄alkenyl, heteroaryl, heteroarylC₁₋₄alkyl, heteroarylC₂₋₄ alkenyl, heterocyclic, or heterocyclic C₁₋₄alkyl, or a heterocyclic C₂₋₄alkenyl moiety, camphor, all of which may be optionally substituted one to three times independently by halogen; nitro; halosubstituted C₁₋₄ alkyl; C₁₋₄ alkyl; C₁₋₄ alkoxy; NR₉C(O)R_a; S(O)_mR_a; C(O)NR₆R₇, S(O)₃H, or C(O)OC₁₋₄ alkyl;
- R₆ and R₇ are independently hydrogen or a C₁₋₄ alkyl group, or R₆ and R₇ together with the nitrogen to which they are attached form a 5 to 7 member ring which ring may optionally contain an additional heteroatom which heteroatom is selected from oxygen, nitrogen or sulfur, which ring may be optionally substituted;
- R₉ is hydrogen or a C₁₋₄ alkyl, preferably hydrogen;

- R₁ is independently selected from hydrogen; halogen; nitro; cyano; C₁₋₁₀ alkyl; halosubstituted C₁₋₁₀ alkyl; C₂₋₁₀ alkenyl; C₁₋₁₀ alkoxy; halosubstituted C₁₋₁₀ alkoxy; azide; S(O)_tR₄; (CR₈R₈)_q S(O)_tR₄; hydroxy; hydroxy substituted C₁₋₄alkyl; aryl; aryl C₁₋₄ alkyl; aryl C₂₋₁₀ alkenyl; aryloxy; aryl C₁₋₄ alkyloxy; heteroaryl; heteroarylalkyl; heteroaryl C₂₋₁₀ alkenyl; heteroaryl C₁₋₄ alkyloxy; heterocyclic, heterocyclic C₁₋₄alkyl; heterocyclic C₁₋₄alkyloxy; heterocyclic C₂₋₁₀ alkenyl; (CR₈R₈)_q NR₄R₅; (CR₈R₈)_q C(O)NR₄R₅; C₂₋₁₀ alkenyl C(O)NR₄R₅; (CR₈R₈)_q C(O)NR₄R₁₀; S(O)₃R₈; (CR₈R₈)_q C(O)R₁₁; C₂₋₁₀ alkenyl C(O)R₁₁; C₂₋₁₀ alkenyl C(O)OR₁₁; (CR₈R₈)_q C(O)OR₁₁; (CR₈R₈)_q OC(O)R₁₁; (CR₈R₈)_q NR₄C(O)R₁₁; (CR₈R₈)_q C(NR₄)NR₄R₅; (CR₈R₈)_q NR₄C(NR₅)R₁₁, (CR₈R₈)_q NHS(O)₂R₁₃; (CR₈R₈)_q S(O)₂NR₄R₅, or two R₁ moieties together may form O-(CH₂)_sO- or a 5 to 6 membered unsaturated ring, and wherein the alkyl, aryl, arylalkyl, heteroaryl, heterocyclic moieties may be optionally substituted;
- t is 0, or an integer having a value of 1 or 2;
- s is an integer having a value of 1 to 3;
- R₄ and R₅ are independently hydrogen, optionally substituted C₁₋₄ alkyl, optionally substituted aryl, optionally substituted aryl C₁₋₄alkyl, optionally substituted heteroaryl, optionally substituted heteroaryl C₁₋₄alkyl, heterocyclic, heterocyclic C₁₋₄ alkyl, or R₄ and R₅ together with the nitrogen to which they are attached form a 5 to 7 member ring which may optionally comprise an additional heteroatom selected from O/N/S;
- Y is hydrogen; halogen; nitro; cyano; halosubstituted C₁₋₁₀ alkyl; C₁₋₁₀ alkyl; C₂₋₁₀ alkenyl; C₁₋₁₀ alkoxy; halosubstituted C₁₋₁₀ alkoxy; azide; (CR₈R₈)_qS(O)_tR₄, (CR₈R₈)_qOR₄; hydroxy; hydroxy substituted C₁₋₄alkyl; aryl; aryl C₁₋₄ alkyl; aryloxy; aryl C₁₋₄ alkyloxy; aryl C₂₋₁₀ alkenyl; heteroaryl; heteroarylalkyl; heteroaryl C₁₋₄ alkyloxy; heteroaryl C₂₋₁₀ alkenyl; heterocyclic, heterocyclic C₁₋₄alkyl; heterocyclic C₂₋₁₀ alkenyl; (CR₈R₈)_qNR₄R₅; C₂₋₁₀ alkenyl C(O)NR₄R₅; (CR₈R₈)_qC(O)NR₄R₅; (CR₈R₈)_q C(O)NR₄R₁₀; S(O)₃R₈; (CR₈R₈)_qC(O)R₁₁; C₂₋₁₀ alkenyl C(O)R₁₁; (CR₈R₈)_qC(O)OR₁₁; C₂₋₁₀ alkenyl C(O)OR₁₁; (CR₈R₈)_qOC(O)R₁₁; (CR₈R₈)_qNR₄C(O)R₁₁; (CR₈R₈)_q NHS(O)₂R_b; (CR₈R₈)_q S(O)₂NR₄R₅, (CR₈R₈)_qC(NR₄)NR₄R₅; (CR₈R₈)_q NR₄C(NR₅)R₁₁; or two Y moieties together may form O-(CH₂)_sO- or a 5 to 6 membered unsaturated ring; and wherein the alkyl, aryl, arylalkyl, heteroaryl, heteroaryl alkyl, heterocyclic, heterocyclicalkyl groups may be optionally substituted;
- q is 0 or an integer having a value of 1 to 10;
- n is an integer having a value of 1 to 3;

m is an integer having a value of 1 to 3;

R₈ is hydrogen or C₁₋₄ alkyl;

R₁₀ is C₁₋₁₀ alkyl C(O)₂R₈;

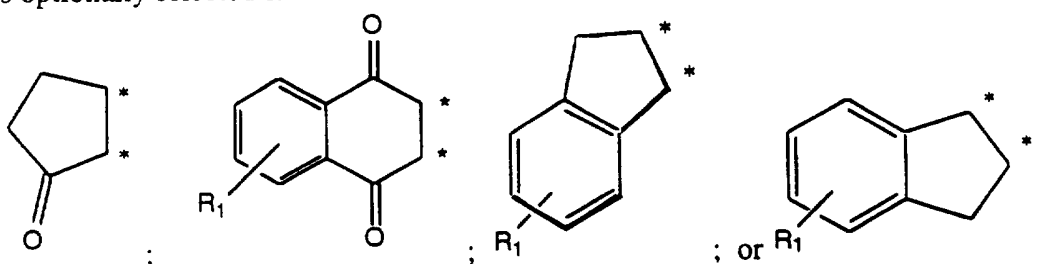
R₁₁ is hydrogen, optionally substituted C₁₋₄ alkyl, optionally substituted aryl,

5 optionally substituted aryl C₁₋₄alkyl, optionally substituted heteroaryl, optionally substituted heteroarylC₁₋₄alkyl, optionally substituted heterocyclic, or optionally substituted heterocyclicC₁₋₄alkyl;

R₁₂ is hydrogen, C₁₋₁₀ alkyl, optionally substituted aryl or optionally substituted arylalkyl;

10 R₁₃ is suitably C₁₋₄ alkyl, aryl, aryl C₁₋₄alkyl, heteroaryl, heteroarylC₁₋₄alkyl, heterocyclic, or heterocyclicC₁₋₄alkyl;

E is optionally selected from



the asterix * denoting point of attachment of the ring; with the proviso that at least one

15 E ring being present;

or a pharmaceutically acceptably salt thereof.

Formula (IIb) compounds contain the R functionality of X₁R₂ wherein R₂ is R₂ is a substituted aryl, heteroaryl, or heterocyclic ring which ring has a functional moiety providing the ionizable hydrogen having a pK_a of 10 or less; and the remaining variables as defined above for compounds of Formula (I) and (II).

Formula (IIc) compounds contain the R functionality X₁H, wherein X₁ is oxygen or sulfur and the remainder of the variables are as defined in Formula (I) and (II) above.

Exemplified compounds of Formula (II) include:

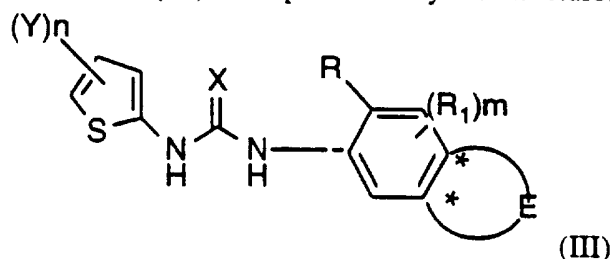
N-[2-hydroxy-5-indanone]-N'-[2-bromophenyl] urea;

N-[1-hydroxyfluorene]-N'-[2-bromophenyl] urea;

30 N-[3-hydroxy-9,10-anthraquinon-2-yl]-N'-[2-bromophenyl] urea

Another aspect of the present invention are the novel compounds of Formula (III), or a pharmaceutically acceptable salt thereof, as described below, which are also useful in inhibiting the binding of IL-8 to its receptors in a mammal in need thereof. This invention also relates to the pharmaceutical compositions comprising a compound of Formula (III) and a pharmaceutically acceptable diluent or carrier. Compounds of Formula (III) are also useful for treating a chemokine mediated disease, wherein the chemokine is one which binds to an IL-8 a or b receptor and which method comprises administering an effective amount of a compound of Formula (III) or a pharmaceutically acceptable salt thereof.

Compounds of Formula (III) are represented by the structure:



wherein

X is oxygen or sulfur;

R is any functional moiety having an ionizable hydrogen and a pKa of 10 or less;

- R₁ is independently selected from hydrogen; halogen; nitro; cyano; C₁₋₁₀ alkyl; halosubstituted C₁₋₁₀ alkyl; C₂₋₁₀ alkenyl; C₁₋₁₀ alkoxy; halosubstituted C₁₋₁₀ alkoxy; azide; S(O)_tR₄; (CR_gR_g)_q S(O)_tR₄; hydroxy; hydroxy substituted C₁₋₄alkyl; aryl; aryl C₁₋₄ alkyl; aryl C₂₋₁₀ alkenyl; aryloxy; aryl C₁₋₄ alkyloxy; heteroaryl; heteroarylalkyl; heteroaryl C₂₋₁₀ alkenyl; heteroaryl C₁₋₄ alkyloxy; heterocyclic, heterocyclic C₁₋₄alkyl; heterocyclic C₁₋₄alkyloxy; heterocyclic C₂₋₁₀ alkenyl; (CR_gR_g)_q NR₄R₅; (CR_gR_g)_q C(O)NR₄R₅; C₂₋₁₀ alkenyl C(O)NR₄R₅; (CR_gR_g)_q C(O)NR₄R₁₀; S(O)₃R₈; (CR_gR_g)_q C(O)R₁₁; C₂₋₁₀ alkenyl C(O)R₁₁; C₂₋₁₀ alkenyl C(O)OR₁₁; (CR_gR_g)_q C(O)OR₁₁; (CR_gR_g)_q OC(O)R₁₁; (CR_gR_g)_qNR₄C(O)R₁₁; (CR_gR_g)_q C(NR₄)NR₄R₅; (CR_gR_g)_q NR₄C(NR₅)R₁₁; (CR_gR_g)_q NHS(O)₂R₁₃; (CR_gR_g)_q S(O)₂NR₄R₅, or two R₁ moieties together may form O-(CH₂)₅O- or a 5 to 6 membered unsaturated ring, and wherein the alkyl, aryl, arylalkyl, heteroaryl, heterocyclic moieties may be optionally substituted;
- q is 0 or an integer having a value of 1 to 10;
- t is 0, or an integer having a value of 1 or 2;
- s is an integer having a value of 1 to 3;
- R₄ and R₅ are independently hydrogen, optionally substituted C₁₋₄ alkyl, optionally substituted aryl, optionally substituted aryl C₁₋₄alkyl, optionally substituted

heteroaryl, optionally substituted heteroaryl C₁₋₄alkyl, heterocyclic, heterocyclicC₁₋₄ alkyl, or R₄ and R₅ together with the nitrogen to which they are attached form a 5 to 7 member ring which may optionally comprise an additional heteroatom selected from O/N/S;

- 5 Y is hydrogen; halogen; nitro; cyano; halosubstituted C₁₋₁₀ alkyl; C₁₋₁₀ alkyl; C₂₋₁₀ alkenyl; C₁₋₁₀ alkoxy; halosubstituted C₁₋₁₀ alkoxy; azide; (CR₈R₈)_qS(O)_tR₄, (CR₈R₈)_qOR₄; hydroxy; hydroxy substituted C₁₋₄alkyl; aryl; aryl C₁₋₄ alkyl; aryloxy; arylC₁₋₄ alkyloxy; aryl C₂₋₁₀ alkenyl; heteroaryl; heteroarylalkyl; heteroaryl C₁₋₄ alkyloxy; heteroaryl C₂₋₁₀ alkenyl; heterocyclic, heterocyclic
- 10 C₁₋₄alkyl; heterocyclicC₂₋₁₀ alkenyl; (CR₈R₈)_qNR₄R₅; C₂₋₁₀ alkenyl C(O)NR₄R₅; (CR₈R₈)_qC(O)NR₄R₅; (CR₈R₈)_q C(O)NR₄R₁₀; S(O)₃R₈; (CR₈R₈)_qC(O)R₁₁; C₂₋₁₀ alkenylC(O)R₁₁; (CR₈R₈)_qC(O)OR₁₁; C₂₋₁₀alkenylC(O)OR₁₁; (CR₈R₈)_qOC(O) R₁₁; (CR₈R₈)_qNR₄C(O)R₁₁; (CR₈R₈)_q NHS(O)₂R_b; (CR₈R₈)_q S(O)₂NR₄R₅; (CR₈R₈)_qC(NR₄)NR₄R₅;
- 15 (CR₈R₈)_q NR₄C(NR₅)R₁₁; or two Y moieties together may form O-(CH₂)₅O- or a 5 to 6 membered unsaturated ring; and wherein the alkyl, aryl, arylalkyl, heteroaryl, heteroaryl alkyl, heterocyclic, heterocyclicalkyl groups may be optionally substituted;

n is an integer having a value of 1 to 3;

- 20 m is an integer having a value of 1 to 3;

R₆ and R₇ are independently hydrogen or a C₁₋₄ alkyl group, or R₆ and R₇ together with the nitrogen to which they are attached form a 5 to 7 member ring which ring may optionally contain an additional heteroatom which heteroatom is selected from oxygen, nitrogen or sulfur;

- 25 R₈ is hydrogen or C₁₋₄ alkyl;

R₁₀ is C₁₋₁₀ alkyl C(O)₂R₈;

R₁₁ is hydrogen, optionally substituted C₁₋₄ alkyl, optionally substituted aryl, optionally substituted aryl C₁₋₄alkyl, optionally substituted heteroaryl, optionally substituted heteroarylC₁₋₄alkyl, optionally substituted heterocyclic, or optionally substituted heterocyclicC₁₋₄alkyl;

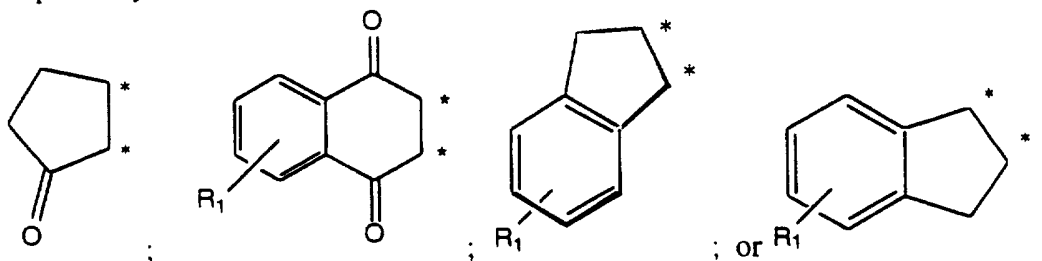
- 30 R₁₂ is hydrogen, C₁₋₁₀ alkyl, optionally substituted aryl or optionally substituted arylalkyl;

R₁₃ is suitably C₁₋₄ alkyl, aryl, aryl C₁₋₄alkyl, heteroaryl, heteroarylC₁₋₄alkyl, heterocyclic, or heterocyclicC₁₋₄alkyl;

- 35 R_b is NR₆R₇, alkyl, aryl, aryl C₁₋₄ alkyl, aryl C₂₋₄ alkenyl, heteroaryl, heteroaryl C₁₋₄ alkyl, heteroarylC₂₋₄ alkenyl, heterocyclic, heterocyclic C₁₋₄ alkyl,

heterocyclic C₂₋₄ alkenyl, or camphor, all of which groups may be optionally substituted;

E is optionally selected from



- 5 the asterix * denoting point of attachment of the ring;
or a pharmaceutically acceptably salt thereof.

Suitably, the variables, etc. for Formula (III) are the same as those defined for Formula (I) above, such as for example the R, R₁ and Y variables. Suitably the E term
10 is the same as previously defined for Formula (II).

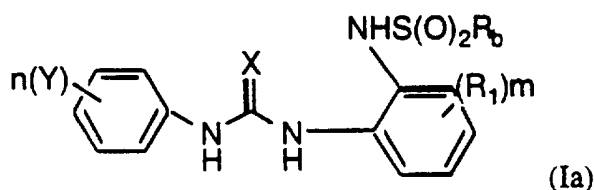
Exemplified compounds of Formula (III) include:

N-(2-Hydroxy-4-nitrophenyl)-N'-(3-methoxy-2-thienyl)urea; and
N-(2-hydroxy-5-nitrophenyl)-N'-(3-methoxy-2-thienyl)urea.

15

Another aspect of the present invention is the novel compounds of Formula (Ia), a subset of compounds of Formula (I) useful for treating a chemokine mediated disease as defined herein. This invention also relates to the pharmaceutical compositions comprising a compound of Formula (Ia) and a pharmaceutically acceptable diluent or
20 carrier.

The compounds of Formula (Ia) are represented by the structure:



wherein

- 25 X is oxygen or sulfur;
R_a is an alkyl, aryl, arylC₁₋₄alkyl, heteroaryl, heteroaryl C₁₋₄alkyl, heterocyclic, or a heterocyclic C₁₋₄alkyl moiety, all of which may be optionally substituted;
R_b is a NR₆R₇, alkyl, aryl, arylC₁₋₄alkyl, aryl C₂₋₄alkenyl, heteroaryl, heteroarylC₁₋₄alkyl, heteroarylC₂₋₄ alkenyl, heterocyclic, or heterocyclic

- C₁₋₄alkyl, or a heterocyclic C₂₋₄alkenyl moiety, camphor, all of which may be optionally substituted one to three times independently by halogen; nitro; halosubstituted C₁₋₄ alkyl; C₁₋₄ alkyl; C₁₋₄ alkoxy; NR₉C(O)R_a; S(O)_m'R_a, C(O)NR₆R₇, S(O)₃H, or C(O)OC₁₋₄ alkyl;
- 5 R₆ and R₇ are independently hydrogen, or a C₁₋₄ alkyl group, or R₆ and R₇ together with the nitrogen to which they are attached form a 5 to 7 member ring which ring may optionally contain an additional heteroatom which heteroatom is selected from oxygen, nitrogen or sulfur, which ring may be optionally substituted;
- R₉ is hydrogen or a C₁₋₄ alkyl, preferably hydrogen;
- 10 R₁ is independently selected from hydrogen; halogen; nitro; cyano; C₁₋₁₀ alkyl; halosubstituted C₁₋₁₀ alkyl; C₂₋₁₀ alkenyl; C₁₋₁₀ alkoxy; halosubstituted C₁₋₁₀alkoxy; azide; S(O)_tR₄; (CR₈R₈)_q S(O)_tR₄; hydroxy; hydroxy substituted C₁₋₄alkyl; aryl; aryl C₁₋₄ alkyl; aryl C₂₋₁₀ alkenyl; aryloxy; aryl C₁₋₄ alkyloxy; heteroaryl; heteroarylalkyl; heteroaryl C₂₋₁₀ alkenyl; heteroaryl C₁₋₄ alkyloxy;
- 15 heterocyclic, heterocyclic C₁₋₄alkyl; heterocyclicC₁₋₄alkyloxy; heterocyclicC₂₋₁₀ alkenyl; (CR₈R₈)_q NR₄R₅; (CR₈R₈)_q C(O)NR₄R₅; C₂₋₁₀ alkenyl C(O)NR₄R₅; (CR₈R₈)_q C(O)NR₄R₁₀; S(O)₃R₈; (CR₈R₈)_q C(O)R₁₁; C₂₋₁₀ alkenyl C(O)R₁₁; C₂₋₁₀ alkenyl C(O)OR₁₁; (CR₈R₈)_q C(O)OR₁₁; (CR₈R₈)_q OC(O)R₁₁; (CR₈R₈)_qNR₄C(O)R₁₁; (CR₈R₈)_q C(NR₄)NR₄R₅; (CR₈R₈)_q NR₄C(NR₅)R₁₁,
- 20 (CR₈R₈)_q NHS(O)₂R₁₃; (CR₈R₈)_q S(O)₂NR₄R₅, or two R₁ moieties together may form O-(CH₂)_sO- or a 5 to 6 membered unsaturated ring, and wherein the alkyl, aryl, arylalkyl, heteroaryl, heterocyclic moities may be optionally substituted;
- t is 0, or an integer having a value of 1 or 2;
- s is an integer having a value of 1 to 3;
- 25 R₄ and R₅ are independently hydrogen, optionally substituted C₁₋₄ alkyl, optionally substituted aryl, optionally substituted aryl C₁₋₄alkyl, optionally substituted heteroaryl, optionally substituted heteroaryl C₁₋₄alkyl, heterocyclic, heterocyclicC₁₋₄ alkyl, or R₄ and R₅ together with the nitrogen to which they are attached form a 5 to 7 member ring which may optionally comprise an additional
- 30 heteroatom selected from O/N/S;
- Y is hydrogen; halogen; nitro; cyano; halosubstituted C₁₋₁₀ alkyl; C₁₋₁₀ alkyl; C₂₋₁₀ alkenyl; C₁₋₁₀ alkoxy; halosubstituted C₁₋₁₀ alkoxy; azide; (CR₈R₈)_qS(O)_tR₄, (CR₈R₈)_qOR₄; hydroxy; hydroxy substituted C₁₋₄alkyl; aryl; aryl C₁₋₄ alkyl; aryloxy; arylC₁₋₄ alkyloxy; aryl C₂₋₁₀ alkenyl; heteroaryl; heteroarylalkyl;
- 35 heteroaryl C₁₋₄ alkyloxy; heteroaryl C₂₋₁₀ alkenyl; heterocyclic, heterocyclic C₁₋₄alkyl; heterocyclicC₂₋₁₀ alkenyl; (CR₈R₈)_qNR₄R₅; C₂₋₁₀ alkenyl C(O)NR₄R₅; (CR₈R₈)_qC(O)NR₄R₅; (CR₈R₈)_q C(O)NR₄R₁₀; S(O)₃R₈;

- (CR₈R₈)_qC(O)R₁₁; C₂₋₁₀ alkenylC(O)R₁₁; (CR₈R₈)_qC(O)OR₁₁;
 C₂₋₁₀alkenylC(O)OR₁₁; (CR₈R₈)_qOC(O)R₁₁; (CR₈R₈)_qNR₄C(O)R₁₁;
 (CR₈R₈)_qNHS(O)₂R_b; (CR₈R₈)_qS(O)₂NR₄R₅; (CR₈R₈)_qC(NR₄)NR₄R₅;
 (CR₈R₈)_qNR₄C(NR₅)R₁₁; or two Y moieties together may form O-(CH₂)₅O- or a
 5 5 to 6 membered unsaturated ring; and wherein the alkyl, aryl, arylalkyl, heteroaryl,
 heteroaryl alkyl, heterocyclic, heterocyclicalkyl groups may be optionally
 substituted;
- q is 0 or an integer having a value of 1 to 10;
 n is an integer having a value of 1 to 3;
 10 m is an integer having a value of 1 to 3;
 R₈ is hydrogen or C₁₋₄ alkyl;
 R₁₀ is C₁₋₁₀ alkyl C(O)₂R₈;
 R₁₁ is hydrogen, optionally substituted C₁₋₄ alkyl, optionally substituted aryl,
 optionally substituted aryl C₁₋₄alkyl, optionally substituted heteroaryl, optionally
 15 substituted heteroarylC₁₋₄alkyl, optionally substituted heterocyclic, or optionally
 substituted heterocyclicC₁₋₄alkyl;
 R₁₂ is hydrogen, C₁₋₁₀ alkyl, optionally substituted aryl or optionally substituted
 arylalkyl;
 R₁₃ is suitably C₁₋₄ alkyl, aryl, aryl C₁₋₄alkyl, heteroaryl, heteroarylC₁₋₄alkyl,
 20 heterocyclic, or heterocyclicC₁₋₄alkyl;
 or a pharmaceutically acceptably salt thereof.

Suitably, the variables for Formula (Ia) are the same as those defined for
 Formula (I) above, such as for examples the R, R₁, and Y variables. A preferred ring
 25 substitution for the R₁ variable is monosubstituted in the 3-position, or the 4- position,
 or di-substituted in the 3,4- position. The substituent group is suitably an electron
 withdrawing moiety. Preferably R₁ is nitro, halogen, cyano, trifluoromethyl group, or
 C(O)NR₄R₅.

While Y may be substituted in any of the 5 ring positions, preferably the ring
 30 with the Y moiety is mono-substituted in the 2-position or 3- position, with the 4-
 preferably being unsubstituted. If the ring is di-substituted, substituents are preferably
 in the 2'-, 3'- positions of a monocyclic ring. While both R₁ and Y can both be
 hydrogen, it is preferred that at least one of the rings be substituted, preferably both rings
 are at least mono-substituted, i.e. n and m are each equal to 1 or more.

35 Y is more preferably a mono-substituted halogen, disubstituted halogen, mono-
 substituted alkoxy, disubstituted alkoxy, methylenedioxy, aryl, or alkyl, preferably these
 groups are substituted in the 2'- position or 2'-,3'-position.

Exemplified compounds of Formula (Ia) are

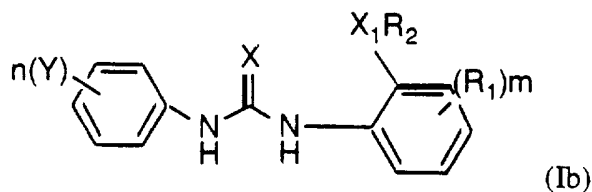
- N-(4-Nitro 2-(phenylsulfonylamino)phenyl)-N'-phenyl urea
 N-[(2-Phenylsulfamido) 4-cyanophenyl]- N'-(2-bromo phenyl) urea
 5 N-(2-(Amino sulfonamido phenyl) phenyl) N'-(2-bromo phenyl) urea
 N-(2-(Amino sulfonyl styryl) phenyl) N'-(2-bromo phenyl) urea
 2-[(3,4 Di-methoxyphenylsulfonyl)amino] phenyl) N'-(2-bromo phenyl) urea
 N-(2-[(4-Acetamidophenylsulfonyl)amino] phenyl) N'-(2-bromo phenyl) urea
 N-(2-(Amino sulfonyl (2-thiophene) phenyl) N'-(2-bromo phenyl) urea
 10 N-(2-(Amino sulfonyl (3-tolyl) phenyl) N'-(2-bromo phenyl) urea
 N-(2-(Amino sulfonyl (8-quinolinyl)) phenyl) N'-(2-bromo phenyl) urea
 N-(2-(Amino sulfonyl benzyl) phenyl) N'-(2-bromo phenyl) urea
 N-[2-[[[2-(Trifluoromethyl)phenyl]sulfonyl]amino]phenyl]-N'-(2-bromophenyl)urea
 N-(2-Bromophenyl)-N'-[2-dimethylaminosulfonylamino]phenyl]urea
 15 N-[2-(Phenethylsulfonylamino)phenyl]-N'-(2-bromophenyl)urea
 N-[2-[(2-Acetamido-4-methylthiazol-5-yl)sulfonylamino]phenyl]-N'-(2-
 bromophenyl)urea
 N-[2-[(2,3-Dichlorothien-5-yl)]sulfonylamino]phenyl]-N'-(2-bromophenyl)urea
 N-[2-[(3,5-Bistrifluoromethyl)phenyl)sulfonylamino]phenyl]-N'-(2-bromophenyl)urea
 20 N-[2-[(2-Benzyl)sulfonylamino]-(5-trifluoromethyl)phenyl]-N'-(2-bromophenyl)urea
 N-[2-[2-(3-Nitrophenyl)sulfonylamino]phenyl]-N'-(2-bromophenyl)urea
 N-[2-[2-(4-Phenoxyphenyl)sulfonylamino]phenyl]-N'-(2-bromophenyl) urea
 N-[[2-(1S)-10-Camphorsulfonylamino]phenyl]-N'-(2-bromophenyl)urea
 N-[[2-(1R)-10-Camphorsulfonylamino]phenyl]-N'-(2-bromophenyl)urea
 25 N-[2-[2-(2-Nitro-(4-trifluoromethyl)phenyl)sulfonylamino]phenyl]-N'-(2-
 bromophenyl)urea
 N-[2-(2-Amino-(4-trifluoromethyl) phenyl) sulfonylamino] phenyl]- N'-(2-
 bromophenyl)urea
 N-[2-(aminosulfonyl phenyl)-3-aminophenyl] N'-(2-bromo phenyl) urea
 30 N-[2-[2-(4-Chloro-3-aminophenyl)sulfonylamino]phenyl]-N'-(2-bromophenyl)urea
 N-[2-(3-Aminophenyl)sulfonylaminophenyl]-N'-(2-bromophenyl)urea
 N-(2-Benzenesulfonylamino-4-cyanophenyl)-N'-(2-methoxyphenyl)urea
 N-(2-Benzenesulfonylamino-4-cyanophenyl)-N'-(2-phenylphenyl)urea
 N-(2-Benzenesulfonylamino-4-cyanophenyl)-N'-(3-trifluoromethylphenyl)urea
 35 N-(2-Benzenesulfonylamino-4-cyanophenyl)-N'-(2,3dichlorophenyl)urea
 N-[2-(Benzylsulfonylamino)-4-cyanophenyl]-N'-(2,3-dichlorophenyl)urea
 N-[2-(Phenylsulfonylamino)-4-trifluoromethylphenyl]-N'-(2,3-dichlorophenyl)urea

- N-[2-(3-Pyridinesulfonylamino)-4-cyanophenyl]-N'-(2,3-dichlorophenyl)urea
 N-[2-(5-Isoquinolinesulfonylamino)-4-cyanophenyl]-N'-(2,3-dichlorophenyl)urea
 N-[2-(Phenylsulfonylamino)-4-cyanophenyl]-N'-(2-chlorophenyl)urea
 N-[(Phenylsulfonylamino)-4-cyanophenyl]-N'-(2-fluoro phenyl) urea
 5 N-[2-(Phenylsulfonylamino)-4-cyanophenyl]-N'-(2-thiomethylphenyl)urea
 N-[2-(Phenylsulfonylamino)-4-cyano phenyl]-N'-(2-trifluoromethoxyphenyl)urea
 N-[2-(Phenylsulfonylamino)-4-cyanophenyl]-N'-(2-trifluoromethylphenyl)urea
 N-[2-(Phenylsulfonylamino)-4-cyanophenyl]-N'-(2-methylphenyl) urea
 N-[2-(Phenylsulfonylamino)-4-cyano phenyl]-N'-(2-methoxy 3-chloro phenyl) urea
 10 N-[2-(4-cyanophenyl)-N'-(3-fluoro phenyl) urea
 N-(2-Thiophenesulfonylamino-4-cyanophenyl)-N'-(2,3-dichlorophenyl)urea
 N-[(2-Pyrid-2-yl)thiophene-5-sulfonylamino-4-cyanophenyl]-N'-(2,3-dichlorophenyl)urea
 N-[(2-Acetamino-4-methyl-5-thiazolesulfonylamino-4-cyanophenyl)-N'-(2,3-
 dichlorophenyl)urea
 15 N-((2-aminosulfonylphenyl) 4-cyano phenyl) N'-(2-methyl 3-chloro phenyl) urea
 N-(2-benzenesulfonylamino-3-cyanophenyl)-N'-(2,3dichlorophenyl)urea
 N-[(Benzylsulfonylamino)-5-cyanophenyl]-N'-(2,3-dichlorophenyl)urea
 N-[(2-Phenylsulfonylamino)-4-cyanophenyl]-N'-(2-nitrophenyl)urea
 N-[(2-Phenylsulfonylamino)-4-cyanophenyl]-N'-(2-methyl-3-nitrophenyl)urea
 20 N-[(2-Phenylsulfonylamino)-4-cyanophenyl]-N'-(2-methyl-3-aminophenyl)urea
 N-[(2-Phenylsulfonylamino)-4-cyanophenyl)-N'-(2-aminophenyl)urea
 N-(2-(2-pyridinesulfonylamino-4-cyanophenyl)-N'-(2,3-dichlorophenyl)urea
 N-(2-Benzenesulfonylamino-3-trifluoromethylphenyl-N'-(2,3-dichlorophenyl)urea
 N-(4-Benzenesulphonylthiophene-2-sulphonylamino-4-cyanophenyl)-N'-(2,3-
 25 dichlorophenyl)urea
 N-(2-Trifluoromethylbenzenesulfonylamino-4-cyanophenyl)-N'-(2,3-dichlorophenyl)urea
 N-[2-(2-Thienylsulfonylamino)phenyl]-N'-(2-hydroxy-4-nitrophenyl)urea
 N-(2-Benzenesulfonylamino-4-nitrophenyl)-N'-(2,3-dichlorophenyl)urea
 N-(2-Benzenesulfonylamino-4-nitrophenyl)-N'-(2-bromophenyl)urea
 30 N-(2-Benzylsulfonylamino-4-nitrophenyl)-N'-(2-bromophenyl)urea
 N-(2-Benzylsulfonylamino-4-nitrophenyl)-N'-(2,3dichlorophenyl)urea

Another aspect of the present invention is the novel compounds of Formula (Ib),
 a subset of compounds of Formula (I) useful for treating a chemokine mediated disease.

- 35 This invention also relates to the pharmaceutical compositions comprising a compound
 of Formula (Ib) and a pharmaceutically acceptable diluent or carrier.

The compounds of Formula (Ib) are represented by the structure:



wherein

X is oxygen or sulfur;

5 X₁ is oxygen or sulfur;

R₁ is independently selected from hydrogen; halogen; nitro; cyano; C₁₋₁₀ alkyl;

halosubstituted C₁₋₁₀ alkyl; C₂₋₁₀ alkenyl; C₁₋₁₀ alkoxy; halosubstituted

C₁₋₁₀alkoxy; azide; S(O)_tR₄; (CR_gR_g)_q S(O)_tR₄; hydroxy; hydroxy substituted

C₁₋₄alkyl; aryl; aryl C₁₋₄ alkyl; aryl C₂₋₁₀ alkenyl; aryloxy; aryl C₁₋₄ alkyloxy;

10 heteroaryl; heteroarylalkyl; heteroaryl C₂₋₁₀ alkenyl; heteroaryl C₁₋₄ alkyloxy;

heterocyclic, heterocyclic C₁₋₄alkyl; heterocyclicC₁₋₄alkyloxy; heterocyclicC₂₋₁₀

alkenyl; (CR_gR_g)_q NR₄R₅; (CR_gR_g)_q C(O)NR₄R₅; C₂₋₁₀ alkenyl C(O)NR₄R₅;

(CR_gR_g)_q C(O)NR₄R₁₀; S(O)₃R₈; (CR_gR_g)_q C(O)R₁₁; C₂₋₁₀ alkenyl C(O)R₁₁;

C₂₋₁₀ alkenyl C(O)OR₁₁; (CR_gR_g)_q C(O)OR₁₁; (CR_gR_g)_q OC(O)R₁₁;

15 (CR_gR_g)_qNR₄C(O)R₁₁; (CR_gR_g)_q C(NR₄)NR₄R₅; (CR_gR_g)_q NR₄C(NR₅)R₁₁;

(CR_gR_g)_q NHS(O)₂R₁₃; (CR_gR_g)_q S(O)₂NR₄R₅; or two R₁ moieties together

may form O-(CH₂)_sO- or a 5 to 6 membered unsaturated ring, and wherein the
alkyl, aryl, arylalkyl, heteroaryl, heterocyclic moieties may be optionally substituted;

t is 0, or an integer having a value of 1 or 2;

20 s is an integer having a value of 1 to 3;

R₂ is a substituted aryl, heteroaryl, or heterocyclic ring which ring has a functional
moiety providing the ionizable hydrogen having a pK_a of 10 or less;

R₄ and R₅ are independently hydrogen, optionally substituted C₁₋₄ alkyl, optionally
substituted aryl, optionally substituted aryl C₁₋₄alkyl, optionally substituted

25 heteroaryl, optionally substituted heteroaryl C₁₋₄alkyl, heterocyclic,

heterocyclicC₁₋₄ alkyl, or R₄ and R₅ together with the nitrogen to which they are

attached form a 5 to 7 member ring which may optionally comprise an additional
heteroatom selected from O/N/S;

Y is hydrogen; halogen; nitro; cyano; halosubstituted C₁₋₁₀ alkyl; C₁₋₁₀ alkyl; C₂₋₁₀

30 alkenyl; C₁₋₁₀ alkoxy; halosubstituted C₁₋₁₀ alkoxy; azide; (CR_gR_g)_qS(O)_tR₄,

(CR_gR_g)_qOR₄; hydroxy; hydroxy substituted C₁₋₄alkyl; aryl; aryl C₁₋₄ alkyl;

aryloxy; arylC₁₋₄ alkyloxy; aryl C₂₋₁₀ alkenyl; heteroaryl; heteroarylalkyl;

heteroaryl C₁₋₄ alkyloxy; heteroaryl C₂₋₁₀ alkenyl; heterocyclic, heterocyclic

C₁₋₄alkyl; heterocyclicC₂₋₁₀ alkenyl; (CR_gR_g)_qNR₄R₅; C₂₋₁₀ alkenyl

$C(O)NR_4R_5$; $(CR_8R_8)_qC(O)NR_4R_5$; $(CR_8R_8)_qC(O)NR_4R_{10}$; $S(O)_3R_8$;
 $(CR_8R_8)_qC(O)R_{11}$; C_{2-10} alkenyl $C(O)R_{11}$; $(CR_8R_8)_qC(O)OR_{11}$;
 C_{2-10} alkenyl $C(O)OR_{11}$; $(CR_8R_8)_qOC(O)R_{11}$; $(CR_8R_8)_qNR_4C(O)R_{11}$;
 $(CR_8R_8)_qNHS(O)_2R_b$; $(CR_8R_8)_qS(O)_2NR_4R_5$; $(CR_8R_8)_qC(NR_4)NR_4R_5$;
 5 $(CR_8R_8)_qNR_4C(NR_5)R_{11}$; or two Y moieties together may form $O-(CH_2)_5O-$ or a
 5 to 6 membered unsaturated ring; and wherein the alkyl, aryl, arylalkyl, heteroaryl,
 heteroaryl alkyl, heterocyclic, heterocyclicalkyl groups may be optionally
 substituted;

q is 0 or an integer having a value of 1 to 10;

10 n is an integer having a value of 1 to 3;

m is an integer having a value of 1 to 3;

R_6 and R_7 are independently hydrogen or a C_{1-4} alkyl group, or R_6 and R_7 together
 with the nitrogen to which they are attached form a 5 to 7 member ring which ring
 may optionally contain an additional heteroatom which heteroatom is selected from
 15 oxygen, nitrogen or sulfur;

R_8 is hydrogen or C_{1-4} alkyl;

R_{10} is C_{1-10} alkyl $C(O)_2R_8$;

R_{11} is hydrogen, optionally substituted C_{1-4} alkyl, optionally substituted aryl,
 optionally substituted aryl C_{1-4} alkyl, optionally substituted heteroaryl, optionally
 20 substituted heteroaryl C_{1-4} alkyl, optionally substituted heterocyclic, or optionally
 substituted heterocyclic C_{1-4} alkyl;

R_{12} is hydrogen, C_{1-10} alkyl, optionally substituted aryl or optionally substituted
 arylalkyl;

R_{13} is suitably C_{1-4} alkyl, aryl, aryl C_{1-4} alkyl, heteroaryl, heteroaryl C_{1-4} alkyl,
 25 heterocyclic, or heterocyclic C_{1-4} alkyl;

R_b is NR_6R_7 , alkyl, aryl, aryl C_{1-4} alkyl, aryl C_{2-4} alkenyl, heteroaryl, heteroaryl
 C_{1-4} alkyl, heteroaryl C_{2-4} alkenyl, heterocyclic, heterocyclic C_{1-4} alkyl,
 heterocyclic C_{2-4} alkenyl, or camphor, all of which groups may be optionally
 substituted;

30 or a pharmaceutically acceptable salt thereof.

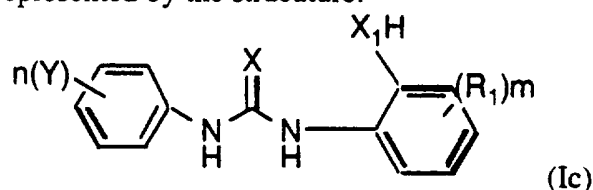
Suitably, the variable, etc. for Formula (Ib) are the same as those defined for
 Formula (I) above, such as for example the functional moieties on the R_2 group having
 an ionizable hydrogen with a pK_a of 10 or less. Suitably such functional groups
 35 include, but are not limited to, hydroxy, carboxylic acid, thiol, $-NH-C(O)R_a$, $-$
 $C(O)NR_6R_7$, substituted sulfonamides of the formula $-NHS(O)_2R_b$, $-S(O)_2NHR_c$,
 $NHC(X_2)NHR_b$, or tetrazoyl (as defined for Formula (I)).

Suitably for compounds of Formula (Ib), a preferred ring substitution for R₁ is in the 3-position, the 4- position or is preferably di substituted in the 3,4- position. The substituent group is suitably an electron withdrawing moiety. Preferably R₁ is nitro,
 5 halogen, cyano, trifluoromethyl group, or C(O)NR₄R₅.

While Y may be substituted in any of the 5 ring positions, preferably the ring with the Y moiety is mono-substituted in the 2-position or 3- position, with the 4- preferably being unsubstituted. If the ring is disubstituted, substituents are preferably in the 2' or 3' position of a monocyclic ring. While both R₁ and Y can both be hydrogen,
 10 it is preferred that at least one of the rings be substituted, preferably both rings are at least mono-substituted, i.e. n and m are each equal to 1 or more.

Suitably for compounds of Formula (Ib), Y is more preferably disubstituted halogen, mono-substituted halogen, disubstituted alkoxy, mono-substituted alkoxy, methylenedioxy, aryl, or alkyl, preferably in the 2' position or 2',3'-position.
 15

Another aspect of the present invention is the novel compounds of Formula (Ic), a subset of compounds of Formula (I) useful for treating a chemokine mediated disease. This invention also relates to the pharmaceutical compositions comprising a compound of Formula (Ic) and a pharmaceutically acceptable diluent or carrier. The compounds
 20 of Formula (Ic) are represented by the structure:



wherein

X is oxygen or sulfur;

X₁ is oxygen or sulfur;

25 R₁ is independently selected from hydrogen; halogen; nitro; cyano; C₁₋₁₀ alkyl; halosubstituted C₁₋₁₀ alkyl; C₂₋₁₀ alkenyl; C₁₋₁₀ alkoxy; halosubstituted C₁₋₁₀ alkoxy; azide; S(O)_tR₄; (CR_gR_g)_q S(O)_tR₄; hydroxy; hydroxy substituted C₁₋₄alkyl; aryl; aryl C₁₋₄ alkyl; aryl C₂₋₁₀ alkenyl; aryloxy; aryl C₁₋₄ alkyloxy; heteroaryl; heteroarylalkyl; heteroaryl C₂₋₁₀ alkenyl; heteroaryl C₁₋₄ alkyloxy;
 30 heterocyclic, heterocyclic C₁₋₄alkyl; heterocyclic C₁₋₄alkyloxy; heterocyclic C₂₋₁₀ alkenyl; (CR_gR_g)_q NR₄R₅; (CR_gR_g)_q C(O)NR₄R₅; C₂₋₁₀ alkenyl C(O)NR₄R₅; (CR_gR_g)_q C(O)NR₄R₁₀; S(O)₃R₈; (CR_gR_g)_q C(O)R₁₁; C₂₋₁₀ alkenyl C(O)R₁₁; C₂₋₁₀ alkenyl C(O)OR₁₁; (CR_gR_g)_q C(O)OR₁₁; (CR_gR_g)_q OC(O)R₁₁; (CR_gR_g)_q NR₄C(O)R₁₁; (CR_gR_g)_q C(NR₄)NR₄R₅; (CR_gR_g)_q NR₄C(NR₅)R₁₁,

- (CR_gR_g)_q NHS(O)₂R₁₃; (CR_gR_g)_q S(O)₂NR₄R₅, or two R₁ moieties together may form O-(CH₂)_sO- or a 5 to 6 membered unsaturated ring, and wherein the alkyl, aryl, arylalkyl, heteroaryl, heterocyclic moieties may be optionally substituted;
- t is 0, or an integer having a value of 1 or 2;
- 5 s is an integer having a value of 1 to 3;
- R₄ and R₅ are independently hydrogen, optionally substituted C₁₋₄ alkyl, optionally substituted aryl, optionally substituted aryl C₁₋₄alkyl, optionally substituted heteroaryl, optionally substituted heteroaryl C₁₋₄ alkyl, heterocyclic, heterocyclic C₁₋₄ alkyl, or R₄ and R₅ together with the nitrogen to which they are attached form
- 10 a 5 to 7 member ring which may optionally comprise an additional heteroatom selected from O/N/S;
- Y is hydrogen; halogen; nitro; cyano; halosubstituted C₁₋₁₀ alkyl; C₁₋₁₀ alkyl; C₂₋₁₀ alkenyl; C₁₋₁₀ alkoxy; halosubstituted C₁₋₁₀ alkoxy; azide; (CR_gR_g)_qS(O)_tR₄, (CR_gR_g)_qOR₄; hydroxy; hydroxy substituted C₁₋₄alkyl; aryl; aryl C₁₋₄ alkyl;
- 15 aryloxy; arylC₁₋₄ alkyloxy; aryl C₂₋₁₀ alkenyl; heteroaryl; heteroarylalkyl; heteroaryl C₁₋₄ alkyloxy; heteroaryl C₂₋₁₀ alkenyl; heterocyclic, heterocyclic C₁₋₄alkyl; heterocyclicC₂₋₁₀ alkenyl; (CR_gR_g)_qNR₄R₅; C₂₋₁₀ alkenyl C(O)NR₄R₅; (CR_gR_g)_qC(O)NR₄R₅; (CR_gR_g)_q C(O)NR₄R₁₀; S(O)₃R₈; (CR_gR_g)_qC(O)R₁₁; C₂₋₁₀ alkenylC(O)R₁₁; (CR_gR_g)_qC(O)OR₁₁;
- 20 C₂₋₁₀alkenylC(O)OR₁₁; (CR_gR_g)_qOC(O) R₁₁; (CR_gR_g)_qNR₄C(O)R₁₁; (CR_gR_g)_q NHS(O)₂R_b; (CR_gR_g)_q S(O)₂NR₄R₅, (CR_gR_g)_qC(NR₄)NR₄R₅; (CR_gR_g)_q NR₄C(NR₅)R₁₁; or two Y moieties together may form O-(CH₂)_sO- or a 5 to 6 membered unsaturated ring; and wherein the alkyl, aryl, arylalkyl, heteroaryl, heteroaryl alkyl, heterocyclic, heterocyclicalkyl groups may be optionally
- 25 substituted;
- q is 0 or an integer having a value of 1 to 10;
- n is an integer having a value of 1 to 3;
- m is an integer having a value of 1 to 3;
- R₆ and R₇ are independently hydrogen or a C₁₋₄ alkyl group, or R₆ and R₇ together
- 30 with the nitrogen to which they are attached form a 5 to 7 member ring which ring may optionally contain an additional heteroatom which heteroatom is selected from oxygen, nitrogen or sulfur;
- R₈ is hydrogen or C₁₋₄ alkyl;
- R₁₀ is C₁₋₁₀ alkyl C(O)₂R₈;
- 35 R₁₁ is hydrogen, optionally substituted C₁₋₄ alkyl, optionally substituted aryl, optionally substituted aryl C₁₋₄alkyl, optionally substituted heteroaryl, optionally

substituted heteroarylC₁₋₄alkyl, optionally substituted heterocyclic, or optionally substituted heterocyclicC₁₋₄alkyl;

R₁₂ is hydrogen, C₁₋₁₀ alkyl, optionally substituted aryl or optionally substituted arylalkyl;

5 R₁₃ is suitably C₁₋₄ alkyl, aryl, aryl C₁₋₄alkyl, heteroaryl, heteroarylC₁₋₄alkyl, heterocyclic, or heterocyclicC₁₋₄alkyl;

R_b is NR₆R₇, alkyl, aryl, aryl C₁₋₄ alkyl, aryl C₂₋₄ alkenyl, heteroaryl, heteroaryl C₁₋₄ alkyl, heteroarylC₂₋₄ alkenyl, heterocyclic, heterocyclic C₁₋₄ alkyl, heterocyclic C₂₋₄ alkenyl, or camphor, all of which groups may be optionally

10 substituted: provided that

when n = 1 than Y is substituted in the 2- or 3- position;

when n = 2 than Y is di-substituted in the 2'- 3'- position, the 2'-5'- position, the 2'-6' position, the 3'-5' or the 3'-6' position;

when n = 3 than Y is trisubstituted in the 2'-3'-5' or the 2'-3'-6'- positions;

15 further provided that

when X₁ is O, m=2, R₁ is 2-t-butyl, 4-methyl, and n=3 than Y is not 2'-OH,3'-t-butyl, 5'-methyl;

when X₁ is O, m=1, R₁ is 4-methyl, and n=2 than Y is not 2'-OH, 5'-methyl;

when X₁ is O, m=1, R₁ is hydrogen, and n=2 than Y is not 2'-6'-diethyl;

20 when X₁ is O, m=1, R₁ is 6-OH, and n=2 than Y is not 2'-5'-methyl;

when X₁ is S, m=1, R₁ is 4-ethyl, and n=1 than Y is not 2-methoxy;

or a pharmaceutically acceptably salt thereof.

25 Suitably, the variables, etc. for Formula (Ic) are the same as those defined for Formula (I) above unless indicated.

Suitably for compounds of Formula (Ic), a preferred ring substitution for R₁ is in the 3-position, the 4- position or di substituted in the 3,4- position. Preferably R₁ is other than hydrogen. The substituent group is suitably an electron withdrawing moiety. Preferably R₁ is nitro, halogen, cyano, trifluoromethyl group, or C(O)NR₄R₅.

30

While Y may be substituted in any of the 5 ring positions, preferably the ring with the Y moiety is mono-substituted in the 2-position or 3- position, with the 4- preferably being unsubstituted. If the ring is disubstituted, substituents are preferably in the 2' or 3' position of a monocyclic ring. While both R₁ and Y can both be hydrogen, 35 it is preferred that at least one of the rings be substituted, preferably both rings are at least mono-substituted, i.e. n and m are each equal to 1 or more.

Suitably for compounds of Formula (Ic), Y is more preferably a mono-substituted halogen, disubstituted halogen, mono-substituted alkoxy, disubstituted alkoxy, methylenedioxy, aryl, or alkyl, preferably with these groups in the 2' position or 2,3-position.

5

Exemplified compounds of Formula (Ic) are:

- N-[2-Hydroxy-4-(methoxycarbonyl)phenyl]-N'-phenylurea;
 N-[2-Hydroxy-5-nitro-phenyl]-N'-phenyl urea
 N-(2-Hydroxy-4-fluorophenyl)-N'-phenyl urea
 10 N-[2-Hydroxy-4-(trifluoromethyl)phenyl]-N'-phenyl urea
 N-(2-Hydroxy-4-nitrophenyl)-N'-(2-hydroxy-4-nitrophenyl) urea
 N-(2-Hydroxy-4-nitrophenyl)-N'-phenyl-thiourea
 N-(2-Hydroxy-5-nitrophenyl)-N'-(3-methoxy-2-thienyl)urea
 N-(2-Hydroxy-4-nitrophenyl)-N'-(3-methoxy-2-thienyl)urea
 15 N-(2-Hydroxy-4-nitrophenyl)-N'-(3-methoxyphenyl)urea
 N-(2-Hydroxy-4-nitrophenyl)-N'-(2-methoxyphenyl)urea
 N-(2-Hydroxy-4-nitrophenyl)-N'-(3-trifluoromethylphenyl)urea
 N-(2-Hydroxy-4-nitrophenyl)-N'-(2-trifluoromethylphenyl)urea
 N-(2-Hydroxy-4-nitrophenyl)-N'-(4-trifluoromethylphenyl)urea
 20 N-(2-Hydroxy-4-nitrophenyl)-N'-(2-bromophenyl)urea
 N-(2-Hydroxy-4-nitrophenyl)-N'-(3-bromophenyl)urea
 N-(2-Hydroxy-4-nitrophenyl)-N'-(4-bromophenyl)urea
 N-(2-Hydroxy-4-nitrophenyl)-N'-(2-phenylphenyl)urea
 N-(2-Hydroxy-4-nitrophenyl)-N'-(2-nitrophenyl)urea
 25 N-(2-Hydroxy-4-nitrophenyl)-N'-(2-fluorophenyl)urea
 N-(2-Hydroxy-4-nitrophenyl)-N'-(2,6-difluorophenyl)urea
 N-(2-Hydroxy-4-nitrophenyl)-N'-(2-ethoxyphenyl)urea
 N-(2-Hydroxy-4-nitrophenyl)-N'-(2-ethylphenyl)urea
 N-(2-Hydroxy-4-nitrophenyl)-N'-(2-trifluoromethoxyphenyl)urea
 30 N-(2-Hydroxy-4-nitrophenyl) N'-(2-methylthiophenyl) urea
 N-(2-Hydroxy-4-nitro-phenyl) N'-(2-chloro 6-methyl phenyl) urea
 N-(2-Hydroxy-4-nitro-phenyl) N'-(2-sulfoxymethyl phenyl) urea
 N-(2-Hydroxy-4-trifluoromethyl phenyl)-N'-(2-bromo phenyl) urea
 N-(2-Hydroxy-4-trifluoromethyl phenyl)-N'-(2-phenyl phenyl) urea
 35 N-(2-Hydroxy-4-carbomethoxy phenyl)-N'-(2-phenyl phenyl) urea
 N-(2-Hydroxy-4-nitrophenyl)-N'-(2,3-dichloro phenyl) urea
 N-(2-Hydroxy-4-nitrophenyl)-N'-(2,4-dichloro phenyl) urea

- N-(2-Hydroxy-4-nitrophenyl)-N'-(2-chloro phenyl) urea
 N-(2-Hydroxy-4-nitrophenyl)-N'-(2,4-dibromo phenyl) urea
 N-(2-Hydroxy-1-naphthyl)-N'-(2-bromo phenyl) urea
 N-(2-Hydroxy-4-nitrophenyl)-N'-(2,3-methylenedioxyphenyl)urea
 5 N-(2-Hydroxy-4-nitrophenyl) N'-(3-chloro 2-methoxy phenyl) urea
 N-[2-Hydroxy-4-(Benzylamino)carbonyl phenyl]-N'-(2-bromophenyl)urea
 N-(2-Hydroxy-4-nitro phenyl)-N'-(2-phenoxy phenyl) urea
 N-(2-Hydroxy-4-fluoro phenyl)-N'-(2-bromo phenyl) urea
 N-(2-Hydroxy-3,4-difluoro phenyl)-N'-(2-bromo phenyl) urea
 10 N-(2-Hydroxy 4-phenyl phenyl) N'-(2-bromo phenyl) urea
 N-(2-Hydroxy 4-methyl phenyl)-N'-(2-bromo phenyl) urea
 N-(2-Hydroxy-4-nitro phenyl)-N'-(2-phenylamino phenyl) urea
 N-(2-Hydroxy 3-carboxyphenyl)-N'-(2-bromo phenyl) urea
 N-(2-Sulfhydryl-4-bromo phenyl)-N'-(2-bromo phenyl) urea
 15 N-(2-Hydroxy 4-nitro phenyl)-N'-(2-iodo phenyl) urea
 N-(2-Hydroxy 4-nitro phenyl)-N'-(2-bromo phenyl) thiourea
 N-(2-Hydroxy-4-azidophenyl)-N'-(2-methoxyphenyl)urea
 N-[2-Hydroxy-5-cyanophenyl]-N'-[2-bromophenyl] urea
 N-[2-Hydroxy-3-fluorophenyl]-N'-[2-bromophenyl] urea
 20 N-[2-Hydroxy-3-fluoro-5-bromophenyl]-N'-[2-bromophenyl] urea
 N-[2-Hydroxy-3-chlorophenyl]-N'-[2-bromophenyl] urea
 N-[2-Hydroxy-3-trifluoromethylphenyl]-N'-[2-bromophenyl] urea
 N-[2-hydroxy-3,4-diphenyl phenyl]-N'-[2-bromophenyl] urea
 N-[2-Hydroxy-3-glycinemethylestercarbonylphenyl]-N'-[2-bromophenyl] urea
 25 N-[2-Hydroxy-3-glycincarbonylphenyl]-N'-[2-bromophenyl] urea
 N-[2-Hydroxy-3,5-dichlorophenyl]-N'-[2-bromophenyl] urea
 N-[2-Hydroxy-3-nitrophenyl]-N'-[2-bromophenyl] urea
 N-[2-Hydroxy-3,4-dichlorophenyl]-N'-[2-bromophenyl] urea
 N-[2-Hydroxy-3-cyanophenyl]-N'-[2-bromophenyl] urea
 30 N-[2-Hydroxy-4-cyanophenyl]-N'-[2-bromophenyl] urea
 N-[2-Hydroxy-4-cyanophenyl]-N'-[4-methoxyphenyl] urea
 N-[2-Hydroxy-4-cyanophenyl]-N'-[2-phenylphenyl] urea
 N-[2-Hydroxy-4-cyanophenyl]-N'-[2-methylphenyl] urea
 N-[2-Hydroxy-4-cyanophenyl]-N'-[2-trifluoromethylphenyl] urea
 35 N-[2-Hydroxy-4-cyanophenyl]-N'-[3-trifluoromethylphenyl] urea
 N-[2-Hydroxy-4-cyanophenyl]-N'-[4-trifluoromethylphenyl] urea
 N-[2-Hydroxy-3-n-propylphenyl]-N'-[2-bromophenyl] urea

- N-[2-Hydroxy-4-ethylphenyl]-N'-[2-bromophenyl] urea
N-[2-Hydroxy-3-phenylaminocarbonyl phenyl]-N'-[2-bromophenyl] urea
N-[2-Hydroxy-3-cyano-4-methylphenyl]-N'-[2-bromophenyl] urea
N-[2-Hydroxy-4-carbophenyl phenyl]-N'-[2-bromophenyl] urea
5 N-[2-Hydroxy-3-carbophenyl phenyl]-N'-[2-bromophenyl] urea
N-[2-Hydroxy-3-benzyloxy phenyl]-N'-[2-bromophenyl] urea
(E)-N-[4-[2-(Methoxycarbonyl) ethenyl]-2-hydroxyphenyl]-N'-[2-bromophenyl] urea
(E)-N-[3-[2-(Methoxycarbonyl)ethenyl]-2-hydroxyphenyl]-N'-[2-bromophenyl]urea-N'-
[2-bromophenyl] urea
10 (E)-N-[3-[2-(Aminocarbonyl)ethenyl]-2-hydroxyphenyl]-N'-[2-bromophenyl]urea-N'-
[2-bromophenyl] urea
(E)-N-[4-[2-(Aminocarbonyl)ethenyl]-2-hydroxyphenyl]-N'-[2-bromophenyl]urea-N'-
[2-bromophenyl] urea
N-[2-Hydroxy-4-benzamide phenyl]-N'-[2-bromophenyl] urea
15 N-[2-Hydroxy-4-aminocarbonyl phenyl]-N'-[2-bromophenyl] urea
N-(2-Hydroxy-3,5,6-trifluorophenyl)-N'-(2-bromophenyl)urea
N-(2-Hydroxy-3-fluoro-4-trifluoromethylphenyl)-N'-(2-bromophenyl)urea
N-(2-Hydroxy-3-iodophenyl)-N'-(2-bromophenyl)urea
N-[2-Hydroxy-4-cyanophenyl]-N'-[4-phenylphenyl] urea
20 N-[2-Hydroxy-4-cyanophenyl]-N'-[2,3-dichlorophenyl] urea
N-[2-Hydroxy-4-cyanophenyl]-N'-[2-methoxyphenyl] urea
N-[2-Hydroxy-4-cyanophenyl]-N'-[3-methoxyphenyl] urea
N-[2-Hydroxy-5-fluorophenyl]-N'-[2-bromophenyl] urea
N-[2-Hydroxy-5-trifluoromethylphenyl]-N'-[2-bromophenyl] urea
25 N-[2-Hydroxyphenyl]-N'-[2-bromophenyl] urea
N-[Trans-3-styryl-2-hydroxyphenyl]-N'-[2-bromophenyl] urea
N-[2-Hydroxy-3,4-dichlorophenyl]-N'-[2-methoxyphenyl] urea
N-[2-Hydroxy-3,4-dichlorophenyl]-N'-[4-methoxyphenyl] urea
N-[2-Hydroxy-3,4-dichlorophenyl]-N'-[3-trifluoromethylphenyl] urea
30 N-[2-Hydroxy-3,4-dichlorophenyl]-N'-[2-phenylphenyl] urea
N-[2-Hydroxy-3,4-dichlorophenyl]-N'-[4-phenylphenyl] urea
N-[2-Hydroxy-3,4-dichlorophenyl]-N'-[2,3-dichlorophenyl] urea
N-[2-Hydroxy-4-isopropylphenyl]-N'-[3-trifluoromethylphenyl] urea
N-[2-Hydroxy-3-naphthyl]-N'-[2,3-dichlorophenyl] urea
35 N-(2-Hydroxy-4-azidophenyl)-N'-(2-iodophenyl)urea
N-(2-Hydroxy-3-azidophenyl)-N'-(2-bromophenyl)urea
N-[2-Hydroxy-3-cyanophenyl]-N'-[2-methoxyphenyl] urea

- N-[2-Hydroxy-3-cyanophenyl]-N'-[3-trifluoromethylphenyl] urea
 N-[2-Hydroxy-3-cyanophenyl]-N'-[2-phenylphenyl] urea
 N-[2-Hydroxy-3-cyanophenyl]-N'-[2,3-dichlorophenyl] urea
 N-[2-Hydroxy-4-isopropylphenyl]-N'-[2,3-dichlorophenyl] urea
 5 N-[2-Hydroxy-4-isopropylphenyl]-N'-[2-chloro-5-trifluoromethylphenyl] urea
 N-[2-Hydroxy-3-phenylphenyl]-N'-[2,3-dichlorophenyl] urea
 N-[2-Hydroxy-5-nitrophenyl]-N'-[2-methoxyphenyl] urea
 N-[2-Hydroxy-5-nitrophenyl]-N'-[3-trifluoromethylphenyl] urea
 N-[2-Hydroxy-5-nitrophenyl]-N'-[2-phenylphenyl] urea
 10 N-[2-Hydroxy-5-nitrophenyl]-N'-[2,3-dichlorophenyl] urea
 N-[2-Hydroxy-5-ethylsulfonylphenyl]-N'-[2,3-dichlorophenyl] urea
 N-[2-Hydroxy-3,4-dichlorophenyl]-N'-[2,4-dimethoxyphenyl] urea
 N-[2-Hydroxy-3,4-dichlorophenyl]-N'-[2-chloro-5-trifluoromethylphenyl] urea
 N-[2-Hydroxy-3,4-dichlorophenyl]-N'-[benzyl] urea
 15 N-[2-Hydroxy-4-isopropylphenyl]-N'-[3-trifluoromethylphenyl] urea
 N-[2-Hydroxy-3-(phenylaminocarbonyl) phenyl]-N'-[benzoyl] urea
 N-[2-Hydroxy-3-trifluoromethylphenyl]-N'-[benzoyl] urea
 N-[2-Hydroxy-4-cyanophenyl]-N'-[benzoyl] urea
 N-[2-Hydroxy-3-naphthyl]-N'-[3-trifluoromethylphenyl] urea
 20 N-[2-Hydroxy-3-naphthyl]-N'-[2,3-dichlorophenyl] urea
 N-[2-Hydroxy-3-naphthyl]-N'-[benzyl] urea
 N-[2-Hydroxy-5-naphthalenesulfonic acid]-N'-[2-bromophenyl] urea;
 N-[2-Hydroxy-4-naphthalenesulfonic acid]-N'-[2-bromophenyl] urea;
 N-(2-Hydroxy 3-naphthyl) N'-(2-bromo phenyl) urea;
 25 N-(2-Hydroxy-1-naphthyl)-N'-(2-bromo phenyl) urea;
 N-(2-Hydroxy-4-nitrophenyl)-N'-(1-naphthyl)urea;
 N-(2-Hydroxy-3-nitrophenyl)-N'-(2-methoxyphenyl)urea
 N-(2-Hydroxy-3-nitrophenyl)-N'-(4-methoxyphenyl)urea
 N-(2-Hydroxy-3-nitrophenyl)-N'-(3-trifluoromethylphenyl)urea
 30 N-(2-Hydroxy-3-nitrophenyl)-N'-(2-phenylphenyl)urea
 N-(2-Hydroxy-3-nitrophenyl)-N'-(2,3-dichlorophenyl)urea
 N-(2-Hydroxy-3-nitrophenyl)-N'-(4-phenylphenyl)urea
 N-(2-Hydroxy-3-nitrophenyl)-N'-(2,4-dimethoxyphenyl)urea
 N-(2-Hydroxy-3-nitrophenyl)-N'-(2-chloro-5-trifluoromethylphenyl)urea
 35 N-(2-Hydroxy-4-amidinophenyl)-N'-(2-bromophenyl)urea
 N-(2-Hydroxy-3,4-dichloro phenyl) N'(phenyl) urea
 N-(2-Hydroxy-4-cyano phenyl) N'(phenyl) urea

- N-(2-Hydroxyphenyl-3-carboxylic acid)N'(phenyl) urea
 N-(2-Hydroxy-3-nitrophenyl)-N'-phenylurea
 N-(2-Hydroxy-3-cyanophenyl) N'(phenyl) urea
 N-(2-Hydroxy-3-cyano-4-chlorophenyl)-N'-(2-bromophenyl)urea
 5 N-(2-Hydroxy-3-fluorophenyl)-N'-(phenyl)urea
 N-(2-Hydroxy-3,4-difluorophenyl)-N'-(phenyl)urea
 N-(2-Hydroxy-4-cyanophenyl)-N'-(2,3-methylenedioxyphenyl)urea
 N-[2-(2-nitrophenylthio)phenyl]-N'-(2-hydroxy-4-nitrophenyl)urea
 N-(2-hydroxy-3-trifluoromethylphenyl)-N'-(2,3-dichlorophenyl)urea
 10 N-(2-hydroxy-3-trifluoromethylphenyl)-N'-(2-phenylphenyl)urea
 N-(2-Hydroxy-4-nitrophenyl)-N'-(2-benzylphenyl)urea
 N-(2-Hydroxy-4-nitrophenyl)-N'-[2-(phenylthiomethyl)phenyl]urea
 N-(2-Hydroxy-4-nitro phenyl)-N'-[2-(phenyloxymethyl)phenyl]urea
 N-(2-Hydroxy-4-nitrophenyl)-N'-[2-(phenylethyl)phenyl]urea
 15 N-(2-Hydroxy-4-nitrophenyl)-N'-[2-(4-trifluorophenyl)phenyl]urea
 N-(2-Hydroxy-3-trifloromethylphenyl)-N'-(2-methoxyphenyl)urea
 N-(2-Hydroxy-4-nitrophenyl)-N'-(2-acetoxyphenyl)urea
 N-(2-Hydroxy-4-nitrophenyl)-N'-[2-(2-cyanophenylthio)phenyl]urea
 N-(2-hydroxy-3-trifluoromethylphenyl)-N'-(2-chlorophenyl)urea
 20 N-(2-Hydroxyethyl)-N'-(2-hydroxy-4-nitrophenyl)urea
 N-2-(Benzyoxyphenyl)-N'-(2-hydroxy-4-nitrophenyl)urea
 N-(2-Hydroxy-4-cyanophenyl)-N'-(2-benzylaminophenyl)urea
 N-[2-(2-Pyridylmethoxy)phenyl]-N'-(2-hydroxy-4-nitrophenyl)urea
 N-[2-(2-Methoxycarbonylbenzyloxy)phenyl]-N'-(2-hydroxy-4-nitrophenyl)urea
 25 N-[2-(2-Carboxybenzyloxy)phenyl]-N'-(2-hydroxy-4-nitrophenyl)urea
 N-[2-(Benzoylamino)phenyl]-N'-(2-hydroxy-4-nitrophenyl)urea
 N-[2-(3-Pyridylmethoxy)phenyl]-N'-(2-hydroxy-4-nitrophenyl)urea
 N-[2-(4-Pyridylmethoxy)phenyl]-N'-(2-hydroxy-4-nitrophenyl)urea
 N-[2-(Methoxycarbonylamino)phenyl]-N'-(2-hydroxy-4-nitrophenyl)urea
 30 N-(2-Hydroxyeth-1-yloxyphenyl)-N'-(2-hydroxy-4-nitrophenyl)urea
 N-(2-Hydroxy-4-cyanophenyl)-N'-(2-benzylaminophenyl)urea
 N'-[2-(2-Pyridylmethoxy)phenyl]-N'-(2-Hydroxy-4-nitrophenyl)urea
 N-[2-(2-Methoxycarbonylbenzyloxyphenyl)-N-(2-hydroxy-4-nitrophenyl)urea
 N-[2-(2-Carboxybenzyloxy)phenyl]-N'-(2-hydroxy-4-nitrophenyl)urea
 35 N-[2-(Benzoylamino)phenyl]-N'-(2-hydroxy-4-nitrophenyl)urea

Additionally exemplified compounds of Formula (Ic) include:

- N-(2-Hydroxy-4-cyanophenyl)-N'-(2-(benzyloxy)phenyl)urea
 N-(2-Hydroxy-4-cyanophenyl)-N'-(2-(2-pyridylmethyloxy)phenyl)urea
 N-(2-Hydroxy-4-cyanophenyl)-N'-(2-(3-pyridylmethyloxy)phenyl)urea
 N-(2-Hydroxy-4-cyanophenyl)-N'-(2-(4-pyridylmethyloxy)phenyl)urea
 5 N-(2-Hydroxy-4-trifluoroacetophenone)-N'-(2-bromophenyl)urea
 N-(2-Hydroxy-4-trifluorosulfonylphenyl)-N'-(2-bromophenyl)urea
 N-(2-Hydroxy-3-bromo-4-cyanophenyl)-N'-(2-bromophenyl)urea
 N-(2-Hydroxy-3-chloro-4-cyanophenyl)-N'-(2-bromophenyl)urea
 N-(2-Hydroxy-3-trifluoromethyl-4-cyanophenyl)-N'-(2-bromophenyl)urea
 10 N-(2-Hydroxy-4-cyanophenyl-3-carboxylic acid)-N'-(2-bromophenyl)urea
 N-(2-Hydroxy-4-trifluoroacetophenone)-N'-(2,3-dichlorophenyl)urea
 N-(2-Hydroxy-4-trifluorosulfonylphenyl)-N'-(2,3-dichlorophenyl)urea
 N-(2-Hydroxy-3-bromo-4-cyanophenyl)-N'-(2,3-dichlorophenyl)urea
 N-(2-Hydroxy-3-chloro-4-cyanophenyl)-N'-(2,3-dichlorophenyl)urea
 15 N-(2-Hydroxy-3-trifluoromethyl-4-cyanophenyl)-N'-(2,3-dichlorophenyl)urea
 N-(2-Hydroxy-4-cyanophenyl-3-carboxylic acid)-N'-(2,3-dichlorophenyl)urea

Suitable pharmaceutically acceptable salts are well known to those skilled in the art and include basic salts of inorganic and organic acids, such as hydrochloric acid,
 20 hydrobromic acid, sulphuric acid, phosphoric acid, methane sulphonic acid, ethane sulphonic acid, acetic acid, malic acid, tartaric acid, citric acid, lactic acid, oxalic acid, succinic acid, fumaric acid, maleic acid, benzoic acid, salicylic acid, phenylacetic acid and mandelic acid. In addition, pharmaceutically acceptable salts of compounds of Formula (I) may also be formed with a pharmaceutically acceptable cation, for instance,
 25 if a substituent group comprises a carboxy moiety. Suitable pharmaceutically acceptable cations are well known to those skilled in the art and include alkaline, alkaline earth, ammonium and quaternary ammonium cations.

The following terms, as used herein, refer to:

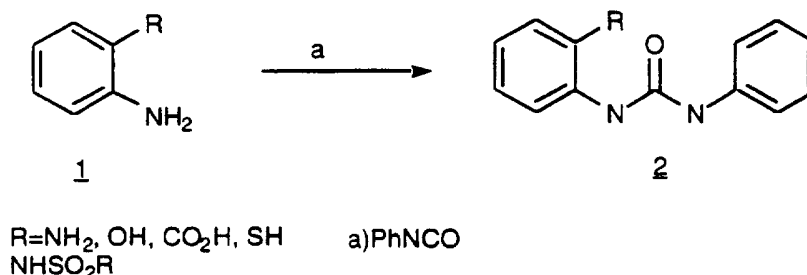
- 30 • "halo" - all halogens, that is chloro, fluoro, bromo and iodo.
 • "C₁₋₁₀alkyl" or "alkyl" - both straight and branched chain radicals of 1 to 10 carbon atoms, unless the chain length is otherwise limited, including, but not limited to, methyl, ethyl, *n*-propyl, *iso*-propyl, *n*-butyl, *sec*-butyl, *iso*-butyl, *tert*-butyl, *n*-pentyl and the like.
 35 • The term "cycloalkyl" is used herein to mean cyclic radicals, preferably of 3 to 8 carbons, including but not limited to cyclopropyl, cyclopentyl, cyclohexyl, and the like.

- The term "alkenyl" is used herein at all occurrences to mean straight or branched chain radical of 2-10 carbon atoms, unless the chain length is limited thereto, including, but not limited to ethenyl, 1-propenyl, 2-propenyl, 2-methyl-1-propenyl, 1-butenyl, 2-butenyl and the like.
- 5 • "aryl" - phenyl and naphthyl;
- "heteroaryl" (on its own or in any combination, such as "heteroaryloxy", or "heteroaryl alkyl") - a 5-10 membered aromatic ring system in which one or more rings contain one or more heteroatoms selected from the group consisting of N, O or S, such as, but not limited, to pyrrole, pyrazole, furan, thiophene, quinoline, isoquinoline,
10 quinazoliny, pyridine, pyrimidine, oxazole, thiazole, thiadiazole, triazole, imidazole, or benzimidazole.
- "heterocyclic" (on its own or in any combination, such as "heterocyclicalkyl") - a saturated or partially unsaturated 4-10 membered ring system in which one or more rings contain one or more heteroatoms selected from the group consisting of N, O, or S;
15 such as, but not limited to, pyrrolidine, piperidine, piperazine, morpholine, tetrahydropyran, or imidazolidine.
- The term "arylalkyl" or "heteroarylalkyl" or "heterocyclicalkyl" is used herein to mean C₁-10 alkyl, as defined above, attached to an aryl, heteroaryl or heterocyclic moiety, as also defined herein, unless otherwise indicated.
- 20 • "sulfinyl" - the oxide S (O) of the corresponding sulfide, the term "thio" refers to the sulfide, and the term "sulfonyl" refers to the fully oxidized S(O)₂ moiety.
- The term "wherein two R₁ moieties (or two Y moieties) may together form a 5 or 6 membered unsaturated ring" is used herein to mean the formation of a naphthylene ring system or a phenyl moiety having attached a 6 membered partially unsaturated ring
25 such as a C₆ cycloalkenyl, i.e hexene, or a C₅ cycloalkenyl moiety, cyclopentene.

The compounds of Formula (I), (Ia), (Ib), (Ic), (II, (IIa), (IIb), (IIc), and (III) may be obtained by applying synthetic procedures, some of which are illustrated in the Schemes below. The synthesis provided for in these Schemes is applicable for the
30 producing compounds of Formula (I), (Ia), (Ib), (Ic), (II, (IIa), (IIb), (IIc), and (III) having a variety of different R, R₁, and Ar groups which are reacted, employing optional substituents which are suitably protected, to achieve compatibility with the reactions outlined herein. Subsequent deprotection, in those cases, then affords compounds of the nature generally disclosed. Once the urea nucleus has been
35 established, further compounds of these formulas may be prepared by applying standard techniques for functional group interconversion, well known in the art. While the

schemes are shown with compounds only of Formula (I) this is merely for illustration purposes only.

Scheme 1

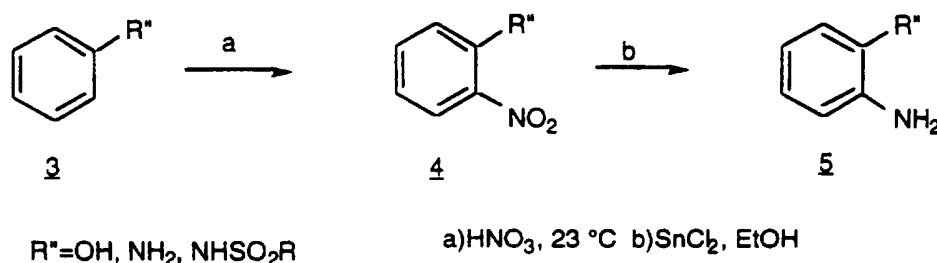


5

Ortho substituted phenyl ureas shown in 2-scheme 1 may be prepared by standard conditions involving the condensation of commercially available ortho substituted aniline (Aldrich Chemical Co., Milwaukee, Wi) with the commercially available optionally substituted aryl isocyanate (Aldrich Chemical Co., Milwaukee, Wi) in an aprotic solvent (DMF, toluene). When the 1-(RSO₂NH)₂-(NH₂)Ph is not commercially available it can be made by treating the commercially available RSO₂Cl with the corresponding 2-phenylene diamine in the presence of a base like triethyl amine or NaH in an aprotic solvent (like methylene chloride or DMF).

10

Scheme 2

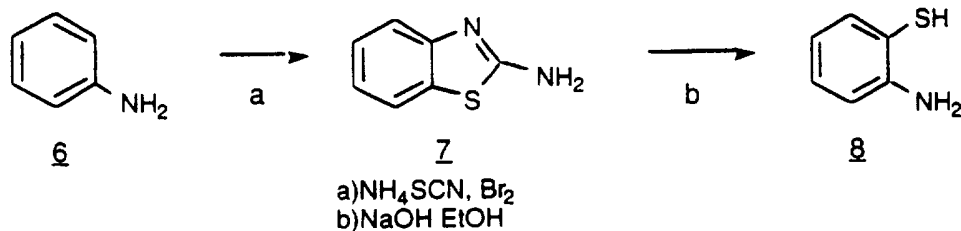


15

If the desired 2-substituted aniline 5-scheme 2, is not commercially available the corresponding nitro compound can be prepared from 3-scheme 2, under standard nitration conditions (using HNO₃ or BF₄NO₃) at 23 °C. The nitro compound is then reduced to the corresponding aniline using SnCl₂ in EtOH (or alternately H₂/Pd or LiAlH₄).

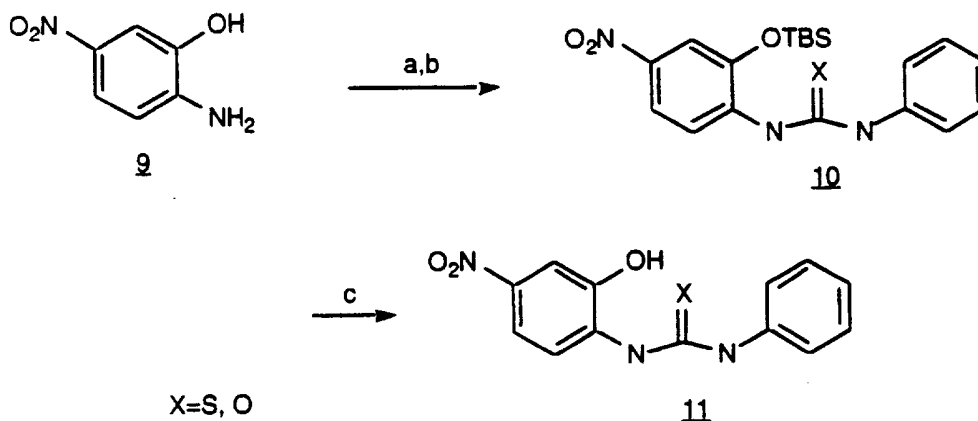
20

Scheme 3



- If the desired 2-amino benzenethiol 8-scheme 3 is not commercially available it can be synthesized by reaction of the phenyl aniline with the thiocyanate anion in the presence of an oxidant (like bromine) to produce the 2-amino benzthiazole 7-scheme 3. This thiazole can then be hydrolyzed to the desired 2-amino benzenethiol 8-scheme 3 with a strong base like NaOH in a protic solvent (i.e., EtOH).

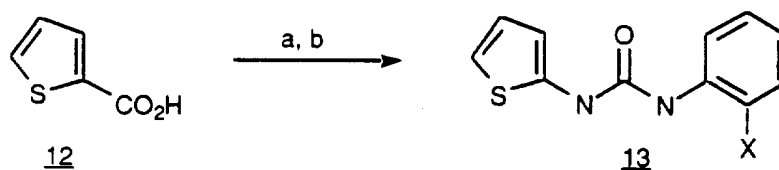
Scheme 4



a) TBSCl, imid, DMF b) i) ClCXCl , NaHCO_3 , ii) PhNH_2 c) $\text{Et}_3\text{N}\cdot\text{HF}$, CH_3CN

- In the case where the thioisocyanate or phenyl isocyanate is not commercially available, the thiourea or urea 11-scheme 4 may be prepared from the commercially available ortho substituted aniline. This compound is first protected with a protecting group (tert-butyl dimethyl silyl or benzyl) by conditions well known in the art (see Greene, T Protecting Groups in Organic Synthesis, Wiley & Sons, New York, 1981). This protected aniline is then reacted, in the presence of a base (like triethyl amine or sodium bicarbonate), with either thiophosgene or a solution of phosgene in an aprotic solvent (ie. DMF, toluene), followed by aniline to produce the protected thiourea or urea respectively. The corresponding urea or thiourea is then deprotected, using conditions standard in the art, to form the desired thiourea or urea 11-scheme 4.

Scheme 5



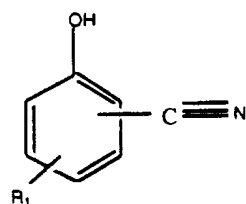
a) $(\text{PhO})_2\text{PON}_3, \text{Et}_3\text{N}$ b) PhXNH_2
 $\text{X} = \text{OH}, \text{NHSO}_2\text{R}, \text{SH}$

Alternately the urea can be formed using a Curtius rearrangement from the corresponding aromatic or thiophene carboxylic acid 12-scheme 5. The carboxylic acid is submitted to standard Curtius conditions ($(\text{PhO})_2\text{PON}_3$, Et_3N or ClCOCOC followed by NaN_3) and the intermediate isocyanate is trapped by an appropriately substituted aniline.

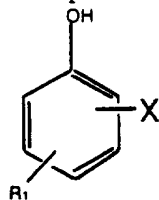
Pharmaceutically acceptable salts of compounds of Formula (I) may be obtained in known manner, for example by treatment thereof with an appropriate amount of acid or base in the presence of a suitable solvent.

Another aspect of the present invention is the novel synthesis of cyano nitrophenol intermediates. Numerous conversions of aryl halides to aryl cyano derivatives with copper (I) cyanide have been published. However, no examples of an aryl ring with a hydroxy group present were mentioned. Several attempts to obtain a cyano phenol moiety with published results failed. Using known conditions of elevated temperatures, greater than 170°C , such as from 180 to 210° did not yield displacement of the halogen to a cyano moiety. Standard bases, such as DMF and pyridine further provided no desired product. Intermediates such as 2-amino-5-fluorophenol, 2-nitro-5-fluorophenol, 2-nitro-5-methyl-6-bromophenol were tried with a change of halogens, from fluorine to chlorine to bromine, and with use of copper (I) cyanide. The use of a bromine derivative, such as 2-nitro-5-methyl-6-bromophenol, with dimethylformamide and using triethylamine with a catalytic amount of dimethylamino pyridine and copper (I) cyanide at reduced temperatures, i.e. $<100^\circ\text{C}$, preferably 60 to about 80°C for reduced times from standardized procedures, i.e., <18 hours, preferably about 4 to 6 hours yielded the desired products.

Therefore one aspect of the invention is to a process for producing a cyano phenol derivative of the formula:



wherein R₁ is as defined for Formula (I) above, which method comprises reacting a compound of the formula:



- wherein X is halogen with copper (I) cyanide, dimethylformamide, triethylamine and a catalytic amount of dimethylamino pyridine.
- 5 Preferably, the process is run at reduced temperatures of about 60 to about 80° C. Preferably X is bromine.

In the Examples, all temperatures are in degrees Centigrade (°C). Mass spectra were performed upon a VG Zab mass spectrometer using fast atom bombardment, unless otherwise indicated. ¹H-NMR (hereinafter "NMR") spectra were recorded at 250 MHz or 400MHz using a Bruker AM 250 or Am 400 spectrometer, respectively. Multiplicities indicated are: s=singlet, d=doublet, t=triplet, q=quartet, m=multiplet and br indicates a broad signal. Sat. indicates a saturated solution, equiv. indicates the proportion of a molar equivalent of reagent relative to the principal reactant.

15 Flash chromatography is run over Merck Silica gel 60 (230 - 400 mesh).

SYNTHETIC EXAMPLES

The invention will now be described by reference to the following examples which are merely illustrative and are not to be construed as a limitation of the scope of the present invention. All temperatures are given in degrees centigrade, all solvents used herein are of the highest available purity and all reactions are run under anhydrous conditions in an argon atmosphere unless otherwise indicated.

General Method A: Synthesis of N, N'- phenyl urea To a solution of substituted phenyl isocyanate (1.0 equiv.) in toluene (5 miliLiters (hereinafter "mL")) the corresponding aniline (1.0 equiv.) was added. The reaction mixture was stirred at about 80°C until complete (24-48 hours (hereinafter "hrs" or "h")), then cooled to room temperature. The purifications, yields and spectral characteristics for each individual compound are listed below.

30

General Method B: Synthesis of N, N'-phenyl urea To a solution of phenyl isocyanate (1.0 equiv.) in dimethyl formamide (1mL) the corresponding aniline (1.0 equiv.) was added. The reaction mixture was stirred at about 80_C until complete (24-48 hours), then the solvent was removed under vacuum. The purifications, yields and spectral characteristics for each individual compound are listed below.

General Method C: Synthesis of sulfonamide The ortho substituted aniline (1 equiv.), triethyl amine (1 equiv.) and the desired sulfonyl chloride (1 equiv.) were combined in methylene chloride and allowed to stir at about 23 °C until complete (12-36 h). The reaction mixture was partitioned between water and methylene chloride. The organic layer was separated and dried over magnesium sulfate, filtered and concentrated *in vacuo*. The purifications of each compound are listed below.

Example 1

Preparation of N-[2-Hydroxy-4-(methoxycarbonyl)phenyl]-N'-phenyl urea

N-[2-Hydroxy-4-(methoxycarbonyl)phenyl]-N'-phenyl urea was prepared from methyl-4-amino-3-hydroxybenzoate (200 mg, 1.19 mmol) and phenyl isocyanate (1.19 mmol) according to the procedure noted above in General Method A. The product was purified by precipitation from toluene, and filtering, to afford the titled compound (309 mg, 90%). mp: 188.4-188.8°C; ¹H NMR (CD₃OD/CDCl₃): δ 8.15 (d, 1H, J = 8.25 Hz), 7.70 (s, 1H), 7.51 (d, 1H, J = 8.25 Hz), 7.43 (d, 2H, J = 8.25 Hz), 7.30 (t, 2H, J = 8.25 Hz), 7.01 (t, 1H, J = 8.25 Hz), 3.87 (s, 3H); EI-MS m/z 286 (M+H)⁺; Anal. (C₁₅H₁₄N₂O₄) C, H, N.

Example 2

Preparation of N-[5-nitro-2-hydroxyphenyl]-N'-phenyl urea

The N-[5-nitro-2-hydroxyphenyl]-N'-phenyl urea was prepared from the 5-nitro 2-hydroxy aniline and phenyl isocyanate according to the procedure in General Method A. The product was purified by precipitation from toluene and filtering to afford the titled compound (100 mg, 30%). ¹H NMR (CD₃OD): δ 9.48 (s, 1H, NH), 9.07 (d, J = 1.56 Hz, NH), 8.55 (s, 1H), 7.80 (dd, 1H, J = 6.25 Hz and J = 1.56 Hz), 7.50 (d, 2H, J = 6.25 Hz), 7.30 (t, 2H, J = 6.25 Hz), 7.01 (m, 2H). EI-MS m/z 273 (M+H)⁺.

Example 3

Preparation of 3-hydroxy-4-[(phenylamino)carbonylamino]benzamide a) Preparation of 0.67 Molar (hereinafter "M") Stock Solutions of Aluminum Amide Reagents

To a suspension of the appropriate hydrochloride (0.02 mole (hereinafter "mol")) in dry toluene (20 mL) at about 0°C, was slowly added a solution of (2M, 10 mL) of trimethyl aluminum in toluene. After the addition was complete, the reaction mixture was allowed to warm to room temperature and was stirred for about 1-2 hours until gas evolution has ceased.

b) Preparation of 3-hydroxy-4-[[[(phenylamino)carbonyl]amino]benzamide

To a solution of the N-[2-hydroxy-4-(methoxycarbonyl)phenyl]-N'-phenyl urea (60 milligram (hereinafter "mg"), 0.2 mmol) in toluene (2 mL) was added aluminum amide reagent (0.9 mL, 0.67M). The reaction mixture was stirred at reflux for about 12 hours. The reaction mixture was cooled to room temperature and was carefully quenched with 5% HCl. The organic layer was separated and the aqueous layer was extracted three times with ethyl acetate. The organic extracts were combined, dried over MgSO₄, filtered and concentrated under reduced pressure. Chromatography of the resulting solid on silica gel (ethyl acetate) gave the desired amide (28 mg, 49%). mp: 106.8-107.1°C; ¹H NMR (CD₃OD/CDCl₃): d 7.98 (d, 1H, J = 8.25 Hz), 7.35 (d, 2H, J = 8.25 Hz), 7.30 (d, 2H, J = 8.25 Hz), 7.17 (t, 2H, J = 8.25 Hz), 6.91 (t, 1H, J = 8.25 Hz); EI-MS m/z 271 (M+H)⁺; Anal. (C₁₄H₁₃N₃O₃) C, H, N.

Example 4

Preparation of N-(2-hydroxy-4-fluorophenyl)-N'-phenyl urea

a) Preparation of 2-amino-5-fluoro phenol

A mixture of 5-fluoro-2-nitrophenol (500 mg, 3.18 mmol) and tin (II) chloride (1.76 g, 9.2 mmol) in ethanol (10 mL) was heated at 80°C under argon. After 30 min, the starting material had disappeared and the solution was allowed to cool down and then poured into ice. The pH was made slightly basic (pH 7-8), by addition of 5% aqueous sodium bicarbonate, before being extracted with ethyl acetate. The organic phase was washed with brine, dried over MgSO₄ and filtered. Evaporation of the solvent gave the title compound (335 mg, 83%). ¹H NMR (CD₃OD/CDCl₃): d 6.6 (m, 1H), 6.38 (dd, 1H, J = 8.3 Hz and J = 2.8 Hz), 6.29 (m, 1H).

b) Preparation of N-(2-hydroxy-4-fluorophenyl)-N'-phenyl urea

N-(2-Hydroxy-4-fluorophenyl)-N'-phenyl urea was prepared from 2-amino-5-fluoro phenol (200 mg, 1.57 mmol) and phenyl isocyanate according to the procedure in General Method A. The product was purified by precipitation from toluene and filtering to afford the titled compound (352 mg, 91 %). mp: 195.5-195.7°C; ¹H NMR (CD₃OD/CDCl₃): d 7.70 (m, 1H), 7.3 (d, 2H, J = 8.25 Hz), 7.15 (t, 2H, J = 8.25 Hz), 6.89 (t, 1H, J = 8.25 Hz), 6.50 - 6.38 (m, 2H); EI-MS m/z 246 (M+H)⁺; Anal. (C₁₃H₁₁N₂O₂ F) C, H, N.

Example 5

Preparation of 2-[(phenylamino)carbonylamino]thiophenol

2-[(Phenylamino)carbonylamino]thiophenol was prepared from 2-aminothiophenol (200 mg, 1.6 mmol) and phenyl isocyanate according to the procedure in General Method A. The product was purified by precipitation from toluene and filtering to afford the titled compound (330 mg, 85 %). mp: 194.5°C; ¹H NMR (CD₃OD/CDCl₃): δ 7.48 - 7.26 (m, 4H), 7.25 - 7.10 (m, 3H), 7.04 - 6.79 (m, 2H); EI-MS m/z 244 (M+H)⁺; Anal. (C₁₃H₁₂N₂OS) C, H, N.

10

Example 6

Preparation of N-(2-Carboxy-4-hydroxyphenyl)-N'-phenyl urea

N-(2-Carboxy-4-hydroxyphenyl)-N'-phenyl urea was prepared from 2-amino-5-hydroxy benzoic acid (1 g, 6.53 mmol) according to the procedure in General Method B. The reaction mixture was partitioned between ethyl acetate and water. The organic phase was washed with brine, dried over MgSO₄ and filtered. Removal of solvent under reduced pressure and chromatography of the resulting solid on silica gel (hexane : ethyl acetate, 1:1 to 100% ethyl acetate) gave the titled compound (1.5 g, 84%). ¹H NMR (CD₃OD/CDCl₃): δ 8.36 (d, 1H, J = 8.25 Hz), 7.63 (m, 4H), 7.48 (t, 2H, J = 8.25 Hz), 7.20 (m, 1H); EI-MS m/z 272 (M+H)⁺; Anal. (C₁₄H₁₂N₂O₄) C, H, N.

20

Example 7

Preparation of N - [2 - hydroxy - 4- (trifluoromethyl) phenyl] - N' - phenyl urea

a)Preparation of 2-nitro-5-trifluoromethylphenol

2-Nitro-5-trifluoromethylphenol was prepared by adding concentrated HNO₃ (6 mL) drop-wise to a,a,a-trifluoro-m-cresol (5g, 30.8 mmol) at room temperature. After the addition was complete the reaction was quenched with saturated ammonium acetate and extracted with EtOAc. The organic was separated, dried over sodium sulfate and filtered. Concentration of the solution *in vacuo* afforded an oil which was purified by column chromatography (gradient 100% hexane to 50% EtOAc/hexanes) to afford the titled compound as an oil (1.7 g, 27%). ¹H NMR (CDCl₃): 10.6 (s, 1H, OH), 8.26(d, 1H, J = 7.8 Hz), 7.45(s, 1H, arom), 7.26(d, 1H, J = 7.8 Hz)

30

b)Preparation of 2-amino-5-trifluoromethylphenol

2-Amino-5-trifluoromethylphenol was prepared by treating 2-nitro-5-trifluoromethylphenol (500 mg, 2.41 mmol) with a solution of SnCl₂(3.5g, mmol) in EtOH at 23 °C for 12h. The mixture was concentrated to 50 mL and adjusted to pH 7 using saturated sodium bicarbonate. The reaction mixture was partitioned between H₂O

35

and EtOAc. The aqueous layer was separated and extracted with EtOAc. The combined organic extracts were dried over sodium sulfate, filtered and concentrated *in vacuo*. The resulting colorless oil (370 mg, 87%) was used without further purification. ¹H NMR (CDCl₃): 7.6 (s, 1H), 7.39(d, 1H, J = 8.5 Hz), 7.08(d, 1H, J = 8.5 Hz)

5 c) Preparation of N - [2 - hydroxy - 4- (trifluoromethyl) phenyl] - N' - phenyl urea

N - [2 - Hydroxy - 4- (trifluoromethyl) phenyl] - N' - phenyl urea was prepared from 2-amino-5-trifluoromethylphenol (150 mg, 1.09 mmol) and phenyl isocyanate (1.09 mmol) according to the procedure in General method A. The product was purified by precipitation from methylene chloride and filtering to afford the titled
10 compound (230 mg, 87%). mp: °C; ¹H NMR (DMSO-d₆): d 9.45 (s, 1H, NH), 8.50 (s, 1H, NH), 8.31 (d, 1H, J = 10.0 Hz), 7.45 (d, 2H, J = 10.0 Hz), 7.29 (t, 2H, J = 6.67 Hz), 7.10 (m, 2H), 6.99 (t, 1H, J = 6.67 Hz). EI-MS m/z 296 (M⁺). Anal. (C₁₄H₁₁N₂O₂F₃)C, H, N.

15

Example 8

Preparation of N-(2-hydroxy-4-nitrophenyl)-N'-(2-hydroxy-4-nitrophenyl) urea

a) Preparation of 2-(*tert*-butyldimethylsilyloxy)-4-nitroaniline

To a solution of 2-amino-5-nitrophenol (1 g, 6.49 mmol) and imidazole (0.88 g, 12.3 mmol) in DMF (15 mL), *tert*-butyldimethylsilyl chloride (11.2 mL, 64.9 mmol)
20 was added. The resulting mixture was allowed to stir at 23°C for 48 hours. The reaction mixture was partitioned between 0.1 % HCl and ethyl acetate. The combined organic phase was washed with brine, dried over MgSO₄ and filtered. Removal of solvent at reduced pressure and chromatography of the resulting oil on silica gel (hexane : ethyl acetate; 5:1) gave the titled compound (1.7 g, 98 %). ¹H NMR (CDCl₃): d 7.78 (dd, 1H, J = 6.7 Hz and J = 2.7 Hz), 7.61 (d, 1H, J = 2.7 Hz), 6.7 (d, 1H, J = 8.8 Hz), 1.0 (s, 9H), 0.28 (s, 6H).

b) Preparation of N-[(2-*tert*-butyldimethylsilyloxy)-4-nitrophenyl]-N'-[(2-*tert*-butyldimethylsilyloxy)-4-nitrophenyl] urea

To a solution of 2-(*tert*-butyldimethylsilyloxy)-4-nitroaniline (200 mg, 0.75 mmol) in toluene (10 mL) triethylamine (0.13 mL, 1.64 mmol) and triphosgene (88.4 mg, 0.3 mmol) were added. The reaction mixture was stirred at 70°C for 2 hours, then cooled to room temperature. Then more 2-(*tert*-butyldimethylsilyloxy)-4-nitroaniline (200 mg, 0.75 mmol) was added. The resulting mixture was allowed to stir at 70°C for
35 48 hours then cooled to room temperature. The reaction mixture was partitioned between water and ethyl acetate. The combined organic phase was washed with brine, dried over MgSO₄ and filtered. Removal of solvent at reduced pressure and

chromatography of the resulting oil on silica gel (hexane : ethyl acetate, 10:1) gave the titled compound(130 mg, 31%). ¹H NMR (CDCl₃): d 8.36 (d, 2H, J = 8.3 Hz), 7.90 (dd, 2H, J = 8.3 Hz and J = 2.8 Hz), 7.71 (d, 2H, J = 2.8 Hz), 7.22 (s, 2H), 1.02 (s, 18H), 0.35 (s, 12H).

5 c)Preparation of N-(2-Hydroxy-4-nitrophenyl)-N'-(2-hydroxy-4-nitrophenyl) urea

To a solution of N-[(2-tert-butyldimethylsilyloxy)-4-nitrophenyl]-N'-[(2-tert-butyldimethylsilyloxy)-4-nitrophenyl] urea(50 mg, 0.089 mmol) in THF (2 mL), tetrabutylammonium fluoride (1 M, 0.09 mL, 0.089 mmol) was added at 0°C. The reaction mixture was stirred at 23°C. After 1 hour, the starting material had
10 disappeared. The reaction mixture was partitioned between water and ethyl acetate. The combined organic phase was dried over MgSO₄ and filtered. Removal of solvent at reduced pressure and chromatography of the resulting oil on silica gel (hexane : ethyl acetate; 1:1 to 100% ethyl acetate) gave the titled compound(24 mg, 81%). ¹H NMR (CD₃OD/CDCl₃): d 8.32 (d, 2H, J = 8.25 Hz), 7.80 (dd, 2H, J = 8.25 Hz and J = 2.06 Hz), 7.7 (d, 2H, J = 2.06 Hz). EI-MS m/z 334 (M+H)⁺. Anal. (C₁₃H₁₀N₄O₇) C, H, N.

Example 9

Preparation of N-(2-hydroxy-4-nitrophenyl)-N'-phenyl-thiourea

a)Preparation of N-(2-tert-butyldimethylsilyloxy-4-nitrophenyl)-N'-phenyl-thiourea

20 N-(2-tert-Butyldimethylsilyloxy-4-nitrophenyl)-N'-phenyl-thiourea was prepared by treating a biphasic solution of 2-tert-butyldimethylsilyloxy-4-nitroaniline(80 mg, 0.308 mmol) and NaHCO₃ in CHCl₃:H₂O(2.5:1, 7mL) with thiophosgene at 0°C. The solution was allowed to warm to 23°C and the reaction was continued overnight. The CHCl₃ layer was separated and dried over sodium sulfate. The solution was
25 concentrated *in vacuo* and the residue was dissolved in toluene and treated with aniline (100 uL) at 23 °C for 12 h. The reaction mixture was concentrated and the residue was purified by flash chromatography (10% EtOAc/hexanes) to afford the titled compound as a yellow solid (120.8 mg, 98%) mp: 144-145°C; ¹H NMR (CD₃OD/CDCl₃): d 8.65 (d, 1H, J = 10.0 Hz), 7.58 (d, 1H, J = 10.0 Hz), 7.47 (d, 1H, J = 1.25 Hz), 7.26 (m, 4H),
30 7.10 (m, 1H).

b)Preparation of N-(2-hydroxy-4-nitrophenyl)-N'-phenyl-thiourea

N-(2-Hydroxy-4-nitrophenyl)-N'-phenyl-2-thiourea was prepared by treating a solution of N-(2-tert-butyldimethylsilyloxy-4-nitrophenyl)-N'-phenyl-thiourea (100 mg, 0.248 mmol) in CH₃CN (1 mL) with Et₃N•HF (100uL, 0.62 mmol) in acetonitrile for
35 10 minutes at 23°C. The solution was concentrated and flushed through a silica plug with EtOAc to afford the desired compound as an orange solid (55 mg, 77%).

mp: 144-145°C; ¹H NMR (CD₃OD/CDCl₃): d 8.65 (d, 1H, J = 10.0 Hz), 7.58 (d, 1H, J = 10.0 Hz), 7.47 (d, 1H, J = 1.25 Hz), 7.26 (m, 4H), 7.10 (m, 1H).

Example 10

5 Preparation of N-(4-nitro 2-(phenylsulfonylamino)phenyl)-N'-phenyl urea

a) Preparation of 4-nitro 2-(phenylsulfonylamino) aniline

A solution of 4-nitro 1,2-phenylene diamine(1.53 g, 10.0 mmol) in DMF was treated with phenyl sulfonyl chloride(1.76 g, 10.0 mmol) and triethyl amine(1.01 g) in DMF for 12 h at 23 °C. The reaction mixture was partitioned between saturated NH₄Cl and methylene chloride. The organic layer was dried over sodium sulfate, filtered and concentrated *in vacuo*. The resulting solid was recrystallized (EtOH) to afford desired (0.275 g, 9%). ¹H NMR(DMSO) 9.5(s, 1H, br), 7.83 (dd, 1H, J=10 Hz, 2 Hz), 7.74(d, 2H, J=8 Hz), 7.76(t, 1H, J=8 Hz), 7.56(t, 2H, J=8 Hz), 7.55(d,1H, J=2Hz), 6.79 (d, 1H, J=8Hz), 6.5(s, 2H, br)

15 b)Preparation of N-(4-nitro 2-(phenylsulfonylamino)phenyl)-N'-phenyl urea

N-(4-Nitro 2-(phenylsulfonylamino)phenyl)-N'-phenyl urea was prepared from 4-nitro 2-(phenylsulfonylamino) aniline(82 mg) and phenyl isocyanate(33 mg) by method A. The reaction was cooled and then partitioned between saturated ammonium chloride and 9:1 methylene chloride and methanol. The organic phase was dried over magnesium sulfate, filtered and concentrated *in vacuo*. The residue was purified by column chromatography (ethyl acetate/hexanes) to afford desired(30.8 mg, 26%). EI-MS m/z 413(M+H)⁺

Example 11

25 Preparation of N-(2-hydroxy-5-nitrophenyl)-N'-(3-methoxy-2-thienyl)urea

a)Preparation of 3-methoxy-2-thienylcarboxylic acid

To a solution of 3-methoxythiophene (4.81 g, 42.1 mmol) in ether (20 mL) at -78°C, butyllithium (17 mL, 47.6 mmol) was added. The reaction mixture was stirred at -78°C for 1 hour, then it was warmed to 0 °C for 3 hours. After to recooling -78°C the reaction mixture was poured into a beaker filled with crushed dry ice (14.5 g) and allowed to stand until the excess dry ice had completely sublimed. Then the reaction mixture was poured into a mixture of ice (10 g) to which conc. HCl (24 mL) had been added. The product was purified by precipitation from ether and filtering (6.42 g, 96 %). EI-MS m/z 159 (M+H)⁺.

35 b)Preparation of N-(2-hydroxy-5-nitrophenyl)-N'-(3-methoxy-2-thienyl)urea

To a solution of 3-methoxy-2-thiophene carboxylic acid (200 mg, 1.27 mmol) in benzene, (PhO)₂PON₃ (0.33 mL), 2-amino-4-nitrophenol (195.7 mg, 1.27 mmol) and triethylamine (1.1 equiv., 0.25 mL) were added. The reaction mixture was stirred at reflux overnight. The reaction mixture was partitioned between 5% citric acid and ethyl acetate. The organic layer was separated and the aqueous layer was extracted three times with ethyl acetate. The organic extracts were combined, dried over MgSO₄, filtered and concentrated under reduced pressure. Chromatography of the resulting solid on silica gel (hexane:ethyl acetate;1:1) gave a solid product (160 mg, 41%). mp: 172.6-173.0°C; ¹H NMR (CD₃OD/CDCl₃): d 8.96 (d, 1H, J = 2.5 Hz), 7.74 (dd, 1H, J = 5.0 Hz and J = 1.25 Hz), 6.82 (d, 1H, J = 7.5 Hz), 6.76 (s, 2H), 3.80 (s, 3H); EI-MS m/z 309 (M+H)⁺; Anal. (C₁₂H₁₁N₃O₅S) C, H, N.

Example 12

Preparation of N-(2-hydroxy-4-nitrophenyl)-N'-(3-methoxy-2-thienyl)urea

To a solution of 3-methoxy-2-thiophene carboxylic acid (example 11a, 200 mg, 1.27 mmol) in toluene, (PhO)₂PON₃ (0.33 mL) and triethylamine (1.1 equiv., 0.25 mL) were added. The reaction mixture was stirred at 70°C for 2 hours and cooled down to room temperature then 2-amino-5-nitrophenol was added. The reaction mixture was stirred at 70°C overnight. The reaction mixture was partitioned between 5% citric acid and ethyl acetate. The organic layer was separated and the aqueous layer was extracted three times with ethyl acetate. The organic extracts were combined, dried over MgSO₄, filtered and concentrated under reduced pressure. Chromatography of the resulting solid on silica gel (hexane:ethyl acetate;1:1) gave the product (190 mg, 48%). ¹H NMR (CD₃OD/CDCl₃): d 8.38 (d, 1H, J = 5.0 Hz), 7.85 (dd, 1H, J = 5.0 Hz and J = 1.25 Hz), 7.76 (d, 1H, J = 2.5 Hz), 6.9 (s, 2H), 3.95 (s, 3H); EI-MS m/z 309 (M+H)⁺; Anal. (C₁₂H₁₁N₃O₅S) C, H, N.

Example 13

Preparation of N-(2-hydroxy-4-nitrophenyl)-N'-(3-methoxyphenyl)urea

N-(2-Hydroxy-4-nitrophenyl)-N'-(3-methoxyphenyl)urea was prepared from 2-hydroxy 4-nitro aniline (154 mg, 1.0 mmol) and 3-methoxy phenyl isocyanate (1.0 mmol) according to the procedure in General Method B. The product was purified by dilution with methylene chloride and precipitation with hexanes. Filtering afforded the title compound (140 mg, 46%). EI-MS m/z 302(M-H)⁻

Example 14

Preparation of N-(2-hydroxy-4-nitrophenyl)-N'-(2-methoxyphenyl)urea

N-(2-Hydroxy-4-nitrophenyl)-N'-(2-methoxyphenyl)urea was prepared from 2-hydroxy 4-nitro aniline (154 mg, 1.0 mmol) and 2-methoxy phenyl isocyanate (1 mmol.) according to the procedure in General Method B. The product was purified by dilution with methylene chloride and precipitation with hexanes. Filtering afforded the
5 title compound (82 mg, 27%). EI-MS m/z 302(M-H)⁻

Example 15

Preparation of N-(2-hydroxy-4-nitrophenyl)-N'-(3-trifluoromethylphenyl)urea

N-(2-Hydroxy-4-nitrophenyl)-N'-(3-methoxyphenyl)urea was prepared from 2-
10 hydroxy 4-nitro aniline (154 mg, 1.0 mmol) and 3-trifluoromethyl phenyl isocyanate (1 mmol) according to the procedure in General Method B. The product was purified by dilution with methylene chloride and precipitation with hexanes. Filtering afforded the title compound (180 mg, 52%). EI-MS m/z 342(M+H)⁺

Example 16

Preparation of N-(2-hydroxy-4-nitrophenyl)-N'-(2-trifluoromethylphenyl)urea

N-(2-Hydroxy-4-nitrophenyl)-N'-(2-trifluoromethylphenyl)urea was prepared from 2-hydroxy 4-nitro aniline (154 mg, 1.0 mmol) and 2-trifluoromethyl phenyl isocyanate (1.0 mmol) according to the procedure in General Method B. The product was purified by dilution with methylene chloride and precipitation with hexanes.
20 Filtering afforded the title compound (180 mg, 52%). EI-MS m/z 342(M+H)⁺

Example 17

Preparation of N-(2-hydroxy-4-nitrophenyl)-N'-(4-trifluoromethylphenyl)urea

N-(2-Hydroxy-4-nitrophenyl)-N'-(4-trifluoromethylphenyl)urea was prepared
25 from 2-hydroxy 4-nitro aniline (154 mg, 1.0 mmol) and 4-trifluoromethyl phenyl isocyanate (1.0 mmol) according to the procedure in General Method B. The product was purified by dilution with methylene chloride and precipitation with hexanes. Filtering afforded the title compound (111 mg, 32%). EI-MS m/z 340(M-H)⁻

Example 18

Preparation of N-(2-hydroxy-4-nitrophenyl)-N'-(2-bromophenyl)urea

N-(2-Hydroxy-4-nitrophenyl)-N'-(2-bromophenyl)urea was prepared from 2-hydroxy 4-nitro aniline (500 mg, 3.24 mmol) and 2-bromophenyl isocyanate (3.24 mmol) according to the procedure in General Method B. The product was purified by dilution with methylene chloride and precipitation with hexanes. Filtering afforded the
35 title compound (530 mg, 47%). EI-MS m/z 350(M-H)⁻

Example 19

Preparation of N-(2-hydroxy-4-nitrophenyl)-N'-(3-bromophenyl)urea

N-(2-Hydroxy-4-nitrophenyl)-N'-(3-bromo phenyl)urea was prepared from 2-hydroxy 4-nitro aniline (500 mg, 3.24 mmol) and 3-bromo phenyl isocyanate (3.24 mmol) according to the procedure in General Method B. The product was purified by
5 dilution with methylene chloride and precipitation with hexanes. Filtering afforded the title compound (0.96g, 87%). EI-MS m/z 350(M-H) -

Example 20

Preparation of N-(2-hydroxy-4-nitrophenyl)-N'-(4-bromophenyl)urea

10 N-(2-Hydroxy-4-nitrophenyl)-N'-(4-bromo phenyl)urea was prepared from 2-hydroxy 4-nitro aniline (500 mg, 3.24 mmol) and 4-bromo phenyl isocyanate (3.24 mmol) according to the procedure in General Method B. The product was purified by dilution with methylene chloride and precipitation with hexanes. Filtering afforded the title compound (0.41 g, 37%). EI-MS m/z 352(M+H) +

15

Example 21

Preparation of N-(2-hydroxy-4-nitrophenyl)-N'-(2-phenylphenyl)urea

N-(2-Hydroxy-4-nitrophenyl)-N'-(2-phenylphenyl)urea was prepared from 2-hydroxy 4-nitro aniline (500 mg, 3.24 mmol) and 2-phenyl phenyl isocyanate (3.24
20 mmol) according to the procedure in General Method B. The product was purified by dilution with methylene chloride and precipitation with hexanes. Filtering afforded the title compound (0.22 g, 19%). EI-MS m/z 350(M+H) +

Example 22

25 Preparation of N-(2-hydroxy-4-nitrophenyl)-N'-(1-naphthyl)urea

N-(2-Hydroxy-4-nitrophenyl)-N'-(1-naphthyl)urea was prepared from 2-hydroxy 4-nitro aniline (500 mg, 3.24 mmol) and 1-naphthyl isocyanate (3.24 mmol) according to the procedure in General Method B. The product precipitated from methylene chloride and filtered. The resulting solid was titrated with 1:3 triethyl
30 amine:methylene chloride. The filtrate was concentrated *in vacuo*. The resulting residue was dissolved in methylene chloride and treated with 1N HCl in water. The desired product precipitated from solution and was collected by filtration (0.11g, 10%). EI-MS m/z 324(M+H) +

35

Example 23

Preparation of N-(2-hydroxy-4-nitrophenyl)-N'-(2-nitrophenyl)urea

N-(2-Hydroxy-4-nitrophenyl)-N'-(2-nitro phenyl)urea was prepared from 2-hydroxy 4-nitro aniline (500 mg, 3.24 mmol) and 2-nitro phenyl isocyanate (3.24 mmol) according to the procedure in General Method B. The product was purified by dilution with methylene chloride and precipitation with hexanes. Filtering afforded the title compound(0.44 g, 44%). EI-MS m/z 319(M+H) +

Example 24

Preparation of N-(2-hydroxy-4-nitrophenyl)-N'-(2-fluorophenyl)urea

N-(2-Hydroxy-4-nitrophenyl)-N'-(2-fluorophenyl)urea was prepared from 2-hydroxy 4-nitro aniline (500 mg, 3.24 mmol) and 2-fluoro phenyl isocyanate (3.24 mmol) according to the procedure in General Method B. The product was purified by dilution with methylene chloride and precipitation with hexanes. Filtering afforded the title compound(0.59 g, 31%). EI-MS m/z 292(M+H) +

Example 25

Preparation of N-(2-hydroxy-4-nitrophenyl)-N'-(2,6-difluorophenyl)urea

N-(2-Hydroxy-4-nitrophenyl)-N'-(2,6-difluorophenyl)urea was prepared from 2-hydroxy 4-nitro aniline (500 mg, 3.24 mmol) and 2,6-difluoro phenyl isocyanate(3.24 mmol) according to the procedure in General Method B. The product was purified by dilution with methylene chloride and precipitation with hexanes. Filtering afforded the title compound(0.91 g, 91%). EI-MS m/z 308(M-H) -

Example 26

Preparation of N-(2-hydroxy-4-nitrophenyl)-N'-(2-ethoxyphenyl)urea

N-(2-Hydroxy-4-nitrophenyl)-N'-(2-ethoxyphenyl)urea was prepared from 2-hydroxy 4-nitro aniline (500 mg, 3.24 mmol) and 2-ethoxy phenyl isocyanate (3.24 mmol) according to the procedure in General Method B. The product was purified by dilution with methylene chloride and precipitation with hexanes. Filtering afforded the title compound(0.84 g, 81%). EI-MS m/z 318(M+H) +

Example 27

Preparation of N-(2-hydroxy-4-nitrophenyl)-N'-(2-ethylphenyl)urea

N-(2-Hydroxy-4-nitrophenyl)-N'-(2-ethylphenyl)urea was prepared from 2-hydroxy 4-nitro aniline (500 mg, 3.24 mmol) and 2-ethyl phenyl isocyanate (3.24 mmol) according to the procedure in General Method B. The product was purified by dilution with methylene chloride and precipitation with hexanes. Filtering afforded the title compound(0.44 g, 43%). EI-MS m/z 302(M+H) +

Example 28

Preparation of N-(2-hydroxy-4-nitro phenyl)-N'-(2-trifluoromethoxyphenyl)urea

N-(2-Hydroxy-4-nitrophenyl)-N'-(2-trifluoromethoxyphenyl)urea was prepared from 2-hydroxy 4-nitro aniline (500 mg, 3.24 mmol) and 2-trifluoromethoxy phenyl isocyanate (3.24 mmol) according to the procedure in General Method B. The product was purified by dilution with methylene chloride and precipitation with
5 hexanes. Filtering afforded the title compound(0.69 g, 60%). EI-MS m/z 358(M+H) +

Example 29

Synthesis of N-(2-hydroxy-4-nitro phenyl) N'-(2-methylthio phenyl) urea

The urea was prepared from 2-hydroxy 4-nitro aniline (500 mg , 3.24 mmol)
10 and 2-methylthio phenyl isocyanate(3.24 mmol) by general Method B. The product was purified by dilution with methylene chloride and precipitation with hexanes. Filtering afforded the title compound(0.63 g, 61%). EI-MS m/z 320(M+H) +

Example 30

Synthesis of N-(2-hydroxy-4-nitro phenyl) N'-(2-chloro 6-methyl phenyl) urea

The urea was prepared from 2-hydroxy 4-nitro aniline (500 mg, 3.24 mmol) and
2-chloro 6-methyl phenyl isocyanate by general Method B. It was purified by dilution
with methylene chloride and precipitation with hexane. Filtering afforded the desired
compound(0.31 g, 29%). EI-MS m/z 322(M+H) +
20

Example 31

Synthesis of N-(2-hydroxy-4-nitro phenyl) N'-(2- methyl sulfoxyphenyl) urea

The urea was synthesized by treatment of N-(2-hydroxy 4-nitro phenyl) N'-(2-
methyl thio phenyl) urea(example 28, 100 mg) with sodium periodate(100 mg) in t-
25 butanol/water for 12 hours at 23 °C. The product precipitated from the reaction
mixture(30 mg, 29%). EI-MS m/z 336(M+H) +

Example 32

Synthesis of N-(2-hydroxy 4-trifluoromethyl phenyl) N'-(2-bromo phenyl) urea The
30 urea was prepared from 2-hydroxy 4-trifluoromethyl aniline(example 7a, 0.171g, 1
mmol) and 2-bromo phenyl isocyanate(1 mmol) by general Method B. It was purified
by dilution with methylene chloride and precipitation with hexane. Filtering afforded
the desired compound(0.25 g, 54%). EI-MS m/z 375(M+H) +

35

Example 33

Synthesis of N-(2-hydroxy 4-carbomethoxy phenyl) N'-(2-bromo phenyl) urea

The urea was prepared from 2-hydroxy 4-carbomethoxy aniline(0.167 g, 1 mmol) and 2-bromo phenyl isocyanate(1 mmol) by general Method B. It was purified by dilution with methylene chloride and precipitation with hexane. Filtering afforded the desired compound(0.12 g, 33%). EI-MS m/z 363(M-H) ⁻

5

Example 34

Synthesis of N-(2-hydroxy 4-trifluoromethyl phenyl) N'-(2-phenyl phenyl) urea

The urea was prepared from 2-hydroxy 4-trifluoromethyl aniline(example 7a, 0.171 g, 1 mmol) and 2-phenyl phenyl isocyanate by general Method B. It was purified by dilution with methylene chloride and precipitation with hexane. Filtering afforded the desired compound(0.24 g, 64%). EI-MS m/z 373(M+H) ⁺

10

Example 35

Synthesis of N-(2-hydroxy 4-carbomethoxy phenyl) N'-(2-phenyl phenyl) urea

The urea was prepared from 2-hydroxy 4-carbomethoxy aniline(0.167 g, 1 mmol) and 2-phenyl phenyl isocyanate(1 mmol) by general Method B. It was purified by dilution with methylene chloride and precipitation with hexane. Filtering afforded the desired compound(0.185 g, 50%). EI-MS m/z 363(M-H) ⁻

15

Example 36

Synthesis of N-(2-hydroxy 4-nitro phenyl) N'-(2,3-dichloro phenyl) urea

The urea was prepared from 2-hydroxy 4-nitro aniline(308 mg, 2 mmol) and 2,3-dichloro phenyl isocyanate(2 mmol) by general Method B. It was purified by dilution with methylene chloride and precipitation with hexane. Filtering afforded the title compound(0.5 g, 73%). EI-MS m/z 342(M+H) ⁺

20

25

Example 37

Synthesis of N-(2-hydroxy 4-nitro phenyl) N'-(2,4-dichloro phenyl) urea

The urea was prepared from 2-hydroxy 4-nitro aniline(308 mg, 2 mmol) and 2,4-dichloro phenyl isocyanate(2 mmol) by general Method B. It was purified by dilution with methylene chloride and precipitation with hexane. Filtering afforded the title compound(0.26 g, 38%). EI-MS m/z 342 (M+H) ⁺

30

Example 38

Synthesis of N-(2-hydroxy-4-nitro phenyl) N'-(2-chloro phenyl) urea

35

The urea was prepared from 4-nitro 2-hydroxy aniline(308 mg, 2 mmol) and 2-chloro phenyl isocyanate(2 mmol) by general Method B. It was purified by dilution with methylene chloride and precipitation with hexane. Filtering afforded the title compound(0.29 g, 47%). EI-MS m/z 308(M+H)⁺

5

Example 39

Synthesis of N-(2-hydroxy-4-nitrophenyl) N'-(2,4-dibromo phenyl) urea

The urea was prepared from 4-nitro 2-hydroxy aniline(308 mg, 2 mmol) and 2,4-dibromo phenyl isocyanate(2 mmol) by general Method B. It was purified by dilution with methylene chloride and precipitation with hexane. Filtering afforded the title compound(0.34 g, 39%). EI-MS m/z 430(M+H)⁺

10

Example 40

Synthesis of N-(2-hydroxynaphthyl) N'-(2-bromo phenyl) urea

The urea was prepared from 1-amino 2-hydroxy naphthalene(195 mg, 1 mmol) and 2-bromo phenyl isocyanate(1 mmol) by general Method B. It was purified by dilution with methylene chloride and precipitation with hexane. Filtering afforded the title compound(0.030 g, 8%). EI-MS m/z 357(M+H)⁺

15

20

Example 41

Synthesis of N-(2-hydroxy-4-nitrophenyl)-N'-(2,3-methylenedioxyphenyl)urea

a)Preparation of 2,3-methylenedioxyphenylcarboxylic acid

A solution of 1,3-benzodioxole (3.09 g, 32 mmol) in dry ether (50 mL) was treated dropwise at -10^oC with 2.5 M n-butyllithium (15 mL, 35 mmol) in hexane. When the addition was complete, the mixture was stirred under reflux for one hour. After cooling to room temperature, it was added to crushed solid carbon dioxide, and after 24 hours, the residue was treated with 10 % aq. NaHCO₃ and ether. The alkali layer was separated, washed with ether, then acidified with cold concentrated HCl, and extracted with chloroform. The combined organic layers were dried over MgSO₄, filtered and concentrated under reduced pressure (1.1 g, 20 %). EI-MS m/z 167 (M+H)⁺

25

30

b)Preparation of N-(2-hydroxy-4-nitrophenyl)-N'-(2,3-methylenedioxyphenyl)urea

To a solution of the 2,3-methylenedioxyphenylcarboxylic acid in toluene, triethylamine (0.27 mL, 1.95 mmol) and diphenylphosphoryl azide (DPPA) (0.32 mL, 1.5 mmol) were added. The reaction mixture was stirred at 60^oC for 2 hours, then 2-amino-5-nitrophenol (250 mg, 1.5 mmol) was added. The reaction mixture was stirred

35

at 100°C for 18 hours. After the reaction mixture was cooled to room temperature, it was partitioned between 5 % citric acid and ethyl acetate. The organic layer was separated and the aqueous layer was extracted three times with ethyl acetate. The organic extracts were combined, dried over MgSO₄, filtered and concentrated under reduced pressure. Chromatography of the resulting solid on silica gel (hexane : ethyl acetate; 5:1) gave product (200 mg, 42 %). EI-MS m/z 318 (M+H)⁺

Example 42

Synthesis of N-(2-hydroxy 4-nitro phenyl) N'-(2-methoxy 3-chloro phenyl) urea

10 The urea was prepared from 2-hydroxy 4-nitro aniline(308 mg, 2 mmol) and 2-chloro 3-methoxy phenyl isocyanate(2 mmol) by general Method B. It was purified by dilution with methylene chloride and precipitation with hexane. Filtering afforded the title compound(0.48 g, 63%). EI-MS m/z 338(M+H)⁺

Example 43

Synthesis of N-(2-hydroxy 4-nitro phenyl) N'-(2-methyl phenyl) urea

15 The urea was prepared from 2-hydroxy 4-nitro aniline(308 mg, 2 mmol) and 2-methyl phenyl isocyanate(2 mmol) by general Method B. It was purified by dilution with methylene chloride and precipitation with hexane. Filtering afforded the title
20 compound(0.38 g, 53%). EI-MS m/z 288(M+H)⁺

Example 44

Synthesis of N(bis (2-hydroxy 4-nitro phenyl) N'-(dianisidine) diurea

25 The urea was prepared from 2-hydroxy 4-nitro aniline(616 mg, 4 mmol) and dianididine diisocyanate(2 mmol) by general Method B(except 2 equiv. of 4-nitro 2-hydroxy aniline was used instead of 1equiv.). The product was purified by dilution with methylene chloride and precipitation with hexane. Filtering afforded the title
30 compound(0.08 g, 6%).EI-MS m/z 605(M+H)⁺

Example 45

Synthesis of 4-methylene bis(N-(2-chloro phenyl) N'-(2-hydroxy 4-nitro phenyl) urea)

35 The urea was prepared from 2-hydroxy 4-nitro aniline(616 mg, 4 mmol) and 4-methylene bis(N-(2-chloro phenyl) diisocyanate(2 mmol) by general Method B(except 2 equiv. of 4-nitro 2-hydroxy aniline was used instead of 1equiv.). The product was purified by dilution with methylene chloride and precipitation with hexane. Filtering
afforded the title compound(0.10 g, 8%). EI-MS m/z 627(M+H)⁺

Example 46Synthesis of N-[2-hydroxy 4-(benzylamino)carbonyl phenyl]-N'-(2-bromophenyl)urea

5 a) Synthesis of N-(2-hydroxy 4-carboxylate phenyl) N'-(2-bromo phenyl) urea

The urea was prepared from 3-hydroxy 4-amino benzoic acid (3.69 g, 24 mmol) and 2-bromo phenyl isocyanate (24 mmol) by general Method B. It was purified by dilution of the DMF solution with methylene chloride and precipitation with hexane (4.0 g, 48%). EI-MS m/z 351 (M+H)⁺

10 b) Preparation of N-[4-(benzylamino)carbonyl-2-hydroxyphenyl]-N'-(2-

bromophenyl)urea To a solution of the N-(2-hydroxy 4-carboxylate phenyl) N'-(2-bromo phenyl) urea (200 mg, 0.58 mmol) in DMF (15 mL), EDC (121.9 mg, 0.58 mmol), HOBT (156.6 mg, 11.6 mmol) were added. The reaction mixture was stirred at room temperature for 16 hours. Then the benzyl amine (123 mg, 11.6 mmol) was added. The reaction mixture was stirred at same temperature for 24 hours. Then the reaction mixture was partitioned between water and ethyl acetate. The organic layer was separated and the aqueous layer was extracted three times with ethyl acetate. The organic extracts were combined, dried over MgSO₄, filtered and concentrated under reduced pressure. Chromatography of the resulting solid on silica gel (hexane : ethyl acetate; 1:1) gave benzylamino product (500 mg, 65 %). EI-MS m/z 441 (M+H)⁺

15
20

Example 47

Synthesis of N-(2-hydroxy 4-nitro phenyl) N'-(2-phenoxy phenyl) urea The urea was synthesized by the treatment of 2-phenoxyphenyl carboxylic acid (2 mmol,) with diphenyl phosphoryl azide (0.475 mL) and triethyl amine (.14 mL) in DMF at 80 °C after 24 hours the 2-amino 5-nitro phenol (1 equiv.) was added. The reaction was heated for 24 hours at 80°C. The reaction product was oiled out with hexane. The residue was dissolved in methanol and the solid was precipitated out with water. (180 mg, 24%) EI-MS m/z 364 (M-H)⁻

25
30

Example 48Synthesis of N-(2-hydroxy-4-fluoro phenyl) N'-(2-bromo phenyl) urea

a) Synthesis of 2-hydroxy 4-fluoro aniline

3-fluoro 6-nitro phenol (2 g, 11 mmol) was treated with 10% Pd/C (1 g) at 23 °C.

35 The reaction mixture was flushed with hydrogen gas and the reaction was allowed to

stir 12 h before it was filtered through celite. The filtrate was concentrated *in vacuo* to afford the title compound (1.4 g, 77%). EI-MS m/z 169(M+H)⁺

b) Synthesis of N-(2-hydroxy-4-fluoro phenyl) N'-(2-bromo phenyl) urea

The urea was prepared from 2-hydroxy 4-fluoro aniline(254 mg, 2 mmol) and
5 2-bromo phenyl isocyanate by general Method B. It was purified by dilution with methylene chloride and precipitation with hexane(173 mg, 26%). EI-MS m/z 325 (M+H)⁺

Example 49

10 Synthesis of N-(2-hydroxy 3,4-difluoro phenyl) N'-(2-bromo phenyl) urea

a) Synthesis of 2-hydroxy 3,4-difluoro aniline

2,3 difluoro 6-nitro phenol (2 g, 11 mmol) was treated with 10%Pd/C(1 g) at 23
°C. The reaction mixture was flushed with hydrogen gas and the reaction was allowed
to stir 12 h before it was filtered through celite. The filtrate was concentrated *in vacuo*
15 to afforded the title compound (1.6 g, 97%). EI-MS m/z 146(M+H)⁺

b) Synthesis of N-(2-hydroxy 3,4-difluoro phenyl) N'-(2-bromo phenyl) urea

The urea was prepared from 2-hydroxy 3,4-difluoro aniline(0.290 g, 2 mmol)
and 2-bromo phenyl isocyanate(0.4 g) by general Method B. It was purified by dilution
with methylene chloride and precipitation with hexane(0.254 g, 37%). EI-MS m/z
20 343(M+H)⁺

Example 50

Synthesis of N-(2-hydroxy 3-naphthyl) N'-(2-bromo phenyl) urea

The urea was prepared from 3-amino 2-hydroxy naphthalene(0.320 g, 2 mmol)
25 and 2-bromo phenyl isocyanate(.40 g) by general Method B. It was purified by dilution of the with methylene chloride and precipitation with hexane(0.339, 47%).EI-MS m/z 357(M+H)⁺

Example 51

30 Synthesis of N-(2-hydroxy 4-phenyl phenyl) N'-(2-bromo phenyl) urea

a) Synthesis of 2-nitro 5-phenyl phenol

A solution of 3-phenyl phenol(2 g, 11 mmol) in acetic acid was treated with
concentrated nitric acid drop-wise until all starting material was consumed. The
solution was partitioned between water and methylene chloride. The organic phase was
separated and the aqueous phase was extracted once more with methylene chloride. The
35 combined organic phases were dried over sodium sulfate, filtered and concentrated *in*

vacuo. The residue was purified by silica gel chromatography(ethyl acetate/hexanes) to afford desired (1.2 g, 50%). ¹H NMR (CDCl₃): δ 10.65(s, 1H), 8.18 (d, 1H, J = 10.0 Hz), 7.65 (d, 2H, J = 6.0 Hz), 7.49 (m, 3H), 7.34 (s, 1H), 7.10 (d, 1H, J=10.0Hz).

b)Synthesis of 2-amino 5-phenyl phenol

5 A solution of 2-nitro 5-phenyl phenol(1.2 g, 5.5 mmol) in methanol was treated with 10% Pd/C(1.2g). The reaction mixture was flushed with hydrogen and allowed to stir overnight. The reaction mixture was filtered through celite and the filtrate was concentrated *in vacuo* to afford desired (1.01 g, 98%).EI-MS m/z 186(M+H)⁺

c)Synthesis of N-(2-hydroxy 4-phenyl phenyl) N'-(2-bromo phenyl) urea

10 The urea was prepared from 2-hydroxy 4-phenyl aniline(0.185 g, 1 mmol) and 2-bromo phenyl isocyanate(0.198 g) by general Method B. It was purified by dilution of the DMF solution with methylene chloride and precipitation with hexane(215 mg, 56%).EI-MS m/z 383(M+H)⁺

15

Example 52

Synthesis of N-(2-hydroxy 4-methyl phenyl) N'-(2-bromo phenyl) urea

The urea was prepared from 2-hydroxy 4-methyl aniline(.274g, 2 mmol) and 2-bromo phenyl isocyanate(0.40 g, 2 mmol) by general Method B. It was purified by dilution of the DMF solution with methylene chloride and precipitation with
20 hexane(249 mg, 39%). EI-MS m/z 319(M-H)⁻

Example 53

Synthesis of N(2-hydroxy 4-nitro phenyl) N'-(2-phenylamino phenyl) urea The urea was synthesized by the treatment of 2-tertbutyldimethylsilyloxy 4-nitro phenyl
25 isocyanate(example 9a, 0.419g, 1.5 equiv.) with 2-anilino aniline(0.184 g, 1 equiv.) in THF overnight at 40 °C. The desired product precipitated out of the reaction mixture(30 mg, 8%). EI-MS m/z 365(M+H)⁺

Example 54

30 Synthesis of N-(2-hydroxy 3-carboxylate phenyl) N'-(2-bromo phenyl) urea

The urea was prepared from 2-hydroxy 3-amino benzoic acid(300 mg, 2 mmol) and 2-bromo phenyl isocyanate by general Method B. It was purified by dilution of the DMF solution with methylene chloride and precipitation with hexane(.287 g, 41%). EI-MS m/z 351(M+H)⁺

35

Example 55

Synthesis of N(2-sulphydryl 4-bromo phenyl) N'-(2-bromo phenyl) ureaa Synthesis of
2-amino 6-bromo thiazole

4-Bromo aniline(4.3 g, 25 mmol, 1 equiv.) and ammonium thiocyanate(5.7 g,
3equiv.) was dissolved in acetic acid and treated with bromine(4 g, 1equiv.) at room
5 temperature. After complete disappearance of starting material the reaction mixture
was poured into water and the solid was collected. The solid was used in the next step
without any purification(3.6 g, 46%). EI-MS m/z 229(M+H)⁺

b) Synthesis of bis (3-bromo 6-amino phenyl) disulfide

The 2-amino 6-bromo thiazole hydrobromide (500 mg, 1.6 mmol) in
10 water(5mL) was treated with KOH (2.5 g) was heated at reflux for 8 h at reflux. The
reaction mixture was then acidified to pH 4 with acetic acid and extracted with
methylene chloride. The methylene chloride mixture was concentrated *in vacuo*. The
residue was dissolved in DMSO and treated with I₂. After stirring overnight at room
15 temperature the reaction mixture was partitioned between methylene chloride and
saturated sodium bicarbonate. The methylene chloride layer was dried with magnesium
sulfate and concentrated *in vacuo*. The resulting solid was purified by flash
chromatography(ethyl acetate/hexane) to afford the title compound (230 mg, 34%). EI-
MS m/z 405(M+H)⁺

c) Synthesis of N(2-sulphydryl 4-bromo phenyl) N'-(2-bromo phenyl) urea

20 A solution of (3-bromo 6-amino phenyl) disulfide(201 mg, .5 mmol) in DMF
was treated with 2-bromo phenyl isocyanate(1 mmol) at 80 °C overnight. The reaction
mixture was diluted with methylene chloride and a solid was precipitated out with
hexanes. The solution was dissolved in MeOH and treated with NaBH₄. After gas
evolution ceased the reaction mixture was carefully acidified with 1N HCl and the
25 resulting solid was filtered(52 mg, 13%). EI-MS m/z 399 (M-H)⁻

Example 56

Synthesis of N-(2-hydroxy 4-nitro phenyl) N'-(2-iodo phenyl) urea

The urea was synthesized by the treatment of 2-iodo benzoic acid(5 g, 20 mmol)
30 with diphenyl phosphoryl azide(1 equiv.) and triethyl amine (1 equiv.) in DMF at 80
°C after gas evolution ceased the 5-nitro 2-amino phenol (3 g, 1 equiv.) was added. The
reaction was heated overnight at 80°C. The reaction mixture was purified by filtering
through a plug of silica with methylene chloride. The desired product was then
precipitated out with hexane. Filtering afforded the desired compound(1.08 g, 13%).
35 EI-MS m/z 398(M-H)⁻

Example 57Synthesis of N-(2-hydroxy 4-nitro phenyl) N'-(2-bromo phenyl) thiourea

The thiourea was synthesized by treatment of the 2-*tert*-butyldimethylsilyloxy 4-nitro phenyl thioisocyanate(see example 9a , 3.73 mmol) with 2-bromo aniline in
5 toluene at 88°C over 36 h. The solution was concentrated and the residue was purified
by flash chromatography(EtOAc/Hexanes). The fraction slightly lower *r_f* than starting
material contained the desired compound. This fraction was concentrated and then
treated with triethyl amine hydrofluoride in acetonitrile for 15 minutes at 23 °C. The
10 reaction mixture was then concentrated *in vacuo* and the residue was purified by flash
chromatography(ethyl acetate/hexanes) to give N-(2-hydroxy 4-nitro phenyl) N'-(2-
bromo phenyl) thiourea(52 mg, 4%) . EI-MS *m/z* 369(M+H)⁺

Example 58Synthesis of N-(2-phenylsulfamido) 4-cyanophenyl N'-(2-bromo phenyl) urea

15 a)Synthesis of 3-(phenylsulfamido) benzonitrile

The of 3-(phenylsulfamido) benzonitrile was synthesized from the 3-cyano
aniline (23.9 g, .2 mol) by Method C. It was purified by recrystallization from
EtOH(15.8 g, 31%). ¹H NMR (CDCl₃): δ 7.95(s, 1H), 7.84 (d, 2H, J = 8.0 Hz), 7.59 (t,
1H, J = 8.0 Hz), 7.45 (m, 2H), 7.35 (m, 4H).

20 b)Synthesis of 3-(phenylsulfamido) 4-nitro benzonitrile

The 3-(phenylsulfamido) benzonitrile(10 g, 39 mmol) was dissolved in acetic
anhydride and treated with concentrated nitric acid dropwise at room temperature until
all the starting material had been consumed. The reaction mixture was then quenched by
carefully pouring it into sodium bicarbonate and left to sit until all gas evolution had
25 subsided. It was then partitioned between methylene chloride and water. The organic
layer was dried over sodium sulfate and filtered. The reaction mixture was
concentrated *in vacuo*, absorbed onto silica gel and purified by column
chromatography(methylene chloride/hexane) to afford the title compound (1.7g, 15%).
EI-MS *m/z* 302(M+H)⁺

30 c)Synthesis of 3-(phenylsulfamido) 4-amino benzonitrile

The 3-(phenylsulfamido) 4-nitro benzonitrile(1.5 g, 4.9 mmol) was treated with
tin chloride dihydrate in EtOH at 80 °C for 12h. It was then concentrated and flushed
through a plug of silica gel with 5% methanol/methylene chloride. The filtrate was
absorbed onto silica gel and purified by flash chromatography(ethyl acetate/hexane) to
35 afford the title compound (0.9 g, 60%). EI-MS *m/z* 274 (M+H)⁺

d)Synthesis of N-(2-phenylsulfamido) 4-cyanophenyl N'-(2-bromo phenyl) urea

The urea was synthesized from 2-(phenylsulfamido) 4-amino benzonitrile(77 mg, 0.28 mmol) and 2-bromo phenyl isocyanate by general Method C. It was purified by column chromatography(ethyl acetate/hexane) to afford the title compound (30 mg, 22%). EI-MS m/z 469(M-H)⁻

5

Example 59

Synthesis of N-(2-(phenyl sulfamido) phenyl) N'-(2-bromo phenyl) urea

a)Synthesis of 2-(phenyl sulfamido) aniline

The sulfonamide was synthesized from phenyl sulfonyl chloride(0.01 mmol) and o-phenylene diamine(1.08 g, 0.01 mmol) by general Method C. It was purified by recrystallization from EtOH(1.0 g, 40%).EI-MS m/z 249(M+H)⁺

b)Synthesis of N-(2-(phenyl sulfamido) phenyl) N'-(2-bromo phenyl) urea

The urea was synthesized 2-(phenyl sulfamido) aniline(1 mmol) and 2-bromo phenyl isocyanate by general Method B. It was purified by dilution with methylene chloride and precipitation with hexane. Filtering afforded the desired compound(0.234 g, 52%).EI-MS m/z 446(M+H)⁺

15

Example 60

Synthesis of N-(2-(styryl sulfamido) phenyl) N'-(2-bromo phenyl) urea

20 a)Synthesis of 2-(styryl sulfamido) aniline

The sulfonamide was synthesized from styryl sulfonyl chloride(0.01 mol) and o-phenylene diamine(0.01 mol) by general Method C. It was purified by recrystallization from EtOH(1.2 g, 60%)EI-MS m/z 199(M+H)⁺.

b)Synthesis of N-(2-(styryl sulfamido) phenyl) N'-(2-bromo phenyl) urea

The urea was synthesized from 2-(styryl sulfamido) aniline(1 mmol) and 2-bromo phenyl isocyanate(1 mmol) by general Method B. It was purified by dilution with methylene chloride and precipitation with hexane. Filtering afforded the desired compound(0.309 g, 65%). EI-MS m/z 472(M+H)⁺

25

30

Example 61

Synthesis of 2-[(3,4 dimethoxyphenyl)sulfonyl amino] phenyl) N'-(2-bromo phenyl) urea

a)Synthesis of 2-[(3,4-dimethoxyphenyl)sulfonyl amino]phenyl aniline

The sulfonamide was synthesized from 3,4-dimethoxy phenyl sulfonyl chloride(0.01 mol) and o-phenylene diamine by general Method C. It was purified by recrystallization from EtOH(0.65 g, 21%). EI-MS m/z 309(M+H)⁺.

35

b) Synthesis of 2-[(3,4-dimethoxyphenyl)sulfonylamino]phenyl N'-(2-bromo phenyl) urea

The urea was synthesized from 2-[(3,4-dimethoxyphenyl)sulfonyl amino]phenyl aniline (1 mmol) and 2-bromo phenyl isocyanate by general Method B. It was purified by dilution with methylene chloride and precipitation with hexane. Filtering afforded the desired compound (0.062 g, 12%). EI-MS m/z 504 (M-H)⁻

Example 62

Synthesis of N-(2-[(4-acetamidophenyl)sulfonylamino]phenyl) N'-(2-bromo phenyl) urea

a) Synthesis of 2-[(4-acetamidophenyl)sulfonylamino]phenyl aniline

The sulfonamide was synthesized from 4-acetamidophenyl sulfonyl chloride (0.01 mol) and o-phenylene diamine (0.01 mol) by general Method C. It was purified by recrystallization from EtOH (1.27 g, 40%) EI-MS m/z 304 (M-H)⁻.

b) Synthesis of N-(2-[(4-acetamidophenyl)sulfonyl]amino)phenyl N'-(2-bromo phenyl) urea

The urea was synthesized from 2-[(4-acetamidophenyl)sulfonylamino]phenyl aniline (1 mmol) and 2-bromo phenyl isocyanate (1 mmol) by general Method B. It was purified by dilution with methylene chloride and precipitation with hexane. Filtering afforded the desired compound (0.12 g, 24%). EI-MS m/z 501 (M-H)⁻

Example 63

Synthesis of N-(2-(2-thiophene sulfamido)phenyl) N'-(2-bromo phenyl) urea

a) Synthesis of 2-(2-thiophene sulfamido) aniline

The sulfonamide was synthesized from 2-thiophene sulfonyl chloride (0.01 mol) and o-phenylene diamine (0.01 mol) by general Method C. It was purified by recrystallization from EtOH (0.77 g, 30%). EI-MS m/z 255 (M+H)⁺

b) Synthesis of N-(2-(2-thiophene sulfonyl amino)phenyl) N'-(2-bromo phenyl) urea

The urea was synthesized from 2-(2-thiophene sulfonyl amino) aniline (1 mmol) and 2-bromo phenyl isocyanate (1 mmol) by general Method B. It was purified by dilution with methylene chloride and precipitation with hexane. Filtering afforded the desired compound (0.29 g, 64%). EI-MS m/z 450 (M-H)⁻

Example 64

Synthesis of N-(2-(3-tolyl sulfonyl amino)phenyl) N'-(2-bromo phenyl) urea

a) Synthesis of 2-(3-tolyl sulfonyl amino) aniline

The sulfonamide was synthesized from 3-tolyl sulfonyl chloride(0.01 mol) and o-phenylene diamine(0.01 mol) by general Method C. It was purified by recrystallization from EtOH(0.73g, 28%).EI-MS m/z 263 (M+H)⁺

b)Synthesis of N-(2-((3-tolyl sulfonyl amino) phenyl) N'-(2-bromo phenyl) urea

5 The urea was synthesized from 2-(3-tolyl sulfonyl amino) aniline(1 mmol) and 2-bromo phenyl isocyanate(1 mmol) by general Method B. It was purified by dilution with methylene chloride and precipitation with hexanes. It was recrystallized two times with EtOH(25 mg, 5%). EI-MS m/z 458(M-H)⁻

10 Example 65

Synthesis of N-(2-(8-quinolinyl sulfonyl amino) phenyl) N'-(2-bromo phenyl) urea

a)Synthesis of 2-(8-quinolinyl sulfonyl amino) aniline

The sulfonamide was synthesized from 8-quinolinyl sulfonyl chloride(0.01 mol) and o-phenylene diamine(0.01 mol) by general Method C. It was purified by
15 recrystallization from EtOH(0.82 g, 27%).EI-MS m/z 300 (M+H)⁺

b)Synthesis of N-(2-(8-quinolinyl) sulfonyl amino) phenyl) N'-(2-bromo phenyl) urea

The urea was synthesized from 2-((8-quinolinyl) sulfonyl amino) aniline(1 mmol) and 2-bromo phenyl isocyanate(1 mmol) by general Method B. It was purified by dilution with methylene chloride and precipitation with hexane. Filtering afforded
20 the desired compound(0.23 g, 46%).EI-MS m/z 495(M-H)⁻

Example 66

Synthesis of N-(2-(benzyl sulfonyl amino) phenyl) N'-(2-bromo phenyl) urea

a)Synthesis of 2-(benzyl sulfonyl amino) aniline

25 The sulfonamide was synthesized from benzyl sulfonyl chloride(0.01 mol) and o-phenylene diamine(0.01 mol) by general Method C. It was purified by recrystallization from EtOH(0.87g, 33%). EI-MS m/z 263(M+H)⁺.

b)Synthesis of N-(2-(benzyl sulfonyl amino) phenyl) N'-(2-bromo phenyl) urea

The urea was synthesized from 2-(benzyl sulfonyl amino) aniline(1 mmol)
30 and 2-bromo phenyl isocyanate(1mmol) by general Method B. It was purified by dilution with methylene chloride and precipitation with hexane. Filtering afforded the desired compound(0.11 g, 23%). EI-MS m/z 460 (M+H)⁺

Example 67

35 Synthesis of N-(2-hydroxy-4-azidophenyl)-N'-(2-methoxyphenyl)urea

a)Synthesis of N-(2-hydroxy-4-aminophenyl)-N'-(2-methoxyphenyl)urea

To a solution of N-(2-hydroxy-4-nitro phenyl)-N'-(2-methoxyphenyl)urea(1.0 g, example 15) in methanol, palladium (on activated carbon, 10%) (100 mg) was added. Then the reaction mixture was hydrogenated under a hydrogen balloon for 18 hours. The solid was filtered off by celite and washed three times by methanol. The filtrate was concentrated under reduced pressure to give amine compound (0.8 g, 89%). EI-MS m/z 274 (M+H)⁺

b) Synthesis of N-(2-hydroxy-4-azidophenyl)-N'-(2-methoxyphenyl)urea

The N-(2-hydroxy-4-aminophenyl)-N'-(2-methoxyphenyl)urea (300 mg, 1.17 mmol) was added to HCl/H₂O (1.17 mL/2.34 mL), cooled to 0°C. Sodium nitrite (80.7 mg, 1.17 mmol) was added to the reaction mixture. The reaction mixture was stirred at 0°C for 30 minutes. The sodium azide (76 mg, 1.17 mmol) was added to reaction mixture and it was warmed to room temperature. The reaction mixture was stirred at room temperature for 18 hours. Then it was extracted with three times by ethyl acetate. The organic extracts were combined, dried over MgSO₄, filtered and concentrated under reduced pressure and chromatography of the resulting solid on silica gel (hexane : ethyl acetate; 5:1) gave product (125 mg, 38%). EI-MS m/z 300 (M+H)⁺

Example 68

Preparation of N-[2-hydroxy-5-cyanophenyl]-N'-[2-bromophenyl] urea

20 a) Preparation of 2-amino-4-cyanophenol

To a solution of 2-nitro-4-cyanophenol(10g, 61mmol) in methanol(250mL) was added 10% Pd/C (1g). The mixture was flushed with argon, then hydrogen was bubbled through the solution for 10 min. and a hydrogen atmosphere was maintained at balloon pressure overnight. The mixture was filtered through celite and the celite was washed with methanol. The solvent was evaporated and chromatography of the resulting solid on silica gel (5%MeOH/ CH₂Cl₂) gave the desired product(8.0 g, 97%).¹H NMR (CD₃OD): d 6.96 (d, 1H), 6.90 (dd, 1H), 6.77 (d, 1H).

b) Preparation of N-[2-hydroxy-5-cyanophenyl]-N'-[2-bromophenyl] urea

N-[2-hydroxy-5-cyanophenyl]-N'-[2-bromophenyl] urea was prepared from 2-amino-4-cyanophenol(268mg, 2.00 mmol) according to the procedure in General Method B. The product was purified by precipitation from methylene chloride/hexane(1/20) and filtering. (540mg,81%).¹H NMR (CD₃OD): d 8.10 (d, 1H), 7.87 (d, 1H), 7.43 (d, 1H), 7.20 (t, 1H), 7.09 (d, 1H), 6.86 (t, 1H), 6.77 (d, 1H).

35

Example 69

Preparation of N-[2-hydroxy-3-fluorophenyl]-N'-[2-bromophenyl] urea

a)Preparation of 2-amino-3-fluorophenol

To a solution of 2-nitro-3-fluorophenol(1g, 6.4mmol) in methanol(250mL) was added 10% Pd/C (1g). The mixture was flushed with argon, then hydrogen was bubbled through the solution for 10 min. and a hydrogen atmosphere was maintained at balloon pressure overnight. The mixture was filtered through celite and the celite was washed with methanol. The solvent was evaporated and chromatography of the resulting solid on silica gel (5%MeOH/ CH₂Cl₂) gave the desired product(650 mg, 80.2 %). ¹H NMR (CD₃OD): d 6.41-6.17 (m, 3H).

b)Preparation of N-[2-hydroxy-3-fluorophenyl]-N'-[2-bromophenyl] urea

N-[2-Hydroxy-3-fluorophenyl]-N'-[2-bromo phenyl] urea was prepared from 2-amino-3-fluorophenol (254mg, 2.00 mmol) according to the procedure in General Method B. The product was purified by precipitation from methylene chloride/hexane(1/20) and filtering. (500 mg, 77%). ¹H NMR (CD₃OD): d 8.05 (d, 1H), 7.50 (d, 1H), 7.26 (t, 1H), 7.18 (d, 1H), 6.92 (t, 1H), 6.86-6.68 (m, 2H).

Example 70Preparation of N-2-[1-hydroxyfluorene]-N'-[2-bromophenyl] urea

a)Preparation of 2-amino-1-hydroxyfluorene

To a solution of 1-hydroxy-2-nitrofluorene(250 mg, 1.23mmol) in methanol(250mL) was added 10% Pd/C (1g). The mixture was flushed with argon, then hydrogen was bubbled through the solution for 10 min. and a hydrogen atmosphere was maintained at balloon pressure overnight. The mixture was filtered through celite and the celite was washed with methanol. The solvent was evaporated and chromatography of the resulting solid on silica gel (5%MeOH/ CH₂Cl₂) gave the desired product(171 mg, 81.2 %). ¹H NMR (CD₃OD): d 7.60 (d, 1H), 7.47 (d, 1H), 7.28 (t, 1H), 7.18 (m, 2H), 6.82 (d, 1H), 3.76 (s, 2H).

b)Preparation of N-2-[1-hydroxyfluorene]-N'-[2-bromophenyl] urea

N-2-[1-hydroxyfluorene]-N'-[2-bromo phenyl] urea was prepared from 2-amino-1- hydroxyfluorene (170mg, 0.86 mmol) according to the procedure in General Method B. The product was purified by chromatography of the resulting solid on silica gel (30%EtOAc/ Hexane) to give the desired product (300mg, 84.5%). ¹H NMR (CD₃Cl): d 8.04 (d, 1H), 7.66 (d, 1H), 7.49 (t, 2H), 7.35-7.20 (m, 4H), 7.09 (d, 1H), 6.90 (t, 1H).

Example 71

Preparation of N-3-[2-hydroxy-9,10-anthraquinonyl]-N'-[2-bromophenyl] urea N-3-[2-Hydroxy-9,10-anthraquinonyl]-N'-[2-bromophenyl] urea was prepared from 2-hydroxy-3-aminoanthraquinone(480mg, 2.00 mmol) according to the procedure in General Method B. The product was purified by precipitation from methylene chloride/
5 hexane(1/20) and filtering. (610mg, 70%). ¹H NMR (CD₃OD): d 8.93 (s,1H), 8.12 (m, 2H), 8.02 (d, 1H), 7.77 (m, 2H), 7.61 (d, 1H), 7.52 (s, 1H), 7.38 (t, 1H), 7.05 (t, 1H).

Example 72

10 Preparation of N-[2-hydroxy-3-fluoro-5-bromophenyl]-N'-[2-bromophenyl] urea

a)Preparation of 2-amino-6-fluoro-4-bromophenol

A mixture of 4-bromo-2-fluoro 6-nitrophenol(1g, 4.2mmol) and tin (II) chloride (4.78 g, 21.2mmol) in ethanol(50mL) was heated at 80°C under argon. After 2 hours, the starting material had disappeared and the solution was allowed to cool down and
15 then poured into ice. The pH was made slightly basic (pH7-8), by addition of solid NaOH, before being extracted with ethyl acetate. The organic phase was washed with brine, dried over MgSO₄ and filtered. The solvent was evaporated and chromatography of the resulting solid on silica gel (4%MeOH/ CH₂Cl₂) gave the desired product(710 mg, 82 %). ¹H NMR (CD₃OD): d 6.51-6.40 (m, 2H).

20 b)Preparation of N-[2-hydroxy-3-fluoro-5-bromophenyl]-N'-[2-bromophenyl] urea

N-[2-hydroxy-3-fluoro-5-bromophenyl]-N'-[2-bromophenyl] urea was prepared from 2-amino-6-fluoro-4-bromophenol (254mg, 2.00 mmol) according to the procedure in General Method B. The product was purified by precipitation from methylene chloride/ hexane(1/20) and filtering. (500 mg, 77%). ¹H NMR (CD₃OD): d 7.98 (s,
25 1H), 7.91 (d, 1H), 7.60 (d, 1H), 7.33 (t, 1H), 7.00 (t, 1H), 6.94 (d, 1H).

Example 73

Preparation of N-[2-hydroxy-3-chlorophenyl]-N'-[2-bromophenyl] urea

a)Preparation of 2-amino-3-chlorophenol

30 A mixture of 3-chloro-2-nitrophenol(250 mg, 1.4mmol) and tin (II) chloride (1.2 g, 5.3mmol) in ethanol(50mL) was heated at 80_C under argon. After 2 hours, the starting material has disappeared and the solution was allowed to cool down and then poured into ice. The pH was made slightly basic (pH7-8), by addition of solid NaOH, before being extracted with ethyl acetate. The organic phase was washed with brine,
35 dried over MgSO₄ and filtered. The solvent was evaporated and chromatography of the

resulting solid on silica gel (4%MeOH/ CH₂Cl₂) gave the desired product(143 mg, 69 %). ¹H NMR (CD₃OD): d 6.75 (t,1H), 6.70 (d, 1H), 6.65 (d, 1H).

b)Preparation of N-[2-hydroxy-3-chlorophenyl]-N'-[2-bromophenyl] urea

N-[2-hydroxy-3-chlorophenyl]-N'-[2-bromophenyl] urea was prepared from 2-amino-3-chlorophenol (143mg, 1.00 mmol) according to the procedure in General Method B. The product was purified by chromatography of the resulting solid on silica gel (30%EtOAc/ Hexane) to give the desired product(195mg, 57%). ¹H NMR (CD₃OD): d 7.81 (d, 1H), 7.68 (d, 1H), 7.47 (d, 1H), 7.20 (t, 1H), 6.90 (m, 2H), 6.70 (t, 1H).

10

Example 74

Preparation of N-[2-hydroxy-3-trifluoromethylphenyl]-N'-[2-bromophenyl] urea
Preparation of 2-nitro-6-trifluoromethylphenol

2-trifluoromethylphenol (3.00g, 18.5mmol) was dissolved in methylene chloride(40mL) followed by the addition of sodium nitrate (1.73g, 20.4mmol). The addition of sulfuric acid (23 mL/ 3M) was then made, followed by addition of a catalytic amount of sodium nitrite. The mixture was allowed to stir. After 24 hours, the reaction mixture was diluted with methylene chloride and extracted with water. The organic layer was dried over MgSO₄ and filtered. The solvent was evaporated and chromatography of the resulting solid on silica gel (4%MeOH/ CH₂Cl₂) gave the desired product(1.84 g, 47 %). ¹H NMR (CD₃COCD₃): d 8.35 (d,1H), 7.95 (d, 1H), 7.13 (t, 1H).

15

20

b)Preparation of 2-amino-6- trifluoromethylphenol

A mixture of 6-trifluoromethyl-2-nitrophenol(1.84 g, 8.67mmol) and tin (II) chloride (6.0 g, 26.2 mmol) in ethanol(150mL) was heated at 80°C under argon. After 2 hours, the starting material has disappeared and the solution was allowed to cool down and then poured into ice. The pH was made slightly basic (pH7-8), by addition of solid NaOH, before being extracted with ethyl acetate. The organic phase was washed with brine, dried over MgSO₄ and filtered. The solvent was evaporated and chromatography of the resulting solid on silica gel (4%MeOH/ CH₂Cl₂) gave the desired product(1.35 g, 88 %). ¹H NMR (CD₃OD): d 6.93 (d, 1H), 6.82 (t, 1H), 6.78 (d, 1H).

25

30

c)Preparation of N-[2-hydroxy-3- trifluoromethylphenyl]-N'-[2-bromophenyl] urea

N-[2-hydroxy-3-trifluoromethylphenyl]-N'-[2-bromophenyl] urea was prepared from 2-amino-6-trifluoromethylphenol (280mg, 1.60 mmol) according to the procedure in General Method B. The product was purified by precipitation from methylene

35

chloride/ hexane(1/20) and filtering. (390mg, 65%). ¹H NMR (CD₃OD): d 7.99 (d, 1H), 7.60 (d, 1H), 7.58 (d, 1H), 7.34 (t, 1H), 7.30 (d, 1H), 7.00 (t, 1H), 6.96 (d, 1H).

Example 75

5 Preparation of N-[3,4 diphenyl-2-hydroxyphenyl]-N'-[2-bromophenyl] urea

N-[3,4 diphenyl-2-hydroxyphenyl]-N'-[2-bromophenyl] urea was prepared from 2-amino-5,6 diphenylphenol (50mg, 0.19 mmol) according to the procedure in General Method B. The product was purified by precipitation from methylene chloride/hexane(1/20) and filtering (61mg, 69%). ¹H NMR (CD₃OD): d 7.97 (d, 1H), 7.66 (d, 10 1H), 7.58 (d, 1H), 7.31 (t, 1H), 7.25-7.00 (m, 11H), 6.91 (d, 1H).

Example 76

Preparation of N-[2-hydroxy-3-glycinemethylestercarbonylphenyl]-N'-[2-bromophenyl] urea

15 N-[2-hydroxy-3-glycinemethylestercarbonylphenyl]-N'-[2-bromophenyl] urea was prepared from 6-glycinemethylestercarbonyl-2-aminophenol (50mg, 0.22 mmol), purchased from the University of New Hampshire, according to the procedure in General Method B. The product was purified by precipitation from methylene chloride/hexane(1/20) and filtering (65mg, 69%). ¹H NMR (CD₃OD): d 8.14 (d, 1H), 7.96 (d, 20 1H), 7.49 (d, 1H), 7.24 (t, 2H), 6.89 (dd, 1H), 6.81 (t, 1H), 4.10 (s,2H), 3.74 (s,3H).

Example 77

Preparation of N-[2-hydroxy-3-glycinecarbonylphenyl]-N'-[2-bromophenyl] urea N-[2-Hydroxy-3-glycinecarbonylphenyl]-N'-[2-bromophenyl] urea was prepared from N-[2-25 hydroxy-3-glycinemethylestercarbonylphenyl]-N'-[2-bromophenyl] urea(50mg, 0.12 mmol) by stirring in a 3/1 ratio of methanol/water (10 mL). Addition of 1 equiv. of lithium hydroxide was added and stirring continued until the starting material had disappeared. (45mg, 92%). The product was purified by chromatography of the resulting solid on silica gel (9/1/0.1 CH₂Cl₂/ MeOH/ AcOH) to give the desired 30 product(195mg, 57%). ¹H NMR (CD₃OD): d 8.14 (d, 1H), 7.92 (d, 1H), 7.60 (d, 1H), 7.46 (d, 1H), 7.34 (t, 1H), 7.04 (t, 1H), 6.82 (t, 1H), 3.96 (2H).

Example 78

Preparation of N-[2-hydroxy-3,5-dichlorophenyl]-N'-[2-bromophenyl] urea

35 a)Preparation of 2-amino-4,6-dichlorophenol

A mixture of 4,6-dichloro-2-nitrophenol(1 g, 4.8mmol) and tin (II) chloride (3.2 g, 14.4mmol) in ethanol(50mL) was heated at 80° C under argon. After 2 hours, the starting material had disappeared and the solution was allowed to cool down and then poured into ice. The pH was made slightly basic (pH7-8), by addition of solid NaOH, before being extracted with ethyl acetate. The organic phase was washed with brine, dried over MgSO₄ and filtered. The solvent was evaporated and chromatography of the resulting solid on silica gel (4%MeOH/ CH₂Cl₂) gave the desired product(685 mg, 80 %). ¹H NMR (CD₃OD): d 6.75 (s,1H), 6.61 (s, 1H).

b)Preparation of N-[2-hydroxy-3,5-dichlorophenyl]-N'-[2-bromophenyl] urea

N-[2-Hydroxy-3,5-dichlorophenyl]-N'-[2-bromophenyl] urea was prepared from 2-amino-4,6-dichlorophenol (143mg, 1.00 mmol) according to the procedure in General Method B. The product was purified by precipitation from methylene chloride/hexane(1/20) and filtering. (660mg, 88%). ¹H NMR (CD₃OD): d 7.96 (s, 1H), 7.89 (d, 1H), 7.60 (d, 1H), 7.35 (t, 1H), 7.00 (t, 1H), 6.95 (dd, 1H).

15

Example 79

Preparation of N-[2-hydroxy-3-nitrophenyl]-N'-[2-bromophenyl] ureaN-[2-Hydroxy-3-nitrophenyl]-N'-[2-bromophenyl] urea was prepared from 2-hydroxy-3-nitroaniline (1.25g, 8.1 mmol) according to the procedure in General Method B. The product was purified by precipitation from methylene chloride/ hexane(1/20) and filtering. (2.4g, 84%). ¹H NMR (CD₃OD): d 8.45 (d, 1H), 7.94 (d, 1H), 7.78 (d, 1H), 7.60 (d, 1H), 7.35 (t, 1H), 7.01 (m, 2H).

20

Example 80

Preparation of N-[2-hydroxy-4-naphthalenesulfonic acid]-N'-[2-bromophenyl] urea

N-[2-hydroxy-4-naphthalenesulfonic acid]-N'-[2-bromophenyl] urea was prepared from 1-amino-2-hydroxy-4-naphthalenesulfonic acid (0.48g, 2.0 mmol) according to the procedure in General Method B and the addition of 1mL of triethylamine The product was purified by precipitation from methylene chloride/hexane(1/20) and filtering. (690 mg, 79%). ¹H NMR (CD₃OD): d 8.14 (s, 1H), 8.04 (d, 1H), 7.98 (m, 2H), 7.61-7.55 (m, 3H), 7.43 (t, 1H), 6.98 (t, 1H).

30

Example 81

Preparation of N-[2-hydroxy-5-naphthalenesulfonic acid]-N'-[2-bromophenyl] urea

N-3-[2-hydroxy-5-naphthalenesulfonic acid]-N'-[2-bromophenyl] urea was prepared from 2-amino-3-hydroxy-6-naphthalenesulfonic acid (0.48g, 2.0 mmol)

35

according to the procedure in General Method B and the addition of 1mL of triethylamine The product was purified by precipitation from methylene chloride/hexane(1/20) and filtering. (715 mg, 82%). ¹H NMR (CD₃OD): d 8.09 (s, 1H), 7.96 (d, 1H), 7.65-7.48 (m, 3H), 7.36 (t, 1H), 7.25 (s, 1H), 7.04 (m, 2H).

5

Example 82

Preparation of N-[2-hydroxy-3,4-dichlorophenyl]-N'-[2-bromophenyl] urea

a)Preparation of 2-nitro-5,6 dichlorophenol

2,3-dichlorophenol (3.26g, 20mmol) was dissolved in methylene chloride(40mL) followed by the addition of sodium nitrate (1.88g, 22mmol). The addition of sulfuric acid (20mL/ 3M) was then made, followed by addition of a catalytic amount of sodium nitrite. The mixture was allowed to stir. After 24 hours, the reaction mixture was diluted with methylene chloride and extracted with water. The organic layer was dried over MgSO₄ and filtered. The solvent was evaporated and chromatography of the resulting solid on silica gel (4%MeOH/ CH₂Cl₂) gave the desired product(1.8 g, 44 %). ¹H NMR (CD₃COCD₃): d 8.04 (d,1H), 7.15 (d, 1H).

15

b)Preparation of 2-amino-5,6 dichlorophenol

A mixture of 5,6-dichloro-2-nitrophenol(1.8 g, 8.7mmol) and tin (II) chloride (5.8 g, 26.1mmol) in ethanol(50mL) was heated at 80_C under argon. After 2 hours, the starting material had disappeared and the solution was allowed to cool down and then poured into ice. The pH was made slightly basic (pH7-8), by addition of solid NaOH, before being extracted with ethyl acetate. The organic phase was washed with brine, dried over MgSO₄ and filtered. The solvent was evaporated and chromatography of the resulting solid on silica gel (4%MeOH/ CH₂Cl₂) gave the desired product(1.4 mg, 90 %). ¹H NMR (CD₃OD): d 6.71 (d, 1H), 6.45 (d, 1H).

20

25

c)Preparation of N-[2-hydroxy-3,4-dichlorophenyl]-N'-[2-bromophenyl] urea

N-[2-Hydroxy-3,4-dichlorophenyl]-N'-[2-bromophenyl] urea was prepared from 2-amino-5,6-dichlorophenol (350mg, 2.00 mmol) according to the procedure in General Method B. The product was purified by precipitation from methylene chloride/hexane(1/20) and filtering. (670mg, 89%). ¹H NMR (CD₃OD): d 7.90 (d, 1H), 7.85 (d, 1H), 7.59 (d, 1H), 7.31 (t, 1H), 6.99 (t, 1H), 6.96 (d, (1H).

30

Example 83

Preparation of N-[2-hydroxy-3-cyanophenyl]-N'-[2-bromophenyl] urea

a)Preparation of 2-nitro-6-cyanophenol

35

2-cyanophenol (2.38g, 20mmol) was dissolved in methylene chloride(40mL) followed by the addition of sodium nitrate (1.88g, 22mmol). The addition of sulfuric acid (20mL/ 3M) was then made, followed by addition of a catalytic amount of sodium nitrite. The mixture was allowed to stir. After 24 hours, the reaction mixture was diluted with methylene chloride and extracted with water. The organic layer was dried over MgSO₄ and filtered. The solvent was evaporated and chromatography of the resulting solid on silica gel (4%MeOH/ CH₂Cl₂) gave the desired product(1.4 g, 42 %).
5 ¹H NMR (CD₃COCD₃): d 8.47 (d,1H), 8.15 (d, 1H), 7.30 (t, 1H).

b)Preparation of 2-amino-6-cyanophenol

10 A mixture of 6-cyano-2-nitrophenol(600 mg, 1.0mmol) and tin (II) chloride (3.2 g, 14.4mmol) in acetic acid(50mL) was heated at 80_C under argon. After 2 hours, the starting material has disappeared and the solution was allowed to cool down and then poured into ice. The pH was made slightly basic (pH7-8), by addition of solid NaOH, before being extracted with ethyl acetate. The organic phase was washed with brine,
15 dried over MgSO₄ and filtered. The solvent was evaporated and chromatography of the resulting solid on silica gel (4%MeOH/ CH₂Cl₂) gave the desired product(365 mg, 75 %). ¹H NMR (CD₃OD): d 6.92 (d, 1H), 6.85-6.69 (m,2H).

c)Preparation of N-[2-hydroxy-3-cyanophenyl]-N'-[2-bromophenyl] urea

20 N-[2-Hydroxy-3-cyanophenyl]-N'-[2-bromophenyl] urea was prepared from 2-amino-6-cyanophenol (134mg, 1.00 mmol) according to the procedure in General Method B. The product was purified by precipitation from methylene chloride/hexane(1/20) and filtering. (260mg, 78%). ¹H NMR (CD₃OD): d 7.98 (d, 1H), 7.74 (d, 1H), 7.57 (d, 1H), 7.30 (t, 1H), 7.22 (d, 1H), 6.98 (t, 1H), 6.94 (t, (1H).

25

Example 84

Preparation of N-[2-hydroxy-4-cyanophenyl]-N'-[2-bromophenyl] urea

a)Preparation of 2-nitro-5-cyanophenol

30 3-cyanophenol (2.38g, 20mmol) was dissolved in methylene chloride(40mL) followed by the addition of sodium nitrate (1.88g, 22mmol). The addition of sulfuric acid (20mL/ 3M) was then made, followed by addition of a catalytic amount of sodium nitrite. The mixture was allowed to stir. After 24 hours, the reaction mixture was diluted with methylene chloride and extracted with water. The organic layer was dried over MgSO₄ and filtered. The solvent was evaporated and chromatography of the resulting solid on silica gel (4%MeOH/ CH₂Cl₂) gave the desired product(910 mg, 28
35 %). ¹H NMR (CD₃COCD₃): d 8.30 (d,1H), 7.67 (s,1H), 7.49 (d, 1H).

b)Preparation of 2-amino-5-cyanophenol

A mixture of 5-cyano-2-nitrophenol(250 mg, 1.5mmol) and tin (II) chloride (3.2 g, 14.4mmol) in ethanol(50mL) was heated at 80_C under argon. After 2 hours, the starting material has disappeared and the solution was allowed to cool down and then poured into ice. The pH was made slightly basic (pH7-8), by addition of solid NaOH,
5 before being extracted with ethyl acetate. The organic phase was washed with brine, dried over MgSO₄ and filtered. The solvent was evaporated and chromatography of the resulting solid on silica gel (4%MeOH/ CH₂Cl₂) gave the desired product(175 mg, 86 %). ¹H NMR (CD₃OD): d 7.00 (d, 1H), 6.88 (s,1H), 6.69 (d, 1H).

c)Preparation of N-[2-hydroxy-4-cyanophenyl]-N'-[2-bromophenyl] urea

10 N-[2-Hydroxy-4-cyanophenyl]-N'-[2-bromophenyl] urea was prepared from 2-amino-5-cyanophenol (170mg, 1.27 mmol) according to the procedure in General Method B. The product was purified by precipitation from methylene chloride/hexane(1/20) and filtering (310mg, 74%). ¹H NMR (CD₃OD): d 8.25 (d, 1H), 7.91 (d, 1H), 7.59 (d, 1H), 7.33 (t, 1H), 7.17 (d, 1H), 7.07 (s, 1H), 7.01 (t, (1H).

15

Example 85

Preparation of N-[2-hydroxy-4-cyanophenyl]-N'-[4-methoxyphenyl] urea

N-[2-Hydroxy-4-cyanophenyl]-N'-[4-methoxyphenyl] urea was prepared from 2-amino-5-cyanophenol (60mg, 0.45 mmol) according to the procedure in General
20 Method B. The product was purified by precipitation from methylene chloride/hexane(1/20) and filtering. (110mg,86%). ¹H NMR (CD₃OD): d 8.23 (d, 1H), 7.61-7.51 (m, 2H), 7.32 (d, 1H), 7.20 (d, 1H), 7.15 (d, 1H), 7.03 (s, 1H).

Example 86

25 Preparation of N-[2-hydroxy-4-cyanophenyl]-N'-[2-phenylphenyl] urea N-[2-Hydroxy-4-cyanophenyl]-N'-[2-phenylphenyl] urea was prepared from 2-amino-5-cyanophenol (170 mg, 1.27 mmol) according to the procedure in General Method B. The product was purified by precipitation from methylene chloride/ hexane(1/20) and filtering. (150mg, 85%). ¹H NMR (CD₃OD): d 8.20 (d, 1H), 7.73 (d, 1H), 7.51-7.20
30 (m, 8H), 7.13 (d, 1H), 7.01 (s, (1H).

Example 87

Preparation of N-[2-hydroxy-4-cyanophenyl]-N'-[2-methylphenyl] urea

N-[2-Hydroxy-4-cyanophenyl]-N'-[2-methylphenyl] urea was prepared from 2-
35 amino-5-cyanophenol (60mg, 0.45 mmol) according to the procedure in General Method B. The product was purified by precipitation from methylene chloride/

hexane(1/20) and filtering. (90mg, 75%). ¹H NMR (CD₃OD): d 8.25 (d, 1H), 7.59 (d, 1H), 7.26-7.00 (m, 5H), 2.30 (s, 3H).

Example 88

5 Preparation of N-[2-hydroxy-4-cyanophenyl]-N'-[2-trifluoromethylphenyl] urea

N-[2-Hydroxy-4-cyanophenyl]-N'-[2-trifluoromethylphenyl] urea was prepared from 2-amino-5-cyanophenol (60mg, 0.45 mmol) according to the procedure in General Method B. The product was purified by precipitation from methylene chloride/hexane(1/20) and filtering. (110mg, 76%). ¹H NMR (CD₃OD): d 8.25 (d, 1H), 7.81
10 (d, 1H), 7.68 (d, 1H), 7.61 (t, 1H), 7.32 (t, 1H), 7.15 (dd, 1H), 7.09 (s, (1H).

Example 89

Preparation of N-[2-hydroxy-4-cyanophenyl]-N'-[3-trifluoromethylphenyl] urea

N-[2-hydroxy-4-cyanophenyl]-N'-[3-trifluoromethylphenyl] urea was prepared
15 from 2-amino-5-cyanophenol (60mg, 0.45 mmol) according to the procedure in General Method B. The product was purified by precipitation from methylene chloride/hexane(1/20) and filtering. (114mg, 79%). ¹H NMR (CD₃OD): d 8.30 (d, 1H), 7.92 (s, 1H), 7.60 (d, 1H), 7.47 (t, 1H), 7.29 (d, 1H), 7.18 (dd, 1H), 7.06 (s, 1H).

Example 90

Preparation of N-[2-hydroxy-4-cyanophenyl]-N'-[4-trifluoromethylphenyl] urea

N-[2-Hydroxy-4-cyanophenyl]-N'-[4-trifluoromethylphenyl] urea was prepared
20 from 2-amino-5-cyanophenol (60mg, 0.45 mmol) according to the procedure in General Method B. The product was purified by precipitation from methylene chloride/hexane(1/20) and filtering. (108mg, 75%). ¹H NMR (CD₃OD): d 8.31 (d, 1H), 7.68 (d, 2H), 7.59 (d, 2H), 7.20 (dd, 1H), 7.07 (s, 1H).

Example 91

Preparation of N-[2-hydroxy-3-n-propylphenyl]-N'-[2-bromophenyl] urea

30 a)Preparation of 2-nitro-6-n-propylphenol

2-n-propylphenol (5.00g, 36.8mmol) was dissolved in methylene chloride(40mL) followed by the addition of sodium nitrate (3.43g, 40.5mmol). The addition of sulfuric acid (45mL/ 3M) was then made, followed by addition of a catalytic amount of sodium nitrite. The mixture was allowed to stir. After 24 hours, the reaction
35 mixture was diluted with methylene chloride and extracted with water. The organic layer was dried over MgSO₄ and filtered. The solvent was evaporated and

chromatography of the resulting solid on silica gel (4%MeOH/ CH₂Cl₂) gave the desired product(3.2 mg, 48 %). ¹H NMR (CD₃COCD₃): d 7.99 (d,1H), 7.46 dd, 1H), 6.90 (t, 1H), 2.70 (t, 2H), 1.70 (m, 2H), 1.00 (t, 3H).

b)Preparation of 2-amino-6-n-propylphenol

5 To a solution of 2-nitro-6-n-propylphenol(2g, 11.0mmol) in methanol(100mL) was added 10% Pd/C (200 mg). The mixture was flushed with argon, then hydrogen was bubbled through the solution for 10 min. and a hydrogen atmosphere was maintained at balloon pressure overnight. The mixture was filtered through celite and the celite was washed with methanol. The solvent was evaporated and chromatography
10 of the resulting solid on silica gel (5%MeOH/ CH₂Cl₂) gave the desired product(1.50 g, 80.2 %). ¹H NMR (CD₃OD): d 6.65 (m, 2H), 6.55 (t, 1H), 2.58 (t, 2H), 1.61 (m, 2H), 0.96 (t, 3H).

c)Preparation of N-[2-hydroxy-3-n-propylphenyl]-N'-[2-bromophenyl] urea

N-[2-Hydroxy-3-n-propyl phenyl]-N'-[2-bromo phenyl] urea was prepared from
15 2- amino-6-n-propyl phenol (302mg, 2.00 mmol) according to the procedure in General Method B. The product was purified by precipitation from methylene chloride/ hexane(1/20) and filtering. (640mg,92%). ¹H NMR (CD₃OD): d 8.00 (d, 1H), 7.58 (d, 1H), 7.32 (t, 1H), 7.26 (t, 1H), 6.96 (dd, 1H), 6.89 (t, 1H), 6.78 (d, 1H).

20

Example 92

Preparation of N-[2-hydroxy-4-ethylphenyl]-N'-[2-bromophenyl] urea

a)Preparation of 2-nitro-5-ethylphenol

3-ethylphenol (5.00g, 41 mmol) was dissolved in methylene chloride(40 mL) followed by the addition of sodium nitrate (3.83g, 45 mmol). The addition of sulfuric
25 acid (50mL/ 3M) was then made, followed by addition of a catalytic amount of sodium nitrite. The mixture was allowed to stir. After 24 hours, the reaction mixture was diluted with methylene chloride and extracted with water. The organic layer was dried over MgSO₄ and filtered. The solvent was evaporated and chromatography of the resulting
30 solid on silica gel (4%MeOH/ CH₂Cl₂) gave the desired product(1.7 g, 25 %). ¹H NMR (CD₃COCD₃): d 8.02 (d,1H), 6.99 (s,1H), 6.85 (d, 1H), 2.69 (q, 2H), 1.30 (t, 3H).

b)Preparation of 2-amino-5-ethylphenol

To a solution of 2-nitro-5-ethylphenol(1g, 6.4mmol) in methanol(250mL) was added 10% Pd/C (100 mg). The mixture was flushed with argon, then hydrogen was bubbled through the solution for 10 min. and a hydrogen atmosphere was maintained at
35 balloon pressure overnight. The mixture was filtered through celite and the celite was washed with methanol. The solvent was evaporated and chromatography of the

resulting solid on silica gel (5%MeOH/ CH₂Cl₂) gave the desired product(750 mg, 91 %). ¹H NMR (CD₃OD): d 6.41-6.17 (m, 3H).

c)Preparation of N-[2-hydroxy-4-ethylphenyl]-N'-[2-bromophenyl] urea

N-[2-Hydroxy-4-ethylphenyl]-N'-[2-bromo phenyl] urea was prepared from 2-amino-5-ethylphenol (274mg, 2.00 mmol) according to the procedure in General Method B. The product was purified by precipitation from methylene chloride/hexane(1/20) and filtering. (520 mg, 77%). ¹H NMR (CD₃OD): d 7.96 (d, 1H), 7.62 (s, 1H), 7.56 (d, 1H), 7.30 (t, 1H), 6.96 (t, 1H), 6.82 (d, 1H), 6.76 (d, 1H).

10

Example 93

Preparation of N-[2-hydroxy 3-phenylaminocarbonyl phenyl]-N'-[2-bromophenyl] urea
a)Preparation of 2-nitro-6-phenylaminocarbonylphenol

2-Phenylaminocarbonylphenol (5.00g, 23 mmol) was dissolved in methylene chloride(40mL) followed by the addition of sodium nitrate (2.20g, 25.5 mmol). The addition of sulfuric acid (30mL/ 3M) was then made, followed by addition of a catalytic amount of sodium nitrite. The mixture was allowed to stir. After 24 hours, the reaction mixture was diluted with methylene chloride and extracted with water. The organic layer was dried over MgSO₄ and filtered. The solvent was evaporated and chromatography of the resulting solid on silica gel (4%MeOH/ CH₂Cl₂) gave the desired product(2.50 g, 42 %). ¹H NMR (CD₃COCD₃): d 8.15 (d,1H), 8.09 (d,1H), 7.51 (d, 1H), 7.30 (d, 1H), 7.10 (t, 1H), 7.01 (t, 1H).

b)Preparation of 2-amino-6-phenylaminocarbonylphenol

To a solution of 2-nitro-6-phenylaminocarbonylphenol (1g, 4.0 mmol) in methanol(250mL) was added 10% Pd/C (100 mg). The mixture was flushed with argon, then hydrogen was bubbled through the solution for 10 min. and a hydrogen atmosphere was maintained at balloon pressure overnight. The mixture was filtered through celite and the celite was washed with methanol. The solvent was evaporated and chromatography of the resulting solid on silica gel (5%MeOH/ CH₂Cl₂) gave the desired product(800 mg, 91 %). ¹H NMR (CD₃OD): d 7.73-7.57 (m, 2H), 7.43-7.27 (m, 3H), 7.25-7.10 (m, 1H), 6.94 (t, 1H), 6.74 (t, 1H).

c)Preparation of N-[2-hydroxy 3-phenylaminocarbonyl phenyl]-N'-[2-bromophenyl] urea

N-[2-hydroxy 3-Phenylaminocarbonyl phenyl]-N'-[2-bromo phenyl] urea was prepared from 2-amino-6-phenylaminocarbonylphenol (456mg, 2.00 mmol) according to the procedure in General Method B. The product was purified by precipitation from methylene chloride/ hexane(1/20) and filtering. (800mg,94%). ¹H NMR (CD₃OD):

35

^1H NMR (CD_3OD): d 25 (d, 1H), 7.94 (d, 1H), 7.75-7.57 (m, 4H), 7.48-7.30 (m, 3H), 7.21 (t, 1H), 7.02 (dd, 1H), 6.92 (t, 1H).

Example 94

5 Preparation of N-[2-hydroxy-3-cyano-4-methylphenyl]-N'-[2-bromophenyl] ureaa)

Preparation of the 2-nitro 5-methyl 6-bromo phenol

A solution of t-butyl amine (6.88 mL, 4.79 g, 2 equiv.) in methylene chloride was treated with bromine (1.67 mL, 5.2 g, 1 equiv.) at $-20\text{ }^\circ\text{C}$. The flask was then cooled to $-78\text{ }^\circ\text{C}$ and the the 2-nitro 5-methyl 6-bromo phenol (5 g, 1 equiv., in
10 methylene chloride) was added drop-wise with vigrous stirring. The reaction mixture was slowly warmed to $-30\text{ }^\circ\text{C}$ for 1 h, then to $-10\text{ }^\circ\text{C}$ for 2 hours. The reaction mixture was then partitioned between methylene chloride and 5% aqueous acetic acid. The organic layer was dried over magnesium sulfate, filtered and concentrated *in vacuo*. The reaction mixture was purified by flash chromatography (Ethyl acetate/ hexanes) to
15 remove dibrominated species. The 2-nitro 4-bromo 5-methyl phenol was then selectively crystallized out of methylene chloride. A final silica gel column (5% ethyl acetate/ hexanes) yielded desired isomer in 90% purity. (1.05 g, 14%). ^1H NMR (CDCl_3): d 7.95 (d, 1H, J = 10.0 Hz), 6.91 (d, 1H, J = 10.0 Hz), 2.52 (s, 3H).

b) Preparation of 2-nitro-5-methyl-6-cyanophenol

20 2-Nitro-5-methyl-6-bromophenol (100 mg, 0.433 mmol) was dissolved in dimethyl formamide (2mL) followed by the addition of triethylamine (0.175g, 1.73 mmol). The addition of a catalytic amount dimethylamino pyridine was then made, followed by addition of copper (I) cyanide (155mg, 1.73mmol). The mixture was allowed to stir at $80\text{ }^\circ\text{C}$ for 4 hours. The solvent was evaporated and chromatography of
25 the resulting solid on silica gel (2% MeOH/ CH_2Cl_2) gave the desired product (70 mg, 91 %). ^1H NMR (CD_3COCD_3): d 8.30 (d, 1H), 7.15 (d, 1H), 2.61 (s, 3H).

c) Preparation of 2-amino-5-methyl 6-cyanophenol

A mixture of 5-cyano-2-nitrophenol (70 mg, 0.39mmol) and tin (II) chloride (265 mg, 1.18mmol) in ethanol (20mL) was heated at $80\text{ }^\circ\text{C}$ under argon. After 2 hours,
30 the starting material has disappeared and the solution was allowed to cool down and then poured into ice. The pH was made slightly basic (pH7-8), by addition of solid NaOH, before being extracted with ethyl acetate. The organic phase was washed with brine, dried over MgSO_4 and filtered. The solvent was evaporated and chromatography of the resulting solid on silica gel (4% MeOH/ CH_2Cl_2) gave the desired product (175
35 mg, 86 %). ^1H NMR (CD_3OD): d 6.87 (d, 1H), 6.75 (d, 1H), 6.32 (s, 3H).

d) Preparation of N-[2-hydroxy 3-cyano 4-methyl phenyl]-N'-[2-bromophenyl] urea

N-[2-hydroxy 3-cyano 4-methyl phenyl]-N'-[2-bromophenyl] urea was prepared from 2-amino-5-methyl-6-cyano phenol (50mg, 0.34 mmol) according to the procedure in General Method B. The product was purified by precipitation from methylene chloride/ hexane(1/20) and filtering. (70mg, 60%). ¹H NMR (CD₃OD): d 7.92 (d, 1H), 7.68 (d, 1H), 7.59 (d, 1H), 7.31 (t, 1H), 7.00 (t, 1H), 6.62 (t, 1H), 2.49 (s, (3H)).

Example 95

Preparation of N-[2-hydroxy 4-Carboxyphenyl phenyl]-N'-[2-bromophenyl] urea

10 3-Hydroxybenzophenone (3.00g, 15.1mmol) was dissolved in methylene chloride(40mL) followed by the addition of sodium nitrate (1.42g, 16.7mmol). The addition of sulfuric acid (25mL/ 3M) was then made, followed by addition of a catalytic amount of sodium nitrite. The mixture was allowed to stir. After 24 hours, the reaction mixture was diluted with methylene chloride and extracted with water. The organic layer was dried over MgSO₄ and filtered. The solvent was evaporated and chromatography of the resulting solid on silica gel (4%MeOH/ CH₂Cl₂) gave the desired product(1.10 g, 30 %). ¹H NMR (CD₃COCD₃): d 8.25 (d,1H), 7.86 (d,1H), 7.71 (m, 1H), 7.59 (d, 1H), 7.48 (s, 1H), 7.39 (dd, 1H).

b)Preparation of 4-amino-3-hydroxybenzophenone

20 A mixture of 4-nitro-3-hydroxybenzophenone (900 mg, 3.7mmol) and tin (II) chloride (2.5 g, 11.1mmol) in ethanol(50mL) was heated at 80°C under argon. After 2 hours, the starting material has disappeared and the solution was allowed to cool down and then poured into ice. The pH was made slightly basic (pH7-8), by addition of solid NaOH, before being extracted with ethyl acetate. The organic phase was washed with brine, dried over MgSO₄ and filtered. The solvent was evaporated and chromatography of the resulting solid on silica gel (4%MeOH/ CH₂Cl₂) gave the desired product(685 mg, 87 %). ¹H NMR (CD₃OD): d 7.65 (d, 2H), 7.55 (d,1H), 7.49 (t, 2H), 7.26 (s, 1H), 7.16 (dd, 1H), 6.68 (d, 1H).

c)Preparation of N-[4-Carboxyphenyl-2-hydroxyphenyl]-N'-[2-bromophenyl] urea

30 N-[4-Carboxyphenyl-2-hydroxyphenyl]-N'-[2-bromophenyl] urea was prepared from 4-amino-3-hydroxybenzophenone (330mg, 1.5 mmol) according to the procedure in General Method B. The product was purified by precipitation from methylene chloride/ hexane(1/20) and filtering. (490mg, 79%). ¹H NMR (CD₃OD): d 8.40 (d, 1H), 8.09 (d, 1H), 7.83 (d, 2H), 7.65-7.60 (m, 4H), 7.48 (s, 1H), 7.43 (d, 1H), 7.35 (d, (1H), 7.10 (t,1H).

Example 96

Preparation of N-[2-hydroxy 3-carboxyphenyl phenyl]-N'-[2-bromophenyl]

urea)Preparation of 3-nitro-2-hydroxybenzophenone

2-Hydroxybenzophenone (3.00g, 15.1mmol) was dissolved in methylene
5 chloride(40mL) followed by the addition of sodium nitrate (1.42g, 16.7mmol). The
addition of sulfuric acid (25mL/ 3M) was then made, followed by addition of a catalytic
amount of sodium nitrite. The mixture was allowed to stir. After 24 hours, the reaction
mixture was diluted with methylene chloride and extracted with water. The organic
layer was dried over MgSO₄ and filtered. The solvent was evaporated and
10 chromatography of the resulting solid on silica gel (4%MeOH/ CH₂Cl₂) gave the
desired product(1.60 g, 44 %). ¹H NMR (CD₃COCD₃): d 8.30 (d,1H), 7.86 (m,3H),
7.71 (m, 1H), 7.78 (d, 1H), 7.56 (dd 2H), 7.24 (t, 1H).

b)Preparation of 3-amino-2-hydroxybenzophenone

A mixture of 3-nitro-2-hydroxybenzophenone (600 mg, 2.5mmol) and tin (II)
15 chloride (1.7 g, 7.5mmol) in ethanol(50mL) was heated at 80°C under argon. After 2
hours, the starting material had disappeared and the solution was allowed to cool down
and then poured into ice. The pH was made slightly basic (pH7-8), by addition of solid
NaOH, before being extracted with ethyl acetate. The organic phase was washed with
brine, dried over MgSO₄ and filtered. The solvent was evaporated and chromatography
20 of the resulting solid on silica gel (4%MeOH/ CH₂Cl₂) gave the desired product(490
mg, 92 %). ¹H NMR (CD₃OD): d 7.65-7.40 (m, 5H), 6.98 (d,1H), 6.86 (d, 1H), 6.67
(t, 1H).

c)Preparation of N-[2-hydroxy 3-carboxyphenyl phenyl]-N'-[2-bromophenyl] urea

N-[2-hydroxy 3-carboxyphenyl phenyl]-N'-[2-bromophenyl] urea was prepared
25 from 3-amino-2-hydroxybenzophenone (250mg, 1.20 mmol) according to the procedure
in General Method B. The product was purified by precipitation from methylene
chloride/ hexane(1/20) and filtering. (200mg, 78%). ¹H NMR (CD₃OD): d 8.35 (d,
1H), 7.96 (d, 1H), 7.72 (d, 2H), 7.65-7.50 (m, 4H), 7.35 (d, 1H), 7.30 (d, 1H), 7.01 (dd,
(1H), 6.92 (t, 1H).

30

Example 97

Preparation of N-[2-hydroxy 3-benzyloxy phenyl]-N'-[2-bromophenyl] urea

a)Preparation of 2-nitro-6-benzyloxy phenol

2-Benzyloxyphenol (5.00g, 25.0mmol) was dissolved in methylene
35 chloride(40mL) followed by the addition of sodium nitrate (2.30g, 27.5mmol). The
addition of sulfuric acid (31mL/ 3M) was then made, followed by addition of a catalytic

amount of sodium nitrite. The mixture was allowed to stir. After 24 hours, the reaction mixture was diluted with methylene chloride and extracted with water. The organic layer was dried over MgSO₄ and filtered. The solvent was evaporated and chromatography of the resulting solid on silica gel (4%MeOH/ CH₂Cl₂) gave the

5 desired product(2.6 g, 43 %). ¹H NMR (CD₃COCD₃): d 7.70 (d,1H), 7.50-7.28 (m, 5H), 7.14 (d, 1H), 6.92 (t, 1H), 5.21 (s, 2H).

b)Preparation of 2-amino-6-benzyloxy phenol

A mixture of 2-nitro-6-benzyloxy phenol (1.00 g, 4.10mmol) and tin (II) chloride (2.75 g, 12.2 mmol) in ethanol(150mL) was heated at 80°C under argon. After 10 2 hours, the starting material had disappeared and the solution was allowed to cool down and then poured into ice. The pH was made slightly basic (pH7-8), by addition of solid NaOH, before being extracted with ethyl acetate. The organic phase was washed with brine, dried over MgSO₄ and filtered. The solvent was evaporated and chromatography of the resulting solid on silica gel (4%MeOH/ CH₂Cl₂) gave the

15 desired product(1.35 g, 88 %). ¹H NMR (CD₃OD): d7.46 (d, 2H), 7.40-7.35 (m, 5H), 6.55 (d, 1H), 6.40 (d, 1H), 5.10 (s, 2H).

b)Preparation of N-[2-hydroxy3-benzyloxy phenyl]-N'-[2-bromophenyl] urea

N-[3-benzyloxy-2-hydroxyphenyl]-N'-[2-bromophenyl] urea was prepared from 2-nitro-6-benzyloxy phenol (430mg, 2.00 mmol) according to the procedure in General 20 Method B. The product was purified by precipitation from methylene chloride/hexane(1/20) and filtering. (630mg, 76%). ¹H NMR (CD₃OD): d 7.93 (d, 1H), 7.58 (d, 1H), 7.54-7.42 (m, 3H), 7.40-7.25 (m, 4H), 7.00 (t, 1H), 6.69 (d, 2H), 5.16 (s, 2H).

Example 98

25 Preparation of N-3-[2-hydroxy-5-indanone]-N'-[2-bromophenyl] urea

a)Preparation of 2-hydroxy-3-nitro-5-indanone

2-Hydroxy-5-indanone(3.00g, 20.0mmol) was dissolved in methylene chloride(40mL) followed by the addition of sodium nitrate (1.95g, 21.0mmol). The addition of sulfuric acid (25mL/ 3M) was then made, followed by addition of a catalytic 30 amount of sodium nitrite. The mixture was allowed to stir. After 24 hours, the reaction mixture was diluted with methylene chloride and extracted with water. The organic layer was dried over MgSO₄ and filtered. The solvent was evaporated and chromatography of the resulting solid on silica gel (4%MeOH/ CH₂Cl₂) gave the desired product(1.5 g, 39 %). ¹H NMR (CD₃COCD₃): d 7.70 (d,1H), 7.04 (d, 1H), 35 3.04 (d, 2H), 2.74 (d, 2H).

b)Preparation of 3-amino-2-hydroxy-5-indanone

A mixture of 2-hydroxy-3-nitro-5-indanone (1.50 g, 7.80mmol) and tin (II) chloride (5.25 g, 23.3 mmol) in ethanol(150mL) was heated at 80° C under argon. After 2 hours, the starting material had disappeared and the solution was allowed to cool down and then poured into ice. The pH was made slightly basic (pH7-8), by addition of solid NaOH, before being extracted with ethyl acetate. The organic phase was washed with brine, dried over MgSO₄ and filtered. The solvent was evaporated and chromatography of the resulting solid on silica gel (4%MeOH/ CH₂Cl₂) gave the desired product(1.00 g, 79 %). ¹H NMR (CD₃OD): d 6.85 (d,1H), 6.45 (d, 1H), 2.95 (d, 2H), 2.60 (d, 2H).

10 c) Preparation N-3-[2-hydroxy-5-indanone]-N'-[2-bromophenyl] urea

N-[2-Hydroxy-5-indanone]-N'-[2-bromophenyl] urea was prepared from 3-amino-2-hydroxy-5-indanone (326mg, 2.00 mmol) according to the procedure in General Method B. The product was purified by precipitation from methylene chloride/hexane(1/20) and filtering. (610mg, 85%). ¹H NMR (CD₃OD): d 7.92 (d, 1H), 7.65 (m, 2H), 7.45 (t, 1H), 7.09 (t, 1H), 7.00 (d, 1H), 2.90 (d, 2H), 2.66 (d, 2H).

Example 99

Preparation of (E)-N-[4-[2-(Methoxycarbonyl) ethenyl]-2-hydroxyphenyl]-N'-[2-bromophenyl] urea

20 a) Preparation of 4-nitro-3-hydroxycinnamic acid

3-Hydroxycinnamic acid (3.00g, 18.3 mmol) was dissolved in methylene chloride(40mL) followed by the addition of sodium nitrate (1.70 g, 26.1mmol). The addition of sulfuric acid (25 mL/ 3M) was then made, followed by addition of a catalytic amount of sodium nitrite. The mixture was allowed to stir. After 24 hours, the reaction mixture was diluted with methylene chloride and extracted with water. The organic layer was dried over MgSO₄ and filtered. The solvent was evaporated and chromatography of the resulting solid on silica gel (4%MeOH/ CH₂Cl₂) gave the desired product(1.0 g, 26 %). ¹H NMR (CD₃COCD₃): d 8.07 (d, 1H), 7.69 (d, 1H), 7.51 (s, 1H), 7.46 (d, 2H), 6.75 (d,1H).

30 b) Preparation of 4-nitro-3-hydroxymethylcinnamate

4-Nitro-3-hydroxycinnamic acid was stirred in excess methanol with a catalytic amount of sulfuric acid. The solvent was evaporated and chromatography of the resulting solid on silica gel (4%MeOH/ CH₂Cl₂) gave the desired product(1.0 g, 94 %). ¹H NMR (CD₃COCD₃): d 8.17 (d, 1H), 7.69 (d, 1H), 7.52 (s, 1H), 7.45 (d, 2H), 6.75 (d,1H), 3.80 (s, 3H).

c)Preparation of 4-amino-3-hydroxymethylcinnamate

A mixture of 4-nitro-3-hydroxymethylcinnamate (1.0 g, 4.50mmol) and tin (II) chloride (3.0 g, 13.4 mmol) in ethanol(50mL) was heated at 80_C under argon. After 2 hours, the starting material had disappeared and the solution was allowed to cool down and then poured into ice. The pH was made slightly basic (pH7-8), by addition of solid NaOH, before being extracted with ethyl acetate. The organic phase was washed with brine, dried over MgSO₄ and filtered. The solvent was evaporated and chromatography of the resulting solid on silica gel (4%MeOH/ CH₂Cl₂) gave the desired product (650 mg, 75 %). ¹H NMR (CD₃OD): d7.50 (d,1H), 6.94 (s, 1H), 6.89 (d, 1H), 6.68 (d, 1H), 6.18 (d, 1H), 3.74 (s, 3H).

d)Preparation (E)-N-[4-[2-(Methoxycarbonyl) ethenyl]-2-hydroxyphenyl]-N'-[2-bromophenyl] urea

(E)-N-[4-[2-(Methoxycarbonyl) ethenyl]-2-hydroxyphenyl]-N'-[2-bromophenyl] urea was prepared from 4-amino-3-hydroxymethylcinnamate (250mg, 1.3 mmol) according to the procedure in General Method B. The product was purified by precipitation from methylene chloride/ hexane(1/20) and filtering. (300mg, 59%). ¹H NMR (CD₃OD): d 8.24 (d,1H), 8.05 (d, 1H), 7.69 (d, 1H), 7.65 (d, 1H), 7.42 (t, 1H), 7.21 (s, 1H), 7.19 (d, 1H), 7.10 (t, 1H) 6,45 (d,1H) 3.81 (s, 3H).

Example 100

Preparation of (E)-N-[3-[2-(Methoxycarbonyl) ethenyl]-2-hydroxyphenyl]-N'-[2-bromophenyl] urea N'-[2-bromophenyl] urea

a)Preparation of 3-nitro-2-hydroxycinnamic acid

2-Hydroxycinnamic acid (3.00g, 18.3 mmol) was dissolved in methylene chloride(40mL) followed by the addition of sodium nitrate (2.21 g, 26.1mmol). The addition of sulfuric acid (30 mL/ 3M) was then made, followed by addition of a catalytic amount of sodium nitrite. The mixture was allowed to stir. After 24 hours, the reaction mixture was diluted with methylene chloride and extracted with water. The organic layer was dried over MgSO₄ and filtered. The solvent was evaporated and chromatography of the resulting solid on silica gel (4%MeOH/ CH₂Cl₂) gave the desired product(2.0 g, 52 %). ¹H NMR (CD₃COCD₃): d 8.21 (d, 1H), 8.16 (d, 1H), 8.05 (d, 1H), 7.19 (t, 1H), 6.72 (d, 1H)

b) Preparation of 3-nitro-2-hydroxymethylcinnamate

3-nitro-2-hydroxycinnamic acid was stirred in excess methanol with a catalytic amount of sulfuric acid. The solvent was evaporated and chromatography of the resulting solid on silica gel (4%MeOH/ CH₂Cl₂) gave the desired product(1.0 g, 94 %).

^1H NMR (CD_3COCD_3): d 8.25 (d, 1H), 7.8.15 (d, 1H), 8.06 (s, 1H), 7.20 (t, 2H), 6.76 (d,1H), 3.80 (s, 3H).

c)Preparation of 3-amino-2-hydroxymethylcinnamate

A mixture of 3-nitro-2-hydroxymethylcinnamate (1.0 g, 4.5 mmol) and tin (II) chloride (3.0 g, 13.4 mmol) in ethanol(50mL) was heated at 80_C under argon. After 2 hours, the starting material had disappeared and the solution was allowed to cool down and then poured into ice. The pH was made slightly basic (pH7-8), by addition of solid NaOH, before being extracted with ethyl acetate. The organic phase was washed with brine, dried over MgSO_4 and filtered. The solvent was evaporated and chromatography of the resulting solid on silica gel (4%MeOH/ CH_2Cl_2) gave the desired product (700 mg, 81 %). ^1H NMR (CD_3OD): d 8.04 (d, 1H), 6.93 (d, 1H),6.79 (d, 1H), 6.71 (t, 1H), 6.43 (d, 1H), 3.72 (s, 3H).

d)Preparation(E)-N-[3-[2-(Methoxycarbonyl) ethenyl]-2-hydroxyphenyl]-N'-[2-bromophenyl] urea

(E)-N-[3-[2-(Methoxycarbonyl) ethenyl]-2-hydroxyphenyl]-N'-[2-bromophenyl] urea was prepared from 3-amino-2-hydroxymethylcinnamate (100 mg, 0.52 mmol) according to the procedure in General Method B. The product was purified by precipitation from methylene chloride/ hexane(1/20) and filtering. (150mg, 74%). ^1H NMR (CD_3OD): d 8.10 (d,1H), 8.00 (d, 1H), 7.69 (d, 1H), 7.65 (d, 1H), 7.42 (t, 1H), 7.38 (t, 1H), 7.32 (d, 1H), 7.05 (t, 1H) 6.55 (d,1H) 3.81 (s, 3H).

Example 101

Preparation of (E)-N-[3-[2-(Aminocarbonyl) ethenyl]-2-hydroxyphenyl]-N'-[2-bromophenyl] urea N'-[2-bromophenyl] urea

a)Preparation of 2-hydroxycinnamide

2-Hydroxycinnamic acid (2.00g, 12.3 mmol) was dissolved in dimethyl formamide(10mL) followed by the addition of benzotriazol-1-yloxy-tris(dimethylamino)phosphonium hexafluorophosphate (5.4g, 12.3 mmol) and triethylamine (1.7mL, 12.3mmol). Ammonia gas was bubbled into the reaction mixture for 30 minutes. The mixture was allowed to stir for 24 hours, the reaction mixture was diluted with methylene chloride and extracted with water. The organic layer was dried over MgSO_4 and filtered. The solvent was evaporated and chromatography of the resulting solid on silica gel (4% MeOH/ CH_2Cl_2) gave the desired product(1.5 g, 75 %).

b)Preparation of 3-nitro-2-hydroxycinnamide

2-Hydroxycinnamide (750 mg, 4.6 mmol) was dissolved in methylene chloride(40mL) followed by the addition of sodium nitrate (430 mg, 5.1mmol). The addition of sulfuric acid (7 mL/ 3M) was then made, followed by addition of a catalytic amount of sodium nitrite. The mixture was allowed to stir. After 24 hours, the reaction mixture was diluted with methylene chloride and extracted with water. The organic layer was dried over MgSO₄ and filtered. The solvent was evaporated and chromatography of the resulting solid on silica gel (4%MeOH/ CH₂Cl₂) gave the desired product(350 mg, 36 %). ¹H NMR (CD₃COCD₃): d 8.19 (d, 1H), 8.02 (d, 1H), 7.88 (d, 1H), 7.15 (t, 1H), 6.84 (d, 1H)

10 c)Preparation of 3-amino-2-hydroxycinnamide

A mixture of 3-nitro-2-hydroxymethylcinnamate (350 mg, 1.7 mmol) and tin (II) chloride (3.0 g, 13.4 mmol) in ethanol(50mL) was heated at 80° C under argon. After 2 hours, the starting material had disappeared and the solution was allowed to cool down and then poured into ice. The pH was made slightly basic (pH7-8), by addition of solid NaOH, before being extracted with ethyl acetate. The organic phase was washed with brine, dried over MgSO₄ and filtered. The solvent was evaporated and chromatography of the resulting solid on silica gel (4%MeOH/ CH₂Cl₂) gave the desired product(244 mg, 80%).

d)Preparation of (E)-N-[3-[2-(Aminocarbonyl) ethenyl]-2-hydroxyphenyl]-N'-[2-bromophenyl] urea

20 (E)-N-[3-[2-(Aminocarbonyl) ethenyl]-2-hydroxyphenyl]-N'-[2-bromophenyl] urea was prepared from 3-amino-2-hydroxycinnamide (100 mg, 0.56 mmol) according to the procedure in General Method B. The product was purified by precipitation from methylene chloride/ hexane(1/20) and filtering. (110 mg, 52%). ¹H NMR (CD₃OD): d 8.00 (d,1H), 7.90 (d, 1H), 7.63 (d, 1H), 7.55 (d, 1H), 7.35 (m, 2H), 7.05 (t, 1H), 6.95 (t, 1H), 6.70 (d,1H) .

Example 102

Preparation of (E)-N-[4-[2-(Aminocarbonyl) ethenyl]-2-hydroxyphenyl]-N'-[2-bromophenyl] urea N'-[2-bromophenyl] urea

30 a)Preparation of 3-hydroxycinnamide

3-Hydroxycinnamic acid (2.00 g, 12.3 mmol) was dissolved in dimethyl formamide(10 mL) followed by the addition of benzotriazol-1-yloxy-tris(dimethylamino)phosphonium hexafluorophosphate (5.4g, 12.3 mmol) and triethylamine (1.7 mL, 12.3mmol). Ammonia gas was bubbled into the reaction mixture for 30 minutes. The mixture was allowed to stir for 24 hours, the reaction mixture was diluted with methylene chloride and extracted with water. The organic

layer was dried over MgSO₄ and filtered. The solvent was evaporated and chromatography of the resulting solid on silica gel (4%MeOH/ CH₂Cl₂) gave the desired product(1.3 g, 65 %).

b)Preparation of 4-nitro-3-hydroxycinnamide

5 3-Hydroxycinnamide (750 mg, 4.6 mmol) was dissolved in methylene chloride(40 mL) followed by the addition of sodium nitrate (430 mg, 5.1mmol). The addition of sulfuric acid (7 mL/ 3M) was then made, followed by addition of a catalytic amount of sodium nitrite. The mixture was allowed to stir. After 24 hours, the reaction mixture was diluted with methylene chloride and extracted with water. The organic
10 layer was dried over MgSO₄ and filtered. The solvent was evaporated and chromatography of the resulting solid on silica gel (4%MeOH/ CH₂Cl₂) gave the desired product(240 mg, 25 %). ¹H NMR (CD₃COCD₃): d 8.09 (d, 1H), 7.49 (d, 1H), 7.26 (s, 1H), 7.16 (d, 1H), 6.71 (d, 1H)

c)Preparation of 4-amino-2-hydroxycinnamide

15 A mixture of 4-nitro-3-hydroxymethylcinnamate (300 mg, 1.40 mmol) and tin (II) chloride (980 mg, 4.30 mmol) in ethanol(50 mL) was heated at 80_C under argon. After 2 hours, the starting material had disappeared and the solution was allowed to cool down and then poured into ice. The pH was made slightly basic (pH 7-8), by addition of solid NaOH, before being extracted with ethyl acetate. The organic phase was
20 washed with brine, dried over MgSO₄ and filtered. The solvent was evaporated and chromatography of the resulting solid on silica gel (4%MeOH/ CH₂Cl₂) gave the desired product (200 mg, 74 %).

d)Preparation(E)-N-[3-[2-(Aminocarbonyl) ethenyl]-2-hydroxyphenyl]-N'-[2-bromophenyl] urea

25 (E)-N-[3-[2-(Aminocarbonyl) ethenyl]-2-hydroxyphenyl]-N'-[2-bromophenyl] urea was prepared from 4-amino-2-hydroxycinnamide (100mg, 0.56 mmol) according to the procedure in General Method B. The product was purified by precipitation from methylene chloride/ hexane(1/20) and filtering. (125mg, 54%). ¹H NMR (CD₃OD): d 8.05 (d,1H), 7.92 (d, 1H), 7.60 (d, 1H), 7.4 5 (d, 1H), 7.35 (t, 1H), 7.05 (m, 2H), 6.50
30 (d,1H) .

Example 103

Preparation of N-[2-hydroxy 4-(phenyl amino carboxy) phenyl]-N'-[2-bromophenyl] urea

35 N-[2-hydroxy 4-(phenyl amino carboxy) phenyl]-N'-[2-bromophenyl] urea was prepared from 5-(phenyl amino carboxy) 2-amino phenol (0.50 mmol) according to the

procedure in General Method B. The product was purified by precipitation from methylene chloride/ hexane(1/20) and filtering. (150 mg, 70%). ¹H NMR (CD₃OD): d 8.25 (d, 1H), 8.00 (d, 1H), 7.75 (d, 2H), 7.64 (d, 1H), 7.50 (d, 2H), 7.41 (m, 3H), 7.16 (t, 1H), 7.05 (t, 1H).

5

Example 104

Preparation of N-[4-aminocarbonyl-2-hydroxyphenyl]-N'-[2-bromophenyl] urea N-[4-Aminocarbonyl -2-hydroxyphenyl]-N'-[2-bromophenyl] urea was prepared from 5-aminocarbonyl-2-amino phenol (304 mg, 0.50 mmol) according to the procedure in
10 General Method B. The product was purified by precipitation from methylene chloride/ hexane(1/20) and filtering. (440 mg, 62%). ¹H NMR (CD₃OD): d 8.09 (d, 1H), 7.91 (d, 1H), 7.60 (d, 1H), 7.45 (m, 3H), 7.00 (d, 1H).

Example 105

15 Preparation of N-(2-Hydroxy-3,5,6-trifluorophenyl)-N'-(2-bromophenyl)urea N-(2-Hydroxy-3,5,6-trifluorophenyl)-N'-(2-bromophenyl)urea was prepared from 3,5,6-trifluoro-2-hydroxyaniline (83 mg, 0.51 mmol) and 2-(bromophenyl)isocyanate (100 mg, 0.53 mmol) according to the procedure in General Method B. The product was purified by preparation thin layer chromatography. EI-MS m/z 359 (M-H)⁻.

20

Example 106

Preparation of N-(2-Hydroxy-3-fluoro-4-trifluoromethylphenyl)-N'-(2-bromophenyl)urea

N-(2-Hydroxy-3-fluoro-4-trifluoromethylphenyl)-N'-(2-bromophenyl)urea was prepared from 4-trifluoromethyl-3-fluoro-2-hydroxyaniline (239 mg, 1.2 mmol) and 2-(bromophenyl)isocyanate (243 mg, 1.2 mmol) according to the procedure in General Method B. Removal of solvent under reduced pressure and chromatography of the resulting solid on silica gel (hexane:ethyl acetate) gave the title compound (20 mg, 4%).
EI-MS m/z 391 (M-H)⁻.

30

Example 107

Preparation of N-(2-Hydroxy-3-iodophenyl)-N'-(2-bromophenyl)urea

N-(2-Hydroxy-3-iodophenyl)-N'-(2-bromophenyl)urea was prepared from 3-iodo-2-hydroxyaniline (200 mg, 0.85 mmol) and 2-(bromophenyl)isocyanate (169 mg, 0.85 mmol) according to the procedure in General Method B. Removal of solvent
35 under reduced pressure and chromatography of the resulting solid on silica gel

(hexane:ether) gave the title compound (40 mg, 11%). ¹H NMR (DMSO): d 9.45 (s, 1H), 9.15 (s, 1H), 8.8 (s, 1H), 7.95 (d, 1H), 7.8 (d, 1H), 7.65 (d, 1H), 7.4 (d, 1H), 7.3 (t, 1H), 7.0 (t, 1H), 6.65 (t, 1H).

5

Example 108

Preparation of N-[2-[[[2-(trifluoromethyl)phenyl]sulfonyl]amino]phenyl]-N'-(2-bromophenyl)urea

a) Preparation of [2-[2-(trifluoromethyl)phenyl](sulfonamido)aniline]

The title compound was prepared according to General Method C using 2-(trifluoromethyl)benzenesulfonyl chloride (1 equiv.). The product was purified by chromatography on silica gel (methylene chloride:methanol) (1.04 g, 33%). EI-MS m/z 317 (M+H)⁺.

b) Preparation of N-[2-[[[2-(trifluoromethyl)phenyl]sulfonyl]amino]phenyl]-N'-(2-bromophenyl)urea

The title compound was prepared using [2-[2(trifluoromethyl)phenyl](sulfonamido)aniline (1.04 g, 3.2 mmol) and 2-(bromophenyl)isocyanate (652 mg, 3.2 mmol) according to General Method B. The solvent was evaporated to give the desired urea (1.03 g, 61%). EI-MS m/z 514 (M+H)⁺.

20

Example 109

Preparation of N-(2-Bromophenyl)-N'-[2-dimethylaminosulfonylamino]phenyl]urea

a) Preparation of [2-[1,1-(dimethylamino)]sulfonamidoaniline]

The title compound was prepared according to General Method C using dimethylsulfamoyl chloride (1 equiv.). The product was purified by chromatography on silica gel (methylene chloride:methanol). ES-MS m/z 216 (M+H)⁺.

b) Preparation of N-(2-Bromophenyl)-N'-[2-(dimethylaminosulfonylamino]phenyl]urea

The title compound was prepared from [2-[1,1-(dimethylamino)sulfonamido]aniline (137 mg, 0.6 mmol) and 2-(bromophenyl)isocyanate (126 mg, 0.6 mmol) according to General Method B. The solvent was evaporated and chromatography on silica gel (ethyl acetate:hexane) gave the desired urea. EI-MS m/z 413 (M+H)⁺.

30

Example 110

Preparation of N-[2-(Phenethylsulfonylamino) phenyl]-N'-(2-bromophenyl)urea

[2-(Phenethylsulfonamido) aniline] (example 60, 300mg, 1.09 mmol) was placed in a Parr shaker bottle containing palladium (180 mg) under an argon stream. Methanol (150 mL) was added and the container placed on a Parr shaker (55 psi) for

35

several hours. The reaction mixture was filtered through Celite and the filtrate was evaporated to give the desired aniline (269 mg, 90%). EI-MS m/z 277 (M+H)⁺.

b) Preparation of N-[2-(Phenethylsulfonylamino)phenyl]-N'-(2-bromophenyl)urea

The title compound was prepared from [2-(phenethylsulfonamido) aniline] (269 mg, 0.97 mmol) and 2-(bromophenyl)isocyanate (193 mg, 0.97 mmol) according to General Method B. The desired urea was precipitated out of toluene/hexane (384 mg, 78%). EI-MS m/z 472 (M-H)⁻.

Example 111

10 Preparation of N-[2-[(2-acetamido-4-methylthiazol-5-yl)sulfonylamino]phenyl]-N'-(2-bromophenyl)urea

a) Preparation of [2-[(2-acetamido-4-methyl-5-thiazole)sulfonamido]aniline]

The title compound was prepared using 2-acetamido-4-methyl-5-thiazolesulfonyl chloride (1 equiv.) according to General Method C. A solid precipitated from the reaction mixture and was filtered to give the desired aniline (1.68 g, 52%). ES-MS m/z 327 (M+H)⁺.

b) Preparation of N-[2-[(2-acetamido-4-methylthiazol-5-yl)sulfonylamino]phenyl]-N'-(2-bromophenyl)urea

The title compound was prepared from [2-[(2-acetamido-4-methyl-5-thiazole)sulfonamido]aniline] (1.68 g, 5.14 mmol) and 2-(bromophenyl)isocyanate (1.02 g, 5.14 mmol) according to General Method B. The product was precipitated from ethyl acetate/hexane (220 mg, 8%). EI-MS m/z 524 (M+H)⁺.

Example 112

25 Preparation of N-[2-hydroxy-4-cyanophenyl]-N'-[4-phenylphenyl] urea N-[2-Hydroxy-4-cyanophenyl]-N'-[4-phenylphenyl] urea was prepared from 2-amino-5-cyanophenol (60mg, 0.45 mmol) according to the procedure in General Method B. The product was purified by precipitation from methylene chloride/ hexane(1/20) and filtering. (135 mg, 75%). ¹H NMR (CD₃OD): δ 8.33 (d, 1H), 7.71-7.29 (m, 9H), 7.25 (d, 1H), 7.12 (s, 1H).

Example 113

Preparation of N-[2-hydroxy-4-cyanophenyl]-N'-[2,3-dichlorophenyl] urea

N-[2-Hydroxy-4-cyanophenyl]-N'-[2,3 dichlorophenyl] urea was prepared from 2-amino-5-cyanophenol (60mg, 0.45 mmol) according to the procedure in General Method B. The product was purified by precipitation from methylene chloride/

hexane(1/20) and filtering. (125mg, 86%). ¹H NMR (CD₃OD): d 8.27 (d, 1H), 8.15 (m, 1H), 7.39-7.20 (m, 2H), 7.16 (d, 1H), 7.06 (s, 1H).

Example 114

5 Preparation of N-[2-hydroxy-4-cyanophenyl]-N'-[2-methoxyphenyl] urea

N-[2-Hydroxy-4-cyanophenyl]-N'-[2-methoxyphenyl] urea was prepared from 2-amino-5-cyanophenol (60mg, 0.45 mmol) according to the procedure in General Method B. The product was purified by precipitation from methylene chloride/hexane(1/20) and filtering (105mg, 83%). ¹H NMR (CD₃OD): d 8.26 (d, 1H), 8.02 (d,
10 1H), 7.14 (d, 1H), 7.05 (s, 1H), 7.00-6.83 (m, 3H), 3.84 (s, 3H).

Example 115

Preparation of N-[2-hydroxy-4-cyanophenyl]-N'-[3-methoxyphenyl] urea N-[2-Hydroxy-4-cyanophenyl]-N'-[3-methoxyphenyl] urea was prepared from 2-amino-5-
15 cyanophenol (60mg, 0.45 mmol) according to the procedure in General Method B. The product was purified by precipitation from methylene chloride/ hexane(1/20) and filtering. (102mg, 80%). ¹H NMR (CD₃OD): d 8.25 (d, 1H), 7.25-7.08 (m, 3H), 7.04 (s, 1H), 6.90 (t, 1H), 6.58 (d, 1H).

20

Example 116

Preparation of N-[2-hydroxy-5-fluorophenyl]-N'-[2-bromophenyl] urea

a)Preparation of 2-amino-4-fluorophenol

A mixture of 4-fluoro-2-nitrophenol(1g, 4.64mmol) and tin (II) chloride (5.4 g, 24.2mmol) in ethanol(50mL) was heated at 80°C under argon. After 2 hours, the
25 starting material had disappeared and the solution was allowed to cool down and then poured into ice. The pH is made slightly basic (pH7-8), by addition of solid NaOH, before being extracted with ethyl acetate. The organic phase was washed with brine, dried over MgSO₄ and filtered. The solvent was evaporated and chromatography of the resulting solid on silica gel (4%MeOH/ CH₂Cl₂) gave the desired product(622 mg, 85
30 %). ¹H NMR (CD₃OD): d 6.51 (dd, 1H), 6.32 (dd, 1H), 6.17 (ddd, 1H).

b)Preparation of N-[2-hydroxy-5-fluorophenyl]-N'-[2-bromophenyl] urea

N-[2-Hydroxy-5-fluorophenyl]-N'-[2-bromophenyl] urea was prepared from 2-amino-6-fluoro phenol (254mg, 2.00 mmol) according to the procedure in General Method B. The product was purified by precipitation from methylene chloride/
35 hexane(1/20) and filtering. (520mg,80%). ¹H NMR (CD₃OD): d 7.88 (d, 1H), 7.79 (dd, 1H), 7.57 (d, 1H), 7.31 (t, 1H), 7.00 (t, 1H), 6.76 (dd, 1H), 6.57 (ddd,1H).

Example 117Preparation of N-[2-hydroxy-5-trifluoromethylphenyl]-N'-[2-bromophenyl] urea

a) Preparation of 2-amino-4-trifluoromethylphenol

5 A mixture of 4-trifluoromethyl-2-nitrophenol (1.0 g, 4.8 mmol) and tin (II) chloride (5.4 g, 24.2 mmol) in ethanol (150 mL) was heated at 80°C under argon. After 2 hours, the starting material had disappeared and the solution was allowed to cool down and then poured into ice. The pH was made slightly basic (pH 7-8), by addition of solid NaOH, before being extracted with ethyl acetate. The organic phase was washed
10 with brine, dried over MgSO₄ and filtered. The solvent was evaporated and chromatography of the resulting solid on silica gel (4% MeOH/ CH₂Cl₂) gave the desired product (708 mg, 83 %). ¹H NMR (CD₃OD): d 6.87 (s, 1H), 6.80 (d, 1H), 6.69 (d, 1H).

b) Preparation of N-[2-hydroxy-5-trifluoromethylphenyl]-N'-[2-bromophenyl] urea

15 N-[2-hydroxy-5-trifluoromethylphenyl]-N'-[2-bromophenyl] urea was prepared from 2-amino-4-trifluoromethylphenol (354 mg, 2.00 mmol) according to the procedure in General Method B. The product was purified by precipitation from methylene chloride/hexane (1 equiv./20 equiv.) and filtering. (490 mg, 65%). ¹H NMR (CD₃OD): d 8.40 (s, 1H), 7.94 (d, 1H), 7.60 (d, 1H), 7.35 (t, 1H), 7.18 (d, 1H), 7.03 (t, 1H), 6.95 (d, 1H).

20

Example 118Preparation of N-[2-hydroxyphenyl]-N'-[2-bromophenyl] urea

N-[2-hydroxyphenyl]-N'-[2-bromo phenyl] urea was prepared from 2-amino-phenol (141 mg, 1.30 mmol) according to the procedure in General Method B. The
25 product was purified by precipitation from methylene chloride/hexane (1/20) and filtering. (300 mg, 75%). ¹H NMR (CD₃OD): d 8.05 (d, 1H), 7.49 (d, 1H), 7.25 (t, 2H), 6.96 (t, 1H), 6.90 (t, 2H), 6.68 (t, 1H).

Example 11930 Preparation of N-[trans-3-styryl 2-hydroxy phenyl]-N'-[2-bromophenyl] urea
a) Preparation of trans-6-styryl-2-nitrophenol

Trans-2-styrylphenol (500 mg, 2.55 mmol) was dissolved in methylene chloride (40 mL) followed by the addition of sodium nitrate (240 mg, 2.81 mmol). The addition of sulfuric acid (3 mL of 3M) was then made, followed by addition of a
35 catalytic amount of sodium nitrite. The mixture was allowed to stir. After 24 hours, the reaction mixture was diluted with methylene chloride and extracted with water. The

organic layer was dried over MgSO₄ and filtered. The solvent was evaporated and chromatography of the resulting solid on silica gel (4%MeOH/ CH₂Cl₂) gave the desired product (200 mg, 36 %). ¹H NMR (CD₃COCD₃): d 8.05 (d, 1H), 7.90 (d, 2H), 7.65-7.20 (m, 7H), 7.00 (t, 1H).

5 b) Preparation of trans-6-styryl-2-aminophenol

A mixture of trans-6-styryl-2-nitrophenol (200 mg, 0.83 mmol) and tin (II) chloride (560 mg, 2.60 mmol) in ethanol (50 mL) was heated at 80° C under argon. After 2 hours, the starting material has disappeared and the solution was allowed to cool down and then poured into ice. The pH is made slightly basic (pH 7-8), by addition of solid NaOH, before being extracted with ethyl acetate. The organic phase was washed with brine, dried over MgSO₄ and filtered. The solvent was evaporated and chromatography of the resulting solid on silica gel (4%MeOH/ CH₂Cl₂) gave the desired product (50 mg, 29 %). ¹H NMR (CD₃OD): d 7.51 (m, 3H), 7.29 (m, 3H), 7.11 (t, 1H), 7.00 (m, 2H), 6.69 (m, 2H).

15 c) Preparation of N-[trans-3-styryl-2-hydroxyphenyl]-N'-[2-bromophenyl] urea

N-[trans-3-styryl-2-hydroxyphenyl]-N'-[2-bromophenyl] urea was prepared from trans-6-styryl-2-aminophenol (35 mg, 0.17 mmol) according to the procedure in General Method B. The product was purified by precipitation from methylene chloride/ hexane (1/20) and filtering. (36 mg, 53%). ¹H NMR (CD₃OD): d 7.97 (d, 1H), 7.62-7.48 (m, 4H), 7.45-7.26 (m, 5H), 7.25 (t, 1H), 7.15 (d, 1H), 7.01 (t, 1H), 6.88 (t 2H).

Example 120

Preparation of N-[2-hydroxy-3,4-dichlorophenyl]-N'-[2-methoxyphenyl] urea

N-[2-hydroxy-3,4-dichlorophenyl]-N'-[2-methoxyphenyl] urea was prepared from 2-amino-5,6-dichlorophenol (80 mg, 0.50 mmol, example 82b) according to the procedure in General Method B. The product was purified by precipitation from methylene chloride/ hexane (1/20) and filtering. (125 mg, 77%). ¹H NMR (CD₃OD): d 8.02 (d, 1H), 7.79 (d, 1H), 7.05-6.86 (m, 4H), 3.92 (s, 3H).

Example 121

Preparation of N-[2-hydroxy-3,4-dichlorophenyl]-N'-[4-methoxyphenyl] urea

N-[2-hydroxy-3,4-dichlorophenyl]-N'-[4-methoxyphenyl] urea was prepared from 2-amino-5,6-dichlorophenol (80 mg, 0.50 mmol, example 82b) according to the procedure in General Method B. The product was purified by precipitation from methylene chloride/ hexane (1equiv./20equiv.) and filtering. (120 mg, 74%). ¹H NMR (CD₃OD): d 7.89 (d, 1H), 7.35 (d, 2H), 6.99 (d, 1H), 6.90 (dd, 2H), 3.80 (s, 3H).

Example 122Preparation of N-[2-hydroxy-3,4-dichlorophenyl]-N'-[3-trifluoromethylphenyl] urea

N-[2-hydroxy-3,4-dichlorophenyl]-N'-[3-trifluoromethylphenyl] urea was prepared from 2-amino-5,6-dichlorophenol (80mg, 0.50 mmol, example 82b) according to the procedure in General Method B. The product was purified by precipitation from methylene chloride/ hexane(1equiv./20equiv.) and filtering. (130mg, 71%). ¹H NMR (CD₃OD): d 7.96 (d, 2H), 7.60 (d, 1H), 7.48 (t, 1H), 7.30 (d, 1H), 7.00 (d, 1H).

10

Example 123Preparation of N-[2-hydroxy-3,4-dichlorophenyl]-N'-[2-phenylphenyl] urea

N-[2-hydroxy-3,4-dichlorophenyl]-N'-[2-phenylphenyl] urea was prepared from 2-amino-5,6-dichlorophenol (80mg, 0.50 mmol, example 82b) according to the procedure in General Method B. The product was purified by precipitation from methylene chloride/ hexane(1equiv./20equiv.) and filtering. (110mg, 59%). ¹H NMR (CD₃OD): d 7.77 (d, 1H), 7.73 (d, 1H), 7.53-7.14 (m, 8H), 6.95 (d, 1H).

20

Example 124Preparation of N-[2-hydroxy-3,4-dichlorophenyl]-N'-[2,3-dichlorophenyl] urea

N-[2-Hydroxy-3,4-dichlorophenyl]-N'-[2,3-dichlorophenyl] urea was prepared from 2-amino-5,6-dichlorophenol (80mg, 0.50 mmol, example 82b) according to the procedure in General Method B. The product was purified by precipitation from methylene chloride/ hexane(1equiv./20equiv.) and filtering. (130mg, 71%). ¹H NMR (CD₃OD): d 8.06 (dd, 1H), 7.91 (d, 1H), 7.25 (m, 2H), 7.00 (d, 1H).

25

Example 125Preparation of N-[2-hydroxy-4-isopropylphenyl]-N'-[3-trifluoromethylphenyl] ureaa)Preparation of 2-nitro-5-isopropylphenol

3-isopropylphenol (3.00g, 22 mmol) was dissolved in methylene chloride(40ml) followed by the addition of sodium nitrate (2.06g, 24mmol). The addition of sulfuric acid (25mL/ 3M) is then made, followed by addition of a catalytic amount of sodium nitrite. The mixture was allowed to stir. After 24 h, the reaction mixture is diluted with methylene chloride and extracted with water. The organic layer is dried over MgSO₄ and filtered. The solvent was evaporated and chromatography of the resulting solid on silica gel (4%MeOH/ CH₂Cl₂) gave the desired product(1.09g, 27 %). ¹H NMR (CD₃COCD₃): d 7.95 (d,1H), 7.62 (d,1H), 7.11 (d, 1H), 2.95 (m, 1H), 1.24 (d, 6H).

35

b) Preparation of 2-amino-5-isopropylphenol

To a solution of 2-nitro-5-isopropylphenol (1g, 6.4 mmol) in methanol (50 mL) was added 10% Pd/C (100 mg). The mixture was flushed with argon, then hydrogen was bubbled through the solution for 10 min. and a hydrogen atmosphere was maintained at balloon pressure overnight. The mixture was filtered through celite and the celite was washed with methanol. The solvent was evaporated and chromatography of the resulting solid on silica gel (5% MeOH/ CH₂Cl₂) gave the desired product (775 mg, 93 %). ¹H NMR (CD₃OD): d 6.71-6.44 (m, 3H), 2.73 (m, 1H), 1.20 (d, 6H).

c) Preparation of N-[2-hydroxy-4-isopropylphenyl]-N'-[3-trifluoromethylphenyl] urea

N-[2-hydroxy-4-isopropylphenyl]-N'-[3-trifluoromethylphenyl] urea was prepared from 2-amino-5-isopropylphenol (75mg, 0.50 mmol) according to the procedure in General Method B. The product was purified by precipitation from methylene chloride/ hexane (1equiv./20equiv.) and filtering. (140mg, 83%). ¹H NMR (CD₃OD): d 7.91 (d, 2H), 7.62 (d, 1H), 7.47 (t, 1H), 7.39 (d, 1H), 6.75 (s, 1H), 6.72 (d, 1H), 2.80 (m, 1H), 1.21 (d, 6H).

Example 126Preparation of N-[2-hydroxy-3-naphthyl]-N'-[2,3-dichlorophenyl] urea

N-[2-hydroxy-3-naphthyl]-N'-[2,3-dichlorophenyl] urea was prepared from 3-amino 2-naphthol (160mg, 1.00 mmol) according to the procedure in General Method B. The product was purified by precipitation from methylene chloride/ hexane (1equiv./20equiv.) and filtering. (285mg, 82%). ¹H NMR (CD₃OD): d 8.48 (s, 1H), 8.10 (d, 1H), 7.68 (d, 1H), 7.57 (d, 1H), 7.40-7.23 (m, 4H), 7.18 (d, 1H).

Example 127Preparation of N-[2-[(2,3-Dichlorothien-5-yl)]sulfonylamino]phenyl]-N'-(2-bromophenyl)urea

a) Preparation of [2-[(2,3-Dichlorothien-5-yl)]sulfonylamino]aniline

The title compound was prepared according to General Method C using 2,3-dichlorothiophene-5-sulfonyl chloride ((1 eq). The product was purified by flash chromatography on silica gel (ethyl acetate/hexane 20/80-methylene chloride:methanol 90/10) (1.25 g, 39 %). EI-MS m/z 321 (M-H)⁺

b) Preparation of N-[2-[(2,3-Dichlorothien-5-yl)]sulfonylamino]phenyl]-N'-(2-bromophenyl)urea

The title compound was prepared from [2-[(2,3-dichlorothien-5-yl)]sulfonylamino]aniline (1.25 g, 3.9 mmol) and 2-(bromophenyl)isocyanate (768 mg,

3.9 mmol) according to General Method B. The product was purified by flash chromatography on silica gel (ethyl acetate:hexane 30/70) (272 mg, 13 %) EI-MS m/z 520 (M-H)⁻

5

Example 128

Preparation of N-[2-[(3,5-Bistrifluoromethyl)phenyl]sulfonylamino]phenyl]-N'-(2-bromophenyl)urea

a)Preparation of [2-(3,5-Bistrifluoromethylphenyl)sulfonylaminoaniline]

The title compound was prepared according to General Method C using 3,5-
10 (bistrifluoromethyl)phenylsulfonyl chloride (1.28 g, 4.1 mmol) and o-phenylenediamine (441 mg, 4.1 mmol). The product was purified by flash chromatography on silica gel (methylene chloride:methanol 95/5) (611 mg, 39 %). EI-MS m/z 383 (M-H)⁻

b)Preparation of N-[2-[(3,5-Bistrifluoromethyl)phenyl]sulfonylamino]phenyl]-N'-(2-bromophenyl)urea

15 The title compound was prepared from [2-(3,5-bistrifluoromethylphenyl)sulfonylaminoaniline (591 mg, 1.5 mmol) and 2-bromophenylisocyanate (305 mg, 1.5 mmol) according to General Method B. The product was purified by flash chromatography on silica gel (ethyl acetate:hexane 30/70) (10 mg, 1 %).EI-MS m/z 580 (M-H)⁻

20

Example 129

Preparation of N-[2-[(2-Benzyl)sulfonylamino]-(5-trifluoromethyl)phenyl]-N'-(2-bromophenyl)urea

a)Preparation of [(4-Benzylsulfonylamino)-(3 -nitro)-benzotrifluoride]

4-Amino-3-nitro-benzotrifluoride (1.0 g, 4.85 mmol) was mixed in DMF and
25 the reaction mixture was cooled to 0°C. Sodium hydride (175 mg, 7.28 mmol) was added to the cold mixture and allowed to mix for ten minutes (a deep red color was noted). Toluenesulfonyl chloride (925 mg, 4.85 mmol) was added (reaction color changed to yellow) and the reaction was mixed for sixteen hours at room temperature. The reaction was quenched in NH₄Cl and extracted with ethyl acetate:hexane (1:1).
30 The product was purified by flash chromatography on silica gel (ethyl acetate:hexane 30/70) (878 mg, 52 %) EI-MS m/z 359 (M-H)⁻.

b)Preparation of [(4-Benzylsulfonylamino)-(3-amino)-benzotrifluoride]

[(4-Benzylsulfonylamino)-(3-nitro)-benzotrifluoride (230 mg, 0.64 mmol) was
mixed in methanol and poured into a Parr bottle. Palladium on carbon (15 mg) was
35 added under an argon stream. The reaction mixture was placed on a Parr shaker (55

psi, H₂) for several hours. The reaction mixture was filtered through Celite to give the title compound. (210 mg, 99%) EI-MS m/z 329 (M-H)⁻.

c) Preparation of N-[2-[(2-Benzyl)sulfonylamino]-(5-trifluoromethyl)phenyl]-N'-(2-bromophenyl)urea

5 The title compound was prepared from [(4-benzylsulfonylamino)-(3-amino)-benzotrifluoride (210 mg, 0.64 mmol) and 2-bromophenylisocyanate (126 mg, 0.64 mmol) according to the procedure in General Method B. The product was purified by flash chromatography on silica gel (ethyl acetate:hexane 30/70) (70 mg, 21%) EI-MS m/z 526 (M-H)⁻

10

Example 130

Preparation of N-[2-[2-(3-Nitrophenyl)sulfonylamino]phenyl]-N'-(2-bromophenyl)urea

a) Preparation of [2-((3-Nitrophenyl)sulfonylamino)aniline]

15 The title compound was prepared according to General Method C using 3-nitrobenzenesulfonyl chloride (1 eq). The product was purified by flash chromatography on silica gel (methylene chloride:methanol 96/4). (1.07 g, 37 %) EI-MS m/z 294 (M+H)⁺

b) Preparation of N-[2-[(3-Nitrophenyl)sulfonylamino]phenyl]-N'-(2-bromophenyl)urea

20 The title compound was prepared from [2-(3-nitrophenyl)sulfonylaminoaniline] (590 mg, 2.0 mmol) and 2-(bromophenyl)isocyanate (398 mg, 2.0 mmol) according to the procedure in General Method B. The product was purified by flash chromatography on silica gel (ethyl acetate:hexane 30/70) (400 mg, 40%). EI-MS m/z 489 (M-H)⁻

Example 131

Preparation of N-[2-[2-(4-Phenoxyphenyl)sulfonylamino]phenyl]-N'-(2-bromophenyl)

25 urea

a) Preparation of [2-((4-Phenoxyphenyl)sulfonylamino)aniline]

30 The title compound was prepared according to General Method C using 4-phenoxyphenylsulfonyl chloride (969 mg, 3.6 mmol) and o-phenylenediamine (300 mg, 2.77 mmol). The reaction mixture was partitioned between water (200 ml) and toluene:methylene chloride (1:3). The organic phase collected and the methylene chloride evaporated leaving the toluene. Hexane added and the product precipitated from solution. (317 mg, 34 %) EI-MS m/z 341 (M+H)⁺

b) Preparation of N-[2-[(4-Phenoxyphenyl)sulfonylamino]phenyl]-N'-(2-bromophenyl)urea

35 The title compound was prepared from [2-(4-phenoxyphenyl)sulfonyl aminoaniline (276 mg, 0.8 mmol) and 2-(bromophenyl)isocyanate (161 mg, 0.8 mmol)

according to the procedure in General Method B. The product was purified by flash chromatography on silica gel (ethyl acetate:hexane 30/70) (240 mg, 55 %) EI-MS m/z 536 (M-H)⁻

5

Example 132

Preparation of N-[[2-(1S)-10-Camphorsulfonylamino]phenyl]-N'-(2-bromophenyl)urea

a) Preparation of 2-((1S)-10-Camphorsulfonylamino)aniline

The title compound was prepared according to General Method C using (1S)(+)-10-Camphorsulfonyl chloride (1.16 g, 4.6 mmol) and o-phenylenediamine (500 mg, 4.6 mmol). The reaction mixture was partitioned between water (200 ml) and toluene:methylene chloride (1:3). The organic phase was separated and the methylene chloride evaporated leaving the toluene. Hexane was added and solid precipitated from solution. (130 mg, 9%) EI-MS m/z 323 (M+H)⁺

b) Preparation of N-[[2-(1S)-10-Camphorsulfonylamino]phenyl]-N'-(2-bromophenyl)urea

The title compound was prepared from [2-(1S)-10-camphorsulfonylamino]aniline (130 mg, 0.4 mmol) and 2-(bromophenyl)isocyanate (80 mg, 0.4 mmol) according to the procedure in General Method B. The solvent was evaporated and product was precipitated from methylene chloride:hexane. (200 mg, 95 %) EI-MS m/z 518 (M-H)⁻

25

Example 133

Preparation of N-[[2-(1R)-10-Camphorsulfonylamino]phenyl]-N'-(2-bromophenyl)urea

a) Preparation of 2-((1R)-10-Camphorsulfonylamino)aniline

The title compound was prepared according to General Method C using (1R)(-)-10-camphorsulfonyl chloride (1.16 g, 4.6 mmol) and o-phenylenediamine (500 mg, 4.6 mmol). The reaction mixture was partitioned between water (200 mL) and toluene:methylene chloride(1:3). The organic phase was separated and the methylene chloride evaporated leaving the toluene. Hexane was added and the product precipitated from solution. (563 mg, 38%). EI-MS m/z 323 (M+H)⁺

b) Preparation of N-[[2-(1R)-10-Camphorsulfonylamino]phenyl]-N'-(2-bromophenyl)urea

The title compound was prepared from [1-(1R)-10-camphorsulfonylaminoaniline] (563 mg, 1.75 mmol) and 2-(bromophenyl)isocyanate

(346 mg, 1.75 mmol) according to the procedure in General Method B. The product was purified by flash chromatography on silica gel (ethyl acetate:hexane 30/70) (263 mg, 29 %) EI-MS m/z 518 (M-H)⁻

5

Example 134

Preparation of N-[2-[2-(2-Nitro-(4-trifluoromethyl)phenyl)sulfonylamino]phenyl]-N'-(2-bromophenyl)urea

a) Preparation of [2-[(2-Nitro)-(4-trifluoromethyl)phenyl]sulfonylamino]aniline

The title compound was prepared according to General Method C using 2-nitro-4-(trifluoromethyl)benzenesulfonyl chloride (1 eq). The product was purified by flash chromatography on silica gel (methylene chloride:methanol 96/4) (875 mg, 25 %) EI-MS m/z 362 (M+H)⁺

10

b) Preparation of N-[2-[2-(2-Nitro-(4-trifluoromethyl)phenyl)sulfonylamino]phenyl]-N'-(2-bromophenyl)urea

15

The title compound was prepared from [2-[(2-nitro)-(4-trifluoromethyl)phenyl]sulfonylamino]aniline (740 mg, 2.1 mmol) and 2-(bromophenyl)isocyanate (406 mg, 2.1 mmol) according to General Method B. The product was purified by flash chromatography on silica gel (ethyl acetate:hexane 30/70). The product was further purified by recrystallization in ethyl acetate:hexane. (320 mg, 28 %) EI-MS m/z 557

20

(M-H)⁻

Example 135

Preparation of N-(2-hydroxy-4-azidophenyl)-N'-(2-iodophenyl)urea

a) Preparation of N-(2-hydroxy-4-aminophenyl)-N'-(2-iodophenyl)urea

To a solution of N-(2-hydroxy-4-nitrophenyl)-N'-(2-iodophenyl)urea (220 mg, 0.55 mmol) in ethanol (15 mL), Tin chloride (522 mg, 2.75 mmol) was added. The reaction mixture was stirred at reflux for 16 hours then cooled to room temperature. The reaction mixture was basified to pH 8 with aq. NaHCO₃ then extracted with ethyl acetate (3x). The organic extracts were combined, dried over MgSO₄, filtered and concentrated under reduced pressure to give product (180 mg, 89%). EI-MS m/z 370

30

(M+H)⁺

b) Preparation of N-(2-hydroxy-4-azidophenyl)-N'-(2-iodophenyl)urea

The N-(2-hydroxy-4-aminophenyl)-N'-(2-iodophenyl)urea (77 mg, 0.21 mmol) was added to HCl/H₂O (0.21 mL/0.42 mL), and cooled to 0°C. Sodium nitrate (14.5 mg, 0.21 mmol) was added to the reaction mixture. The reaction mixture was stirred at 0°C for 30 minutes. Sodium azide (14 mg, 0.21 mmol) was added to reaction mixture and it was warmed to room temperature. The reaction mixture was stirred at room

35

temperature for 18 hours. Then it was extracted with three times by ethyl acetate. The organic extracts were combined, dried over MgSO₄, filtered and concentrated under reduced pressure and chromatography of the resulting solid on silica gel (hexane : ethyl acetate; 5:1) gave product (20 mg, 24%). EI-MS m/z 396 (M+H)⁺.

5

Example 136

Preparation of N-(2-hydroxy-3-azidophenyl)-N'-(2-bromophenyl)urea

a) Preparation of N-(2-hydroxy-3-aminophenyl)-N'-(2-bromophenyl)urea

To a solution of N-(2-hydroxy-3-nitrophenyl)-N'-(2-bromophenyl)urea (300 mg, 0.85 mmol) in ethanol (20 mL), Tin chloride (958 mg, 4.25 mmol) was added. The reaction mixture was stirred at reflux for 16 hours then cooled to room temperature. The reaction mixture was basified to pH 8 with aq. NaHCO₃ then extracted with ethyl acetate (3x). The organic extracts were combined, dried over MgSO₄, filtered and concentrated under reduced pressure to give product (274 mg, 99%). EI-MS m/z 323 (M+H)⁺.

10
15

b) Preparation of N(2-hydroxy-3-azidophenyl)-N'-(2-bromophenyl)urea

The N-(2-hydroxy-3-aminophenyl)-N'-(2-bromophenyl)urea(274 mg, 0.85 mmol) was added to HCl/H₂O (0.85 mL/1.7 mL), cooled to 0°C. Sodium nitrate (58.6 mg, 0.85 mmol) was added to the reaction mixture. The reaction mixture was stirred at 0°C for 30 minutes. Sodium azide (55 mg, 0.85 mmol) was added to reaction mixture and it was warmed to room temperature. The reaction mixture was stirred at room temperature for 18 hours then it was extracted with three times with ethyl acetate. The organic extracts were combined, dried over MgSO₄, filtered and concentrated under reduced pressure and chromatography of the resulting solid on silica gel (hexane : ethyl acetate; 5:1) gave product (210 mg, 71%). EI-MS m/z 349 (M+H)⁺.

20
25

Example 137

Preparation of N-[2-hydroxy-3-cyanophenyl]-N'-[2-methoxyphenyl] urea

N-[2-hydroxy-3-cyanophenyl]-N'-[2-methoxyphenyl] urea was prepared from 2-amino-6-cyanophenol (134mg, 1.00 mmol) according to the procedure in General Method B. The product was purified by precipitation from methylene chloride/hexane(1equiv./20equiv.) and filtering. (230 mg, 81%). ¹H NMR (CD₃OD): d 8.06 (d, 1H), 7.79 (d, 1H), 7.49-7.35 (m, 2H), 7.05-6.87 (m, 3H), 3.95 (s, 3H).

30

Example 138Preparation of N-[2-hydroxy-3-cyanophenyl]-N'-[3-trifluoromethylphenyl] urea

N-[2-hydroxy-3-cyanophenyl]-N'-[3-trifluoromethylphenyl] urea was prepared from 2-amino-6-cyanophenol (134mg, 1.00 mmol, example 83a) according to the procedure in General Method B. The product was purified by precipitation from methylene chloride/ hexane(1equiv./20equiv.) and filtering. (280mg, 87%). ¹H NMR (CD₃OD): d 8.10 (d, 1H), 7.96 (s, 1H), 7.54 (d, 1H), 7.55-7.25 (m, 3H), 7.01 (t, 1H).

Example 139Preparation of N-[2-hydroxy-3-cyanophenyl]-N'-[2-phenylphenyl] urea

N-[2-hydroxy-3-cyanophenyl]-N'-[2-phenylphenyl] urea was prepared from 2-amino-6-cyanophenol (134mg, 1.00 mmol, example 83a) according to the procedure in General Method B. The product was purified by precipitation from methylene chloride/ hexane(1equiv./20equiv.) and filtering. (270mg, 82%). ¹H NMR (CD₃OD): d 7.81 (d, 1H), 7.75 (d, 1H), 7.56-7.15 (m, 9H), 6.91 (t, 1H).

Example 140Preparation of N-[2-hydroxy-3-cyanophenyl]-N'-[2,3-dichlorophenyl] urea

N-[2-hydroxy-3-cyanophenyl]-N'-[2,3 dichlorophenyl] urea was prepared from 2-amino-6-cyanophenol (134mg, 1.00 mmol, example 83a) according to the procedure in General Method B. The product was purified by precipitation from methylene chloride/ hexane(1equiv./20equiv.) and filtering. (300mg, 93%). ¹H NMR (CD₃OD): d 8.11 (d, 1H), 8.01 (d, 1H), 7.33-7.25 (m, 3H), 7.00 (t, 1H).

Example 141Preparation of N-[2-hydroxy-4-isopropylphenyl]-N'-[2,3-dichlorophenyl] urea

N-[2-hydroxy-4-isopropylphenyl]-N'-[2,3-dichlorophenyl] urea was prepared from 2-amino-5-isopropylphenol (150 mg, 1.00 mmol, example 128a) according to the procedure in General Method B. The product was purified by precipitation from methylene chloride/ hexane(1equiv./20equiv.) and filtering (285mg, 84%). ¹H NMR (CD₃OD): d 8.05 (d, 2H), 7.77 (s, 1H), 7.26 (m, 2H), 6.88 (m, 2H), 2.82 (m, 1H), 1.25 (d, 6H).

Example 142Preparation of N-[2-hydroxy-4-isopropylphenyl]-N'-[2-chloro-5-trifluoromethylphenyl] urea

5 N-[2-hydroxy-4-isopropylphenyl]-N'-[2-chloro-5-trifluoromethylphenyl] urea was prepared from 2-amino-5-isopropylphenol (150mg, 1.00 mmol, example 128a) according to the procedure in General Method B. The product was purified by precipitation from methylene chloride/ hexane(1equiv./20equiv.) and filtering. (275mg, 82%). ¹H NMR (CD₃OD): d 8.50 (s, 1H), 7.70 (s, 1H), 7.51 (d, 1H), 7.22 (d, 1H), 6.70 (m, 2H), 6.62 (dd, 1H), 2.76 (m, (1H), 1.16 (d, 6H).

10

Example 143Preparation of N-[2-hydroxy-3-phenylphenyl]-N'-[2,3-dichlorophenyl] urea

a)Preparation of 2-nitro-6-phenylphenol

15 2-phenylphenol (3.00g, 17.6mmol) was dissolved in methylene chloride(40ml) followed by the addition of sodium nitrate (1.65g, 19.4mmol). The addition of sulfuric acid (25ml/ 3M) was then made, followed by addition of a catalytic amount of sodium nitrite. The mixture was allowed to stir. After 24 hrs, the reaction mixture was diluted with methylene chloride and extracted with water. The organic layer was dried over MgSO₄ and filtered. The solvent was evaporated and chromatography of the resulting
20 solid on silica gel (4%MeOH/ CH₂Cl₂) gave the desired product(900 mg, 24 %). ¹H NMR (CD₃COCD₃): d 8.19 (d,1H), 7.79 (d,1H), 7.64 (d, 2H), 7.50 (t, 2H), 7.45 (t, 1H), 7.22 (t, 1H).

b)Preparation of 2-amino-6-phenylphenol

25 To a solution of 2-nitro-6-phenylphenol(900 mg, 4.2mmol) in methanol(50ml) was added 10% Pd/C (100 mg). The mixture was flushed with argon, then hydrogen was bubbled through the solution for 10 min. and a hydrogen atmosphere was maintained at balloon pressure overnight. The mixture was filtered through celite and the celite was washed with methanol. The solvent was evaporated and chromatography of the resulting solid on silica gel (5%MeOH/ CH₂Cl₂) gave the desired product(700
30 mg, 90 %). ¹H NMR (CD₃OD): d 7.55-7.27 (m, 5H), 6.77-6.61 (m, 3H)

c)Preparation of N-[2-hydroxy-3-phenylphenyl]-N'-[2,3-dichlorophenyl] urea

N-[2-hydroxy-3-phenylphenyl]-N'-[2,3-dichlorophenyl] urea was prepared from 2- amino-6-phenylphenol (92.5mg, 0.50 mmol) according to the procedure in General Method B. The product was purified by precipitation from methylene chloride/
35 hexane(1equiv./20equiv.) and filtering. (150mg,81%). ¹H NMR (CD₃OD): d 8.06 (d, 1H),7.65 (d, 1H), 7.54 (d, 2H),7.40 (t, 2H), 7.32 (d, 1H) 7.22 (m, 2H), 7.04-6.88

Preparation of N-[2-hydroxy-3-phenylphenyl]-N'-[2,3-dichlorophenyl] urea

b)N-[2-hydroxy-3-phenylphenyl]-N'-[2,3-dichlorophenyl] urea was prepared from 2-amino-6-phenylphenol (92.5mg, 0.50 mmol) according to the procedure in General Method B. The product was purified by precipitation from methylene chloride/
5 hexane(1equiv./20equiv.) and filtering. (150 mg, 81%). ¹H NMR (CD₃OD): d 8.06 (d, 1H), 7.65 (d, 1H), 7.54 (d, 2H), 7.40 (t, 2H), 7.32 (d, 1H) 7.22 (m, 2H), 7.04-6.88 (m, 2H).

Example 144

Preparation of N-[2-hydroxy-5-nitrophenyl]-N'-[2-methoxyphenyl] urea

10 N-[2-hydroxy-5-nitrophenyl]-N'-[2-methoxyphenyl] urea was prepared from 2-amino-4-nitrophenol (154 mg, 1.00 mmol) according to the procedure in General Method B. The product was purified by precipitation from methylene chloride/ hexane(1equiv./20equiv.) and filtering. (270 mg, 89%). ¹H NMR (CD₃OD): d 9.10 (s, 1H), 8.10 (d, 1H), 7.85 (d, 1H), 7.08-6.88 (m, 4H), 3.96 (s, 3H).

15

Example 145

Preparation of N-[2-hydroxy-5-nitrophenyl]-N'-[3-trifluoromethylphenyl] urea

20 N-[2-hydroxy-5-nitrophenyl]-N'-[3-trifluoromethylphenyl] urea was prepared from 2-amino-4-nitrophenol (154 mg, 1.00 mmol) according to the procedure in General Method B. The product was purified by precipitation from methylene chloride/ hexane(1equiv./20equiv.) and filtering. (290 mg, 85%). ¹H NMR (CD₃OD): d 9.12 (s, 1H), 7.89 (d, 1H), 7.68 (d, 1H), 7.55 (m, 2H), 7.45 (d, 1H), 7.00 (d, 1H).

Example 146

25 Preparation of N-[2-hydroxy-5-nitrophenyl]-N'-[2-phenylphenyl] urea N-[2-hydroxy-5-nitrophenyl]-N'-[2-phenylphenyl] urea was prepared from 2-amino-4-nitrophenol (154 mg, 1.00 mmol) according to the procedure in General Method B. The product was purified by precipitation from methylene chloride/ hexane(1equiv./20equiv.) and filtering. (285 mg, 81%). ¹H NMR (CD₃OD): d 8.09 (s,
30 1H), 7.86 (d, 1H), 7.58-7.20 (m, 9H), 6.95 (d, 1H).

Example 147

Preparation of N-[2-hydroxy-5-nitrophenyl]-N'-[2,3-dichlorophenyl] urea

35 N-[2-hydroxy-5-nitrophenyl]-N'-[2,3-dichlorophenyl] urea was prepared from 2-amino-4-nitrophenol (154 mg, 1.00 mmol) according to the procedure in General Method B. The product was purified by precipitation from methylene chloride/

hexane(1equiv./20equiv.) and filtering. (290 mg, 85%). ^1H NMR (CD_3OD): d 9.11 (s, 1H), 8.17 (d, 1H), 7.89 (d, 1H), 7.34 (m, 2H), 6.95 (d, 1H).

Example 148

5 Preparation of N-[2-hydroxy-5-ethylsulfonylphenyl]-N'-[2,3-dichlorophenyl] urea

N-[2-hydroxy-5-ethylsulfonylphenyl]-N'-[2,3-dichlorophenyl] urea was prepared from 2-amino-4-(ethylsulfonyl)phenol (185 mg, 1.00 mmol) according to the procedure in General Method B. The product was purified by precipitation from methylene chloride/ hexane(1equiv./20equiv.) and filtering. (310 mg, 84%). ^1H NMR
10 (CD_3OD): δ 8.65 (s, 1H), 8.18 (d, 1H), 7.45 (d, 1H), 7.26 (m, 2H), 7.00 (d, 1H), 3.33 (q, 2H), 1.24 (t, 3H).

The following compounds of Formula (I) have been prepared in accordance with the examples and schemes as described above:

15 Example 149 : N-[2-(2-Amino-(4-trifluoromethyl) phenyl) sulfonylamino] phenyl]- N'-(2-bromophenyl)urea EI-MS m/z 527 (M-H) $^-$.

Example 150 : N-[2-(aminosulfonyl phenyl) 3-amino phenyl] N'-(2-bromo phenyl) urea EI-MS m/z 426 (M+H) $^+$;

20 Example 151 : N-[2-[2-(4-Chloro-3-aminophenyl)sulfonylamino]phenyl]-N'-(2-bromophenyl)urea

Example 152 : N-[2-(3-Aminophenyl)sulfonylaminophenyl]-N'-(2-bromophenyl)urea

Example 153 : N-(2-Hydroxy-3-nitrophenyl)-N'-(2-methoxyphenyl)urea EI-MS m/z 302.3 (M-H) $^-$.

25 Example 154 : N-(2-Hydroxy-3-nitrophenyl)-N'-(4-methoxyphenyl)urea EI-MS m/z 302.3 (M-H) $^-$.

Example 155 : N-(2-Hydroxy-3-nitrophenyl)-N'-(3-trifluoromethylphenyl)urea EI-MS m/z 340.3 (M-H) $^-$

30 Example 156 : N-(2-Hydroxy-3-nitrophenyl)-N'-(2-phenylphenyl)urea ^1H NMR (DMSO), 8.83(1H,s), 8.63(1H,s), 8.41 (1H,d), 7.79 (1H,d), 7.56 (1H,d) 7.51-7.32 (6H,m) 7.23 (1H,ds) 7.18 (1H,d) 6.97 (1H,t)

Example 157 : N-(2-Hydroxy-3-nitrophenyl)-N'-(2,3dichlorophenyl) EI-MS m/z 340.3 (M-H) $^-$

Example 158 : N-(2-Hydroxy-3-nitrophenyl)-N'-(4-phenylphenyl) EI-MS m/z 348.3 (M-H) $^-$

35 Example 159 : N-(2-Hydroxy-3-nitrophenyl)-N'-(2,4-dimethoxyphenyl)urea EI-MS m/z 333.4 (M+H) $^+$;

- Example 160 : N-(2-Hydroxy-3-nitrophenyl)-N'-(2-chloro-5-trifluoromethylphenyl)urea
EI-MS m/z 374.2 (M-H)⁻
- Example 161 : N-(2-Benzenesulfonylamino-4-cyanophenyl)-N'-(2-methoxyphenyl)urea EI-
MS m/z 421.3 (M-H)⁻
- 5 Example 162 : N-(2-Benzenesulfonylamino-4-cyanophenyl)-N'-(2-phenylphenyl)urea EI-
MS m/z 467.3 (M-H)⁻
- Example 163 : N-(2-Benzenesulfonylamino-4-cyanophenyl)-N'-(3-
trifluoromethylphenyl)urea EI-MS m/z 459.3 (M-H)⁻
- Example 164 : N-(2-Benzenesulfonylamino-4-cyanophenyl)-N'-(2,3-dichlorophenyl)urea
10 EI-MS m/z 461.1 (M+H)⁺;
- Example 165 : N-(2-Hydroxy-4-amidinophenyl)-N'-(2-bromophenyl)urea ¹H NMR
(CD₃OD): δ 8.10(1H,δ) 7.92(1H,δ) 7.58 (1H,δ) 7.40–7.25 (3H,m) 7.02 (1H, t); EI-MS m/z
348.0 (M-H)⁻
- Example 166 : N-(2-Hydroxy-3,4-dichloro phenyl) N'(phenyl) urea EI-MS m/z 297.0
15 (M+H)⁺
- Example 167 : N-(2-Hydroxy 4-cyano phenyl) N'(phenyl) urea EI-MS m/z 284.0 (M+H)⁺
- Example 168 : N-(2-Hydroxyphenyl 3-carboxylic acid)N'(phenyl) urea EI-MS m/z 273.0
(M+H)⁺
- Example 169 : N-(2-Hydroxy-3-nitrophenyl)-N'-phenylurea EI-MS m/z 274.0 (M+H)⁺
- 20 Example 170 : N-(2-hydroxy-3-cyano phenyl) N'(phenyl) urea EI-MS m/z 254.0 (M+H)⁺
- Example 171 : N-(2-Hydroxy-3-cyano-4-chlorophenyl)-N'-(2-bromophenyl)urea EI-MS
m/z 264.2 (M-H)⁻
- Example 172 : N-(2-Hydroxy-3-fluorophenyl)-N'-(phenyl)urea EI-MS m/z 247.0 (M+H)⁺
- Example 173 : N-(2-Hydroxy-3,4-difluorophenyl)-N'-(phenyl)urea EI-MS m/z 265.0
25 (M+H)⁺
- Example 174 : N-[2-(Benzylsulfonylamino)-4-cyanophenyl]-N'-(2,3-dichlorophenyl)urea
EI-MS m/z 473.0 (M-H)⁻
- Example 175 : N-[2-(Phenylsulfonylamino)-4-trifluoromethylphenyl]-N'-(2,3-
dichlorophenyl)urea EI-MS m/z 502.0 (M-H)⁻
- 30 Example 176 : N-[2-(3-Pyridinesulfonylamino)-4-cyanophenyl]-N'-(2,3-
dichlorophenyl)urea ¹H NMR (CD₃OD): δ 8.76(1H,s) 8.70(iH,d), 8.19 (1H,d) 8.00
(1H,dd) 7.92 (1H,dd) 7.54 (1H,dd) 7.54 (1H, dd) 7.45 (1H,dd) 7.19 (1H,d) 7.17 (1H, s)
6.86 (1H,d)
- Example 178 : N-[2-(5-Isoquinolinesulfonylamino)-4-cyanophenyl]-N'-(2,3-
35 dichlorophenyl)urea ¹H NMR (CD₃OD): δ 9.37 (1H,s) 8.51-8.39 (3H,m) 8.29 (1H,d) 8.00
(1H,dd) 7.93 (1H,d) 7.67 (1H, t) 7.50 (1H,dd) 7.25 (1H,d) 7.24 (1H,s) 6.91 (1H,d)

- Example 179 : N-[2-(Phenylsulfonylamino)-4-cyanophenyl]-N'-(2-chlorophenyl)urea EI-MS m/z 427.0 (M+H)⁺
- Example 180 : N-[(Phenylsulfonylamino)-4-cyanophenyl]-N'-(2-fluoro phenyl) urea EI-MS m/z 411.0 (M+H)⁺
- 5 Example 181 : N-[2-(Phenylsulfonylamino)-4-cyanophenyl]-N'-(2-thiomethylphenyl)urea EI-MS m/z 439.0 (M+H)⁺
- Example 182 : N-[2-(Phenylsulfonylamino)-4-cyano phenyl]-N'-(2-trifluoromethoxyphenyl)urea EI-MS m/z 477.0 (M+H)⁺
- Example 183 : N-[2-(Phenylsulfonylamino)-4-cyanophenyl]-N'-(2-trifluoromethylphenyl)urea EI-MS m/z 461.0 (M+H)⁺
- 10 Example 184 : N-[2-(Phenylsulfonylamino)-4-cyanophenyl]-N'-(2-methylphenyl) urea EI-MS m/z 407.0 (M+H)⁺
- Example 185 : N-[2-(Phenylsulfonylamino)-4-cyano phenyl]-N'-(2-methoxy 3-chloro phenyl) urea EI-MS m/z 457.0 (M+H)⁺
- 15 Example 186 : N-[2-(4-cyanophenyl)-N'-(3-fluoro phenyl) urea EI-MS m/z 409.0 (M-H)⁻
- Example 187 : N-(2-Thiophenesulfonylamino-4-cyanophenyl)-N'-(2,3-dichlorophenyl)urea ; m.p. : 138.5 - 139.2
- Example 188 : N-[(2-Pyrid-2-yl)thiophene-5-sulfonylamino-4-cyanophenyl]-N'-(2,3-dichlorophenyl)urea ; m.p. : 147.5 - 148.3
- 20 Example 189 : N-[(2-Acetamino-4-methyl-5-thiazolesulfonylamino-4-cyanophenyl)-N'-(2,3-dichlorophenyl)urea EI-MS m/z 540.4 (M+H)⁺
- Example 190 : N-[(2-aminosulfonylphenyl) 4-cyano phenyl) N'-(2-methyl-3-chloro phenyl) urea EI-MS m/z 439.0 (M-H)⁻
- Example 191 : N-(2-benzenesulfonylamino-3-cyanophenyl)-N'-(2,3-dichlorophenyl)urea
- 25 ¹H NMR (DMSO): δ 10.00 (1H,s) 9.05 (1H,s) 8.93 (1H,s) 8.19 (1H,dd) 8.00 (1H,dd) 7.72-7.42 (7H,m) 7.35 (1H,d) 7.32 (1H,s)
- Example 192 : N-[(Benzylsulfonylamino)-5-cyanophenyl]-N'-(2,3-dichlorophenyl)urea EI-MS m/z 474.0 (M-H)⁻
- Example 193 : N-[(2-Phenylsulfonylamino)-4-cyanophenyl]-N'-(2-nitrophenyl)urea EI-MS
- 30 m/z 438.0 (M-H)⁻
- Example 194 : N-[(2-Phenylsulfonylamino)-4-cyanophenyl]-N'-(2-methyl-3-nitrophenyl)urea EI-MS m/z 450.0 (M-H)⁻
- Example 195 : N-[(2-Phenylsulfonylamino)-4-cyanophenyl]-N'-(2-methyl-3-aminophenyl)urea EI-MS m/z 422.0 (M+H)⁺
- 35 Example 196 : N-[(2-Phenylsulfonylamino)-4-cyanophenyl]-N'-(2-aminophenyl)urea EI-MS m/z 408.0 (M+H)⁺

- Example 197 : N-(2-(2-pyridinesulfonylamino-4-cyanophenyl)-N'-(2,3-dichlorophenyl)urea
¹H NMR (CD₃OD): δ 8.90 (1H,d) 8.33 (1H,d) 8.14(2H,m) 7.99 (1H,d) 7.78 (1H,dd) 7.67
(1H,dd) 7.40 (1H,d) 7.39 (1H,s) 7.18 (1H,s)
- Example 198 : N-(2-Benzenesulfonylamino-3-trifluoromethylphenyl)-N'-(2,3-
5 dichlorophenyl)urea ¹H NMR (CD₃OD): δ 8.08 (1H,dd) 7.90 (1H,dd) 7.78 (2H,m) 7.50
(2H,d) 7.41 (3H,m) 7.27 (2H,d)
- Example 199 : N-(4-benzenesulphonylthiophene-2-sulphonylamino-4-cyanophenyl)-N'-
(2,3-dichlorophenyl)urea EI-MS m/z 609.0 (M+H)⁺
- Example 200 : N-(2-trifluoromethylbenzenesulfonylamino-4-cyanophenyl)-N'-(2,3-
10 dichlorophenyl)urea EI-MS m/z 527.1 (M+H)⁺
- Example 201 : N-(2-Hydroxy-4-cyanophenyl)-N'-(2,3-methylenedioxyphenyl)urea ¹H
NMR (CD₃OD): δ 8.22 (1H,d) 7.49 (1H,d) 7.18 (1H,d) 7.08 (1H,s) 6.82 (1H,t) 6.61(1H,d)
6.00 (2H,s)
- Example 202 : N-[2-(2-nitrophenylthio)phenyl]-N'-(2-hydroxy-4-nitrophenyl)urea; m.p. :
15 204.1 - 205.3
- Example 203 : N-(2-hydroxy-3-trifluoromethylphenyl)-N'-(2,3-dichlorophenyl)urea; m.p. :
204.3 - 205.2
- Example 204 : N-(2-hydroxy-3-trifluoromethylphenyl)-N'-(2-phenylphenyl)urea m.p. 136.7
- 137.3
- 20 Example 205 : N-(2-Hydroxy-4-nitrophenyl)-N'-(2-benzylphenyl)urea EI-MS m/z 364.0
(M+H)⁺
- Example 206 : N-(2-Hydroxy-4-nitrophenyl)-N'-[2-(phenylthiomethyl)phenyl]urea EI-MS
m/z 394.0 (M-H)⁻
- Example 207 : N-(2-Hydroxy-4-nitrophenyl)-N'-[2-(phenyloxymethyl)phenyl]urea EI-MS
25 m/z 378.0 (M-H)⁻
- Example 208 : N-(2-Hydroxy-4-nitrophenyl)-N'-[2-(phenylethyl)phenyl]urea EI-MS m/z
376.0 (M-H)⁻
- Example 209 : N-(2-Hydroxy-4-nitrophenyl)-N'-[2-(4-trifluorophenyl)phenyl]urea EI-MS
m/z 416.0 (M-H)⁻
- 30 Example 210 : N-(2-Hydroxy-3-trifluoromethylphenyl)-N'-(2-methoxyphenyl)urea EI-MS
m/z 327.3 (M+H)⁺
- Example 211 : N-(2-Hydroxy-4-nitrophenyl)-N'-(2-acetoxyphenyl)urea EI-MS m/z 332.0
(M+H)⁺
- Example 212 : N-(2-Hydroxy-4-nitrophenyl)-N'-[2-(2-cyanophenylthio)phenyl]urea EI-MS
35 m/z 407.0 (M+H)⁺

- Example 213 : N-(2-hydroxy-3-trifluoromethylphenyl)-N'-(2-chlorophenyl)urea m.p. 179.3°C
- Example 214 : N-(2-Hydroxyethyl)-N'-(2-hydroxy-4-nitrophenyl)urea m.p. 168.2 - 168.8°C
- Example 215 : N-2-(benzyoxyphenyl)-N'-(2-hydroxy-4-nitrophenyl)urea m.p. 179.0 - 179.6°C
- 5 Example 216 : N-[2-(2-thienylsulfonylamino)phenyl]-N'-(2-hydroxy-4-nitrophenyl)urea m.p. 149.0 - 149.6°C
- Example 217 : N-(2-Benzenesulfonylamino-4-nitrophenyl)-N'-(2,3-dichlorophenyl)urea
¹H NMR (CD₃OD): δ 9.92 (1H,s) 9.68 (1H,s) 9.58 (1H,s) 8.40 (1H,d) 8.14 (1H,dd) 8.00
10 (1H,d) 7.76-7.57 (6H,m) 7.38 (1H,d) 7.23 (1H,d)
- Example 218 : N-(2-Benzenesulfonylamino-4-nitrophenyl)-N'-(2-bromophenyl)urea ¹H
NMR (CD₃OD): δ 9.89 (1H,s) 9.51(1H,s) 9.35 (1H,s) 8.41(1H,d) 8.13(1H,dd) 7.87 (1H,d)
7.69-7.57 (6H,m) 7.40 (1H,t) 7.22 (1H,dd) 7.10 (1H,t)
- Example 219 : N-(2-Benzylsulfonylamino-4-nitrophenyl)-N'-(2-bromophenyl)urea ¹H
15 NMR (CD₃OD): δ 9.58 (1H,s) 9.30 (1H,s) 9.14 (1H,s) 8.33 (1H,d) 8.13-8.05 (2H,m) 7.88
(1H,d) 7.69 (1H,d) 7.50 -7.30 (6H,m) 7.08 (1H,t) 4.61 (2H,s)
- Example 220 : N-(2-Benzylsulfonylamino-4-nitrophenyl)-N'-(2,3dichlorophenyl)urea ¹H
NMR (CD₃OD): δ 9.60 (1H,s) 9.42(1H,s) 9.40 (1H,s) 8.32 (1H,d) 8.15(1H,dd) 7.45-7.25
(7H,m) 4.62 (2H,s)
- 20 Example 221 : N-[2-(3-Pyridylmethoxy)phenyl]-N'-(2-hydroxy-4-nitrophenyl)urea m.p. 185.4 - 186.2
- Example 222 : N-[2-(4-Pyridylmethoxy)phenyl]-N'-(2-hydroxy-4-nitrophenyl)urea m.p. 189.3 - 189.7
- Example 223 : N-[2-(Methoxycarbonylamino)phenyl]-N'-(2-hydroxy-4-nitrophenyl)urea
25 m.p. 199.3 - 199.6
- Example 224 : N-[2-(Methylsulfonylamino)-4-nitrophenyl]-N'-(2-bromophenyl)urea
- Example 225 : N-[2-(Propylsulfonylamino)-4-nitrophenyl]-N'-(2-bromophenyl)urea
- Example 226 : N-[2-(Propylsulfonylamino)-4-nitrophenyl]-N'-(2,3-
dichlorophenyl)urea
- 30 Example 227 : N-[[2-(2-acetamino-4-methyl-5-thiazolyl)sulfonylamino]-4-
nitrophenyl]-N'-(2,3dichlorophenyl)urea
- Example 228 : N-[2-(3-Pyridinesulfonylamino)-4-nitrophenyl]-N'-(2,3-
dichlorophenyl)urea
- Example 229 : N-[2-(3-Pyridinesulfonylamino)-4-nitrophenyl]-N'-(2-
35 bromophenyl)urea

Example 230 : N-[2-(Methylsulfonylamino)-4-nitrophenyl]-N'-(2,3-dichlorophenyl)urea

Example 231 : N-(2-Hydroxyethyl-1-yloxyphenyl)-N'-(2-hydroxy-4-nitrophenyl)urea

Example 232 : N-(2-Hydroxy-4-cyanophenyl)-N'-(2-benzylaminophenyl)urea m.p.: 108.8-109.4

Example 233 : N'-[2-(2-Pyridylmethoxy)phenyl]-N'-(2-Hydroxy-4-nitrophenyl)urea m.p. 193.5-194.0

Example 234 : N-[2-(2-Methoxycarbonylbenzyloxyphenyl)-N-(2-hydroxy-4-nitrophenyl)urea m.p. 177.2 - 178.0

Example 235 : N-[2-(2-Carboxybenzyloxy)phenyl]-N'-(2-hydroxy-4-nitrophenyl)urea m.p. 164.1

Example 236 : N-[2-(Benzoylamino)phenyl]-N'-(2-hydroxy-4-nitrophenyl)urea m.p. 188.7- 189.3 ° C

The following compounds of Formula (I) may be prepared in accordance with the examples and schemes as described above:

N-(2-Hydroxy-4-cyanophenyl)-N'-(2-(benzyloxy)phenyl)urea

N-(2-Hydroxy-4-cyanophenyl)-N'-(2-(2-pyridylmethyloxy)phenyl)urea

N-(2-Hydroxy-4-cyanophenyl)-N'-(2-(3-pyridylmethyloxy)phenyl)urea

N-(2-Hydroxy-4-cyanophenyl)-N'-(2-(4-pyridylmethyloxy)phenyl)urea

N-(2-Hydroxy-4-trifluoroacetophenone)-N'-(2-bromophenyl)urea

N-(2-Hydroxy-4-trifluorosulfonylphenyl)-N'-(2-bromophenyl)urea

N-(2-Hydroxy-3-bromo-4-cyanophenyl)-N'-(2-bromophenyl)urea

N-(2-Hydroxy-3-chloro-4-cyanophenyl)-N'-(2-bromophenyl)urea

N-(2-Hydroxy-3-trifluoromethyl-4-cyanophenyl)-N'-(2-bromophenyl)urea

N-(2-Hydroxy-4-cyanophenyl-3-carboxylic acid)-N'-(2-bromophenyl)urea

N-(2-Hydroxy-4-trifluoroacetophenone)-N'-(2,3-dichlorophenyl)urea

N-(2-Hydroxy-4-trifluorosulfonylphenyl)-N'-(2,3-dichlorophenyl)urea

N-(2-Hydroxy-3-bromo-4-cyanophenyl)-N'-(2,3-dichlorophenyl)urea

N-(2-Hydroxy-3-chloro-4-cyanophenyl)-N'-(2,3-dichlorophenyl)urea

N-(2-Hydroxy-3-trifluoromethyl-4-cyanophenyl)-N'-(2,3-dichlorophenyl)urea

N-(2-Hydroxy-4-cyanophenyl-3-carboxylic acid)-N'-(2,3-dichlorophenyl)urea

The following compounds of Formula (I) may be prepared in accordance with the examples and schemes as described above, or may also be purchased commercially from well recognized sources. For instance, from Aldrich Chemical Company:

N-(2-Hydroxy-4-nitrophenyl)-N'-phenylurea

For instance, from the Alfred Bader Collection of Aldrich Chemical:

1-(2-Carboxyphenyl)-3-(3-fluorophenyl)urea

1-(2-Carboxyphenyl)-3-(3-chlorophenyl)urea

5

Available from Gallard Schlesinger Company and/or the Sigma Aldrich Library of Rare Compounds:

1-(2-Carboxyphenyl)-3-(4-chlorophenyl)urea

1-(p-Anisyl)-3-(2-carboxyphenyl)urea Available from Gallard Schlisinger Company :

10 2-(3,4-Dichlorophenylcarbonyldiimino)-5-trifluoromethylbenzoic acid

2-(4-Chlorophenylcarbonyldiimino)-5-trifluoromethylbenzoic acid

N-Phenyl-N'-(2-carboxyphenyl)urea

From Maybridge Chemical Company, Cambridge England:

15 1,1'-(4-Methyl-2-phenylene)bis[3-tolyl]thiourea

N-(5-Chloro-2-hydroxy-4-nitrophenyl)-N'-phenylurea

The following compounds of Formula (I) may be prepared in accordance with the examples and schemes as described above, or as indicated by their respective citations in Chemical Abstracts:

20

1-(m-Anisyl)-3-(2-carboxyphenyl)urea

1-(o-Anisyl)-3-(2-carboxyphenyl)urea

1-(2-Carboxyphenyl)-3-(3,4-dichlorophenyl)urea

1-(2-Carboxyphenyl)-3-(2,4-dichlorophenyl)urea

25

METHOD OF TREATMENT

The compounds of Formula (I), (Ia), (Ib), (Ic), (II), (IIa), (IIb), (IIc), and (III), or a pharmaceutically acceptable salt thereof can be used in the manufacture of a medicament for the prophylactic or therapeutic treatment of any disease state in a human, or other mammal, which is exacerbated or caused by excessive or unregulated IL-8 cytokine production by such mammal's cell, such as but not limited to monocytes and/or macrophages, or other chemokines which bind to the IL-8 a or b receptor, also referred to as the type I or type II receptor.

30

For purposes herein, the compounds of Formula (I), (Ia), (Ib), (Ic), (II, (IIa), (IIb), (IIc), and (III) all have the same dosages, and dosage formulations as that of Formula (I) and are used interchangeably.

35

Accordingly, the present invention provides a method of treating a chemokine mediated disease, wherein the chemokine is one which binds to an IL-8 a or b receptor and which method comprises administering an effective amount of a compound of Formula (I) or a pharmaceutically acceptable salt thereof. In particular, the chemokines are IL-8, GRO α , GRO β , GRO γ or NAP-2.

The compounds of Formula (I) are administered in an amount sufficient to inhibit cytokine function, in particular IL-8, GRO α , GRO β , GRO γ or NAP-2, such that they are biologically regulated down to normal levels of physiological function, or in some case to subnormal levels, so as to ameliorate the disease state. Abnormal levels of IL-8, GRO α , GRO β , GRO γ or NAP-2 for instance in the context of the present invention, constitute: (i) levels of free IL-8 greater than or equal to 1 picogram per mL; (ii) any cell associated IL-8, GRO α , GRO β , GRO γ or NAP-2 above normal physiological levels; or (iii) the presence of IL-8, GRO α , GRO β , GRO γ or NAP-2 above basal levels in cells or tissues in which IL-8, GRO α , GRO β , GRO γ or NAP-2 respectively, is produced.

There are many disease states in which excessive or unregulated IL-8 production is implicated in exacerbating and/or causing the disease. Chemokine mediated diseases include psoriasis, atopic dermatitis, arthritis, asthma, chronic obstructive pulmonary disease, adult respiratory distress syndrome, inflammatory bowel disease, Crohn's disease, ulcerative colitis, stroke, septic shock, endotoxic shock, gram negative sepsis, toxic shock syndrome, cardiac and renal reperfusion injury, glomerulonephritis, thrombosis, graft vs. host reaction, alzheimers disease, allograft rejections, malaria, restinosis, angiogenesis or undesired hematopoietic stem cells release.

These diseases are primarily characterized by massive neutrophil infiltration, T-cell infiltration, or neovascular growth, and are associated with increased IL-8 GRO α , GRO β , GRO γ or NAP-2 production which is responsible for the chemotaxis of neutrophils into the inflammatory site or the directional growth of endothelial cells. In contrast to other inflammatory cytokines (IL-1, TNF, and IL-6), IL-8 GRO α , GRO β , GRO γ or NAP-2 has the unique property of promoting neutrophil chemotaxis, enzyme release including but not limited to elastase release as well as superoxide production and activation. The α -chemokines but particularly, GRO α , GRO β , GRO γ or NAP-2, working through the IL-8 type I or II receptor can promote the neovascularization of tumors by promoting the directional growth of endothelial cells. Therefore, the

inhibition of IL-8 induced chemotaxis or activation would lead to a direct reduction in the neutrophil infiltration.

The compounds of Formula (I) are administered in an amount sufficient to
5 inhibit IL-8, binding to the IL-8 alpha or beta receptors, from binding to these receptors, such as evidenced by a reduction in neutrophil chemotaxis and activation. The discovery that the compounds of Formula (I) are inhibitors of IL-8 binding is based upon the effects of the compounds of Formulas (I) in the *in vitro* receptor binding assays which are described herein. The compounds of Formula (I) have been shown to
10 be dual inhibitors of both recombinant type I and type II IL-8 receptors. Preferably the compounds are inhibitors of only one receptor, preferably Type II.

As used herein, the term "IL-8 mediated disease or disease state" refers to any and all disease states in which IL-8, GRO α , GRO β , GRO γ or NAP-2 plays a role, either
15 by production of IL-8, GRO α , GRO β , GRO γ or NAP-2 themselves, or by IL-8 GRO α , GRO β , GRO γ or NAP-2 causing another monokine to be released, such as but not limited to IL-1, IL-6 or TNF. A disease state in which, for instance, IL-1 is a major component, and whose production or action, is exacerbated or secreted in response to IL-8, would therefore be considered a disease stated mediated by IL-8.

20 As used herein, the term "chemokine mediated disease or disease state" refers to any and all disease states in which a chemokine which binds to an IL-8 a or b receptor plays a role, such as but not limited to IL-8, GRO α , GRO β , GRO γ or NAP-2. This would include a disease state in which, IL-8 plays a role, either by production of IL-8
25 itself, or by IL-8 causing another monokine to be released, such as but not limited to IL-1, IL-6 or TNF. A disease state in which, for instance, IL-1 is a major component, and whose production or action, is exacerbated or secreted in response to IL-8, would therefore be considered a disease stated mediated by IL-8.

30 As used herein, the term "cytokine" refers to any secreted polypeptide that affects the functions of cells and is a molecule which modulates interactions between cells in the immune, inflammatory or hematopoietic response. A cytokine includes, but is not limited to, monokines and lymphokines, regardless of which cells produce them. For instance, a monokine is generally referred to as being produced and secreted by a
35 mononuclear cell, such as a macrophage and/or monocyte. Many other cells however also produce monokines, such as natural killer cells, fibroblasts, basophils, neutrophils, endothelial cells, brain astrocytes, bone marrow stromal cells, epidermal keratinocytes

and B-lymphocytes. Lymphokines are generally referred to as being produced by lymphocyte cells. Examples of cytokines include, but are not limited to, Interleukin-1 (IL-1), Interleukin-6 (IL-6), Interleukin-8 (IL-8), Tumor Necrosis Factor-alpha (TNF- α) and Tumor Necrosis Factor beta (TNF- β).

5

As used herein, the term "chemokine" refers to any secreted polypeptide that affects the functions of cells and is a molecule which modulates interactions between cells in the immune, inflammatory or hematopoietic response, similar to the term "cytokine" above. A chemokine is primarily secreted through cell transmembranes and causes chemotaxis and activation of specific white blood cells and leukocytes, neutrophils, monocytes, macrophages, T-cells, B-cells, endothelial cells and smooth muscle cells. Examples of chemokines include, but are not limited to, IL-8, GRO α , GRO β , GRO γ , NAP-2, IP-10, MIP-1a, MIP-1b, PF4, and MCP 1, 2, and 3.

10

15

In order to use a compound of Formula (I) or a pharmaceutically acceptable salt thereof in therapy, it will normally be formulated into a pharmaceutical composition in accordance with standard pharmaceutical practice. This invention, therefore, also relates to a pharmaceutical composition comprising an effective, non-toxic amount of a compound of Formula (I) and a pharmaceutically acceptable carrier or diluent.

20

Compounds of Formula (I), pharmaceutically acceptable salts thereof and pharmaceutical compositions incorporating such may conveniently be administered by any of the routes conventionally used for drug administration, for instance, orally, topically, parenterally or by inhalation. The compounds of Formula (I) may be administered in conventional dosage forms prepared by combining a compound of Formula (I) with standard pharmaceutical carriers according to conventional procedures. The compounds of Formula (I) may also be administered in conventional dosages in combination with a known, second therapeutically active compound. These procedures may involve mixing, granulating and compressing or dissolving the ingredients as appropriate to the desired preparation. It will be appreciated that the form and character of the pharmaceutically acceptable carrier or diluent is dictated by the amount of active ingredient with which it is to be combined, the route of administration and other well-known variables. The carrier(s) must be "acceptable" in the sense of being compatible with the other ingredients of the formulation and not deleterious to the recipient thereof.

25

30

35

The pharmaceutical carrier employed may be, for example, either a solid or liquid. Exemplary of solid carriers are lactose, terra alba, sucrose, talc, gelatin, agar, pectin, acacia, magnesium stearate, stearic acid and the like. Exemplary of liquid carriers are syrup, peanut oil, olive oil, water and the like. Similarly, the carrier or diluent may include time delay material well known to the art, such as glyceryl mono-
5 stearate or glyceryl distearate alone or with a wax.

A wide variety of pharmaceutical forms can be employed. Thus, if a solid carrier is used, the preparation can be tableted, placed in a hard gelatin capsule in powder or pellet form or in the form of a troche or lozenge. The amount of solid carrier
10 will vary widely but preferably will be from about 25mg. to about 1g. When a liquid carrier is used, the preparation will be in the form of a syrup, emulsion, soft gelatin capsule, sterile injectable liquid such as an ampule or nonaqueous liquid suspension.

Compounds of Formula (I) may be administered topically, that is by non-systemic administration. This includes the application of a compound of Formula (I) externally to the epidermis or the buccal cavity and the instillation of such a compound into the ear, eye and nose, such that the compound does not significantly enter the blood stream. In contrast, systemic administration refers to oral, intravenous, intraperitoneal
15 and intramuscular administration.
20

Formulations suitable for topical administration include liquid or semi-liquid preparations suitable for penetration through the skin to the site of inflammation such as liniments, lotions, creams, ointments or pastes, and drops suitable for administration to
25 the eye, ear or nose. The active ingredient may comprise, for topical administration, from 0.001% to 10% w/w, for instance from 1% to 2% by weight of the Formulation. It may however comprise as much as 10% w/w but preferably will comprise less than 5% w/w, more preferably from 0.1% to 1% w/w of the Formulation.

Lotions according to the present invention include those suitable for application to the skin or eye. An eye lotion may comprise a sterile aqueous solution optionally containing a bactericide and may be prepared by methods similar to those for the preparation of drops. Lotions or liniments for application to the skin may also include an agent to hasten drying and to cool the skin, such as an alcohol or acetone, and/or a
30 moisturizer such as glycerol or an oil such as castor oil or arachis oil.
35

5 Creams, ointments or pastes according to the present invention are semi-solid formulations of the active ingredient for external application. They may be made by mixing the active ingredient in finely-divided or powdered form, alone or in solution or suspension in an aqueous or non-aqueous fluid, with the aid of suitable machinery, with a greasy or non-greasy base. The base may comprise hydrocarbons such as hard, soft or liquid paraffin, glycerol, beeswax, a metallic soap; a mucilage; an oil of natural origin such as almond, corn, arachis, castor or olive oil; wool fat or its derivatives or a fatty acid such as steric or oleic acid together with an alcohol such as propylene glycol or a macrogel. The formulation may incorporate any suitable surface active agent such as an anionic, cationic or non-ionic surfactant such as a sorbitan ester or a polyoxyethylene derivative thereof. Suspending agents such as natural gums, cellulose derivatives or inorganic materials such as siliceous silicas, and other ingredients such as lanolin, may also be included.

15 Drops according to the present invention may comprise sterile aqueous or oily solutions or suspensions and may be prepared by dissolving the active ingredient in a suitable aqueous solution of a bactericidal and/or fungicidal agent and/or any other suitable preservative, and preferably including a surface active agent. The resulting solution may then be clarified by filtration, transferred to a suitable container which is then sealed and sterilized by autoclaving or maintaining at 98-100 °C. for half an hour. Alternatively, the solution may be sterilized by filtration and transferred to the container by an aseptic technique. Examples of bactericidal and fungicidal agents suitable for inclusion in the drops are phenylmercuric nitrate or acetate (0.002%), benzalkonium chloride (0.01%) and chlorhexidine acetate (0.01%). Suitable solvents for the preparation of an oily solution include glycerol, diluted alcohol and propylene glycol.

30 Compounds of formula (I) may be administered parenterally, that is by intravenous, intramuscular, subcutaneous intranasal, intrarectal, intravaginal or intraperitoneal administration. The subcutaneous and intramuscular forms of parenteral administration are generally preferred. Appropriate dosage forms for such administration may be prepared by conventional techniques. Compounds of Formula (I) may also be administered by inhalation, that is by intranasal and oral inhalation administration. Appropriate dosage forms for such administration, such as an aerosol formulation or a metered dose inhaler, may be prepared by conventional techniques.

35

For all methods of use disclosed herein for the compounds of Formula (I), the daily oral dosage regimen will preferably be from about 0.01 to about 80 mg/kg of total

body weight. The daily parenteral dosage regimen about 0.001 to about 80 mg/kg of total body weight. The daily topical dosage regimen will preferably be from 0.1 mg to 150 mg, administered one to four, preferably two or three times daily. The daily inhalation dosage regimen will preferably be from about 0.01 mg/kg to about 1 mg/kg per day. It will also be recognized by one of skill in the art that the optimal quantity and spacing of individual dosages of a compound of Formula (I) or a pharmaceutically acceptable salt thereof will be determined by the nature and extent of the condition being treated, the form, route and site of administration, and the particular patient being treated, and that such optimums can be determined by conventional techniques. It will also be appreciated by one of skill in the art that the optimal course of treatment, i.e., the number of doses of a compound of Formula (I) or a pharmaceutically acceptable salt thereof given per day for a defined number of days, can be ascertained by those skilled in the art using conventional course of treatment determination tests.

The invention will now be described by reference to the following biological examples which are merely illustrative and are not to be construed as a limitation of the scope of the present invention.

BIOLOGICAL EXAMPLES

The IL-8, and Gro-a chemokine inhibitory effects of compounds of the present invention were determined by the following *in vitro* assay:

Receptor Binding Assays:

[¹²⁵I] IL-8 (human recombinant) was obtained from Amersham Corp., Arlington Heights, IL, with specific activity 2000 Ci/mmol. Gro-a was obtained from NEN- New England Nuclear. All other chemicals were of analytical grade. High levels of recombinant human IL-8 type a and b receptors were individually expressed in Chinese hamster ovary cells as described previously (Holmes, *et al.*, *Science*, **1991**, 253, 1278). The Chinese hamster ovary membranes were homogenized according to a previously described protocol (Haour, *et al.*, *J Biol Chem.*, 249 pp 2195-2205 (1974)). Except that the homogenization buffer was changed to 10mM Tris-HCL, 1mM MgSO₄, 0.5mM EDTA (ethylene-diaminetetra-acetic acid), 1mMPMSF (a-toluenesulphonyl fluoride), 0.5 mg/L Leupeptin, pH 7.5. Membrane protein concentration was determined using Pierce Co. micro-assay kit using bovine serum albumin as a standard. All assays were performed in a 96-well micro plate format. Each reaction mixture contained ¹²⁵I IL-8 (0.25 nM) or ¹²⁵I Gro-a and 0.5 µg/mL of IL-8Ra or 1.0 µg/mL of IL-8Rb membranes in 20 mM Bis-Trispropane and 0.4 mM Tris HCl buffers, pH 8.0, containing 1.2 mM MgSO₄, 0.1 mM EDTA, 25 mM NaCl and 0.03% CHAPS. In

addition, drug or compound of interest was added which had been pre-dissolved in DMSO so as to reach a final concentration of between 0.01nM and 100 uM. The assay was initiated by addition of ¹²⁵I-IL-8. After 1 hour at room temperature the plate was harvested using a Tomtec 96-well harvester onto a glass fiber filtermat blocked with 1% polyethylenimine/0.5% BSA and washed 3 times with 25 mM NaCl, 10 mM TrisHCl, 1 mM MgSO₄, 0.5 mM EDTA, 0.03 % CHAPS, pH 7.4. The filter was then dried and counted on the Betaplate liquid scintillation counter. The recombinant IL-8 Ra, or Type I, receptor is also referred to herein as the non-permissive receptor and the recombinant IL-8 Rb, or Type II, receptor is referred to as the permissive receptor.

10

All of the exemplified compounds of Formulas (I) to (III) noted herein in the Synthetic Chemistry Section, of Examples 1 to 222 plus the additional purchased compounds demonstrated an IC₅₀ from about 45 to about <1 µg/mL in the permissive models for IL-8 receptor inhibition. All of these compounds were also found to be inhibitors of Gro-α binding at about the same level. The compound 1-(2-Carboxyphenyl)-3-(4-chloro-2-methylphenyl)urea was found to be active at about 75 µg/mL.

15

The following compounds, generally tested at levels of up to 45 µg/mL were found to not demonstrate levels of IL-8 receptor antagonism within the criteria set forth above at the dosage levels tested. These compounds are:

20

1-(4-Chloro-alpha,alpha,alpha-trifluoro-3-tolyl)-3-[2-(4-chlorophenyl)thio]-5-chlorophenyl urea

25

1-(6-Chloro-alpha,alpha,alpha-trifluoro-3-tolyl)-3-[2-(4-chlorophenoxy)-5-chlorophenyl]urea

1-(2-Mercaptophenyl)-3-phenyl-2-thiourea

1-(2-Hydroxyphenyl)-3-phenyl-2-thiourea

3,3'-(Carbonothioyl-diimino)bis[4-hydroxybenzoic acid]

m,m'-(1,3-thioureylene)di(4-hydroxybenzoic acid)

30

1-(2-Tolyl)-3-(3-chloro-6-hydroxyphenyl)-2-thiourea

1-[(2-Hydroxy-4-aminophenyl)]-(3-phenyl)-urea

N-(2-Carboxy-4-trifluoromethylphenyl)-N'-(3-chlorophenyl)urea

N-(2-Carboxyphenyl)-N'-(2,5-dichlorophenyl)urea

1-(2-Carboxyphenyl)-3-(2-Chloro-5-trifluoromethylphenyl)urea

35

2-[2-[3-(4-Bromophenyl)ureido]-4-trifluoromethylphenoxy]benzoic acid;

2-[2-[3-(4-Chlorophenyl)ureido]phenoxy]benzoic acid

2-[2-[3-(4-Chloro-3-(trifluoromethyl)phenyl)ureido]phenoxy]benzoic acid

- N-(2-Hydroxyphenyl)-N'-phenyl urea N-[2-Hydroxy-5-(methoxycarbonyl)phenyl]-N'-phenylurea
 N-[4-Carboxy-2-hydroxyphenyl]-n'-phenylurea
 N-(2-Hydroxy-4-nitrophenyl)-N'-(4-nitrophenyl)urea;
 5 1-(2-Carboxyphenyl)-3-(2,6-xylolyl)urea
 1-(6-Carboxy-2,4-dichlorophenyl)-3-(2,4,6-trichlorophenyl)urea
 1-(2-Carboxyphenyl)-3-(2,5-dimethoxyphenyl)urea
 1-(2-Carboxyphenyl)-3-(2-methylphenyl)urea
 1-[(2-Hydroxyphenyl)-3-(2-methyl)-5-nitrophenyl]urea
 10 1-(2,5-Dichlorophenyl)-3-(2-hydroxy-4-nitrophenyl)urea
 1-(2-Carboxyphenyl)-3-(4-chloro-2-methylphenyl)urea
 N-(2-phenylsulfonylaminophenyl)-N'-phenylurea
 N-(2-Hydroxy-4-nitrophenyl)-N'-(4-ethoxycarbonylphenyl)urea
 N-(2-Hydroxy-4-nitrophenyl)-N'-(2-ethoxycarbonylphenyl)urea
 15 N-(2-Hydroxy-4-nitrophenyl)-N'-(3-ethoxycarbonylphenyl)urea
 N-(2-Hydroxy-4-nitrophenyl)-N'-(4-phenylphenyl)urea
 N-(2-Hydroxy-4-nitrophenyl)-N'-(4-phenoxyphenyl)urea
 N-(2-Hydroxy-4-nitrophenyl)-N'-(4-propylphenyl)urea
 N-(4-Trifluoromethyl-2-(4-nitrobenzenesulfonyl)amino)-N'-phenylurea
 20 N-(3-Carboxyphenyl)-N'-2-hydroxy-4-nitrophenyl)urea
 N-(4-Trifluoromethyl-2-(methylsulfonyl)amino)-N'-phenylurea
 N-(2-Hydroxy-4-nitrophenyl)-N'-[2-(isopropyl)phenyl]urea
 N-(2-Hydroxy-4-nitrophenyl)-N'-(2,6-dimethylphenyl)urea
 N-(2-Hydroxy-4-nitrophenyl)-N'-(2-fluoro-5-nitrophenyl)urea
 25 N-(2-Hydroxy-4-nitrophenyl)-N'-(2-chloro-5-trifluoromethylphenyl)urea
 N-(2-Hydroxy-4-nitrophenyl)-N'-(2-methoxy-4-nitrophenyl)urea
 N-(2-Hydroxy-1-naphthyl)-N'-(2-phenylphenyl)urea
 N-(2-Hydroxy-5-ethylsulfonylphenyl)-N'-(2-bromophenyl)urea
 N-(2-hydroxy 3,4 dichlorophenyl)-N'-(4-phenylphenyl)urea
 30 N-(2-hydroxy-3-naphthyl)-N'-(2-methoxyphenyl)urea
 N-(2-hydroxy-3-naphthyl)-N'-(2-phenylphenyl)urea
 N-(2-Hydroxy-3-naphthyl)-N'-(4-methoxyphenyl)urea
 N-(2-Hydroxy-3-naphthyl)-N'-(3-trifluoromethylphenyl)urea
 N-(2-Hydroxy-3-naphthyl)-N'-(4-phenylphenyl)urea
 35 N-[2-(2-Carboxyphenylsulfonylamino)phenyl]-N'-(2-bromophenyl)urea
 N-(2-Hydroxy-3-phenylphenyl)-N'-(2-methoxyphenyl)urea
 N-(2-Hydroxy-3-phenylphenyl)-N'-(4-methoxyphenyl)urea

- N-(2-Hydroxy-3-phenylphenyl)-N'-(3-trifluoromethylphenyl)urea
 N-(2-Hydroxy-3-phenylphenyl)-N'-(2-phenylphenyl)urea
 N-(2-Hydroxy-3-phenylphenyl)-N'-(4-phenylphenyl)urea
 N-[2-[(2,5-Dichlorothien3-yl)sulfonylamino]phenyl]-N'-(2-bromophenyl)urea
 5 N-(2-Hydroxy,3,4-dichlorophenyl)-N'-(2,4 dimethoxyphenyl)urea
 N-(2-Hydroxy,3,4-dichlorophenyl)-N'-(2-chloro-5-trifluoromethylphenyl)urea
 N-(2-Hydroxy-3-naphthyl)-N'-(2,4 dimethoxyphenyl)urea
 N-(2-Hydroxy-3-naphthyl)-N'-(2-chloro-5-trifluoromethylphenyl)urea
 N-(2-Hydroxy-3 phenylphenyl)-N'-(2,4-dimethoxyphenyl)urea
 10 N-(2-Hydroxy-4-isopropylphenyl)-N'-(2,4-dimethoxyphenyl)urea
 N-(2-Hydroxy-3-phenylphenyl)-N'-(2-chloro-5-trifluoromethylphenyl)urea
 N-(2-Hydroxy-5-nitrophenyl)-N'-(2,4-dimethoxyphenyl)urea
 N-(2-Hydroxy-5-nitrophenyl)-N'-(2-chloro-5-trifluoromethylphenyl)urea
 N-(2-Hydroxy-3-cyanophenyl)-N'-(4-methoxyphenyl)urea
 15 N-(2-Hydroxy-3-cyanophenyl)-N'-(4-phenylphenyl)urea
 N-(2-Hydroxy-3-cyanophenyl)-N'-(2,4 dimethoxyphenyl)urea
 N-(2-Hydroxy-3-cyanophenyl)-N'-(2-chloro-5-trifluoromethylphenyl)urea
 N-(2-Hydroxy- 5-phenylphenyl)-N'-(2-methoxyphenyl)urea
 N-(2-Hydroxy- 5-phenylphenyl)-N'-(4-methoxyphenyl)urea
 20 N-(2-Hydroxy- 5-phenylphenyl)-N'-(3-trifluoromethylphenyl)urea
 N-(2-Hydroxy- 5-phenylphenyl)-N'-(2-phenylphenyl)urea
 N-(2-Hydroxy-5-phenylphenyl)-N'-(4-phenylphenyl)urea
 N-(2-Hydroxy-5-phenylphenyl)-N'-(2,3-dichlorophenyl)urea
 N-(2-Hydroxy-5-phenylphenyl)-N'-(2,4-dimethoxyphenyl)urea
 25 N-(2-Hydroxy-5-phenylphenyl)-N'-(2-chloro-5-trifluoromethylphenyl)urea
 N-(2-Hydroxy-5-ethylsulfonylphenyl)-N'-(4-methoxyphenyl)urea
 N-(2-Hydroxy-5-ethylsulfonylphenyl)-N'-(3-trifluoromethylphenyl)urea
 N-(2-Hydroxy-5-ethylsulfonylphenyl)-N'-(2-phenylphenyl)urea
 N-(2-Hydroxy-5-ethylsulfonylphenyl)-N'-(4-phenylphenyl)urea
 30 N-(2-Hydroxy-5-ethylsulfonylphenyl)-N'-(2,4-dimethoxyphenyl)urea
 N-(2-Hydroxy-5-ethylsulfonylphenyl)-N'-(2-chloro-5-trifluoromethylphenyl)urea
 N-[2-Hydroxy-3,4-dichlorophenyl]-N'-[2,4 dimethoxyphenyl] urea
 N-[2-Hydroxy-3,4-dichlorophenyl]-N'-[2-chloro-5-trifluoromethylphenyl] urea
 N-[2-Hydroxy-3-naphthyl]-N'-[3-trifluoromethylphenyl] urea

35

Chemotaxis Assay :

The *in vitro* inhibitory properties of these compounds were determined in the neutrophil chemotaxis assay as described in Current Protocols in Immunology, vol I, Suppl 1, Unit 6.12.3., whose disclosure is incorporated herein by reference in its entirety. Neutrophils were isolated from human blood as described in Current
5 Protocols in Immunology Vol I, Suppl 1 Unit 7.23.1, whose disclosure is incorporated herein by reference in its entirety. The chemoattractants IL-8, GRO-a, GRO-b, GRO-g and NAP-2 were placed in the bottom chamber of a 48 multiwell chamber (Neuro Probe, Cabin John, MD) at a concentration between 0.1 and 100 nM. The two chambers were separated by a 5µm polycarbonate filter. When compounds of this
10 invention were tested, they were mixed with the cells (0.001 - 1000 nM) just prior to the addition of the cells to the upper chamber. Incubation was allowed to proceed for between about 45 and 90 min at about 37°C in a humidified incubator with 5% CO₂. At the end of the incubation period, the polycarbonate membrane was removed and the top side washed, the membrane was then stained using the Diff Quick staining protocol
15 (Baxter Products, McGaw Park, IL, USA). Cells which had chemotaxed to the chemokine were visually counted using a microscope. Generally, four fields were counted for each sample, these numbers were averaged to give the average number of cells which had migrated. Each sample was tested in triplicate and each compound repeated at least four times. To certain cells (positive control cells) no compound was
20 added, these cells represent the maximum chemotactic response of the cells. In the case where a negative control (unstimulated) was desired, no chemokine was added to the bottom chamber. The difference between the positive control and the negative control represents the chemotactic activity of the cells.

25 Elastase Release Assay:

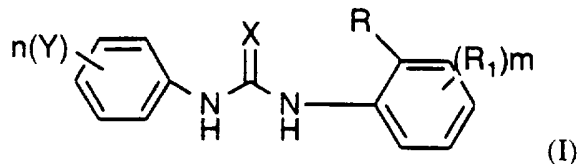
The compounds of this invention were tested for their ability to prevent Elastase release from human neutrophils. Neutrophils were isolated from human blood as described in Current Protocols in Immunology Vol I, Suppl 1 Unit 7.23.1. PMNs
30 0.88×10^6 cells suspended in Ringer's Solution (NaCl 118, KCl 4.56, NaHCO₃ 25, KH₂PO₄ 1.03, Glucose 11.1, HEPES 5 mM, pH 7.4) were placed in each well of a 96 well plate in a volume of 50 µl. To this plate was added the test compound (0.001 - 1000 nM) in a volume of 50 µl, Cytochalasin B in a volume of 50 µl (20 µg/ml) and Ringer's buffer in a volume of 50 µl. These cells were allowed to warm (37 °C, 5% CO₂, 95% RH) for 5 min before IL-8, GROa, GROb, GROg or NAP-2 at a final
35 concentration of 0.01 - 1000 nM was added. The reaction was allowed to proceed for 45 min before the 96 well plate was centrifuged (800 xg 5 min) and 100 µl of the supernatant removed. This supernatant was added to a second 96 well plate followed

by an artificial elastase substrate (MeOSuc-Ala-Ala-Pro-Val-AMC, Nova Biochem, La Jolla, CA) to a final concentration of 6 ug/ml dissolved in phosphate buffered saline. Immediately, the plate was placed in a fluorescent 96 well plate reader (Cytofluor 2350, Millipore, Bedford, MA) and data collected at 3 min intervals according to the method
5 of Nakajima et al J. Biol Chem 254 4027 (1979). The amount of Elastase released from the PMNs was calculated by measuring the rate of MeOSuc-Ala-Ala-Pro-Val-AMC degradation.

The above description fully discloses the invention including preferred
10 embodiments thereof. Modifications and improvements of the embodiments specifically disclosed herein are within the scope of the following claims. Without further elaboration, it is believed that one skilled in the art can, using the preceding description, utilize the present invention to its fullest extent. Therefore the Examples
15 herein are to be construed as merely illustrative and not a limitation of the scope of the present invention in any way. The embodiments of the invention in which an exclusive property or privilege is claimed are defined as follows.

1. A method of treating a chemokine mediated disease state, wherein the chemokine binds to an IL-8 a or b receptor in a mammal, which comprises administering to said mammal an effective amount of a compound of the formula:

5



wherein

X is oxygen or sulfur;

R is any functional moiety having an ionizable hydrogen and a pKa of 10 or less;

10 R₁ is independently selected from hydrogen; halogen; nitro; cyano; C₁₋₁₀ alkyl; halosubstituted C₁₋₁₀ alkyl; C₂₋₁₀ alkenyl; C₁₋₁₀ alkoxy; halosubstituted C₁₋₁₀ alkoxy; azide; S(O)_tR₄; (CR₈R₈)_q S(O)_tR₄; hydroxy; hydroxy substituted C₁₋₄alkyl; aryl; aryl C₁₋₄ alkyl; aryl C₂₋₁₀ alkenyl; aryloxy; aryl C₁₋₄ alkyloxy; heteroaryl; heteroarylalkyl; heteroaryl C₂₋₁₀ alkenyl; heteroaryl C₁₋₄ alkyloxy;

15 heterocyclic, heterocyclic C₁₋₄alkyl; heterocyclic C₁₋₄alkyloxy; heterocyclic C₂₋₁₀ alkenyl; (CR₈R₈)_q NR₄R₅; (CR₈R₈)_q C(O)NR₄R₅; C₂₋₁₀ alkenyl C(O)NR₄R₅; (CR₈R₈)_q C(O)NR₄R₁₀; S(O)₃H; S(O)₃R₈; (CR₈R₈)_q C(O)R₁₁; C₂₋₁₀ alkenyl C(O)R₁₁; C₂₋₁₀ alkenyl C(O)OR₁₁; (CR₈R₈)_q C(O)OR₁₁; (CR₈R₈)_q OC(O)R₁₁; (CR₈R₈)_q NR₄C(O)R₁₁; (CR₈R₈)_q C(NR₄)NR₄R₅; (CR₈R₈)_q NR₄C(NR₅)R₁₁ ,

20 (CR₈R₈)_q NHS(O)₂R₁₃; (CR₈R₈)_q S(O)₂NR₄R₅, or two R₁ moieties together may form O-(CH₂)_sO- or a 5 to 6 membered unsaturated ring, and wherein the alkyl, aryl, arylalkyl, heteroaryl, heterocyclic moieties may be optionally substituted;

t is 0, or an integer having a value of 1 or 2;

s is an integer having a value of 1 to 3;

25 R₄ and R₅ are independently hydrogen, optionally substituted C₁₋₄ alkyl, optionally substituted aryl, optionally substituted aryl C₁₋₄alkyl, optionally substituted heteroaryl, optionally substituted heteroaryl C₁₋₄alkyl, heterocyclic, heterocyclic C₁₋₄ alkyl, or R₄ and R₅ together with the nitrogen to which they are attached form a 5 to 7 member ring which may optionally comprise an additional heteroatom

30 selected from O/N/S;

Y is hydrogen; halogen; nitro; cyano; halosubstituted C₁₋₁₀ alkyl; C₁₋₁₀ alkyl; C₂₋₁₀ alkenyl; C₁₋₁₀ alkoxy; halosubstituted C₁₋₁₀ alkoxy; azide; (CR₈R₈)_qS(O)_tR₄, (CR₈R₈)_qOR₄; hydroxy; hydroxy substituted C₁₋₄alkyl; aryl; aryl C₁₋₄ alkyl; aryloxy; aryl C₁₋₄ alkyloxy; aryl C₂₋₁₀ alkenyl; heteroaryl; heteroarylalkyl;

heteroaryl C₁₋₄ alkyloxy; heteroaryl C₂₋₁₀ alkenyl; heterocyclic, heterocyclic C₁₋₄alkyl; heterocyclic C₂₋₁₀ alkenyl; (CR₈R₈)_qNR₄R₅; C₂₋₁₀ alkenyl C(O)NR₄R₅; (CR₈R₈)_qC(O)NR₄R₅; (CR₈R₈)_q C(O)NR₄R₁₀; S(O)₃R₈; (CR₈R₈)_qC(O)R₁₁; C₂₋₁₀ alkenylC(O)R₁₁; (CR₈R₈)_qC(O)OR₁₁;
 5 C₂₋₁₀alkenylC(O)OR₁₁; (CR₈R₈)_qOC(O)R₁₁; (CR₈R₈)_qNR₄C(O)R₁₁;
 (CR₈R₈)_qNHS(O)₂R_b; (CR₈R₈)_qS(O)₂NR₄R₅; (CR₈R₈)_qC(NR₄)NR₄R₅;
 (CR₈R₈)_q NR₄C(NR₅)R₁₁; or two Y moieties together may form O-(CH₂)₅O- or a
 5 to 6 membered unsaturated ring; and wherein the alkyl, aryl, arylalkyl, heteroaryl,
 heteroaryl alkyl, heterocyclic, heterocyclicalkyl groups may be optionally
 10 substituted;

q is 0 or an integer having a value of 1 to 10;

m is an integer having a value of 1 to 3;

R₆ and R₇ are independently hydrogen or a C₁₋₄ alkyl group, or R₆ and R₇ together
 with the nitrogen to which they are attached form a 5 to 7 member ring which ring
 15 may optionally contain an additional heteroatom which heteroatom is selected from
 oxygen, nitrogen or sulfur;

R₈ is hydrogen or C₁₋₄ alkyl;

R₁₀ is C₁₋₁₀ alkyl C(O)₂R₈;

R₁₁ is hydrogen, optionally substituted C₁₋₄ alkyl, optionally substituted aryl,
 20 optionally substituted aryl C₁₋₄alkyl, optionally substituted heteroaryl, optionally
 substituted heteroarylC₁₋₄alkyl, optionally substituted heterocyclic, or optionally
 substituted heterocyclicC₁₋₄alkyl;

R₁₂ is hydrogen, C₁₋₁₀ alkyl, optionally substituted aryl or optionally substituted
 arylalkyl;

25 R₁₃ is suitably C₁₋₄ alkyl, aryl, aryl C₁₋₄alkyl, heteroaryl, heteroarylC₁₋₄alkyl,
 heterocyclic, or heterocyclicC₁₋₄alkyl;

R_b is NR₆R₇, alkyl, aryl, aryl C₁₋₄ alkyl, aryl C₂₋₄ alkenyl, heteroaryl, heteroaryl
 C₁₋₄ alkyl, heteroarylC₂₋₄ alkenyl, heterocyclic, heterocyclic C₁₋₄ alkyl,
 heterocyclic C₂₋₄ alkenyl, or camphor, all of which groups may be optionally

30 substituted;

or a pharmaceutically acceptably salt thereof.

2. The method according to Claim 1 wherein the ionizable hydrogen has a pK_a of 3
 to 10.

35

3. The method according to Claim 2 wherein R is hydroxy, carboxylic acid, thiol, -SR₂ -OR₂, -NH-C(O)R_a, -C(O)NR₆R₇, -NHS(O)₂R_b, -S(O)₂NHR_c, NHC(X)NHR_b, or tetrazolyl;

wherein R₂ is a substituted aryl, heteroaryl, or heterocyclic moiety which ring
5 has the functional moiety providing the ionizable hydrogen having a pK_a of 10 or less;

R₆ and R₇ are independently hydrogen or a C₁₋₄ alkyl group, or R₆ and R₇ together with the nitrogen to which they are attached form a 5 to 7 member ring which ring may optionally contain an additional heteroatom which heteroatom is selected from oxygen, nitrogen or sulfur;

10 R_a is an alkyl, aryl, aryl C₁₋₄alkyl, heteroaryl, heteroaryl C₁₋₄alkyl, heterocyclic, or a heterocyclic C₁₋₄alkyl moiety, all of which may be optionally substituted;

R_b is a NR₆R₇, alkyl, aryl, arylC₁₋₄alkyl, arylC₂₋₄alkenyl, heteroaryl, heteroarylC₁₋₄alkyl, heteroarylC₂₋₄ alkenyl, heterocyclic, heterocyclic C₁₋₄alkyl,
15 heterocyclic C₂₋₄alkenyl moiety, camphor, all of which may be optionally substituted one to three times independently by halogen; nitro; cyano, halosubstituted C₁₋₄ alkyl; C₁₋₄ alkyl; C₁₋₄ alkoxy; C₁₋₄ amino, NR₉C(O)R_a; C(O)NR₆R₇, S(O)₃H, or S(O)_m'R_a (wherein m' is 0, 1, or 2) or C(O)OC₁₋₄ alkyl;

R₉ is hydrogen or a C₁₋₄ alkyl;

20 R_c is alkyl, aryl, arylC₁₋₄alkyl, arylC₂₋₄alkenyl, heteroaryl, heteroarylC₁₋₄alkyl, heteroarylC₂₋₄alkenyl, heterocyclic, heterocyclic C₁₋₄alkyl, or a heterocyclic C₂₋₄alkenyl moiety, all of which may be optionally substituted one to three times independently by halogen, nitro, cyano, halosubstituted C₁₋₄ alkyl, C₁₋₄ alkyl, C₁₋₄ alkoxy, C₁₋₄ amino, NR₉C(O)R_a, C(O)NR₆R₇, S(O)₃H, or C(O)OC₁₋₄ alkyl.

25 4. The method according to Claim 3 wherein the R₂ is optionally substituted one to three times by halogen, nitro, halosubstituted C₁₋₁₀ alkyl, C₁₋₁₀ alkyl, C₁₋₁₀ alkoxy, hydroxy, SH, -C(O)NR₆R₇, -NH-C(O)R_a, -NHS(O)R_b, S(O)NR₆R₇, C(O)OR₈, or a tetrazolyl ring.

30 5. The method according to Claim 3 wherein R is OH, -NHS(O)₂R_b or C(O)OH.

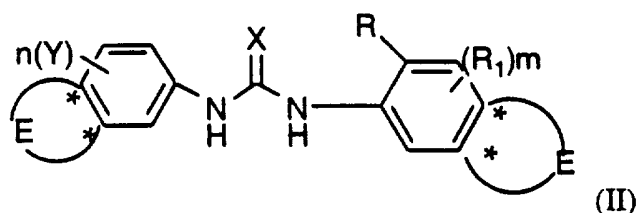
6. The method according to Claim 1 wherein R₁ is halogen, cyano, nitro, CF₃, C(O)NR₄R₅, alkenyl C(O)NR₄R₅, C(O) R₄R₁₀, alkenyl C(O)OR₁₂, heteroaryl,
35 heteroarylalkyl, heteroaryl alkenyl, or S(O)NR₄R₅.

7. The method according to Claim 1 wherein Y is halogen, C₁₋₄ alkoxy, optionally substituted aryl, optionally substituted arylalkoxy, methylene dioxy, NR₄R₅, thioC₁₋₄alkyl, thioaryl, halosubstituted alkoxy, optionally substituted C₁₋₄alkyl, hydroxy alkyl.
- 5
8. The method according to Claim 1 wherein R is OH, SH, or NHS(O)_sR_b and R₁ is substituted in the 3-position, the 4- position or di substituted in the 3,4- position by an electron withdrawing moiety.
- 10
9. The compound according to Claims 1 or 8 wherein Y is mono-substituted in the 2'-position or 3'- position, or is disubstituted in the 2'- or 3'- position of a monocyclic ring.
10. The compound according to Claims 1, 8 or 9 wherein n and m are each equal to
- 15 1 or more.
11. The method according to Claim 1 wherein R is a carboxylic acid, and R₁ is hydrogen, or R₁ is substituted in the 4-position.
- 20
12. The method according to Claim 1 wherein the mammal is afflicted with a chemokine mediated disease selected from psoriasis, or atopic dermatitis, asthma, chronic obstructive pulmonary disease, adult respiratory distress syndrome, arthritis, inflammatory bowel disease, Crohn's disease, ulcerative colitis, septic shock, endotoxic shock, gram negative sepsis, toxic shock syndrome, stroke, cardiac and renal
- 25 reperfusion injury, glomerulo-nephritis, or thrombosis, alzheimers disease, graft vs. host reaction, or allograft rejections.
13. The method according to Claim 1 wherein the compound, or a pharmaceutically acceptable salt is:
- 30 N-(2-Hydroxy-4-nitrophenyl)-N'-(2-methoxyphenyl)urea
 N-(2-Hydroxy-4-nitrophenyl)-N'-(2-bromophenyl)urea
 N-(2-Hydroxy-4-nitrophenyl)-N'-(2-phenylphenyl)urea
 N-(2-Hydroxy-4-nitrophenyl)-N'-(2-methylthiophenyl)urea
 N-(2-Hydroxy-4-nitrophenyl)-N'-(2,3-dichlorophenyl)urea
 35 N-(2-Hydroxy 4-nitro phenyl) N'-(2-chloro phenyl) urea
 N-(2-Hydroxy-4-nitrophenyl)-N'-(2,3-methylenedioxyphenyl)urea
 N-(2-Hydroxy-4-nitrophenyl)-N'-(2-methoxy-3-chlorophenyl)urea

- N-(2-hydroxy 4-nitro phenyl) N'-(2-phenyloxy phenyl) urea
 N-(3-Chloro-2-hydroxyphenyl)-N'-(bromophenyl)urea
 N-(2-Hydroxy-3-glycinemethylestercarbonylphenyl)-N'-(2-bromophenyl)urea
 N-(3-Nitro-2-hydroxyphenyl)-N'-(2-bromophenyl)urea
 5 N-(2-Hydroxy-4-cyanophenyl)-N'-(2-bromophenyl)urea
 N-(2-Hydroxy-3,4-dichlorophenyl)-N'-(2-bromophenyl)urea
 N-(3-Cyano-2-hydroxyphenyl)-N'-(2-bromophenyl)urea
 N-(2-Hydroxy-4-cyanophenyl)-N'-(2-methoxyphenyl)urea
 N-(2-Hydroxy-4-cyanophenyl)-N'-(2-phenylphenyl)urea
 10 N-(2-Hydroxy-4-cyanophenyl)-N'-(2,3-dichlorophenyl)urea
 N-(2-Hydroxy-4-cyanophenyl)-N'-(2-methylphenyl)urea
 N-(2-Hydroxy-3-cyano-4-methylphenyl)-N'-(2-bromophenyl)urea
 N-(4-Cyano-2-hydroxyphenyl)-N'-(2-trifluoromethylphenyl)urea
 N-(3-Trifluoromethyl-2-hydroxyphenyl)-N'-(2-bromophenyl)urea
 15 N-(3-Phenylaminocarbonyl-2-hydroxyphenyl)-N'-(2-bromophenyl)urea
 N-(2-hydroxy 4-nitro phenyl) N'-(2-iodo phenyl) urea
 N-(2-hydroxy 4-nitro phenyl) N'(2-bromo phenyl) thiourea
 N-(2-phenylsulfonamido)-4-cyanophenyl-N'(2-bromo phenyl)urea
 (E)-N-[3-[(2-Aminocarbonyl)ethenyl]-2-hydroxyphenyl]-N'-(2-bromophenyl)urea
 20 N-(2-Hydroxy,3,4-dichlorophenyl)-N'-(2-methoxyphenyl)urea
 N-(2-Hydroxy,3,4-dichlorophenyl)-N'-(2-phenylphenyl)urea
 N-(2-Hydroxy-3,4-dichlorophenyl)-N'-(2,3-dichlorophenyl)urea
 N-(2-Hydroxy-5-nitrophenyl)-N'-(2,3-dichlorophenyl)urea; or
 N-(2-Hydroxy-3-cyanophenyl)-N'-(2,3 dichlorophenyl)urea.

25

14. A compound of the formula::



X is oxygen or sulfur;

R is any functional moiety having an ionizable hydrogen and a pKa of 10 or less;

- 30 R₁ is independently selected from hydrogen; halogen; nitro; cyano; C₁₋₁₀ alkyl; halosubstituted C₁₋₁₀ alkyl; C₂₋₁₀ alkenyl; C₁₋₁₀ alkoxy; halosubstituted C₁₋₁₀alkoxy; azide; S(O)_tR₄; (CR_gR_g)_q S(O)_tR₄; hydroxy; hydroxy substituted C₁₋₄alkyl; aryl; aryl C₁₋₄ alkyl; aryl C₂₋₁₀ alkenyl; aryloxy; aryl C₁₋₄ alkyloxy;

- heteroaryl; heteroarylalkyl; heteroaryl C₂₋₁₀ alkenyl; heteroaryl C₁₋₄ alkyloxy; heterocyclic, heterocyclic C₁₋₄alkyl; heterocyclicC₁₋₄alkyloxy; heterocyclicC₂₋₁₀ alkenyl; (CR₈R₈)_q NR₄R₅; (CR₈R₈)_q C(O)NR₄R₅; C₂₋₁₀ alkenyl C(O)NR₄R₅; (CR₈R₈)_q C(O)NR₄R₁₀; S(O)₃R₈; (CR₈R₈)_q C(O)R₁₁; C₂₋₁₀ alkenyl C(O)R₁₁;
 5 C₂₋₁₀ alkenyl C(O)OR₁₁; (CR₈R₈)_q C(O)OR₁₁; (CR₈R₈)_q OC(O)R₁₁;
 (CR₈R₈)_qNR₄C(O)R₁₁; (CR₈R₈)_q C(NR₄)NR₄R₅; (CR₈R₈)_q NR₄C(NR₅)R₁₁,
 (CR₈R₈)_q NHS(O)₂R₁₃; (CR₈R₈)_q S(O)₂NR₄R₅, or two R₁ moieties together may form O-(CH₂)_sO- or a 5 to 6 membered unsaturated ring, and wherein the alkyl, aryl, arylalkyl, heteroaryl, heterocyclic moieties may be optionally substituted;
- 10 t is 0, or an integer having a value of 1 or 2;
 s is an integer having a value of 1 to 3;
 R₄ and R₅ are independently hydrogen, optionally substituted C₁₋₄ alkyl, optionally substituted aryl, optionally substituted aryl C₁₋₄alkyl, optionally substituted heteroaryl, optionally substituted heteroaryl C₁₋₄alkyl, heterocyclic,
 15 heterocyclicC₁₋₄ alkyl, or R₄ and R₅ together with the nitrogen to which they are attached form a 5 to 7 member ring which may optionally comprise an additional heteroatom selected from O/N/S;
- Y is hydrogen; halogen; nitro; cyano; halosubstituted C₁₋₁₀ alkyl; C₁₋₁₀ alkyl; C₂₋₁₀ alkenyl; C₁₋₁₀ alkoxy; halosubstituted C₁₋₁₀ alkoxy; azide; (CR₈R₈)_qS(O)_tR₄,
 20 (CR₈R₈)_qOR₄; hydroxy; hydroxy substituted C₁₋₄alkyl; aryl; aryl C₁₋₄ alkyl; aryloxy; arylC₁₋₄ alkyloxy; aryl C₂₋₁₀ alkenyl; heteroaryl; heteroarylalkyl; heteroaryl C₁₋₄ alkyloxy; heteroaryl C₂₋₁₀ alkenyl; heterocyclic, heterocyclic C₁₋₄alkyl; heterocyclicC₂₋₁₀ alkenyl; (CR₈R₈)_qNR₄R₅; C₂₋₁₀ alkenyl C(O)NR₄R₅; (CR₈R₈)_qC(O)NR₄R₅; (CR₈R₈)_q C(O)NR₄R₁₀; S(O)₃R₈;
 25 (CR₈R₈)_qC(O)R₁₁; C₂₋₁₀ alkenylC(O)R₁₁; (CR₈R₈)_qC(O)OR₁₁;
 C₂₋₁₀alkenylC(O)OR₁₁; (CR₈R₈)_qOC(O) R₁₁; (CR₈R₈)_qNR₄C(O)R₁₁;
 (CR₈R₈)_q NHS(O)₂R_b; (CR₈R₈)_q S(O)₂NR₄R₅; (CR₈R₈)_qC(NR₄)NR₄R₅;
 (CR₈R₈)_q NR₄C(NR₅)R₁₁; or two Y moieties together may form O-(CH₂)_sO- or a
 5 to 6 membered unsaturated ring; and wherein the alkyl, aryl, arylalkyl, heteroaryl,
 30 heteroaryl alkyl, heterocyclic, heterocyclicalkyl groups may be optionally substituted;
- q is 0 or an integer having a value of 1 to 10;
 n is an integer having a value of 1 to 3;
 m is an integer having a value of 1 to 3;
- 35 R₆ and R₇ are independently hydrogen or a C₁₋₄ alkyl group, or R₆ and R₇ together with the nitrogen to which they are attached form a 5 to 7 member ring which ring

may optionally contain an additional heteroatom which heteroatom is selected from oxygen, nitrogen or sulfur;

R₈ is hydrogen or C₁₋₄ alkyl;

R₁₀ is C₁₋₁₀ alkyl C(O)₂R₈;

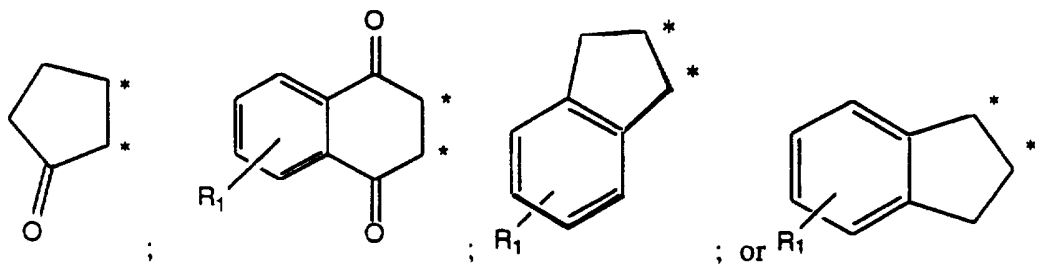
- 5 R₁₁ is hydrogen, optionally substituted C₁₋₄ alkyl, optionally substituted aryl, optionally substituted aryl C₁₋₄alkyl, optionally substituted heteroaryl, optionally substituted heteroarylC₁₋₄alkyl, optionally substituted heterocyclic, or optionally substituted heterocyclicC₁₋₄alkyl;

R₁₂ is hydrogen, C₁₋₁₀ alkyl, optionally substituted aryl or optionally substituted
10 arylalkyl;

R₁₃ is suitably C₁₋₄ alkyl, aryl, aryl C₁₋₄alkyl, heteroaryl, heteroarylC₁₋₄alkyl, heterocyclic, or heterocyclicC₁₋₄alkyl;

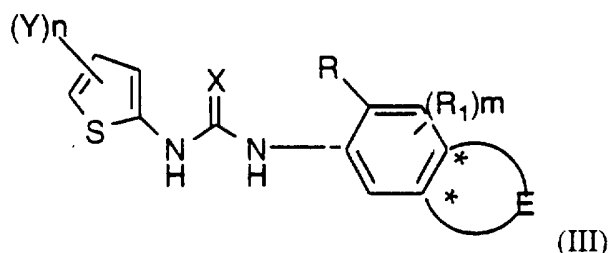
- R_b is NR₆R₇, alkyl, aryl, aryl C₁₋₄ alkyl, aryl C₂₋₄ alkenyl, heteroaryl, heteroaryl C₁₋₄ alkyl, heteroarylC₂₋₄ alkenyl, heterocyclic, heterocyclic C₁₋₄ alkyl,
15 heterocyclic C₂₋₄ alkenyl, or camphor, all of which groups may be optionally substituted;

E is optionally selected from



- the asterix * denoting point of attachment of the ring, with at least one E being present;
20 or a pharmaceutically acceptably salt thereof.

15. A pharmaceutical composition comprising a compound according to Claim 14 and a pharmaceutically acceptable carrier or diluent.
- 25 16. A method of treating a chemokine mediated disease state, wherein the chemokine binds to an IL-8 a or b receptor in a mammal, which comprises administering to said mammal an effective amount of a compound of the formula according to Claim 14.
- 30 17. A compound of the formula:



wherein

X is oxygen or sulfur;

R is any functional moiety having an ionizable hydrogen and a pKa of 10 or less;

- 5 R₁ is independently selected from hydrogen; halogen; nitro; cyano; C₁₋₁₀ alkyl; halosubstituted C₁₋₁₀ alkyl; C₂₋₁₀ alkenyl; C₁₋₁₀ alkoxy; halosubstituted C₁₋₁₀alkoxy; azide; S(O)_tR₄; (CR₈R₈)_q S(O)_tR₄; hydroxy; hydroxy substituted C₁₋₄alkyl; aryl; aryl C₁₋₄ alkyl; aryl C₂₋₁₀ alkenyl; aryloxy; aryl C₁₋₄ alkyloxy; heteroaryl; heteroarylalkyl; heteroaryl C₂₋₁₀ alkenyl; heteroaryl C₁₋₄ alkyloxy;
- 10 heterocyclic, heterocyclic C₁₋₄alkyl; heterocyclicC₁₋₄alkyloxy; heterocyclicC₂₋₁₀ alkenyl; (CR₈R₈)_q NR₄R₅; (CR₈R₈)_q C(O)NR₄R₅; C₂₋₁₀ alkenyl C(O)NR₄R₅; (CR₈R₈)_q C(O)NR₄R₁₀; S(O)₃R₈; (CR₈R₈)_q C(O)R₁₁; C₂₋₁₀ alkenyl C(O)R₁₁; C₂₋₁₀ alkenyl C(O)OR₁₁; (CR₈R₈)_q C(O)OR₁₁; (CR₈R₈)_q OC(O)R₁₁; (CR₈R₈)_qNR₄C(O)R₁₁; (CR₈R₈)_q C(NR₄)NR₄R₅; (CR₈R₈)_q NR₄C(NR₅)R₁₁,
- 15 (CR₈R₈)_q NHS(O)₂R₁₃; (CR₈R₈)_q S(O)₂NR₄R₅, or two R₁ moieties together may form O-(CH₂)_sO- or a 5 to 6 membered unsaturated ring, and wherein the alkyl, aryl, arylalkyl, heteroaryl, heterocyclic moieties may be optionally substituted;
- q is 0 or an integer having a value of 1 to 10;
- t is 0, or an integer having a value of 1 or 2;
- 20 s is an integer having a value of 1 to 3;
- R₄ and R₅ are independently hydrogen, optionally substituted C₁₋₄ alkyl, optionally substituted aryl, optionally substituted aryl C₁₋₄alkyl, optionally substituted heteroaryl, optionally substituted heteroaryl C₁₋₄alkyl, heterocyclic, heterocyclicC₁₋₄ alkyl, or R₄ and R₅ together with the nitrogen to which they are
- 25 attached form a 5 to 7 member ring which may optionally comprise an additional heteroatom selected from O/N/S;
- Y is hydrogen; halogen; nitro; cyano; halosubstituted C₁₋₁₀ alkyl; C₁₋₁₀ alkyl; C₂₋₁₀ alkenyl; C₁₋₁₀ alkoxy; halosubstituted C₁₋₁₀ alkoxy; azide; (CR₈R₈)_qS(O)_tR₄, (CR₈R₈)_qOR₄; hydroxy; hydroxy substituted C₁₋₄alkyl; aryl; aryl C₁₋₄ alkyl;
- 30 aryloxy; arylC₁₋₄ alkyloxy; aryl C₂₋₁₀ alkenyl; heteroaryl; heteroarylalkyl; heteroaryl C₁₋₄ alkyloxy; heteroaryl C₂₋₁₀ alkenyl; heterocyclic, heterocyclic C₁₋₄alkyl; heterocyclicC₂₋₁₀ alkenyl; (CR₈R₈)_qNR₄R₅; C₂₋₁₀ alkenyl

$C(O)NR_4R_5$; $(CR_8R_8)_qC(O)NR_4R_5$; $(CR_8R_8)_qC(O)NR_4R_{10}$; $S(O)_3R_8$;
 $(CR_8R_8)_qC(O)R_{11}$; C_{2-10} alkenyl $C(O)R_{11}$; $(CR_8R_8)_qC(O)OR_{11}$;
 C_{2-10} alkenyl $C(O)OR_{11}$; $(CR_8R_8)_qOC(O)R_{11}$; $(CR_8R_8)_qNR_4C(O)R_{11}$;
 $(CR_8R_8)_qNHS(O)_2R_b$; $(CR_8R_8)_qS(O)_2NR_4R_5$; $(CR_8R_8)_qC(NR_4)NR_4R_5$;
 5 $(CR_8R_8)_qNR_4C(NR_5)R_{11}$; or two Y moieties together may form $O-(CH_2)_5O-$ or a
 5 to 6 membered unsaturated ring; and wherein the alkyl, aryl, arylalkyl, heteroaryl,
 heteroaryl alkyl, heterocyclic, heterocyclicalkyl groups may be optionally
 substituted;

n is an integer having a value of 1 to 3;

10 m is an integer having a value of 1 to 3;

R_6 and R_7 are independently hydrogen or a C_{1-4} alkyl group, or R_6 and R_7 together
 with the nitrogen to which they are attached form a 5 to 7 member ring which ring
 may optionally contain an additional heteroatom which heteroatom is selected from
 oxygen, nitrogen or sulfur;

15 R_8 is hydrogen or C_{1-4} alkyl;

R_{10} is C_{1-10} alkyl $C(O)_2R_8$;

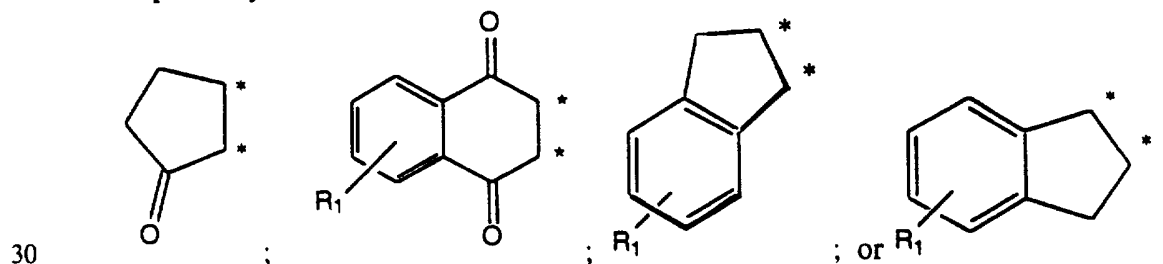
R_{11} is hydrogen, optionally substituted C_{1-4} alkyl, optionally substituted aryl,
 optionally substituted aryl C_{1-4} alkyl, optionally substituted heteroaryl, optionally
 substituted heteroaryl C_{1-4} alkyl, optionally substituted heterocyclic, or optionally
 20 substituted heterocyclic C_{1-4} alkyl;

R_{12} is hydrogen, C_{1-10} alkyl, optionally substituted aryl or optionally substituted
 arylalkyl;

R_{13} is suitably C_{1-4} alkyl, aryl, aryl C_{1-4} alkyl, heteroaryl, heteroaryl C_{1-4} alkyl,
 heterocyclic, or heterocyclic C_{1-4} alkyl;

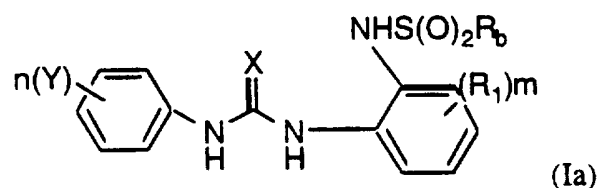
25 R_b is NR_6R_7 , alkyl, aryl, aryl C_{1-4} alkyl, aryl C_{2-4} alkenyl, heteroaryl, heteroaryl
 C_{1-4} alkyl, heteroaryl C_{2-4} alkenyl, heterocyclic, heterocyclic C_{1-4} alkyl,
 heterocyclic C_{2-4} alkenyl, or camphor, all of which groups may be optionally
 substituted;

E is optionally selected from



the asterix * denoting point of attachment of the ring;
 or a pharmaceutically acceptably salt thereof.

18. A pharmaceutical composition comprising a compound according to Claim 17 and a pharmaceutically acceptable carrier or diluent.
- 5 19. A method of treating a chemokine mediated disease state, wherein the chemokine binds to an IL-8 a or b receptor in a mammal, which comprises administering to said mammal an effective amount of a compound of the formula according to Claim 17.
- 10 20. A compound of the formula:



wherein

X is oxygen or sulfur;

15 R_a is an alkyl, aryl, arylC₁₋₄alkyl, heteroaryl, heteroaryl C₁₋₄alkyl, heterocyclic, or a heterocyclic C₁₋₄alkyl moiety, all of which may be optionally substituted;

R_b is a NR₆R₇, alkyl, aryl, arylC₁₋₄alkyl, aryl C₂₋₄alkenyl, heteroaryl, heteroarylC₁₋₄alkyl, heteroarylC₂₋₄ alkenyl, heterocyclic, or heterocyclic C₁₋₄alkyl, or a heterocyclic C₂₋₄alkenyl moiety, camphor, all of which may be optionally substituted one to three times independently by halogen; nitro; halosubstituted C₁₋₄ alkyl; C₁₋₄ alkyl; C₁₋₄ alkoxy; NR₉C(O)R_a; S(O)_mR_a; C(O)NR₆R₇, S(O)₃H, or C(O)OC₁₋₄ alkyl;

20 R_6 and R_7 are independently hydrogen, or a C₁₋₄ alkyl group, or R_6 and R_7 together with the nitrogen to which they are attached form a 5 to 7 member ring which ring may optionally contain an additional heteroatom which heteroatom is selected from oxygen, nitrogen or sulfur, which ring may be optionally substituted;

R_9 is hydrogen or a C₁₋₄ alkyl, preferably hydrogen;

25 R_1 is independently selected from hydrogen; halogen; nitro; cyano; C₁₋₁₀ alkyl; halosubstituted C₁₋₁₀ alkyl; C₂₋₁₀ alkenyl; C₁₋₁₀ alkoxy; halosubstituted C₁₋₁₀alkoxy; azide; S(O)_tR₄; (CR₈R₈)_q S(O)_tR₄; hydroxy; hydroxy substituted C₁₋₄alkyl; aryl; aryl C₁₋₄ alkyl; aryl C₂₋₁₀ alkenyl; aryloxy; aryl C₁₋₄ alkyloxy; heteroaryl; heteroarylalkyl; heteroaryl C₂₋₁₀ alkenyl; heteroaryl C₁₋₄ alkyloxy; heterocyclic, heterocyclic C₁₋₄alkyl; heterocyclicC₁₋₄alkyloxy; heterocyclicC₂₋₁₀ alkenyl; (CR₈R₈)_q NR₄R₅; (CR₈R₈)_q C(O)NR₄R₅; C₂₋₁₀ alkenyl C(O)NR₄R₅;

30

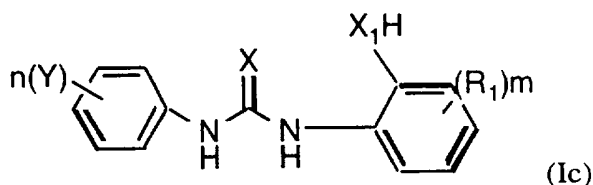
- (CR₈R₈)_q C(O)NR₄R₁₀; S(O)₃R₈; (CR₈R₈)_q C(O)R₁₁; C₂₋₁₀ alkenyl C(O)R₁₁; C₂₋₁₀ alkenyl C(O)OR₁₁; (CR₈R₈)_q C(O)OR₁₁; (CR₈R₈)_q OC(O)R₁₁; (CR₈R₈)_qNR₄C(O)R₁₁; (CR₈R₈)_q C(NR₄)NR₄R₅; (CR₈R₈)_q NR₄C(NR₅)R₁₁,
 5 (CR₈R₈)_q NHS(O)₂R₁₃; (CR₈R₈)_q S(O)₂NR₄R₅, or two R₁ moieties together may form O-(CH₂)₅O- or a 5 to 6 membered unsaturated ring, and wherein the alkyl, aryl, arylalkyl, heteroaryl, heterocyclic moieties may be optionally substituted;
- t is 0, or an integer having a value of 1 or 2;
- s is an integer having a value of 1 to 3;
- R₄ and R₅ are independently hydrogen, optionally substituted C₁₋₄ alkyl, optionally substituted aryl, optionally substituted aryl C₁₋₄alkyl, optionally substituted heteroaryl, optionally substituted heteroaryl C₁₋₄alkyl, heterocyclic, heterocyclic C₁₋₄ alkyl, or R₄ and R₅ together with the nitrogen to which they are attached form a 5 to 7 member ring which may optionally comprise an additional heteroatom selected from O/N/S;
- 10 Y is hydrogen; halogen; nitro; cyano; halosubstituted C₁₋₁₀ alkyl; C₁₋₁₀ alkyl; C₂₋₁₀ alkenyl; C₁₋₁₀ alkoxy; halosubstituted C₁₋₁₀ alkoxy; azide; (CR₈R₈)_qS(O)_tR₄, (CR₈R₈)_qOR₄; hydroxy; hydroxy substituted C₁₋₄alkyl; aryl; aryl C₁₋₄ alkyl; aryloxy; arylC₁₋₄ alkyloxy; aryl C₂₋₁₀ alkenyl; heteroaryl; heteroarylalkyl; heteroaryl C₁₋₄ alkyloxy; heteroaryl C₂₋₁₀ alkenyl; heterocyclic, heterocyclic C₁₋₄alkyl; heterocyclic C₂₋₁₀ alkenyl; (CR₈R₈)_qNR₄R₅; C₂₋₁₀ alkenyl C(O)NR₄R₅; (CR₈R₈)_qC(O)NR₄R₅; (CR₈R₈)_q C(O)NR₄R₁₀; S(O)₃R₈; (CR₈R₈)_qC(O)R₁₁; C₂₋₁₀ alkenylC(O)R₁₁; (CR₈R₈)_qC(O)OR₁₁; C₂₋₁₀alkenylC(O)OR₁₁; (CR₈R₈)_qOC(O) R₁₁; (CR₈R₈)_qNR₄C(O)R₁₁; (CR₈R₈)_q NHS(O)₂R₅; (CR₈R₈)_q S(O)₂NR₄R₅; (CR₈R₈)_qC(NR₄)NR₄R₅;
 15 (CR₈R₈)_q NR₄C(NR₅)R₁₁; or two Y moieties together may form O-(CH₂)₅O- or a 5 to 6 membered unsaturated ring; and wherein the alkyl, aryl, arylalkyl, heteroaryl, heteroaryl alkyl, heterocyclic, heterocyclicalkyl groups may be optionally substituted;
- q is 0 or an integer having a value of 1 to 10;
- 30 n is an integer having a value of 1 to 3;
- m is an integer having a value of 1 to 3;
- R₈ is hydrogen or C₁₋₄ alkyl;
- R₁₀ is C₁₋₁₀ alkyl C(O)₂R₈;
- R₁₁ is hydrogen, optionally substituted C₁₋₄ alkyl, optionally substituted aryl, optionally substituted aryl C₁₋₄alkyl, optionally substituted heteroaryl, optionally substituted heteroarylC₁₋₄alkyl, optionally substituted heterocyclic, or optionally substituted heterocyclicC₁₋₄alkyl;
- 35

- R₁₂ is hydrogen, C₁₋₁₀ alkyl, optionally substituted aryl or optionally substituted arylalkyl;
- R₁₃ is suitably C₁₋₄ alkyl, aryl, aryl C₁₋₄alkyl, heteroaryl, heteroarylC₁₋₄alkyl, heterocyclic, or heterocyclicC₁₋₄alkyl;
- 5 or a pharmaceutically acceptably salt thereof.
21. The compound according to Claim 20 wherein R₁ is substituted in the 3- position, the 4- position or di substituted in the 3,4- position by an electron withdrawing moiety.
- 10 22. The compound according to Claim 20 or 21 wherein Y is mono-substituted in the 2'-position or 3'- position, or is disubstituted in the 2'- or 3'- position of a monocyclic ring.
- 15 23. The compound according to Claim 20 or 21 wherein n and m are each equal to 1 or more.
24. The compound according to Claim 20 which is
- N-(4-Nitro 2-(phenylsulfonylamino)phenyl)-N'-phenyl urea
- 20 N-[(2-Phenylsulfamido) 4-cyanophenyl]- N'-(2-bromo phenyl) urea
- N-(2-(Amino sulfonamido phenyl) phenyl) N'-(2-bromo phenyl) urea N-(2-(Amino sulfonyl styryl) phenyl) N'-(2-bromo phenyl) urea 2-[(3,4 Di-
- methoxyphenylsulfonyl)amino] phenyl) N'-(2-bromo phenyl) urea N-(2-[(4-
- Acetamidophenylsulfonyl)amino] phenyl) N'-(2-bromo phenyl) urea N-(2-(Amino
- 25 sulfonyl (2-thiophene) phenyl) N'-(2-bromo phenyl) urea N-(2-(Amino sulfonyl (3-
- tolyl) phenyl) N'-(2-bromo phenyl) urea N-(2-(Amino sulfonyl (8-quinolinyl)) phenyl)
- N'-(2-bromo phenyl) urea N-(2-(Amino sulfonyl benzyl) phenyl) N'-(2-bromo phenyl)
- urea
- N-[2-[[[2-(Trifluoromethyl)phenyl]sulfonyl]amino]phenyl]-N'-(2-bromophenyl)urea
- 30 N-(2-Bromophenyl)-N'-[2-dimethylaminosulfonylamino]phenyl]urea N-[2-
- (Phenethylsulfonylamino)phenyl]-N'-(2-bromophenyl)urea N-[2-[(2-Acetamido-4-
- methylthiazol-5-yl)sulfonylamino]phenyl]-N'-(2-bromophenyl)urea N-[2-[(2,3-
- Dichlorothien-5-yl)]sulfonylamino]phenyl]-N'-(2-bromophenyl)urea
- N-[2-[(3,5-Bistrifluoromethyl)phenyl)sulfonylamino]phenyl]-N'-(2-bromophenyl)urea
- 35 N-[2-[(2-Benzyl)sulfonylamino]-(5-trifluoromethyl)phenyl]-N'-(2-bromophenyl)urea
- N-[2-[2-(3-Nitrophenyl)sulfonylamino]phenyl]-N'-(2-bromophenyl)urea

- N-[2-[2-(4-Phenoxyphenyl)sulfonylamino]phenyl]-N'-(2-bromophenyl)urea
 N-[[2-(1S)-10-Camphorsulfonylamino]phenyl]-N'-(2-bromophenyl)urea
 N-[[2-(1R)-10-Camphorsulfonylamino]phenyl]-N'-(2-bromophenyl)urea
 N-[2-[2-(2-Nitro-(4-trifluoromethyl)phenyl)sulfonylamino]phenyl]-N'-(2-
 5 bromophenyl)urea
 N-[2-(2-Amino-(4-trifluoromethyl) phenyl) sulfonylamino] phenyl]- N'-(2-
 bromophenyl)urea ; or N-[2-(aminosulfonyl phenyl) 3-amino phenyl] N'-(2-
 bromo phenyl) urea.

- 10 25. A pharmaceutical composition comprising a compound according to any of
 Claims 20 to 24 and a pharmaceutically acceptable carrier or diluent.

26. A compound of the formula:



wherein

X is oxygen or sulfur;

X₁ is oxygen or sulfur;

- 20 R₁ is independently selected from hydrogen; halogen; nitro; cyano; C₁₋₁₀ alkyl;
 halosubstituted C₁₋₁₀ alkyl; C₂₋₁₀ alkenyl; C₁₋₁₀ alkoxy; halosubstituted
 C₁₋₁₀alkoxy; azide; S(O)_tR₄; (CR₈R₈)_q S(O)_tR₄; hydroxy; hydroxy substituted
 C₁₋₄alkyl; aryl; aryl C₁₋₄ alkyl; aryl C₂₋₁₀ alkenyl; aryloxy; aryl C₁₋₄ alkyloxy;
 heteroaryl; heteroarylalkyl; heteroaryl C₂₋₁₀ alkenyl; heteroaryl C₁₋₄ alkyloxy;
 heterocyclic, heterocyclic C₁₋₄alkyl; heterocyclicC₁₋₄alkyloxy; heterocyclicC₂₋₁₀
 25 alkenyl; (CR₈R₈)_q NR₄R₅; (CR₈R₈)_q C(O)NR₄R₅; C₂₋₁₀ alkenyl C(O)NR₄R₅;
 (CR₈R₈)_q C(O)NR₄R₁₀; S(O)₃R₈; (CR₈R₈)_q C(O)R₁₁; C₂₋₁₀ alkenyl C(O)R₁₁;
 C₂₋₁₀ alkenyl C(O)OR₁₁; (CR₈R₈)_q C(O)OR₁₁; (CR₈R₈)_q OC(O)R₁₁;
 (CR₈R₈)_qNR₄C(O)R₁₁; (CR₈R₈)_q C(NR₄)NR₄R₅; (CR₈R₈)_q NR₄C(NR₅)R₁₁,
 (CR₈R₈)_q NHS(O)₂R₁₃; (CR₈R₈)_q S(O)₂NR₄R₅, or two R₁ moieties together may
 30 form O-(CH₂)₅O- or a 5 to 6 membered unsaturated ring, and wherein the alkyl, aryl,
 arylalkyl, heteroaryl, heterocyclic moieties may be optionally substituted;
 t is 0, or an integer having a value of 1 or 2;
 s is an integer having a value of 1 to 3;

- R₄ and R₅ are independently hydrogen, optionally substituted C₁₋₄ alkyl, optionally substituted aryl, optionally substituted aryl C₁₋₄alkyl, optionally substituted heteroaryl, optionally substituted heteroaryl C₁₋₄ alkyl, heterocyclic, heterocyclic C₁₋₄ alkyl, or R₄ and R₅ together with the nitrogen to which they are attached form a 5 to 7 member ring which may optionally comprise an additional heteroatom selected from O/N/S;
- Y is hydrogen; halogen; nitro; cyano; halosubstituted C₁₋₁₀ alkyl; C₁₋₁₀ alkyl; C₂₋₁₀ alkenyl; C₁₋₁₀ alkoxy; halosubstituted C₁₋₁₀ alkoxy; azide; (CR₈R₈)_qS(O)_tR₄, (CR₈R₈)_qOR₄; hydroxy; hydroxy substituted C₁₋₄alkyl; aryl; aryl C₁₋₄ alkyl; arylalkyl; arylC₁₋₄ alkyloxy; aryl C₂₋₁₀ alkenyl; heteroaryl; heteroarylalkyl; heteroaryl C₁₋₄ alkyloxy; heteroaryl C₂₋₁₀ alkenyl; heterocyclic, heterocyclic C₁₋₄alkyl; heterocyclicC₂₋₁₀ alkenyl; (CR₈R₈)_qNR₄R₅; C₂₋₁₀ alkenyl C(O)NR₄R₅; (CR₈R₈)_qC(O)NR₄R₅; (CR₈R₈)_q C(O)NR₄R₁₀; S(O)₃R₈; (CR₈R₈)_qC(O)R₁₁; C₂₋₁₀ alkenylC(O)R₁₁; (CR₈R₈)_qC(O)OR₁₁; C₂₋₁₀alkenylC(O)OR₁₁; (CR₈R₈)_qOC(O) R₁₁; (CR₈R₈)_qNR₄C(O)R₁₁; (CR₈R₈)_q NHS(O)₂R_b; (CR₈R₈)_q S(O)₂NR₄R₅, (CR₈R₈)_qC(NR₄)NR₄R₅; (CR₈R₈)_q NR₄C(NR₅)R₁₁; or two Y moieties together may form O-(CH₂)_sO- or a 5 to 6 membered unsaturated ring; and wherein the alkyl, aryl, arylalkyl, heteroaryl, heteroaryl alkyl, heterocyclic, heterocyclicalkyl groups may be optionally substituted;
- q is 0 or an integer having a value of 1 to 10;
- n is an integer having a value of 1 to 3;
- m is an integer having a value of 1 to 3;
- R₆ and R₇ are independently hydrogen or a C₁₋₄ alkyl group, or R₆ and R₇ together with the nitrogen to which they are attached form a 5 to 7 member ring which ring may optionally contain an additional heteroatom which heteroatom is selected from oxygen, nitrogen or sulfur;
- R₈ is hydrogen or C₁₋₄ alkyl;
- R₁₀ is C₁₋₁₀ alkyl C(O)₂R₈;
- R₁₁ is hydrogen, optionally substituted C₁₋₄ alkyl, optionally substituted aryl, optionally substituted aryl C₁₋₄alkyl, optionally substituted heteroaryl, optionally substituted heteroarylC₁₋₄alkyl, optionally substituted heterocyclic, or optionally substituted heterocyclicC₁₋₄alkyl;
- R₁₂ is hydrogen, C₁₋₁₀ alkyl, optionally substituted aryl or optionally substituted arylalkyl;
- R₁₃ is suitably C₁₋₄ alkyl, aryl, aryl C₁₋₄alkyl, heteroaryl, heteroarylC₁₋₄alkyl, heterocyclic, or heterocyclicC₁₋₄alkyl;

R_b is NR₆R₇, alkyl, aryl, aryl C₁₋₄ alkyl, aryl C₂₋₄ alkenyl, heteroaryl, heteroaryl C₁₋₄ alkyl, heteroarylC₂₋₄ alkenyl, heterocyclic, heterocyclic C₁₋₄ alkyl, heterocyclic C₂₋₄ alkenyl, or camphor, all of which groups may be optionally substituted; provided that

- 5 when n = 1 than Y is substituted in the 2- or 3- position;
 when n = 2 than Y is di-substituted in the 2'- 3'- position, the 2'-5'- position, the 2'-6' position, the 3'-5' or the 3'-6' position;
 when n = 3 than Y is trisubstituted in the 2'-3'-5' or the 2'-3'-6'- positions;

further provided that

- 10 when X₁ is O, m=2, R₁ is 2-t-butyl, 4-methyl, and n=3 than Y is not 2'-OH,3'-t-butyl, 5'-methyl;
 when X₁ is O, m=1, R₁ is 4-methyl, and n=2 than Y is not 2'-OH, 5'-methyl;
 when X₁ is O, m=1, R₁ is hydrogen, and n=2 than Y is not 2'-6'-diethyl;
 when X₁ is O, m=1, R₁ is 6-OH, and n=2 than Y is not 2'-5'-methyl;
 15 when X₁ is S, m=1, R₁ is 4-ethyl, and n=1 than Y is not 2-methoxy;

or a pharmaceutically acceptably salt thereof.

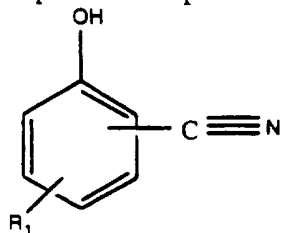
27. The compound according to Claim 26 wherein R₁ is substituted in the 3- position, the 4- position or di-substituted in the 3,4- position by an electron withdrawing moiety.
 20

28. The compound according to Claim 26 or 27 wherein Y is mono-substituted in the 2'-position or 3'- position, or is disubstituted in the 2' or 3' position of a monocyclic ring.
 25

29. The compound according to Claim 26 or 27 wherein n and m are each equal to 1 or more.

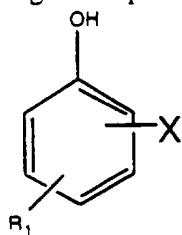
30. A pharmaceutical composition comprising a compound according to any of Claims 26 to 29 and a pharmaceutically acceptable carrier or diluent.
 30

31. A process for producing a cyano phenol derivative of the formula:



wherein R₁ is as defined for Formula (I) above, which method comprises

a) reacting a compound of the formula:



wherein X is halogen

with copper (I) cyanide, dimethylformamide, triethylamine and a catalytic amount of
5 dimethylamino pyridine.

32. The process according to Claim 31 wherein the temperature is about 60 to about 80° C, and X is bromine.

10

INTERNATIONAL SEARCH REPORT

International application No.
PCT/US96/13632

A. CLASSIFICATION OF SUBJECT MATTER

IPC(6) : A61K 31/17
US CL : 514/585, 596, 597,598
According to International Patent Classification (IPC) or to both national classification and IPC

B. FIELDS SEARCHED

Minimum documentation searched (classification system followed by classification symbols)

U.S. : 514/585, 596, 597,598

Documentation searched other than minimum documentation to the extent that such documents are included in the fields searched

None

Electronic data base consulted during the international search (name of data base and, where practicable, search terms used)

Please See Extra Sheet.

C. DOCUMENTS CONSIDERED TO BE RELEVANT

Category*	Citation of document, with indication, where appropriate, of the relevant passages	Relevant to claim No.
A	US,A, 5,384,319 (FERRINI) 24 January 1995, see claims 1-11.	1-9, 11-16, 20-24, 28, 29, 31, 32
A	US,A, 5,312,831 (AYRAL-KALOUSTIAN ET AL) 17 May 1994, see claims 1 and 25.	1-9, 11-16, 20-24, 28, 29, 31, 32
X	US,A, 4,048,333 (GALABOV ET AL) 13 September 1977, entire document.	1 - 9 , 20 - 24, 28, 29

Further documents are listed in the continuation of Box C. See patent family annex.

* Special categories of cited documents:	*T* later document published after the international filing date or priority date and not in conflict with the application but cited to understand the principle or theory underlying the invention
A document defining the general state of the art which is not considered to be of particular relevance	*X* document of particular relevance; the claimed invention cannot be considered novel or cannot be considered to involve an inventive step when the document is taken alone
E earlier document published on or after the international filing date	*Y* document of particular relevance; the claimed invention cannot be considered to involve an inventive step when the document is combined with one or more other such documents, such combination being obvious to a person skilled in the art
L document which may throw doubts on priority claim(s) or which is cited to establish the publication date of another citation or other special reason (as specified)	*Z* document member of the same patent family
O document referring to an oral disclosure, use, exhibition or other means	
P document published prior to the international filing date but later than the priority date claimed	

Date of the actual completion of the international search 09 DECEMBER 1996	Date of mailing of the international search report 27 DEC 1996
Name and mailing address of the ISA/US Commissioner of Patents and Trademarks Box PCT Washington, D.C. 20231 Facsimile No. (703) 305-3230	Authorized officer <i>Dwayne C. Jones</i> DWAYNE C. JONES Telephone No. (703) 308-1235

INTERNATIONAL SEARCH REPORT

International application No.
PCT/US96/13632

Box I Observations where certain claims were found unsearchable (Continuation of item 1 of first sheet)

This international report has not been established in respect of certain claims under Article 17(2)(a) for the following reasons:

1. Claims Nos.:
because they relate to subject matter not required to be searched by this Authority, namely:

2. Claims Nos.:
because they relate to parts of the international application that do not comply with the prescribed requirements to such an extent that no meaningful international search can be carried out, specifically:

3. Claims Nos.: 10, 27, 30
because they are dependent claims and are not drafted in accordance with the second and third sentences of Rule 6.4(a).

Box II Observations where unity of invention is lacking (Continuation of item 2 of first sheet)

This International Searching Authority found multiple inventions in this international application, as follows:

Please See Extra Sheet.

1. As all required additional search fees were timely paid by the applicant, this international search report covers all searchable claims.
2. As all searchable claims could be searched without effort justifying an additional fee, this Authority did not invite payment of any additional fee.
3. As only some of the required additional search fees were timely paid by the applicant, this international search report covers only those claims for which fees were paid, specifically claims Nos.:

4. No required additional search fees were timely paid by the applicant. Consequently, this international search report is restricted to the invention first mentioned in the claims; it is covered by claims Nos.:
1-9,11-16,20-24,28,29,31,32

Remark on Protest

- The additional search fees were accompanied by the applicant's protest.
No protest accompanied the payment of additional search fees.

INTERNATIONAL SEARCH REPORT

International application No.

PCT/US96/13632

B. FIELDS SEARCHED

Electronic data bases consulted (Name of data base and where practicable terms used):

STN: the structure of formula I. BIOSIS: the structure of formula I, chemokin? or interleukin? or il-8, psorias?, dermatit?, asthma?, thrombo?, alzheimer?, stroke, crohn? disease?, nephrit?, glomerul?, pulmonary diseas?, arthrit?, inflammatory bowel? CLAIMS: cytokine##, interleukin##, antiinflammatro(3a)agent#, chemotaxis, urea or thiourea functional groups.

BOX II. OBSERVATIONS WHERE UNITY OF INVENTION WAS LACKING

This ISA found multiple inventions as follows:

This application contains the following inventions or groups of inventions which are not so linked as to form a single inventive concept under PCT Rule 13.1. In order for all inventions to be searched, the appropriate additional search fees must be paid.

- I. Claims 1-16, 20-32, drawn to a first compound, pharmaceutical compositions, a method of use, and a method of production.
- II. Claims 17-18, drawn to second compound, and pharmaceutical compositions.
- III. Claim 19, drawn to a method of using the second compound.

The inventions listed as Groups I-III do not relate to a single inventive concept under PCT Rule 13.1 because, under PCT Rule 13.2, they lack the same or corresponding special technical features for the following reasons: The two groups possess two different core moieties. Those compounds of Group I have a urea attached between two phenyl groups; while Group II compounds have a urea attached between a carbocyclic ring and a heteroaryl group. These two core moieties do not have a common technical feature and therefore lack unity of invention. Pursuant to 37 CFR 1.475(d) the second method of use (of the second product) is grouped separately from the second product.