



US00D412517S

United States Patent [19] Hayamizu

[11] Patent Number: Des. 412,517

[45] Date of Patent: ** Aug. 3, 1999

[54] CAMERA

[75] Inventor: Eiji Hayamizu, Tokyo, Japan

[73] Assignee: Asahi Kogaku Kogyo Kabushiki Kaisha, Tokyo, Japan

[**] Term: 14 Years

[21] Appl. No.: 29/098,754

[22] Filed: Jan. 5, 1999

[30] Foreign Application Priority Data

Jul. 8, 1998	[JP]	Japan	10-19716
Jul. 8, 1998	[JP]	Japan	10-19717

[51] LOC (6) Cl. 16-01

[52] U.S. Cl. D16/209; D16/218

[58] Field of Search D16/200-205,
D16/208, 209, 216-218; 396/535-543

[56] References Cited

U.S. PATENT DOCUMENTS

D. 353,610	12/1994	Akabane et al.	D16/209
D. 386,775	11/1997	Shiotani et al.	D16/218
D. 400,550	11/1998	Inaba	D16/209
D. 401,604	11/1998	Ito et al.	D16/218
4,943,822	7/1990	Von Braunhut	396/535

Primary Examiner—Adir Aronovich
Attorney, Agent, or Firm—Sughrue, Mion, Zinn, Macpeak & Seas, PLLC

[57] CLAIM

The ornamental design for a camera, as shown and described.

DESCRIPTION

FIG. 1 is a perspective view of the top, front and right side of a camera showing my new design;
 FIG. 2 is a front elevational view thereof;
 FIG. 3 is a top plan view thereof;
 FIG. 4 is a left side elevational view thereof;
 FIG. 5 is a right side elevational view thereof;
 FIG. 6 is a rear elevational view thereof;
 FIG. 7 is a bottom plan view thereof;
 FIG. 8 is a bottom plan view similar to FIG. 7 with the lens extended;
 FIG. 9 is a perspective view of the top, front and right side of a camera according to a second embodiment;
 FIG. 10 is a front elevational view thereof;
 FIG. 11 is a top plan view thereof;
 FIG. 12 is a left side elevational view thereof; and,
 FIG. 13 is a right side elevational view thereof.
 The rear and bottom views are identical to those of the first embodiment.

1 Claim, 6 Drawing Sheets

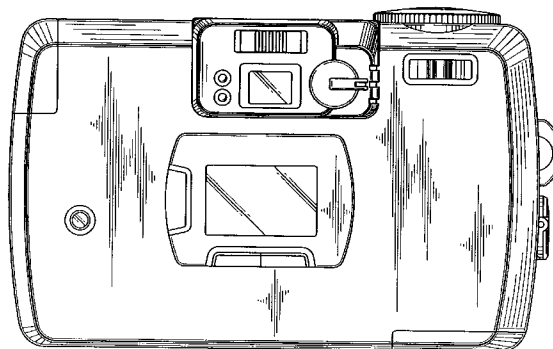



FIG. 1




FIG. 2

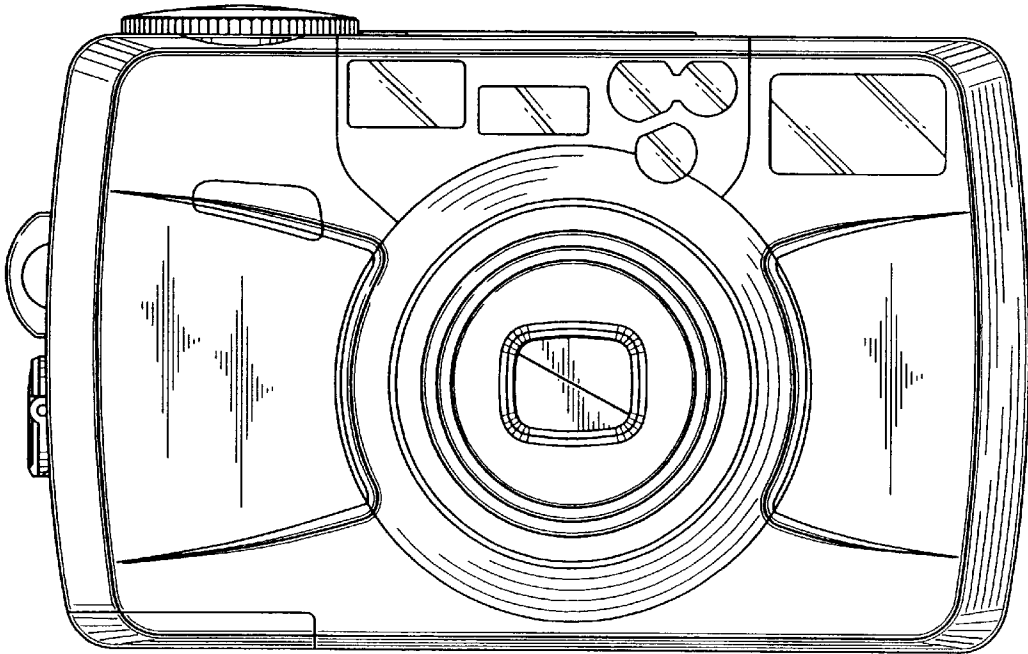


FIG. 3

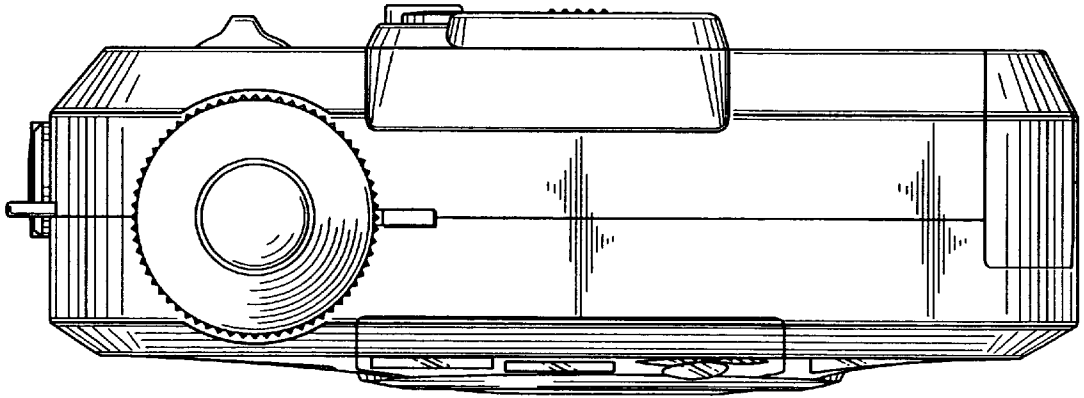


FIG. 4

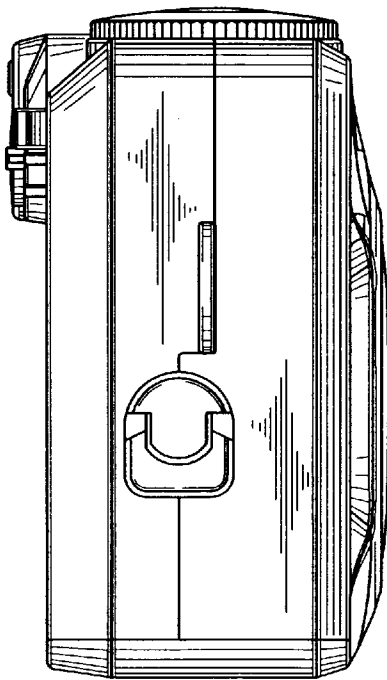


FIG. 5

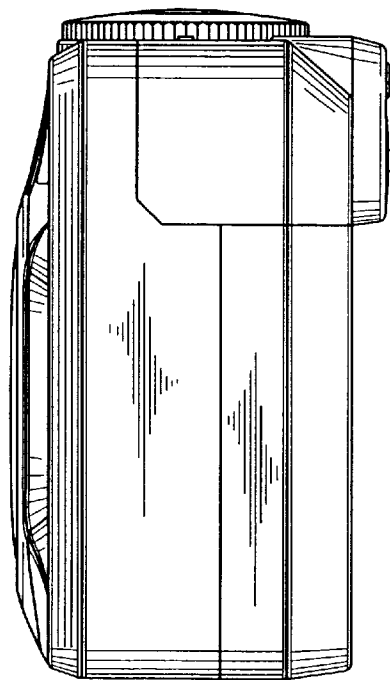


FIG. 6

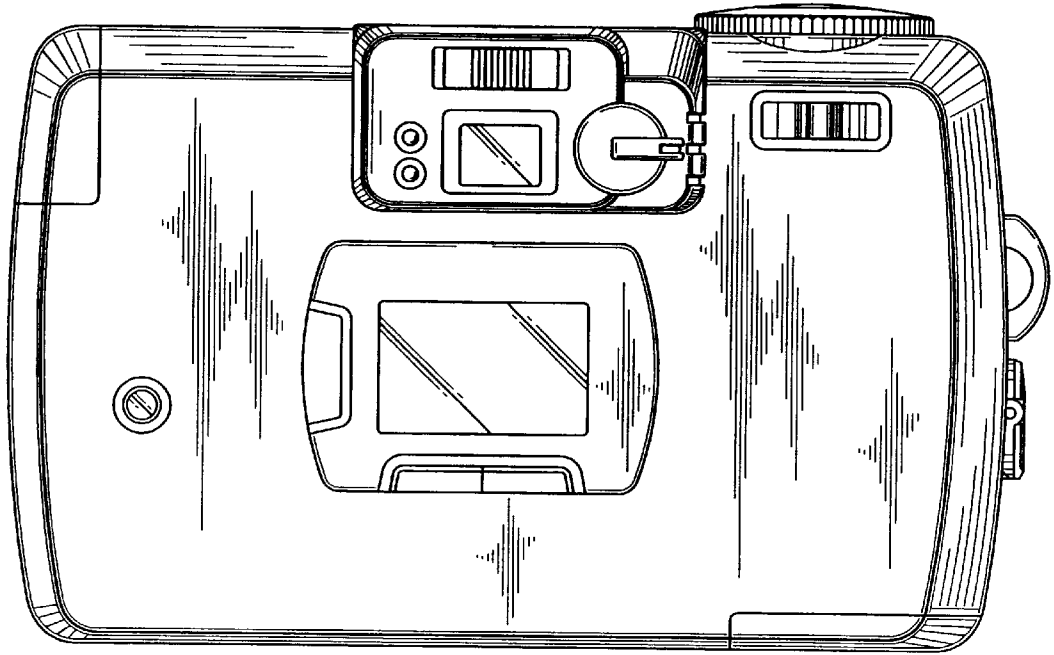


FIG. 7

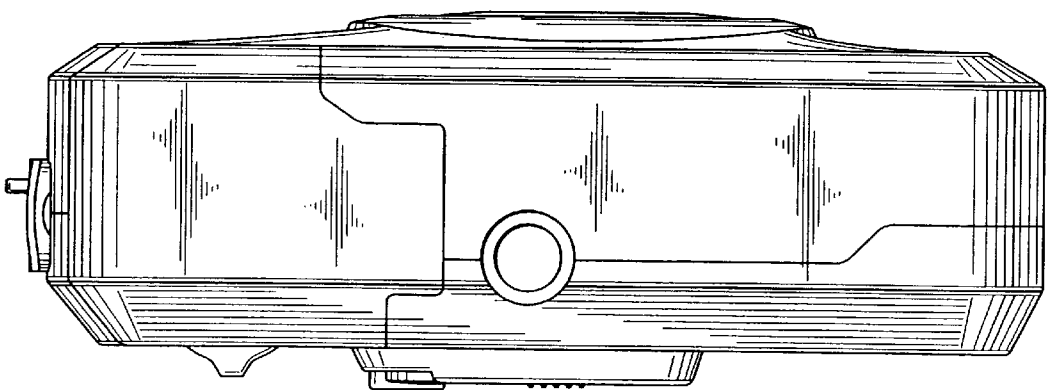


FIG. 8

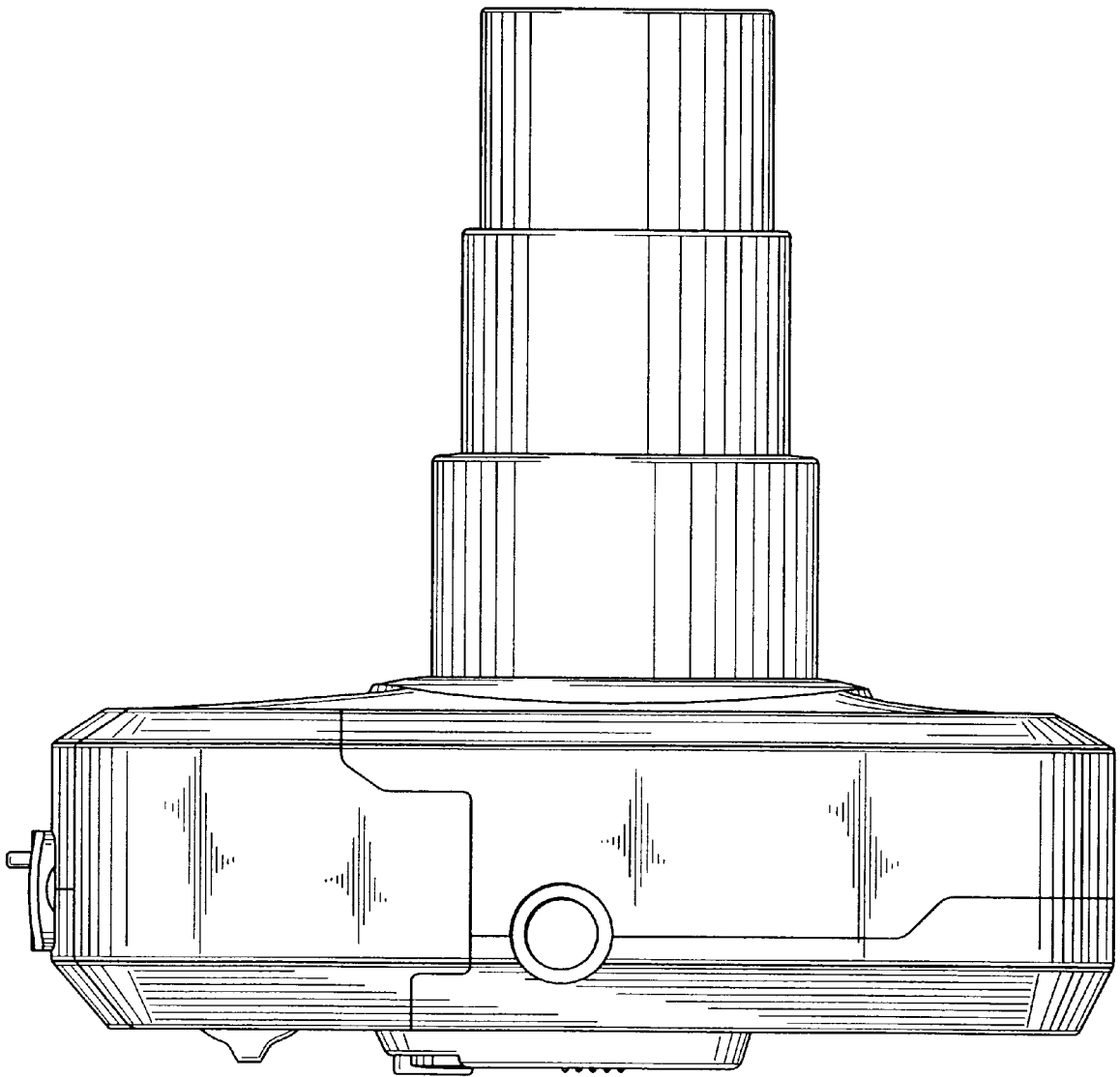


FIG. 9




FIG. 10

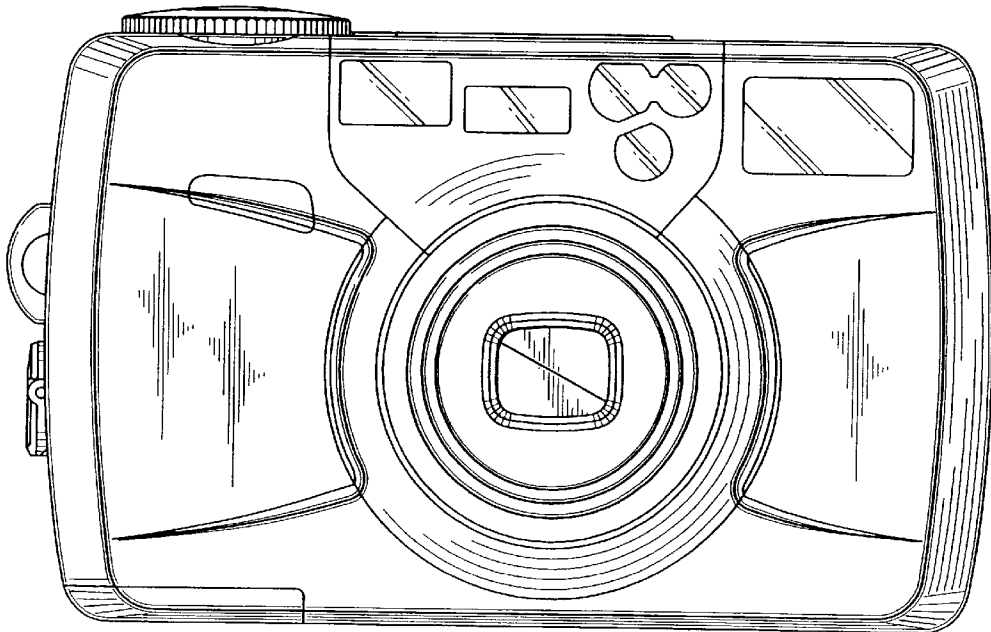


FIG. 11

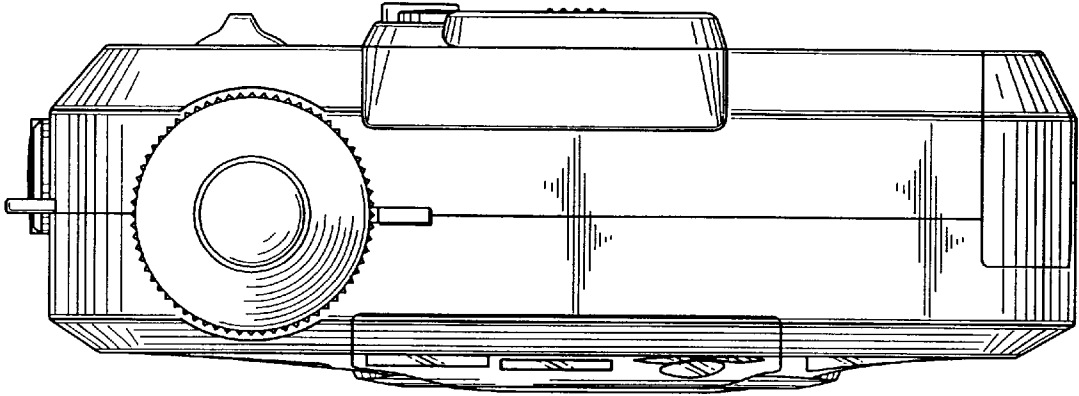


FIG. 12

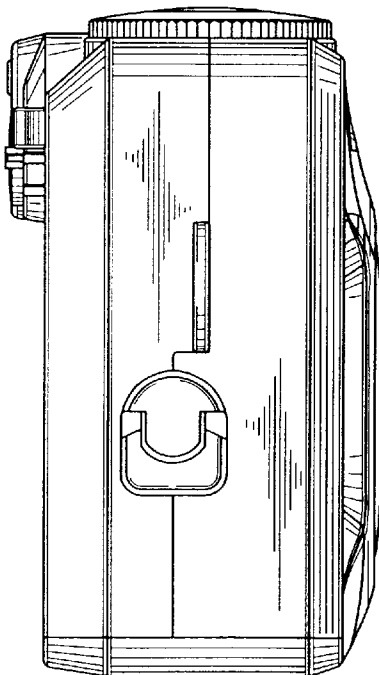


FIG. 13

