



US00D375844S

United States Patent [19]

[11] Patent Number: **Des. 375,844**

Edwards et al.

[45] Date of Patent: ****Nov. 26, 1996**

[54] **NONWOVEN FABRIC**

[75] Inventors: **Joel E. Edwards, Newnan; Ruth L. Levy, Sugar Hill; Ann L. McCormack, Cumming; John J. Sayovitz; Ernest P. Sedlock, both of Marietta, all of Ga.**

[73] Assignee: **Kimberly-Clark Corporation, Neenah, Wis.**

[**] Term: **14 Years**

[21] Appl. No.: **31,379**

[22] Filed: **Nov. 23, 1994**

4,093,499	6/1978	Naka	156/498
4,134,948	1/1979	Baker, Jr.	264/518
4,201,801	5/1980	Hori	427/274
4,278,482	7/1981	Potect et al.	156/78
4,325,773	4/1982	Schulz	156/471
4,333,784	6/1982	McCarthy	156/252
4,400,227	8/1983	Riemersma	156/73.1
4,414,045	11/1983	Wang et al.	156/73.2
4,430,148	2/1984	Schaefer	156/580
4,483,728	11/1984	Bauernfeind	156/209
4,493,868	1/1985	Meitner	428/171
4,588,630	5/1986	Shimalla	428/131
4,612,230	9/1986	Liland et al.	428/171
4,919,738	4/1990	Ball et al.	156/73.5
5,085,914	2/1992	Perdelwitz, Jr. et al.	428/171
5,113,559	5/1992	LaRoche et al.	29/121.1
5,385,770	1/1995	Julnes	428/195

Related U.S. Application Data

- [63] Continuation of Ser. No. 172,339, Dec. 23, 1993.
- [52] U.S. Cl. **D5/47; D5/1; D5/53; D5/57**
- [58] Field of Search **D5/1-3, 7, 11, D5/16, 19, 25, 37-8, 45, 47, 53, 57-9, 61; D6/595; 264/258, 284; 428/167, 171, 195, 245, 224, 225**

FOREIGN PATENT DOCUMENTS

- 000013301 of 1885 United Kingdom .
- 000002789 of 1896 United Kingdom .

Primary Examiner—Alan P. Douglas
Assistant Examiner—Robert M. Spear
Attorney, Agent, or Firm—William D. Herrick

[56] **References Cited**

U.S. PATENT DOCUMENTS

D. 91,881	4/1934	Herrel	D5/59
D. 124,243	12/1940	Breuss	D5/61
D. 193,050	6/1962	Rowland et al.	D5/53
D. 231,019	3/1974	Gilling et al.	D5/53
D. 299,382	1/1989	Diaz	D5/53
D. 318,572	7/1991	Schulz et al.	D5/61
D. 319,350	8/1991	Paschke et al.	D5/61
3,765,974	10/1973	Petersik et al.	156/84
3,957,564	5/1976	Lambert et al.	156/497


[57] **CLAIM**

The ornamental design for a nonwoven fabric, as shown.

DESCRIPTION

FIG. 1 is a plan view of a nonwoven fabric showing our new design, the opposite surface being a reverse image; and, FIG. 2 is an enlarged fragmentary view thereof. The broken line showing in the plan view figure depicts the boundaries of a repeat unit of the claimed design.

1 Claim, 1 Drawing Sheet



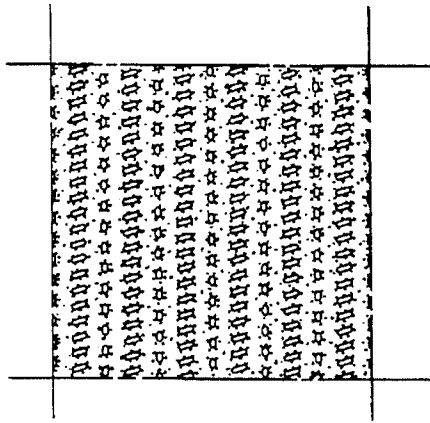


FIG. 1




FIG. 2