



US00D742088S

(12) **United States Design Patent**  
**Walter**

(10) **Patent No.:** **US D742,088 S**

(45) **Date of Patent:** **\*\* Oct. 27, 2015**

(54) **CART**

(71) Applicant: **AMSA, Inc.**, Boulder, CO (US)

(72) Inventor: **Ivor Michel Walter**, Boulder, CO (US)

(73) Assignee: **AMSA, Inc.**, Boulder, CO (US)

(\*\*) Term: **14 Years**

(21) Appl. No.: **29/496,337**

(22) Filed: **Jul. 11, 2014**

(51) **LOC (10) Cl.** ..... **12-02**

(52) **U.S. Cl.**

USPC ..... **D34/21**

(58) **Field of Classification Search**

USPC ..... D34/12-27; 280/33.997, 47.35, 47.38

CPC ..... B62B 3/02; B62B 3/10; B62B 3/006;

B62B 3/1404; B62B 3/002; B62B 3/027;

B62B 3/001; B62B 3/04; B62B 3/102; B62B

3/1408

See application file for complete search history.

D607,173 S 12/2009 Selvig et al.  
D615,723 S \* 5/2010 Walter ..... D34/12  
D700,762 S \* 3/2014 Walter ..... D34/27  
2001/0022436 A1 \* 9/2001 Simard ..... 280/33.991

**OTHER PUBLICATIONS**

MarkeTools Stock Trucks [<http://www.marketools.net/stocktrucks.html>].

[www.winholt.com](http://www.winholt.com) Customer and Stocking Cart with Plastic Deck Retractable Shelf.

[http://www.premiercarts.com/warehouse\\_carts.htm](http://www.premiercarts.com/warehouse_carts.htm) Material Handling Warehouse Carts.

\* cited by examiner

*Primary Examiner* — Cynthia Ramirez

(74) *Attorney, Agent, or Firm* — Margaret Polson; Polson Intellectual Property Law, PC

(57)

**CLAIM**

The ornamental design for a cart, as shown and described.

(56)

**References Cited**

**U.S. PATENT DOCUMENTS**

2,764,419	A	9/1956	Enders	
3,429,403	A	2/1969	Dreschler et al.	
D280,858	S	10/1985	Muellner et al.	
4,826,186	A	5/1989	Hagelin	
4,850,604	A *	7/1989	Le Marchand et al. ..	280/33.996
D365,904	S *	1/1996	Adamson et al. ....	D34/17
D367,348	S *	2/1996	Basharat .....	D34/18
6,644,674	B2 *	11/2003	Simard .....	280/33.991
6,739,605	B2	5/2004	Calmeise et al.	
D493,932	S	8/2004	Prather et al.	
D542,997	S	5/2007	Coderre	
D576,372	S *	9/2008	Walter .....	D34/17
D577,172	S	9/2008	Coderre	
D580,617	S *	11/2008	Walter .....	D34/12

**DESCRIPTION**

FIG. 1 is a front perspective view of a cart showing our new design;

FIG. 2 is a side elevation view of the right and left sides, which are mirror images, of FIG. 1.

FIG. 3 is a top plan view of FIG. 1.

FIG. 4 is a bottom plan view of FIG. 1

FIG. 5 is a back side elevation view of FIG. 1; and,

FIG. 6 is a front side elevation view of FIG. 1.

The features shown in broken lines in the drawing depict environmental subject matter only and form no part of the claimed design.

**1 Claim, 6 Drawing Sheets**

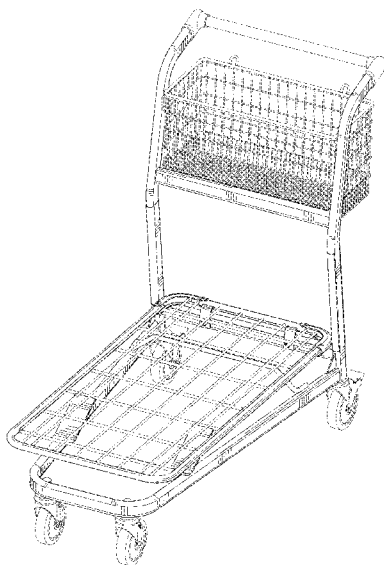




FIG.1

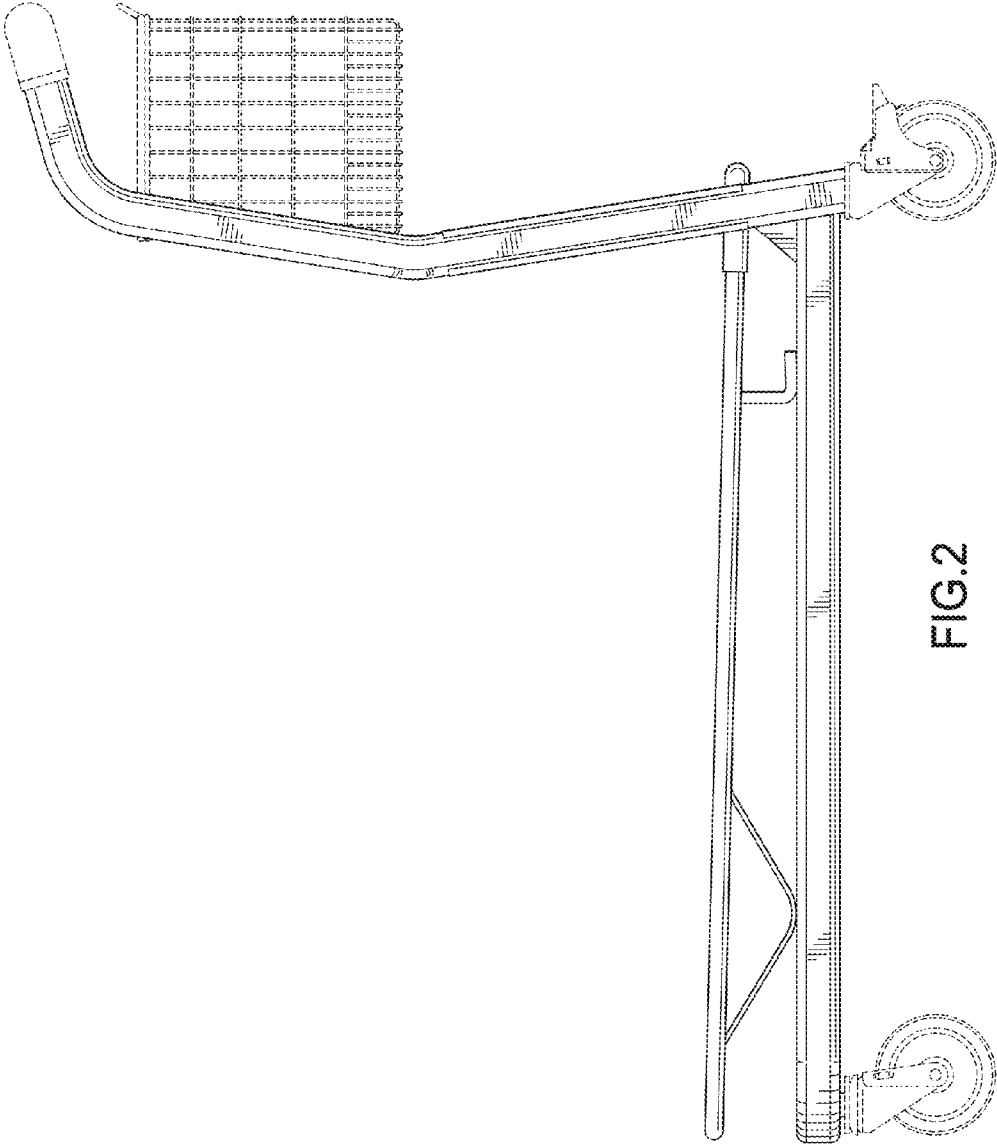


FIG.2

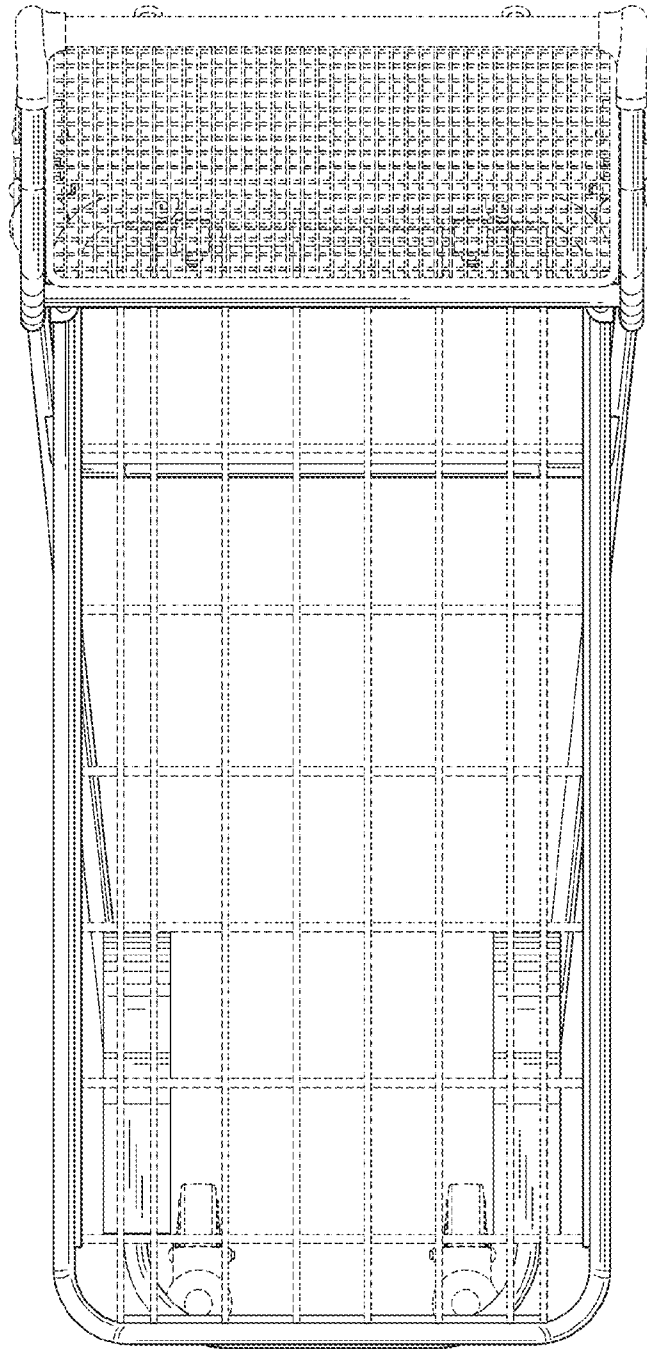


FIG.3

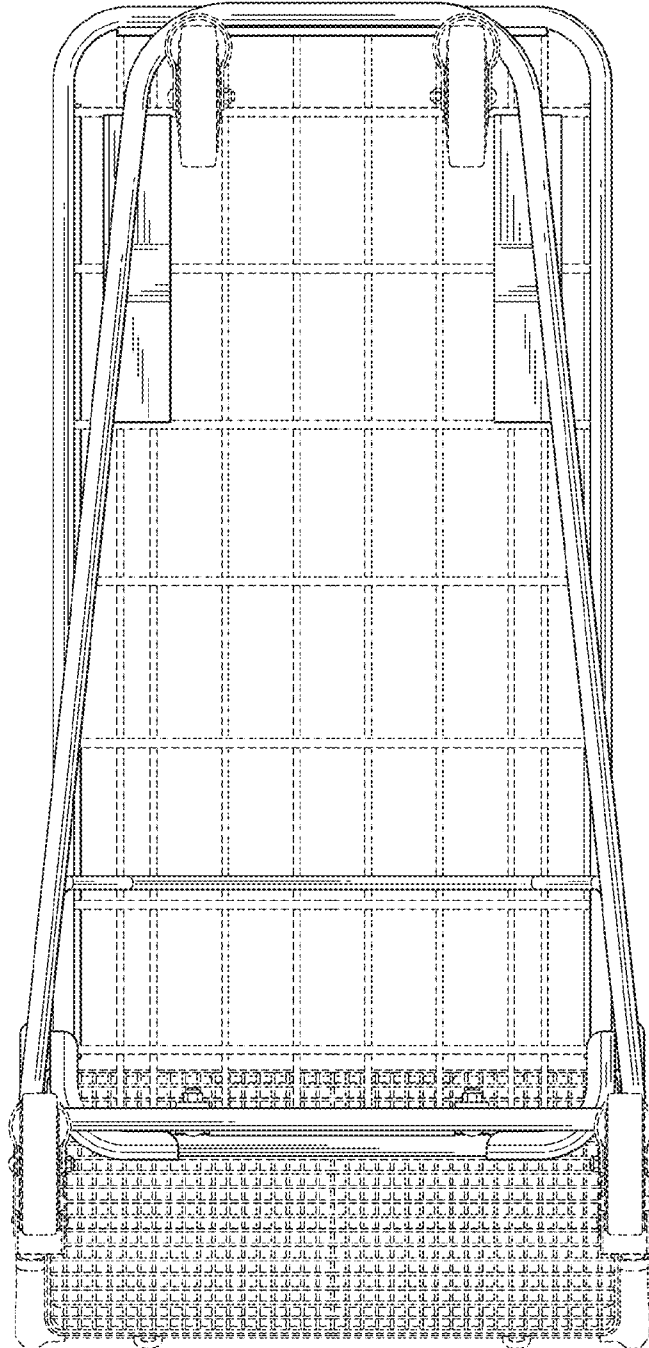


FIG.4




FIG.5

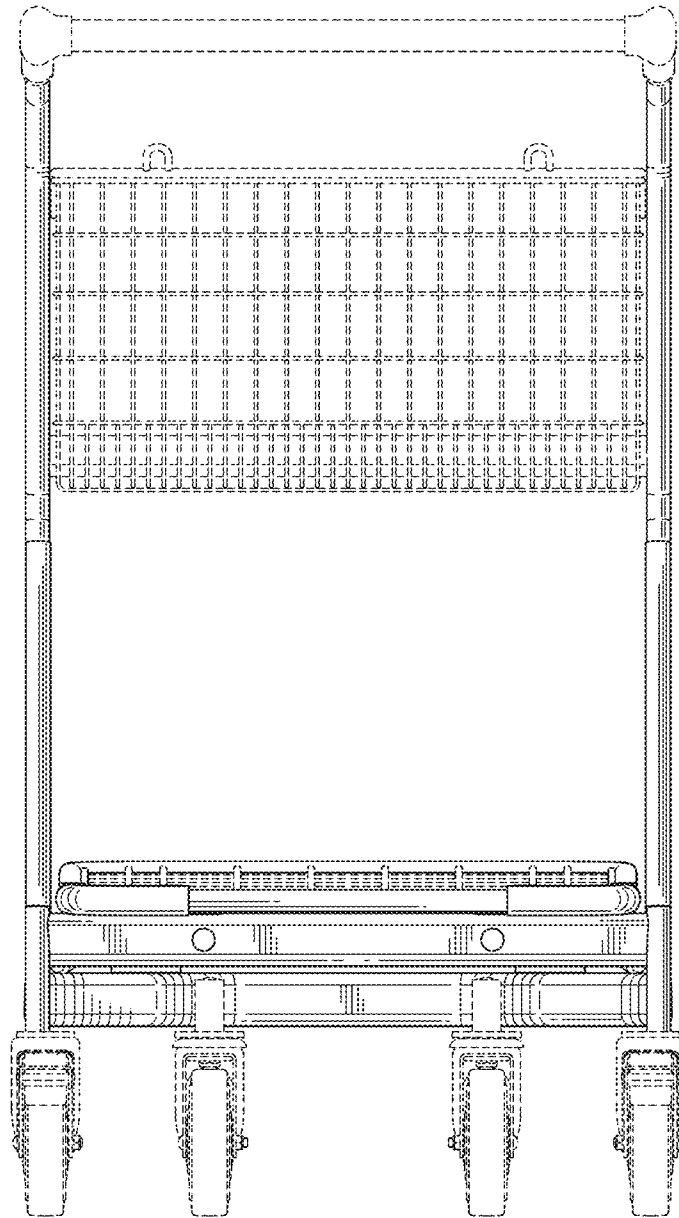


FIG.6