



US00D742045S

(12) **United States Design Patent**  
**Futschik et al.**

(10) **Patent No.:** **US D742,045 S**

(45) **Date of Patent:** **\*\* Oct. 27, 2015**

(54) **HEADLIGHT FOR A VEHICLE**

D561,358 S	*	2/2008	Tachibana .....	D26/28
D570,007 S	*	5/2008	Hsu .....	D26/28
D582,587 S	*	12/2008	Yang .....	D26/28
D593,232 S	*	5/2009	Koman et al. ....	D26/28

(71) Applicant: **Daimler AG**, Stuttgart (DE)

(72) Inventors: **Hans-Dieter Futschik**, Gechingen (DE);  
**Stefan Handt**, Stuttgart (DE); **Frank Pfisterer**, Weil der Stadt (DE); **Juergen Wiesen**, Aidlingen (DE)

\* cited by examiner

*Primary Examiner* — Marcus Jackson

(74) *Attorney, Agent, or Firm* — Crowell & Moring LLP

(73) Assignee: **Daimler AG**, Stuttgart (DE)

(57) **CLAIM**

The ornamental design for a headlight for a vehicle, as shown and described.

(\*\*) Term: **14 Years**

**DESCRIPTION**

(21) Appl. No.: **29/503,963**

(22) Filed: **Oct. 1, 2014**

**Related U.S. Application Data**

(62) Division of application No. 29/423,337, filed on May 31, 2012, now Pat. No. Des. 717,974.

This application contains subject matter related to the following U.S. design patent applications:

Application Ser. No. 29/423,329, filed May 31, 2012, now U.S. Pat. No. D680,031, and entitled "Vehicle, Toy, and/or Replicas Thereof;"

Application Ser. No. 29/423,330, filed May 31, 2012, now U.S. Pat. No. D680,035, and entitled Front Portion of a Vehicle, Toy, and/or Replicas Thereof; and

Application Ser. No. 29/423,338, filed May 31, 2012, now U.S. Pat. No. D707,860, and entitled "Headlight for a Vehicle."

(30) **Foreign Application Priority Data**

Dec. 1, 2011 (DE) ..... 40 2011 005 852

(51) **LOC (10) Cl.** ..... **26-06**

(52) **U.S. Cl.**

USPC ..... **D26/28**

(58) **Field of Classification Search**

USPC ..... D26/28-36; 362/459-468, 475-478, 362/485-487

See application file for complete search history.

FIG. 1 is a right perspective view of a first embodiment of a headlight for a vehicle according to the design;

FIG. 2 is a front view thereof;

FIG. 3 is a right side view thereof; and

FIG. 4 is a top view thereof.

FIG. 5 is a left perspective view of a second embodiment of the headlight for a vehicle thereof, with the headlight for a vehicle from the opposite side of the vehicle being depicted in first embodiment:

FIG. 6 is a front view thereof;

FIG. 7 is a left side view thereof; and,

FIG. 8 is a top view thereof.

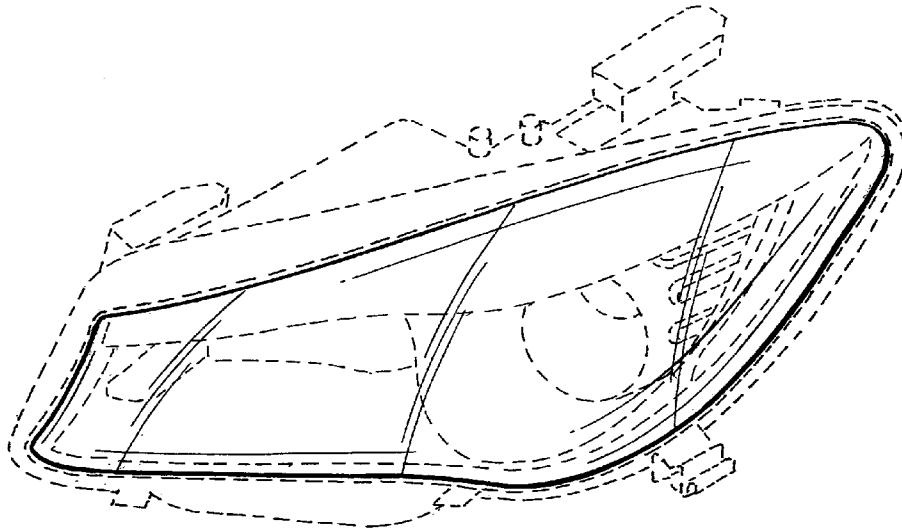
The broken lines are for illustrative purposes only and form no part of the claimed design.

(56) **References Cited**

**U.S. PATENT DOCUMENTS**

D528,681 S	9/2006	Nakahara	
D528,685 S	9/2006	Yoshida	
D538,956 S	*	3/2007	Ishii ..... D26/28
D544,114 S	6/2007	Ohta	
D544,614 S	*	6/2007	Markefka ..... D26/28
D549,857 S	8/2007	Lin	

**1 Claim, 4 Drawing Sheets**



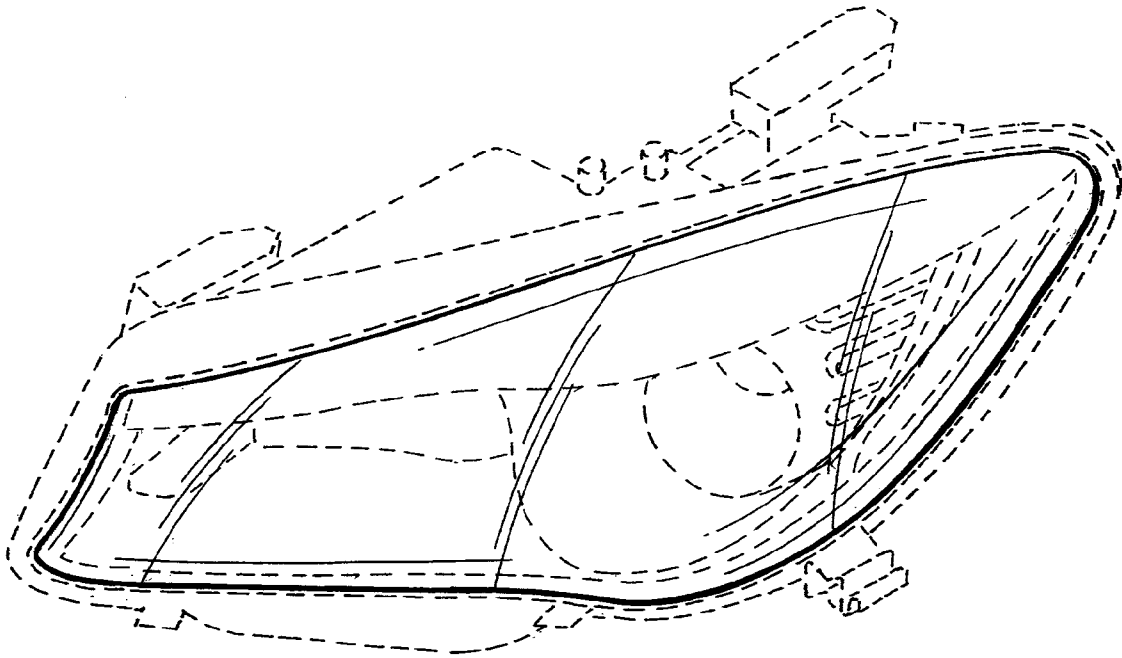


FIG. 1

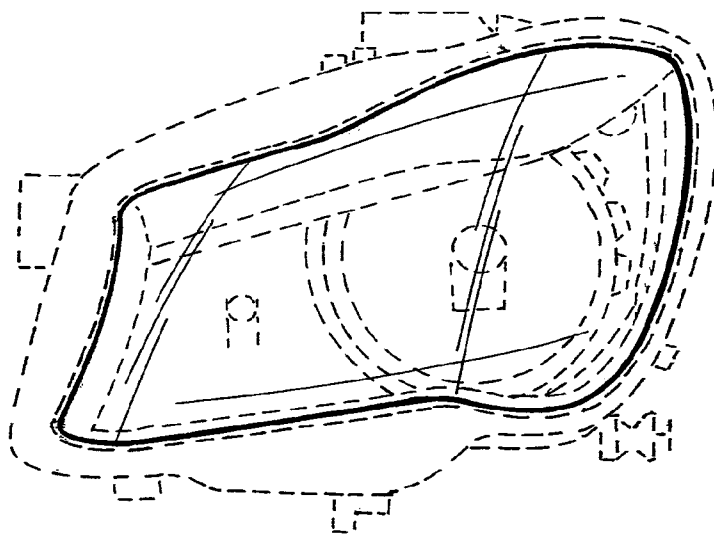


FIG. 2

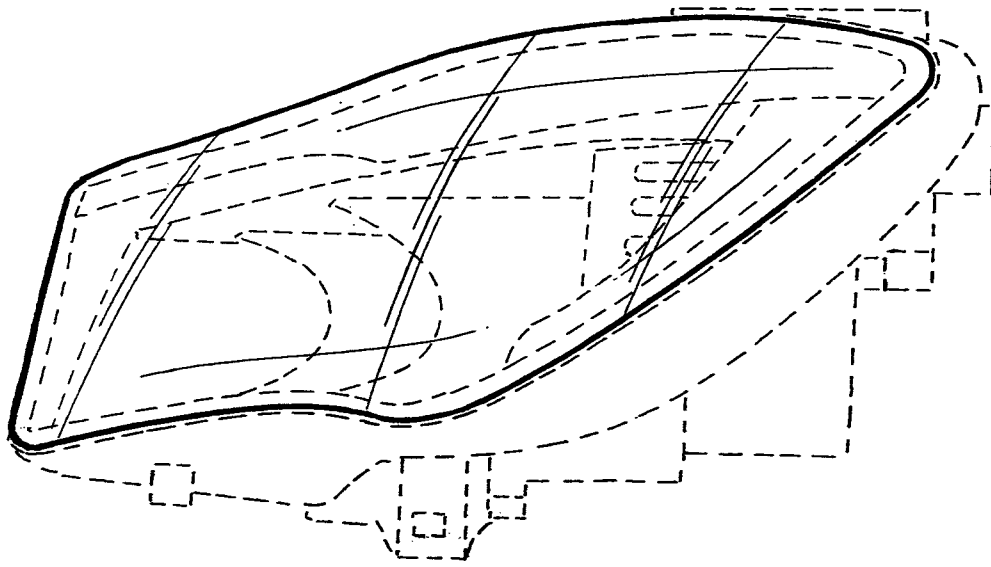


FIG. 3

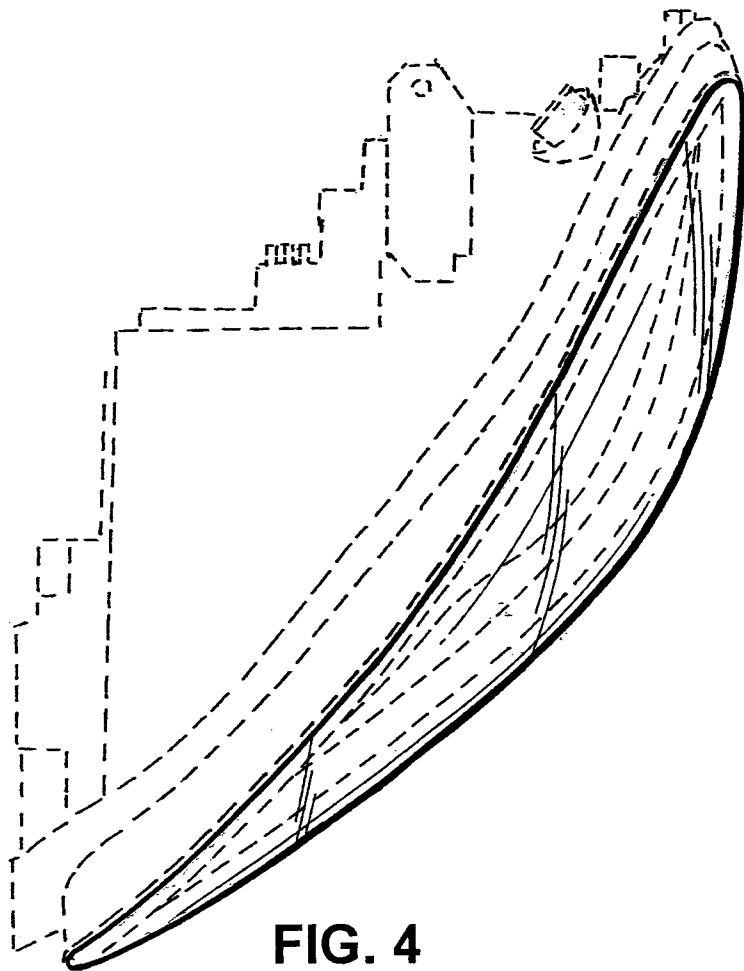


FIG. 4

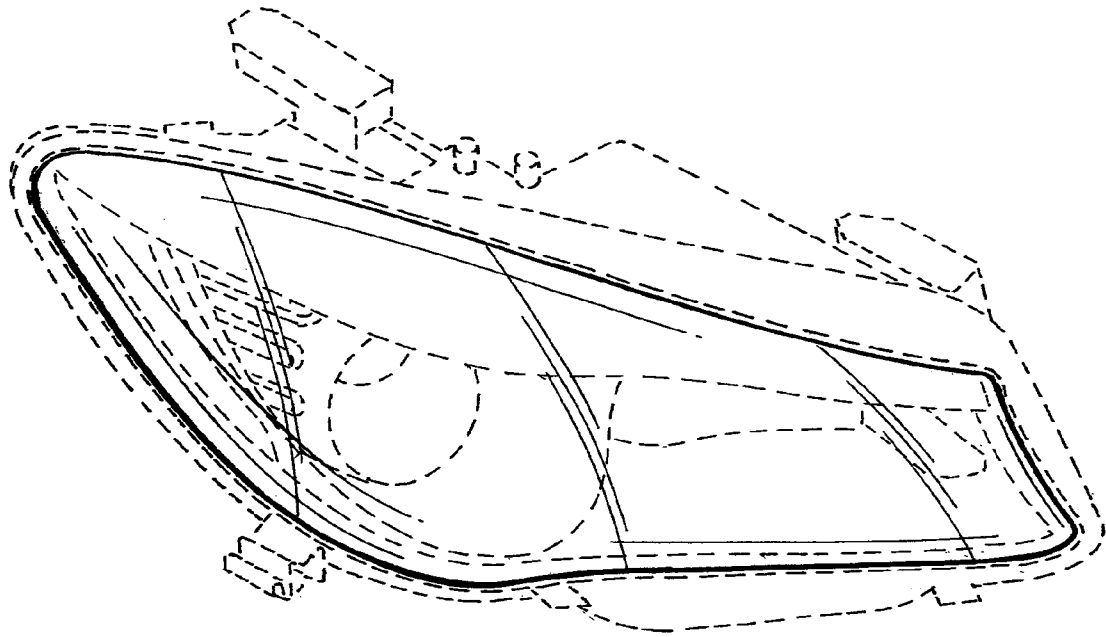


FIG. 5

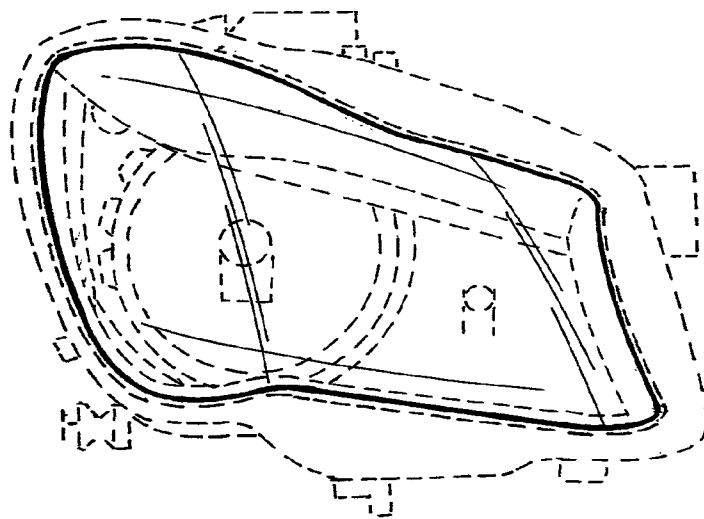


FIG. 6

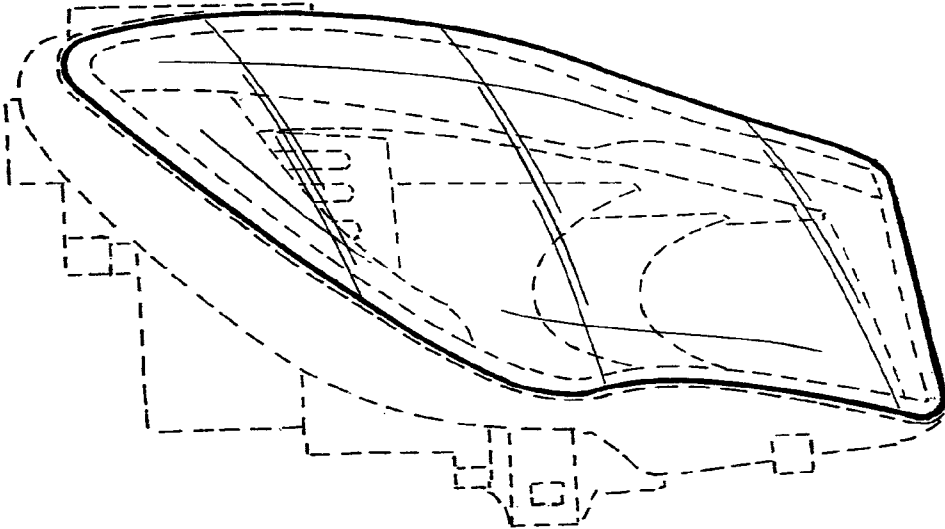


FIG. 7

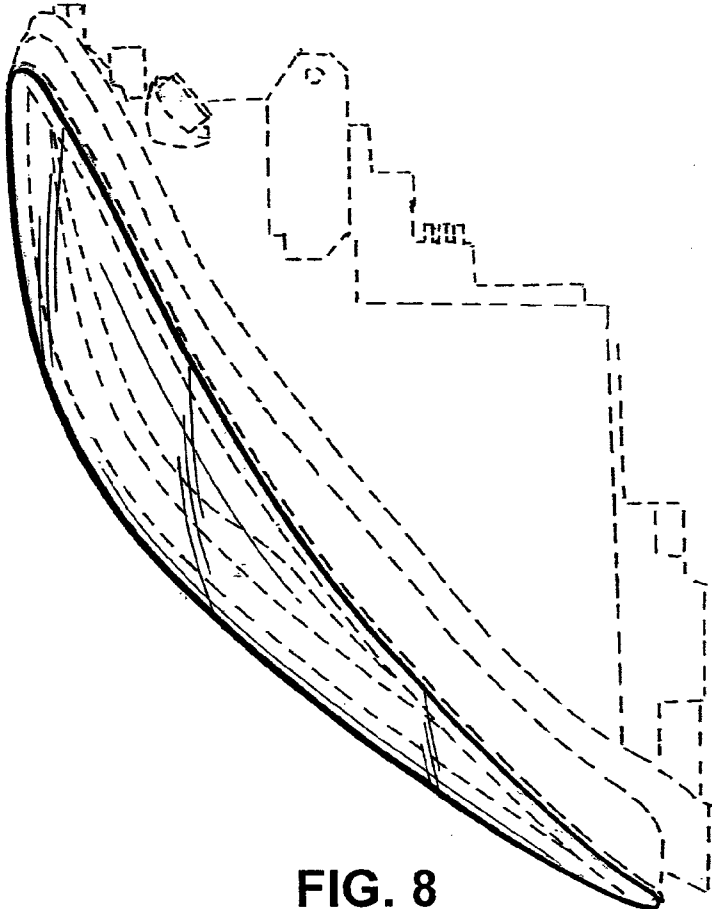


FIG. 8